

Spin Hall effect in two-dimensional p-type semiconductors in a magnetic field

Mahdi Zarea and Sergio E. Ulloa¹¹Department of Physics and Astronomy, and Nanoscale and Quantum Phenomena Institute,
Ohio University, Athens, Ohio 45701-2979
(dated: December 17, 2021)

We calculate the spin Hall conductivity driven by Rashba spin-orbit interaction in p-type two-dimensional semiconductors in the presence of a perpendicular magnetic field. For a highly confined quantum well, the system is described by a k -cubic Rashba term for two-dimensional heavy holes. The eigenstates of the system can be described by Landau spinor states. First we consider the conventional spin Hall conductivity. The contribution of the interband transitions to the Kubo-Greenwood formula gives the density dependent intrinsic spin Hall conductivity, which approaches its universal value $\sigma_{xy}^z = 9e^2$ for weak spin-orbit coupling and low Fermi energies, in agreement with previous work. However two intraband contribution terms cancel this effect leading to zero conventional spin Hall conductivity. Adding the torque dipole contribution to the definition of spin current, we also study the effective spin conductivity. This is shown to be proportional to the total magnetization plus surface terms which exactly cancel it for small spin-orbit coupling. If in low magnetic field the intraband transitions evolve to vertex corrections, the fact that both effective and conventional spin Hall conductivities vanish is unexpected. This suggests that the zero magnetic field limit of the model is singular.

PACS numbers: 72.25.-b, 72.25.Dc

I. INTRODUCTION

The goal of spintronics is to inject and manipulate the spin of charge carriers in semiconductors. Spin Hall effect (SHE) has been proposed as an efficient source of spin current in semiconductors. Two different mechanisms of SHE are proposed.¹ In the extrinsic SHE the skew scattering of electrons (driven by an electric field) from impurities with spin-orbit (SO) dependent scattering potential leads to opposite spin accumulation in the transverse edges of the sample.² On the other hand, the intrinsic SHE arises from the SO term in the single-particle Hamiltonian of paramagnetic materials and is present even in the absence of impurities. Intrinsic SHE is predicted for two major systems: Murakami et al.³ have predicted a dissipationless spin current in p-type semiconductors described by the Luttinger model⁴ of spin-3/2 holes. Sinova et al.⁵ have calculated spin Hall conductivity (SHC) for a two-dimensional electron gas with k -linear Rashba⁶ SO coupling.

Two seminal experiments have reported the observation of SHE. Kato et al.⁷ have used Kerr rotation to observe spin accumulation in n-type GaAs. Wunderlich et al.⁸ have observed the effect in a clean 2D hole system using circularly polarized light. It is generally believed⁹ that in the former experiment the measured SHE is extrinsic while in the latter experiment (due to very low impurities concentration) it is an intrinsic effect.^{10,11,12}

When impurities are present their contribution to intrinsic SHE is crucial. Extensive theoretical,^{13,14,15,16,17,18,19} and numerical studies,^{20,21,22} show that for the model of 2D electrons with k -linear Rashba SO interaction, the SHE does not survive the thermodynamic limit if disorder induced vertex corrections are included. This is because in this system the

spin current is the time derivative of the magnetization and vanishes when the magnetization saturates.^{15,16} On the other hand for the Luttinger model of a hole gas in which the SO coupling depends nonlinearly in momentum, the vertex correction is calculated to be zero within the ladder approximation and for short-range scattering potential of the impurities.^{10,11,12} Adding Rashba SO interaction in highly confined quantum wells, makes the system be described by k -cubic Rashba SO terms.²³ The spin Hall conductivity of this system in the clean limit approaches the universal value of $\sigma_{xy}^z = 9e^2$ for weak SO coupling.²⁵ The vertex corrections of this model are calculated,^{10,11,39} and confirmed numerically,^{20,26,27} to be zero.

Rashba has used an external magnetic field on a 2D electron system with k -linear Rashba SO term to show that the zero spin current is an intrinsic property of the system and persists in the presence of impurities.²⁸ This system is described by two series of Landau levels (spinors) separated by the SO dependent gap. The standard Kubo-Greenwood formula has been used to calculate the SHC. It turns out that the interband transitions contribute to the universal intrinsic SHE while including the intraband transitions cancels the effect. In the zero magnetic field limit the latter contributions evolve into vertex corrections.²⁰

The relation between the conventional definition of spin current (as the expectation value of the product of the spin operator and velocity) and spin accumulation is not obvious. In system with SO interaction the spin current is not conserved. The spin density continuity equation contains the torque contribution which adds a torque dipole term to the conventional spin current term.^{34,37} The resulting effective spin current has been introduced as the proper definition of the spin current. The cor-

responding effective spin Hall conductivity is shown to have opposite sign with respect to the conventional SHC for k-linear and k-cubic Rashba models.³⁷

Parallel to recent work,^{25,28} we consider a 2D hole gas model in a perpendicular magnetic field in the absence of Zeeman coupling and find its exact eigenstates and eigenvalues. The Kubo-Greenwood formula is then used to calculate both the conventional and effective SHC of the model for different values of SO coupling and Fermi energies, including both interband and intraband contributions. We show that unexpectedly both effective and conventional SHC go to zero for small value of SO coupling and then take a finite value as the SO coupling increases. Although calculations of vertex corrections for different types of scatterers have actually appeared recently,^{39,40} more detailed comparison and analysis will be desirable especially in the presence of magnetic field.

II. THE MODEL

In 2D hole systems, the Rashba spin-orbit splitting (due to the structure-inversion asymmetry) of heavy hole states is of third order in in-plane wave vector k as compared to Rashba spin splitting of electron states which is linear in k .²³ For a very confined quantum well and not too high densities, the Hamiltonian of heavy holes can be written as

$$H_0 = \frac{\tilde{\alpha}^2 k_x^2}{2m} + \frac{\tilde{\alpha}^2 k_y^2}{2m} + \alpha_0^{-3} (k^3 + k_+^3); \quad (1)$$

where $k = k_x + ik_y$, $\tilde{\alpha} = (\alpha_x + i\alpha_y)/2$. The Pauli matrices represent spin-3/2 heavy holes with effective mass m , and α_0 is the Rashba SO coupling which without the loss of generality we assume to be positive.²⁴ Out of two energy branches

$$E(k) = \tilde{\alpha}^2 k^2 = 2m \alpha_0^{-3} k^3; \quad (2)$$

the lower energy branch is bounded from below only for

$$\alpha_0 < 1/(3m k_F); \quad (3)$$

For low Fermi energies (or low hole densities n_D), this condition is satisfied and the SHC is calculated in the dc limit neglecting the impurity vertex corrections.²⁵ When the impurity scattering energy $\sim \hbar\omega$ is comparable with the SO splitting energy $\alpha_0 (2m k_F)^{3/2}$, the SHC goes to zero. In the opposite limit of a clean system $\hbar\omega \gg \alpha_0 (2m k_F)^{3/2}$, the dc SHC is found to be dependent on n_D :

$$\sigma_{xy} = \frac{9e}{16m\alpha_0} \left(\frac{1}{k_F^+} - \frac{1}{k_F^-} \right) \frac{9e}{8} \frac{1}{1 - \frac{1}{4} \tilde{\alpha}^2 n_D m^2} \quad (4)$$

Here k_F^\pm (k_F) is the Fermi momentum for the upper (lower) energy branch (2). Recent theoretical,^{10,11} and numerical,^{20,26,27} work shows that the vertex corrections

to the SHC of the above model are zero for short-range disorder interaction. This is in contrast to the k-linear Rashba model in which the vertex corrections lead to complete cancellation of the spin current.

We consider the above homogeneous model in a homogeneous perpendicular magnetic field $B = B\hat{z}$, in the absence of Zeeman coupling.³⁵ The kinetic momentum $P = p + \frac{e}{c}A$ satisfies the commutation relation $[P_y, P_x] = i\hbar\omega_c$, where $\omega_c = eB/\hbar c$. We use the symmetric gauge $A = \frac{1}{2}\mathbf{r} \times B\hat{z}$. The Hamiltonian is

$$H = \frac{P_x^2}{2m} + \frac{P_y^2}{2m} + \alpha_0 (P^3 + P_+^3) \\ = \hbar\omega_c \left(a^\dagger a + \frac{1}{2} \right) + \alpha_0^3 (a^3 + a^{\dagger 3}) \quad (5)$$

in which the bosonic operators $a = \frac{P - P_+}{\sqrt{2m\hbar\omega_c}}$ and $a^\dagger = \frac{P + P_+}{\sqrt{2m\hbar\omega_c}}$ describe Landau levels. The dimensionless parameter is defined by $\alpha_0 = \frac{P_+^3}{8m^3\hbar\omega_c}$.

Similar to the k-linear Rashba model in a perpendicular magnetic field,^{28,32,33,36} the exact eigenvalues and eigenstates of the above model can be found. The SO term couples every state $(n; 0)$ to the $(0; n+3)$ leading to two new spinor states:

$$\begin{aligned} \psi_n &= \begin{pmatrix} \cos \theta_n \\ \sin \theta_n \end{pmatrix} e^{i(n+1)\phi}; \\ E_n &= \hbar\omega_c (n + \frac{1}{2}) = \cos 2\theta_n; \end{aligned} \quad (6)$$

in which $\theta_n = \frac{1}{2} \arctan \frac{P_+}{P - P_+} = \frac{1}{2} \arctan \frac{1}{n(n^2 - 1)}$; $\theta_n = \frac{\pi}{2}$ where $n = 2$. The states $0\uparrow$, $1\uparrow$ and $2\uparrow$ are not coupled to any other state, i.e. for $n < 2$ we have $\theta_n = 0$.

We restrict the upper limit of SO coupling to $\alpha_0 < 1/(3\hbar n_F)$ where $n_F = \hbar\omega_c n_F$ is the Fermi energy. This condition is equivalent to equation (3). As long as this condition is satisfied, two \uparrow states do not cross each other. Energy levels are shown in Fig. 1; we can see that \uparrow states never cross each other (for $\alpha_0 > 0$).

III. THE EFFECTIVE AND CONVENTIONAL SPIN CURRENT

Using the commutation relation of P_x and P_y the velocity can be written as

$$\begin{aligned} v_x &= [x; H] = \frac{1}{i\hbar} [P_y; H] = i\hbar\omega_c \\ v_y &= [y; H] = \frac{1}{i\hbar} [P_x; H] = i\hbar\omega_c \end{aligned} \quad (7)$$

The same relation also holds for the linear SO system in magnetic field,²⁸ but the spin-dependent part of the velocity is different in these two models. While in the hole system velocity shows a d-wave symmetry, $v_x = P_x/m + 3(P_x P_y + P_y P_x)/m + 3(P_x^2 - P_y^2)/m$; for the electron system we get $v_x = P_x/m + \gamma_y$ in which the y -dependent part is a constant. The symmetry of

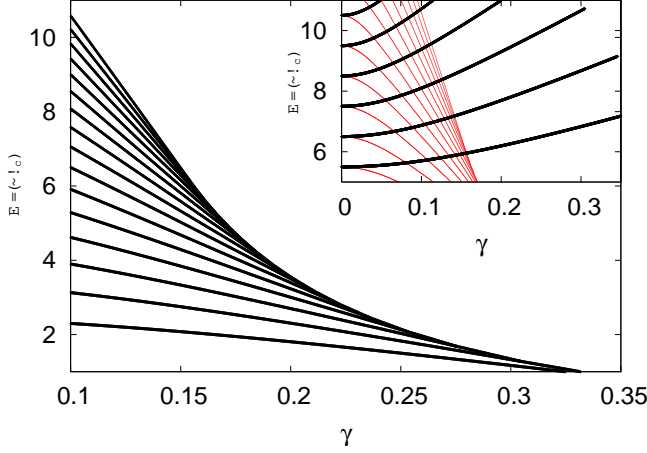


FIG. 1: The energy levels E_n^+ of eq.(6) as a function of γ for $3 < n < 20$. Note that each energy state E_n^+ is plotted as long as $E_n^+ > E_{n-1}^+$. The inset shows all states in that window, including $\gamma = 0$ states that disperse upwards and so do not cross each other.

the velocity is directly reflected in the vertex corrections. For the 2D hole system in the absence of magnetic field this leads to zero vertex corrections after integration over azimuthal angle $\phi = \tan^{-1}(p_y/p_x)$.^{10,11}

The conventional definition of spin current for spin-3/2 holes is

$$J_x^z = \frac{3}{4} (v_x^z + z v_x) = 3P_x^z = 2m : \quad (8)$$

Note that in contrast to the k-linear Rashba model, here the spin current operator can not be written as a commutator like $J_x^z = [\hat{H}; x]$.¹⁵ This is the profound reason behind the vanishing of spin current in k-linear Rashba model for any scalar random potential.

Relations (7) and (8) show that $\langle n | j_y | n^0 \rangle \langle n^0 | j_x^z | n \rangle$ is antisymmetric and so we can use the following definition of conventional SHC:²⁸

$$J_{xy}^z(\gamma) = \frac{3e}{4m} \sum_{n,n^0} \frac{\langle n | j_y | n^0 \rangle \langle n^0 | j_x^z | n \rangle}{(E_n - E_{n^0})^2}; \quad (9)$$

where the sum is restricted by $E_n > E_f$ and $E_{n^0} < E_f$. The Landau degeneracy factor $m = (2\pi)^{-2}$ is also included.

Using the relation $J_x^z = \frac{1}{2m} [P_y^z; H_0]$ the conventional spin current can be written as

$$J_x^z = \frac{1}{2m} (P_y^z + z P_y; H] - P_y^z + z P_y; V]) \quad (10)$$

where V is the SO term in (5). The first term in this formula is a full time derivative and represents the effective spin current of the model (5). By simple algebra the second term can be written as $P_y^z + z P_y$ which is the

torque dipole density. The dc SHC is

$$J_{xy}^z(0) = \frac{3e}{m} \sum_{n,n^0} \frac{\langle n | j_y | n^0 \rangle \langle n^0 | j_x^z | n \rangle}{(E_n - E_{n^0})^2} = \frac{3e}{m} \sum_{n,n^0} \frac{\langle n | j_y | n^0 \rangle \langle n^0 | j_x^z | n \rangle}{(E_n - E_{n^0})^2} \quad (11)$$

in which the first term $\frac{3e}{m} \sum_{n,n^0} \frac{\langle n | j_y | n^0 \rangle \langle n^0 | j_x^z | n \rangle}{(E_n - E_{n^0})^2}$ (respectively the second term $\frac{3e}{m} \sum_{n,n^0} \frac{\langle n | j_y | n^0 \rangle \langle n^0 | j_x^z | n \rangle}{(E_n - E_{n^0})^2}$) on the right hand side is the contribution of the effective spin current (respectively torque dipole density) to the conventional SHC.

IV. RESULTS AND DISCUSSION

Relations (7) and (8) indicate that the transition from the state n is allowed only to the state $n^0 = n - 1$. In the energy spectrum (6), the $\gamma = 0$ state has lower energy than $\gamma = 0$ levels (because we have defined $\gamma < 0$ and $\gamma > 0$). For a given Fermi energy the first unoccupied $\gamma = 0$ state n^+ is larger than the first empty $\gamma = 0$ state n i.e. always $n^+ = n + 3$. Therefore according to Fig. 2 there are two contributions to the spin Hall conductivity: the interband transitions occur from any state n with $n = n$ to the state $n^+ = n + 3$ with $n - 1 < n^+$, and the intraband transition from n^+ to $n^+ - 1$ and from n to $n - 1$.

To calculate the effective SHC in (11) we apply the same method used by Rashba,²⁸ namely we write

$$J_{xy}^z(0) = 3i \frac{e}{m} \sum_{n,n^0} \frac{\langle n | j_y | n^0 \rangle \langle n^0 | j_x^z | n \rangle}{(E_n - E_{n^0})^2} = 3i \frac{e}{m} \sum_{n,n^0} \frac{\langle n | j_y | n^0 \rangle \langle n^0 | j_x^z | n \rangle}{(E_n - E_{n^0})^2} \quad (12)$$

In deriving this equation we have used the fact that the transition $n \rightarrow n+1$ is canceled by $n+1 \rightarrow n$. The equivalence of (12) and (11) can be seen from Fig. 2. The sum of the last four surface terms in (12) renders a constant $3=2$ for the k-cubic Rashba model using (6). On the other hand taking into account the x-y symmetry of the model, the first term in (12) can be written in the symmetric form $\sum_{n=n^+} \langle n | j_y | n^+ \rangle \langle n^+ | j_x^z | n \rangle = 2$. Finally we get the following relation for the effective

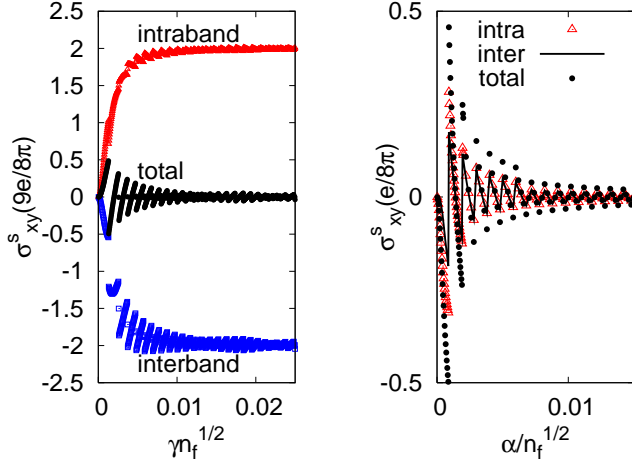


FIG. 5: (Color online) The distinct intra and interband transition contributions to the effective SHC for very low value of p_F in the k-cubic model (left panel). The right panel is the same for the k-linear model in which two contributions are zero independently.

coupling while in the k-cubic model it goes to finite negative values (see Fig. 3). However the deviation from zero in the latter case is because we approach the limit of unbounded negative energies while for the linear model the typical value of SO coupling is very far from the upper limit $> p_F$ of the unphysical region. Second and more importantly, in the linear model both the interband and intraband contributions to the effective SHC are zero independently while for the k-cubic model these two contributions are finite but opposite in sign and cancel each other out.

For comparison we also calculate the conventional SHC (9). A straightforward replacement of the wave functions and energies in (9) renders

$$\begin{aligned} \sigma_{xy}^z(0) &= \frac{3e}{4} \sum_{n;0}^{\infty} \frac{(n-1) \cos^2 \frac{\theta_{n+1}}{2} \cos^2 \frac{\theta_n}{2} - (n+2) \sin^2 \frac{\theta_{n+1}}{2} \sin^2 \frac{\theta_n}{2}}{1 + \cos 2\theta_{n+1} - \cos 2\theta_n} \\ &\quad - \frac{(n-2) \cos^2 \frac{\theta_{n-1}}{2} \cos^2 \frac{\theta_n}{2} - (n+1) \sin^2 \frac{\theta_{n-1}}{2} \sin^2 \frac{\theta_n}{2}}{1 + \cos 2\theta_n - \cos 2\theta_{n-1}} \end{aligned} \quad (15)$$

in which the first (respectively second) term describes the transition $n \rightarrow n+1$ (respectively $n \rightarrow n-1$). We first include only the interband contribution to the conventional SHE to compare it to the system of free holes in the absence of magnetic field. The result is plotted in Fig. 6 and it is actually the same as the SHC for a free 2D electron gas.²⁵ For the range of p_F chosen here,

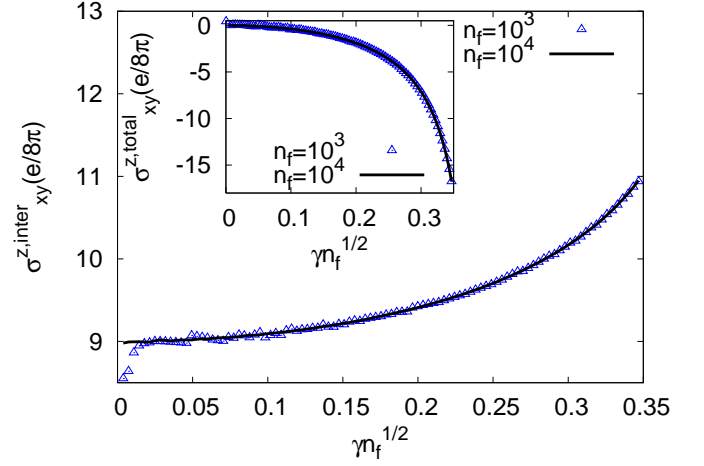


FIG. 6: (Color online) The interband contribution to the conventional SHC as a function of p_F for the k-cubic model. For weak SO coupling or low Fermi energies the conductivity approaches its universal value $\sigma_{xy}^z = 9e/8$. When the intraband contribution is included, the total conventional SHC is zero for small p_F and goes to negative values as p_F increases.

(15) can be approximated by

$$\begin{aligned} \sigma_{xy}^{z;inter}(0) &\sim \frac{3e}{16} \sum_n \frac{Z_{n+} - \frac{3}{n^3} \frac{dn}{n}}{n^3} \\ &= \frac{9e}{8} \left(\frac{1}{n^+} - \frac{1}{n} \right), \end{aligned} \quad (16)$$

which using $\frac{1}{n} = \frac{2m}{\hbar^2 k^2}$ renders exactly (4). Here, as p_F decreases the conventional SHC approaches its universal value $\sigma_{xy}^z = 9e/8$.²⁵ Now we include also the intraband transitions, consisting of the two terms near the Fermi surface. Their contribution is negative and cancels the conventional SHC for the lower values of p_F , as it is shown in the inset of Fig. 6

V. CONCLUSION

We have studied the 2D hole gas system with k-cubic Rashba SO interaction in a perpendicular magnetic field in the absence of Zeeman splitting. The exact eigenstates and eigenvalues are derived and used in a Kubo formula to calculate the effective and conventional SHC of the model. For the conventional SHC the interband transitions reproduce the intrinsic spin Hall conductivity which approaches the universal value of $\sigma_{xy}^z = 9e/8$ for weak SO coupling.²⁵ However when the negative intraband contributions are included the conventional SHC becomes negative and goes to zero for weak SO coupling.

We also consider the effective spin current in which the torque dipole is included. We show that the corresponding effective SHC shows Shubnikov-de Haas oscillations around zero for small SO coupling, if both interband and

intraband contributions are included. Higher n_f results in smaller oscillation amplitude. For stronger SO coupling the effective SHC becomes negative.

Comparing the k -cubic model with the k -linear model, the main difference is that in the former the intraband and interband contributions to the effective SHC are finite but opposite in sign and cancel each other. In the latter each contribution is zero independently.

The fact that for low values of SO coupling both the effective and conventional SHC go to zero is unexpected. For the k -linear model it is well known that the intraband transitions evolve into the vertex correction which is proved to be zero. For the k -cubic model, although it is well known^{10,11,12} that the vertex corrections are zero in the case of short-range s -wave scatterers, the re-

lation between the intraband transitions and the vertex corrections is not straightforward. For the effective SHC eq.(13) suggests that the zero magnetic field limit is singular in this model. However more detailed calculations of the vertex and higher order corrections may help to ascertain this behavior.

The above results would be modified for an inhomogeneous system and for the ac SHC $\chi_{xy}^z(\omega)$ (!), because the intraband contributions are less stable and are reduced by frequency and scattering.¹⁷ One expects that the intraband contributions will diverge at $\omega = \omega_c$ after which they will vanish for $\omega > \omega_c$!.

Acknowledgment

The work was supported by CMSS at Ohio University and NSF-NIRT.

- ¹ A review on spin Hall transport is given in S. Murakami cond-mat/0504353. J. Sinova, S. Murakami, S.Q. Shen, M. S. Choi cond-mat/0512054 and J. Schliemann cond-mat/0602330.
- ² M. I. D'yakonov and V. I. Perel', ZhETF Pis. Red. 13, 657 (1971) [JETP Lett. 13, 467 (1971)]; J.E. Hirsch, Phys. Rev. Lett. 83, 1834 (1999); S. Zhang, Phys. Rev. Lett. 85, 393 (2000).
- ³ S. Murakami, N. Nagaosa, and S.C. Zhang, Science 301, 1348 (2003); S. Murakami and N. Nagaosa, Phys. Rev. Lett. 90, 057002 (2003).
- ⁴ J.M. Luttinger, Phys. Rev. 102, 1030 (1956).
- ⁵ J. Sinova, D. Mittra Culcer, Q. Niu, N.A. Sinitsyn, T. Jungwirth, and A.H. MacDonald, Phys. Rev. Lett. 92, 126603 (2004).
- ⁶ E.I. Rashba, Sov. Phys. Solid state 2, 1109 (1960).
- ⁷ Y.K. Kato, R.C. Myers, A.C. Gossard, D.D. Awschalom, Science, 306, 1910 (2004).
- ⁸ J. Wunderlich, B. Kestner, J. Sinova, T. Jungwirth, Phys. Rev. Lett. 94 047204 (2005).
- ⁹ Hans-Andreas Engel, Bertrand I. Halperin, Emmanuel I. Rashba, cond-mat/0505535
- ¹⁰ B.A. Bemevig and S.C. Zhang, Phys. Rev. Lett. 95, 016801 (2005)
- ¹¹ S.Y. Liu and X.L. Lei, Phys. Rev. B 72, 155314 (2005) and S.Y. Liu and X.L. Lei, Phys. Rev. B 72, 249901(E) (2005)
- ¹² Shichi Murakami, Phys. Rev. B 69, 241202(R) (2004).
- ¹³ J.I. Inoue, G.E.W. Bauer, and L.W. Molenkamp, Phys. Rev. B 67, 033104 (2003).
- ¹⁴ J. Inoue, G.E.W. Bauer, and L.W. Molenkamp, cond-mat/0402442.
- ¹⁵ O.V. Dmítrova, Phys. Rev. B 71, 245327 (2005).
- ¹⁶ O. Chalaev and D. Loss, Phys. Rev. B 71, 245318 (2005).
- ¹⁷ E.G. Mishchenko, A.V. Shytov and B.I. Halperin, Phys. Rev. Lett. 93, 226602 (2004).
- ¹⁸ R. Raimondi and P. Schwab, PRB 71, 033311 (2005).
- ¹⁹ A. Khaetskii, cond-mat/0408136
- ²⁰ K. Nomura, J. Sinova, N.A. Sinitsyn, and A.H. MacDonald, cond-mat/0506189.
- ²¹ L. Sheng, D.N. Sheng, and C.S. Ting, Phys. Rev. Lett. 94, 016602 (2005).
- ²² Branislav K. Nikolic, S. Souma, Liviu P. Zarbo, and Jairo Sinova, Phys. Rev. Lett. 95, 046601 (2005)
- ²³ R.W. Inkler, Phys. Rev. B 62, 4245 (2000); R.W. Inkler, H. Noh, E. Tutuc, and M. Shayegan, Phys. Rev. B 65, 155303 (2002)
- ²⁴ In (1) we use the Hamiltonian of ref.²³ which is an invariant of D_1 group. In some of the literature the SO term is written as $H_{SO} = i_0 \sim^3 (k^3 + k_+^3)$ which is an invariant of C_{1v} group. We have got the same SHC for the latter model. We are grateful to E.I. Rashba for bringing this point to our attention.
- ²⁵ J. Schliemann and D. Loss, Phys. Rev. B 71, 085308 (2005).
- ²⁶ W. Q. Chen, Z. Y. Weng and D. N. Sheng, cond-mat/0502570 v3
- ²⁷ S.Q. Shen, Phys. Rev. B 70, 081311(R) (2004). N.A. Sinitsyn, E.M. Hankiewicz, W. Teizer, J. Sinova, Phys. Rev. B 70, 081312(R) (2004).
- ²⁸ E.I. Rashba, Phys. Rev. B 70, 201309(R) (2004).
- ²⁹ E.I. Rashba, J. Supercond. 18, 137 (2005); E.I. Rashba, cond-mat/0507007.
- ³⁰ E.I. Rashba, Phys. Rev. B 68, 241315(R) (2003).
- ³¹ G.Dresselhaus, Phys. Rev. B 100, 580 (1955).
- ³² M. Zarea and S.E. Ulloa Phys. Rev. B 72, 085342 (2005)
- ³³ J. Schliemann, J.C. Egues, and D. Loss, Phys. Rev. B 67, 085302 (2003).
- ³⁴ D. Culcer, J. Sinova, N.A. Sinitsyn, T. Jungwirth, A.H. MacDonald and Q. Niu, Phys. Rev. Lett. 93 046602 (2004)
- ³⁵ In the presence of Zeeman coupling look at S.Q. Shen, M.Ma, X.C.Xie and F.C. Zhang, Phys. Rev. Lett. 92, 256603 (2004). S.Q. Shen, Y.J. Bao, M.Ma, X.C.Xie and F.C. Zhang, Phys. Rev. B 71, 155316 (2005).
- ³⁶ R.W. Inkler, Spin-orbit coupling effects in two-dimensional electron and hole systems (Springer-Verlag, Berlin, 2003).
- ³⁷ J. Shi, P. Zhang, D. Xiao and Q. Niu, Phys. Rev. Lett. 96, 076604 (2006).
- ³⁸ K. Nomura, J. Wunderlich, J. Sinova, B. Kestner, A.H. MacDonald, T. Jungwirth, cond-mat/0508532
- ³⁹ A. Khaetskii, cond-mat/0510815 v2
- ⁴⁰ A.V. Shytov, E.G. Mishchenko, H.-A. Engel, B.I. Halperin, cond-mat/0509702 v2