

# Resonant control of spin dynamics in ultracold quantum gases by microwave dressing

Fabrice Gerbier,\* Artur Widera, Simon Fölling, Olaf Mandel, and Immanuel Bloch  
*Institut für Physik, Johannes Gutenberg-Universität, 55099 Mainz, Germany.*

(Dated: January 10, 2022)

We study experimentally interaction-driven spin oscillations in optical lattices in the presence of an off-resonant microwave field. We show that the energy shift induced by this microwave field can be used to control the spin oscillations by tuning the system either into resonance to achieve near-unity contrast or far away from resonance to suppress the oscillations. Finally, we propose a scheme based on this technique to create a flat sample with either singly- or doubly-occupied sites, starting from an inhomogeneous Mott insulator, where singly- and doubly-occupied sites coexist.

PACS numbers: 03.75.Mn, 03.75.Lm, 03.75.Qk

The fact that coupling an atomic system to a strong radiation field can modify its level structure is well-known, leading to such effects as the Autler-Townes doublet or the Bloch-Siegert shift (see, e.g., [1]). Today, this phenomenon is often explained in a dressed-atom picture, where the bare atomic states are replaced by eigenstates of the total atom-plus-field system. For cold atoms, this picture helps to understand how magnetic trapping potentials can be engineered with off-resonant radio-frequency or microwave radiation [2], allowing for example to create nearly two-dimensional [3] or double-well trapping potentials [4, 5].

Here, we show how an off-resonant microwave field (hereafter called *dressing field*) can be used for coherent control of the dynamics of a spinor quantum gas. Ultracold gases with internal (spin) degrees of freedom [6] are novel quantum systems where atom-atom interactions play a key role. In an optically trapped gas of spin- $f = 1$  atoms, spin-dependent interactions can promote an atom pair from an initial two-atom state, where both atoms are initially in the  $m = 0$  magnetic sublevel, to a final state with one atom in  $m = +1$  and the other in  $m = -1$  [7, 8, 9, 10, 11]. The coherence of this process was demonstrated in [12, 13] for atom pairs in optical lattices and in [14, 15] for a seeded Bose-Einstein condensate. In the former case, the dynamics is controlled by the energy mismatch, or detuning, between the initial and final spin states of the colliding atom pair. This detuning originates not only from different quadratic Zeeman shifts in the initial or final two-atom states, but also from different interaction energies. If positive, as in  $^{87}\text{Rb}$  [10, 13, 15], this “residual” interaction detuning prevents to reach the resonance for spin oscillations by magnetic means.

In this paper, we show how to tune the spin oscillations in and out of resonance using the energy shift induced by an off-resonant dressing field (see Fig.1). We apply this technique to an ensemble of atom pairs in a deep optical lattice and initially polarized in the  $m = 0$  sublevel. We show that the conversion to an ensemble of  $m = \pm 1$  pairs can be achieved with near unit efficiency, even in a finite magnetic field. The significance of this work goes beyond

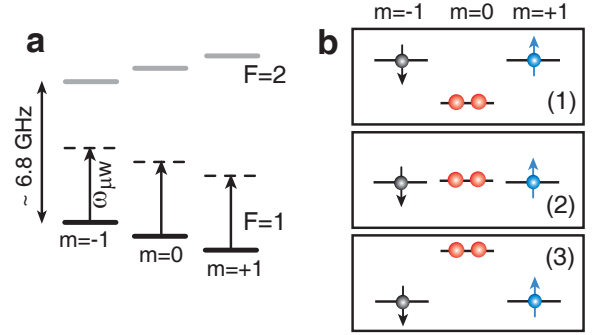


FIG. 1: An off-resonant microwave field with approximately  $\pi$ -polarization and frequency  $\omega_{\mu w}$  ((a)) is used to control the detuning for coherent spin oscillations in optical lattices. Case (b1) corresponds to zero or weak microwave intensity. With properly chosen microwave parameters, one can compensate this detuning and achieve full resonance (b2) or overcompensate to suppress the spin-changing collisions (b3).)

the topic of spin oscillations in optical lattices. Controlling the spin oscillations enables one to use them as a tool for quantum state detection, preparation or manipulation. In a separate paper, we have described how this technique can be used to probe atom number statistics across the superfluid to Mott insulator (MI) transition [16]. We propose here to use it in order to create an homogeneous MI with singly-occupied sites out of an inhomogeneous system where singly- and doubly-occupied sites coexist.

In our case, the microwave is relatively weak, so that the dressed states almost coincide with the bare atomic states and the level shifts can be calculated perturbatively [1]. We consider a  $^{87}\text{Rb}$  atom in a constant and homogeneous magnetic field  $B$ , plus an arbitrary polarized microwave field with amplitudes  $\{B_q^{(\mu w)}\}_q$ , with  $q = 0, \pm 1$  for  $\pi$  and  $\sigma^\pm$  polarizations, respectively. Far from any hyperfine resonance, we find the level shift for the state  $|F = 1, m\rangle$  as

$$\Delta E_m \approx \frac{\hbar \Omega_\pi^2}{4\Delta} f_m \left( x = \frac{\mu_B B}{\hbar \Delta} \right). \quad (1)$$

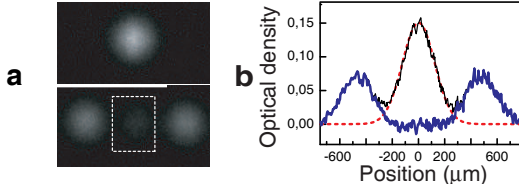


FIG. 2: **(a)** Absorption image of an expanded cloud after  $t_{\text{osc}} = 0$  ms (upper image) and  $t_{\text{osc}} = 15$  ms (lower image). The dashed line indicates the box used to fit the  $m = 0$  component. **(b)** Horizontal cut through the lower image in **(a)** (black line). Subtracting a Gaussian fit (red dashed line) to the  $m = 0$  component yields a new image (blue line) used to count separately the population in  $m = \pm 1$  by integration.

In Eq. (1),  $\Delta = \omega_{\mu\text{w}} - \omega_{\text{hf}}$  denotes the microwave detuning, where  $\omega_{\mu\text{w}}$  is the microwave frequency and where  $\omega_{\text{hf}}$  is the hyperfine frequency splitting in the  $5S_{1/2}$  manifold of Rubidium 87. We have introduced the Rabi frequency  $\Omega_{\pi} = \mu_B B_{\pi}^{(\mu\text{w})}/\hbar$  for the  $\pi$ -polarized transition, with  $\mu_B$  the Bohr magneton, and assumed that  $x = \mu_B B/\hbar\Delta \ll 1$ . The function

$$f_m(x) = \sum_q \frac{3C_{m,q}}{4} \frac{I_q}{I_{\pi}} \frac{1}{1 - (m + \frac{q}{2})x}, \quad (2)$$

accounts for different microwave polarizations and the multi-level structure. Here  $C_{m,q} = |\langle F=1, m; 1, q | F=2, m+q \rangle|^2$  are square moduli of Clebsch-Gordan coefficients, and  $I_q$  is the intensity of the  $q$ -polarized microwave component. We calibrate the microwave intensities for each polarization  $q$  by driving fast, single-particle Rabi flopping between the hyperfine states  $|F=1, m=-1\rangle$  and  $|F=2, m=-1+q\rangle$ . From this, we obtain  $I_{\sigma^-}/I_{\pi} \approx 0.33$  and  $I_{\sigma^+}/I_{\pi} \approx 0.02$  for our experimental parameters. The peak Rabi frequency observed in our experiment is  $\Omega_{\pi} = 2\pi \times 82(1)$  kHz.

To observe the microwave-induced shift, a MI of around  $2 \times 10^5$  Rb atoms is first created in the  $|F=1, m=-1\rangle$  Zeeman sublevel. This MI is held in a purely optical lattice potential at a magnetic field of 1.2 G. In this work, we use a typical lattice depth of  $40 E_r$ , with  $E_r = \hbar^2/2M\lambda^2$  and  $\lambda = 840$  nm the lattice laser wavelength. After an experimental phase described below and a 12-ms-long free expansion including a magnetic gradient pulse, we detect the population in each Zeeman sublevel as shown in Fig. 2 [12, 13]. We find the population in the  $m = 0$  sublevel by fitting a Gaussian function to a restricted area, by subtracting it from the data, and by integrating over the cloud areas to find the populations in  $m = \pm 1$  (see Fig. 2).

The main topic of this paper is the study of spin dynamics in a dressing field. In our experiments, the spin dynamics is initialized as described in [12, 13] by first transferring the sample to  $|F=1, m=0\rangle$  by applying two microwave  $\pi$ -pulses starting from  $|F=1, m=$

$-1\rangle$ . After these pulses, the magnetic field is eventually ramped down to a final value (typically  $B = 0.4$  G for the experiments described here). Subsequently, collisional spin oscillations take place at each individual lattice site where an atom pair is present. As discussed in [12, 13], the atom pair prepared with both atoms initially in  $m = 0$  behaves as a two-level system, and undergoes Rabi-like oscillations at an effective oscillation frequency

$$\hbar\Omega_{\text{eff}} = \sqrt{(\hbar\Omega_0)^2 + (\Delta\epsilon + U_s)^2}. \quad (3)$$

Here the coupling strength  $\hbar\Omega_0 = 2\sqrt{2}U_s$  and the interaction part of the detuning are both fixed by a spin-dependent interaction energy  $U_s = \tilde{U}(a_2 - a_0)/3$ , with  $\tilde{U}$  an on-site interaction energy per Bohr radius  $a_B$  [13] and  $a_F$  the scattering length characterizing scattering in the total spin- $F$  channel [6, 12]. The quantity  $\Delta\epsilon = \epsilon_{+1} + \epsilon_{-1} - 2\epsilon_0 \propto B^2$  corresponds to the difference in Zeeman energies  $\epsilon_m$  between the initial and final states. Without dressing field,  $\Delta\epsilon = (\mu_B B)^2/2\hbar\omega_{\text{hf}}$  is determined by the magnetic field. In the presence of the dressing field, the Zeeman sublevels shift according to Eq. (1), so that one obtains

$$\Delta\epsilon + U_s = \hbar \times \alpha(\Omega_{\pi}^2 - \Omega_{\text{res}}^2), \quad (4)$$

where  $\alpha = (f_{+1}(x) + f_{-1}(x) - 2f_0(x))/4\Delta$  and where the resonance Rabi frequency  $\Omega_{\text{res}}$  solves

$$\hbar\alpha\Omega_{\text{res}}^2 + \frac{(\mu_B B)^2}{2\hbar\omega_{\text{hf}}} + U_s = 0. \quad (5)$$

When normalized to the total atom number, the oscillation amplitude for the lattice as a whole is reduced by a factor  $n_2$ , corresponding to the fraction of atom pairs in the lattice [12, 13]. For our trapping parameters and our atom number, approximately half of the atoms are in a central region with two atoms per site ( $n_2 \approx 0.5$ ) [12].

We have investigated the resonantly dressed spin dynamics at a magnetic field of 0.4 G, by varying the microwave power (or equivalently the dressing frequency), and recording several periods of spin oscillations for each power. The microwave field was detuned by several hundred MHz to the red of the hyperfine resonances to suppress population transfer to  $F = 2$ . Three representative examples are shown in Fig. 3a, corresponding to the cases illustrated in Fig. 1: the unperturbed case ( $\Omega_{\pi} \ll \Omega_{\text{res}}$ , squares), the near-resonant case ( $\Omega_{\pi} \approx \Omega_{\text{res}}$ , circles) where the microwave dressing compensates exactly the “bare” detuning, and the overcompensated case ( $\Omega_{\pi} \gg \Omega_{\text{res}}$ , triangles), where the dynamics is blocked due to the large detuning induced by the microwave dressing. We have found empirically that the data were well described by a fitting function of the form

$$\frac{N_0}{N} = A(1 - e^{-\gamma_{\text{off}}t}) + B \cos\left(2\pi \frac{t}{T_{\text{osc}}}\right) e^{-\gamma_{\text{osc}}t}. \quad (6)$$

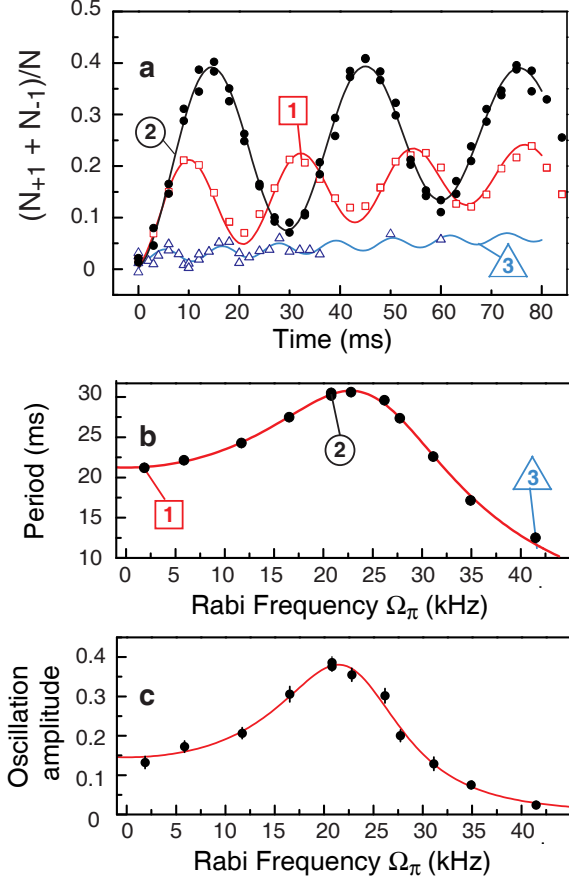


FIG. 3: Spin oscillations at a magnetic field  $B = 0.4$  G. (a) Spin oscillations without microwave dressing (squares), for a resonant dressing (circles) and for an overcompensated dressing (triangles). (b) and (c), period and amplitude of the oscillation (circles), together with a fit to the expected Rabi dependence.

The second term describes the spin oscillations with period  $T_{\text{osc}}$ , including a damping term with rate  $\gamma_{\text{osc}}$ . The first term describes a slowly varying offset approaching the value  $A$  with a time constant  $\gamma_{\text{off}}^{-1}$ .

The measured period of the oscillation is plotted in Fig. 3b as a function of the Rabi frequency  $\Omega_\pi$  of the dressing field. The period is fitted to the expected form of the Rabi frequency given in Eq. (3,4) treating  $U_s$ ,  $\Omega_{\text{res}}$  and  $\alpha$  as free parameters. We find good agreement between the expected  $2\pi\alpha = 0.069$  s,  $\Omega_{\text{res}} = 2\pi \times 23.4$  kHz and the measured values  $2\pi\alpha = 0.066(1)$  s,  $\Omega_{\text{res}} = 2\pi \times 22.8(1)$  kHz. The “bare” Rabi frequency  $U_s/h = 10.5(1)$  Hz is in excellent agreement with an independent measurement of the spin-dependent collisional coupling, which were done without a dressing field [12, 13].

In Fig. 3c, we show the oscillation amplitude versus microwave Rabi frequency  $\Omega_\pi$ , together with a fit to the

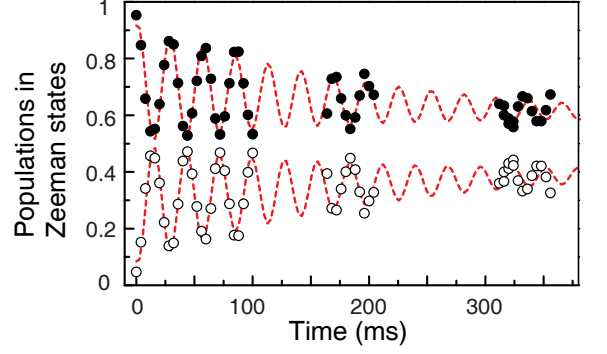


FIG. 4: Spin oscillations recorded for a magnetic field  $B = 1.2$  G. Filled circles denote the population in the Zeeman substate  $m = 0$ , and hollow circles the sum of the populations in substates  $m = \pm 1$ .

expected behavior. The fit parameters include the same parameters  $\alpha, \Omega_{\text{res}}$  as in the previous case, plus an additional parameter  $n_2$  corresponding to the fraction of atoms participating in the oscillation. The values for  $\alpha$  and  $\Omega_{\text{res}}$  are consistent with those deduced from the fit to the measured period. The overall amplitude  $n_2 \approx 0.40(3)$  is slightly smaller than the fraction  $n_2 = 0.5$  of atom pairs expected in the Mott phase. We have performed another measurement where the atomic sample is held at a magnetic field of 1.2 G using the dressing field on resonance according to Eq. (5). The spin oscillation curve shown in Fig. 4 yields an amplitude of  $n_2 \approx 0.47(2)$ , much closer to the expectation than for the  $B = 0.4$  G case. We attribute part of this  $\sim 15\%$  reduction in contrast to a finite ramp time of the magnetic field in the latter case, inducing a small amount of adiabatic population transfer at the beginning of the oscillation [13]. From the data shown in Fig. 4, we have also determined the damping times  $\gamma_{\text{osc}}$ ,  $\gamma_{\text{off}}$  and the offset value  $A$ , as defined in Eq. 6. Within our experimental accuracy, we find that they are independent of microwave power and magnetic field. The average offset value is  $A \approx 0.6$ , and the average damping times  $\gamma_{\text{osc}} \approx 140 \text{ s}^{-1}$  and  $\gamma_{\text{off}} \approx 160 \text{ s}^{-1}$ . Although the origin of the damping is not entirely clear, the fact that  $\gamma_{\text{osc}} \approx \gamma_{\text{off}}$  indicates a correlation between the damping of the oscillations and the rise of the offset. Possible damping mechanisms can be either local (*i.e.* involving only on-site processes) or non-local (involving tunneling to a neighboring site, particularly effective if atoms are transferred to excited Bloch bands by heating processes). On-site damping mechanisms could possibly be off-resonant Raman transitions between the  $m = \pm 1$  sublevels induced by the lattice beams. We believe the limitations of the present experiment to be of technical origin. In principle, even longer coherence times could be achieved.

Because of these long coherence times, the technique presented here could find applications beyond the study

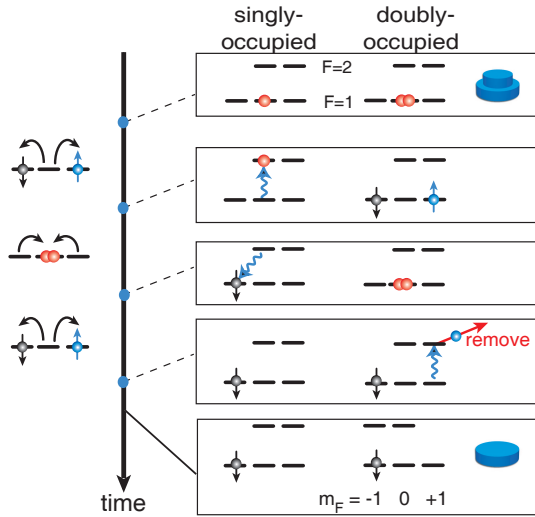


FIG. 5: Illustration of the proposed scheme to create a homogeneous MI with only singly-occupied sites starting from a sample with singly- and doubly-occupied Mott plateaus. After half a spin oscillation period, atoms in singly-occupied sites are transferred into the upper hyperfine level. Another half-spin oscillation brings back atoms in doubly-occupied sites to  $|F = 1, m = 0\rangle$ , while a second microwave pulse is used to transfer atoms in singly-occupied sites to  $|F = 1, m = -1\rangle$ . Another spin oscillation nearly creates the homogeneous  $n = 1$  system, the only difference being a supplementary atom in  $|F = 1, m = +1\rangle$  in doubly-occupied sites. This can be corrected by transferring these atoms to  $F = 2$ , where a resonant laser beam can be used to remove them out of the trap.

of spin oscillations. For example, Refs. [17, 18, 19] discuss how spin squeezing experiments could benefit from such a control. In Fig. 5, we show how a homogeneous MI with one atom per site only can be created, starting from of an inhomogeneous system where Mott plateaus with  $n = 1, 2$  coexist. This could be important for the implementation of parallel collisional quantum gates in a lattice [20, 21], where an inhomogeneous filling degrades the fidelity of the process (see also [22]). Similarly, one can produce an array of doubly-occupied sites in  $m = -1$ , as first proposed in [23] (see also [12, 24]).

In conclusion, we have demonstrated resonant tuning of spin oscillations in optical lattices using an off-resonant microwave field. This provides dynamical control over the spin oscillations, which together with the long coherence times enables to use them as a tool for detection, preparation and manipulation of the quantum state of the many-atom system. As an illustration, we propose a filtering technique producing a flat MI with a single atom per site, starting from a system with singly- and doubly-occupied sites. From a thermodynamical point of view, this flat MI would be metastable with a lifetime on the order of the tunneling time in the system. This method could also be applied to a thermodynamically stable sys-

tem with only singly-occupied sites in the ground state. This would help to remove local defects with two atoms on a site, thus providing a novel cooling technique unique to the MI state.

We acknowledge support from the DFG, from AFOSR and from the EU under the OLAQUI program.

\* email: fabrice.gerbier@lkb.ens.fr

- [1] C. Cohen-Tannoudji, J. Dupont-Roc, and G. Grynberg (Wiley VCH, 1997).
- [2] R. J. C. Spreeuw, C. Gerz, L. S. Goldner, W. D. Phillips, S. L. Rolston, C. I. Westbrook, M. W. Reynolds, and I. F. Silvera, Phys. Rev. Lett. **71**, 3162 (1994).
- [3] Y. Colombe, E. Knyazchyan, O. Morizot, B. Mercier, V. Lorent, and H. Perrin, Europhys. Lett. **67**, 593 (2004).
- [4] P. Treutlein, P. Hommelhoff, T. Steinmetz, T. W. Hänsch, and J. Reichel, Phys. Rev. Lett. **92**, 203005 (2004).
- [5] T. Schumm, S. Hofferberth, L. M. Andersson, S. Wildermuth, S. Groth, I. Bar-Joseph, J. Schmiedmayer, and P. Krüger, Nature Physics **1**, 57 (2005).
- [6] T.-L. Ho, Phys. Rev. Lett. **81**, 742 (1998).
- [7] D. M. Stamper-Kurn, H.-J. Miesner, A. P. Chikkatur, S. Inouye, J. Stenger, and W. Ketterle, Phys. Rev. Lett. **83**, 661 (1999).
- [8] C. K. Law, H. Pu, and N. P. Bigelow, Phys. Rev. Lett. **81**, 5257 (1998).
- [9] H. Schmaljohann, M. Erhard, J. Kronjäger, M. Kottke, S. van Staa, L. Cacciapuoti, J. J. Arlt, K. Bongs, and K. Sengstock, Phys. Rev. Lett. **92**, 040402 (2004).
- [10] M.-S. Chang, C. D. Hamley, M. D. Barrett, J. A. Sauer, K. M. Fortier, W. Zhang, L. You, and M. S. Chapman, Phys. Rev. Lett. **92**, 140403 (2004).
- [11] T. Kuwamoto, K. Araki, T. Eno, and T. Hirano, Phys. Rev. A **69**, 063604 (2004).
- [12] A. Widera, F. Gerbier, S. Fölling, O. Mandel, T. Gericke, and I. Bloch, Phys. Rev. Lett. **95**, 190405 (2005).
- [13] A. Widera, F. Gerbier, S. Fölling, O. Mandel, T. Gericke, and I. Bloch, in preparation (2005).
- [14] J. Kronjäger, C. Becker, M. Brinkmann, R. Walser, P. Navez, K. Bongs, and K. Sengstock, cond-mat/0509083 (2005).
- [15] M.-S. Chang, Q. Qin, W. Zhang, L. You, and M. S. Chapman, Nature Physics **1**, 111 (2005).
- [16] F. Gerbier, A. Widera, S. Fölling, O. Mandel, and I. Bloch, cond-mat/0511080 (2005).
- [17] H. Pu and P. Meystre, Phys. Rev. Lett. **85**, 3987 (2000).
- [18] L.-M. Duan, A. Sørensen, J. I. Cirac, and P. Zoller, Phys. Rev. Lett. **85**, 3991 (2000).
- [19] A. Sørensen, L.-M. Duan, J. I. Cirac, and P. Zoller, Nature **409**, 63 (2001).
- [20] D. Jaksch, H. J. Briegel, J. I. Cirac, C. W. Gardiner, and P. Zoller, Phys. Rev. Lett. **82**, 1975 (1999).
- [21] O. Mandel, M. Greiner, A. Widera, T. Rom, T. W. Hänsch, and I. Bloch, Nature **425**, 937 (2003).
- [22] P. Rabl, A. J. Daley, P. O. Fedichev, J. I. Cirac, and P. Zoller, Phys. Rev. Lett. **91**, 110403 (2003).
- [23] A. Widera, O. Mandel, M. Greiner, S. Kreim, T. W. Hänsch, and I. Bloch, Phys. Rev. Lett. **92**, 160406 (2004).
- [24] G. Thalhammer, K. Winkler, F. Lang, S. Schmid,

R. Grimm, and J. Hecker Denschlag, cond-mat/0510755 (2005).