

Microcanonical analysis of small systems

Michel Pelegrim¹ and Hans Behringer^{1,2}

(December 30, 2021)

¹ Institut für Theoretische Physik I, Universität Erlangen-Nürnberg, D - 91058 Erlangen,
Germany² Fakultät für Physik, Universität Bielefeld, D - 33615 Bielefeld, Germany

The basic quantity for the description of the statistical properties of physical systems is the density of states or equivalently the microcanonical entropy. Macroscopic quantities of a system in equilibrium can be computed directly from the entropy. Response functions such as the susceptibility are for example related to the curvature of the entropy surface. Interestingly, physical quantities in the microcanonical ensemble show characteristic properties of phase transitions already in finite systems. In this paper we investigate these characteristics for finite Ising systems. The singularities in microcanonical quantities which announce a continuous phase transition in the infinite system are characterised by classical critical exponents. Estimates of the non-classical exponents which emerge only in the thermodynamic limit can nevertheless be obtained by analyzing effective exponents or by applying a microcanonical finite-size scaling theory. This is explicitly demonstrated for two- and three-dimensional Ising systems.

1 Introduction

In the study of the static properties of finite systems the main quantity of interest is the density of states Ω as it contains the complete physical information of the investigated system [1]. To be specific, consider a magnetic system where $\Omega = \Omega(E; M)$ is a function of the energy E and of the magnetization M (which can be a scalar or a vector quantity, depending on the system). With the density of states at hand one may proceed in the canonical way by computing the free energy from which other quantities such as the susceptibility of the specific heat can be derived. In the last years, however, an increasing number of groups have chosen to directly investigate the density of states or, equivalently, the microcanonical entropy $S = \ln \Omega$ (setting $k_B = 1$). The origin of this increasing interest in the microcanonical approach can be found in the observation that ensembles are not always equivalent [1, 2, 3, 4, 5, 6, 7, 8, 9]. The inequivalence of ensemble is for example encountered in situations where the

macroscopic limit (for example due to the presence of long-range interactions such as the gravitational force) does not exist. But also in finite systems with short-range interactions the canonical and the microcanonical ensembles may give different results although the ensembles have to become equivalent in the infinite volume limit. This is especially the case for finite systems which in the macroscopic limit undergo a phase transition. It is the purpose of this paper to discuss the finite-size signatures of phase transitions in the microcanonical ensemble [10,11,12,13,14,15,16].

The paper is organized in the following way. In Section 2 we recall that in the microcanonical approach all quantities of interest can exclusively be expressed as derivatives of the entropy [1]. In Section 3 we briefly discuss the case of discontinuous phase transitions which lead to a characteristic behaviour of the specific heat in finite microcanonical systems. Section 4 is the main part of this paper. It is devoted to the signatures of continuous phase transitions encountered in the microcanonical analysis of small systems. We also discuss different ways for extracting the values of critical exponents directly from the derivatives of the microcanonical entropy. Conclusions are given in Section 5.

2 Microcanonically defined quantities

We use in the following the language of magnetism and consider a magnetic system with N degrees of freedom isolated from any environment. The state of the system is then characterized by its energy E and its magnetization M .

In the microcanonical analysis one considers the microcanonical entropy density

$$s(e;m) = \frac{1}{N} S(eN; mN) = \frac{1}{N} \ln \Omega(eN; mN) \quad (1)$$

as function of the energy density $e = E/N$ and the magnetization density $m = M/N$. The entropy surface $s(e;m)$ still exhibits a weak size dependence which is not explicitly denoted here. Sometimes one is only interested in the energy dependence and therefore studies the reduced specific entropy

$$s_R(e) = \frac{1}{N} \ln \Omega_R(eN) \quad (2)$$

with

$$\Omega_R(E) = \sum_M \Omega(E; M) \quad (3)$$

Microcanonical quantities can be expressed by functions of derivatives of the specific microcanonical entropy. For example, the microcanonical temperature reads

$$T = \left(\frac{ds_R(e)}{de} \right)^{-1}; \quad (4)$$

which leads to the following expression for the specific heat:

$$c(e) = \frac{\left(\frac{ds_R(e)}{de} \right)^2}{\frac{d^2 s_R(e)}{de^2}}; \quad (5)$$

It is worth noting that the microcanonical temperature and specific heat can also be defined through the entropy density (1). These differently defined quantities get identical in the infinite volume limit. We refer the reader to [15] for a thorough discussion of this point.

Further quantities discussed in the following include the spontaneous magnetization and the susceptibility. The spontaneous magnetization $m_{sp,N}(e)$ is defined to be the value of m where the entropy (1) at a fixed value of e has its maximum with respect to m [10,12,15,17]:

$$m_{sp,N}(e) : () \quad s(e; m_{sp,N}(e)) = \max_m s(e; m); \quad (6)$$

To better understand this definition consider the density of states $\Omega(N; m, N) = \exp(N s(e; m))$ for a given energy e . The density of states exhibits a sharp maximum as the overwhelming majority of accessible states belongs to the value $m_{sp,N}$ of m where s has its maximum. This is the reason why we identify $m_{sp,N}$ with the spontaneous magnetization of the finite system. This definition of the microcanonical spontaneous magnetization ensures that we recover the canonically defined spontaneous magnetization in the macroscopic limit. Note also that one can define a magnetic field for the microcanonical ensemble which appears as the conjugate variable to m . At the spontaneous magnetization $m_{sp,N}$ the associated magnetic field becomes zero, see [10] for further details.

Of further interest is the susceptibility [10]

$$\chi(e; m) = \frac{\frac{\partial s}{\partial e} \frac{\partial^2 s}{\partial e^2}}{\frac{\partial^2 s}{\partial e^2} \frac{\partial^2 s}{\partial m^2} - \left(\frac{\partial^2 s}{\partial e \partial m} \right)^2} \quad (7)$$

where the denominator on the right hand side is in fact the local curvature of the entropy surface. As it stands, Eq. (7) is only valid in cases where the

order parameter is a scalar. For an order parameter with vector character (as encountered for example in classical spin models like the XY or the Heisenberg model) the susceptibility is given by a matrix [18,16]. The entries of the susceptibility matrix are then dependent on the local curvature with respect to the different order parameter components.

Closing this Section, we reemphasize that the microcanonically defined quantities all fulfill the important request that they become identical to the better known canonical quantities in the infinite system after the trivial transformation from the natural variables e and m of the microcanonical description to the natural variables temperature T and magnetic field h of the canonical approach.

3 Discontinuous phase transitions

The interest in the microcanonical analysis really started with the observation that discontinuous phase transitions display typical and very interesting finite-size signatures in the microcanonical treatment [3,4,1]. Indeed, a discontinuous phase transition reveals itself in finite systems by a convex intruder in the microcanonical entropy which originates from states of coexistence of different phases. In the canonical treatment these states are unstable and cannot be accessed by equilibrium methods. Interestingly, this convex intruder leads to a characteristic backbending of the caloric curve and thus to a negative specific heat. The appearance of a negative specific heat may look like an oddity of the microcanonical approach. However, there have been recent claims that negative specific heats had been measured (even so in a somewhat indirect way) in experiments on nuclear fragmentation [19] or on the solid-liquid transition of atomic clusters [20].

4 Continuous phase transitions

The main intention of this paper is to discuss the typical finite-size signatures of continuous phase transitions encountered in the microcanonical approach. We thereby focus on classical spin systems and shall discuss in the following the two- and three-dimensional Ising models on hypercubic lattices with periodic boundary conditions. The Ising model is defined by the Hamiltonian

$$H = \sum_{\langle i,j \rangle} J_{ij} S_i S_j \quad (8)$$

where the lattice site i is characterized by the classical variable $S_i = \pm 1$. The sum in Equation (8) is over nearest neighbour pairs. The two-dimensional three-state Potts [17,14,15] and the three-dimensional XY [16] models have also been studied recently in the present context, but we will not discuss these models here. All the mentioned models have in common that the corresponding infinite system displays a continuous phase transition separating a paramagnetic phase at high temperatures (energies) from a ferromagnetically ordered phase at low temperatures (energies).

4.1 Signatures in small systems

In the canonical ensemble the typical features of spontaneous symmetry breaking like the abrupt onset of the order parameter or a diverging susceptibility are only encountered in the infinite system. In any finite system one does not observe diverging quantities but only rounded maxima. This is, however, completely different in the microcanonical ensemble where the features of spontaneous symmetry breaking turn up already for finite systems [10,12,17,13,15,16,21].

It is instructive to first inspect directly the entropy surface $s(e; m)$. Figure 1 displays this entropy surface for a three-dimensional Ising model with 6^3 spins. The fully magnetized states at $e = \pm 3$ and $m = \pm 1$ form the two degenerate ground states, whereas the fully disordered macrostate at $e = m = 0$ has the highest degeneracy of all. This entropy surface has been computed by a very efficient numerical method based on the concept of transition variables [12]. More insights are gained by looking at cuts through the entropy surface along the magnetization at a fixed energy e , see Figure 2. One observes that the entropy exhibits only one maximum at $m = 0$ for energies e above an energy $e_{c,N}$, whereas for energies $e < e_{c,N}$ two maxima are seen at nonzero magnetizations, separated by a minimum at $m = 0$. At the energy $e_{c,N}$ the curvature in magnetization direction vanishes at $m = 0$.

Recalling that the spontaneous magnetization is identified with the magnetization where for a fixed energy the density of states is the largest, one can directly extract the value of the spontaneous magnetization at a given energy from cuts like those shown in Figure 2. The resulting behaviour of the spontaneous magnetization is discussed in Figure 3 for three-dimensional Ising models containing 6^3 and 8^3 spins. Two different regimes are observed: for $e \geq e_{c,N}$ the spontaneous magnetization is zero, whereas for $e < e_{c,N}$ it is given by $m = m_{sp,N}$, in accordance with the appearance of two maxima of the entropy surface at lower energies. At the well-defined size-dependent energy $e_{c,N}$ the order parameter sets in abruptly already in finite systems. The energy $e_{c,N}$ may therefore be called transition energy.

Another remarkable finite-size signature of continuous phase transitions is

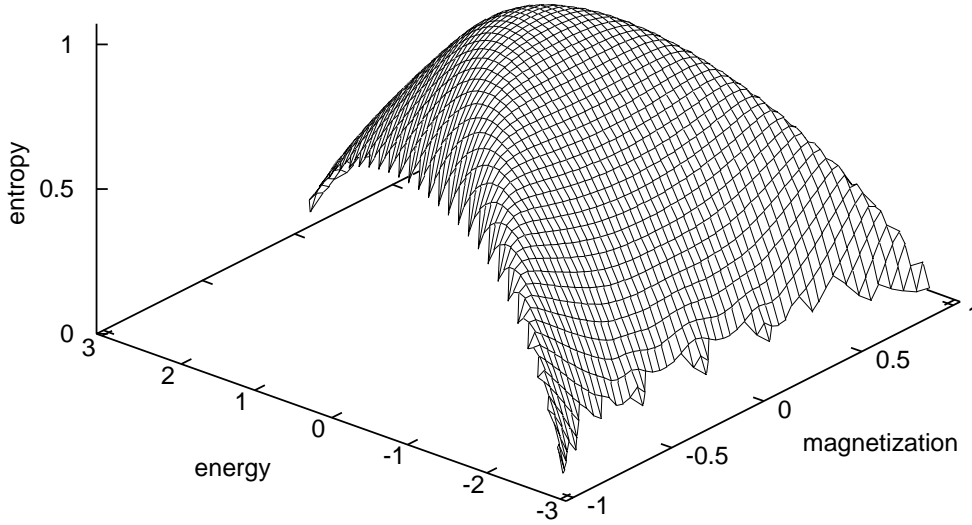


Figure 1. Entropy surface $s(e; m)$ of the three-dimensional Ising model with $N = 6^3$ spins as function of the energy e and of the magnetization m .

shown in Figure 4. A divergence of the magnetic susceptibility is observed for finite systems at the same energy $e_{c,N}$ at which the order parameter bifurcates. This divergence is in fact readily understood by recalling, see Equation (7), that the susceptibility is proportional to the inverse of the curvature of the entropy surface. It is the existence of a point of vanishing curvature that is responsible for the observed divergence of the susceptibility, see Figure 2.

The microcanonical specific heat, on the other hand, does not diverge in finite systems. It nevertheless also displays an intriguing finite-size behaviour, as revealed recently for models with a diverging specific heat in the infinite system [15]. Indeed, in the microcanonical ensemble the maximum of the specific heat of the corresponding finite systems varies non-monotonically when increasing the size of the system. Starting with small systems, it first decreases for increasing system sizes, before it increases for larger systems and finally diverges in the macroscopic limit. This behaviour is in strong contrast to the treatment in the canonical ensemble where a monotonic increase of the maximum of the specific heat with the size of the system is always observed [22,23].

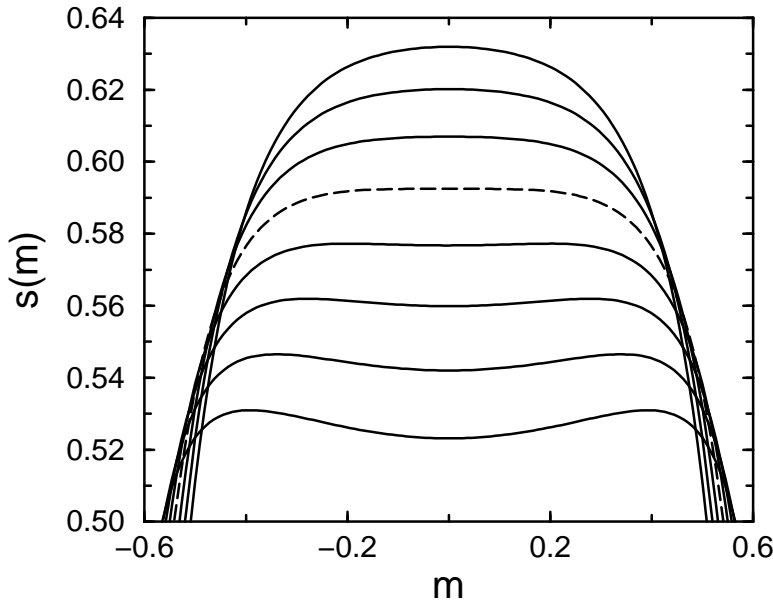


Figure 2. Cut through the entropy surface at various fixed values of e . For $e = e_{c,N}$ the entropy exhibits a maximum at $m = 0$. For $e < e_{c,N}$, two maxima at nonzero magnetizations are visible. At $e = e_{c,N}$ (dashed line) the extremum at $m = 0$ changes from a maximum at higher energies to a minimum at lower energies so that the curvature changes its sign.

In [15] a phenomenological theory has been proposed that accounts for the observed non-monotonic variation of the maximum of the microcanonical specific heat.

4.2 Determination of critical exponents directly from the density of states

At this stage one may wonder whether the typical features of spontaneous symmetry breaking observed in finite microcanonical systems are described by the true critical exponents of the infinite system. A rapid inspection of the numerical data reveals that this is not the case. Indeed, the onset of the order parameter or the divergence of the susceptibility in finite microcanonical systems are in all cases governed by the classical mean-field exponents [10, 12, 17]. This is readily understood by noting that the entropy surface can be expanded in a Taylor series in the vicinity of $e_{c,N}$ (for a discrete spin model a suitable continuous function that represents the data has to be chosen). As a consequence one ends up with a Landau-like theory [17] which for the microcanonical entropy of a finite system is in principle exact, thus yielding classical values for the critical exponents. In recent years we have developed

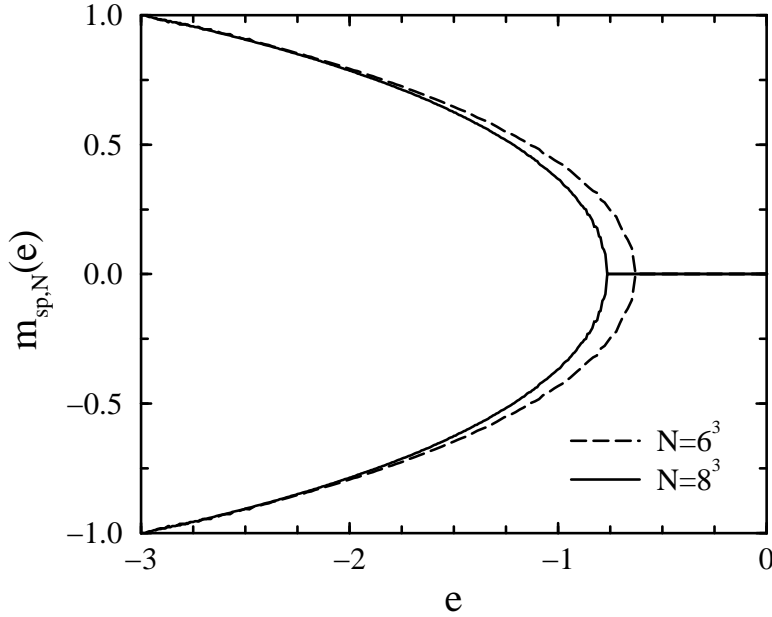


Figure 3. Spontaneous magnetization $m_{sp,N}$ as function of the energy e measured in three-dimensional Ising models with 6^3 and 8^3 spins. At the size-dependent energy $e_{c,N}$ a sharp onset of the order parameter is observed.

different approaches that enable us nevertheless to obtain the true critical exponents by exclusively analyzing the density of states of finite systems [12, 15].

Before discussing these approaches for the spontaneous magnetization in some detail we have first to pause briefly in order to recall that in the entropy formalism considered here critical exponents often differ from their thermodynamic counterparts. This is the case when the specific heat diverges algebraically at the critical point of the infinite system, implying that the critical exponent α , governing the power-law behaviour of the canonical specific heat in the vicinity of the critical point, is positive. It is then easily shown that the critical exponents x^* appearing in the microcanonical analysis are related to the thermodynamic critical exponents x by $x^* = x + (1 - \alpha)$ [10]. However, when the specific heat does not diverge but presents a cusp-like singularity as $\alpha < 0$, we have $x = x^*$ [18, 16]. In the case of a logarithmically diverging specific heat the thermodynamic and microcanonical exponents are also identical.

Let us now come back to the determination of the critical exponents. As already mentioned we obtain classical values for the critical exponents when expanding the finite-size quantities around the energy $e_{c,N}$. The spontaneous magnetization, for example, displays a root singularity for energies $e < e_{c,N}$

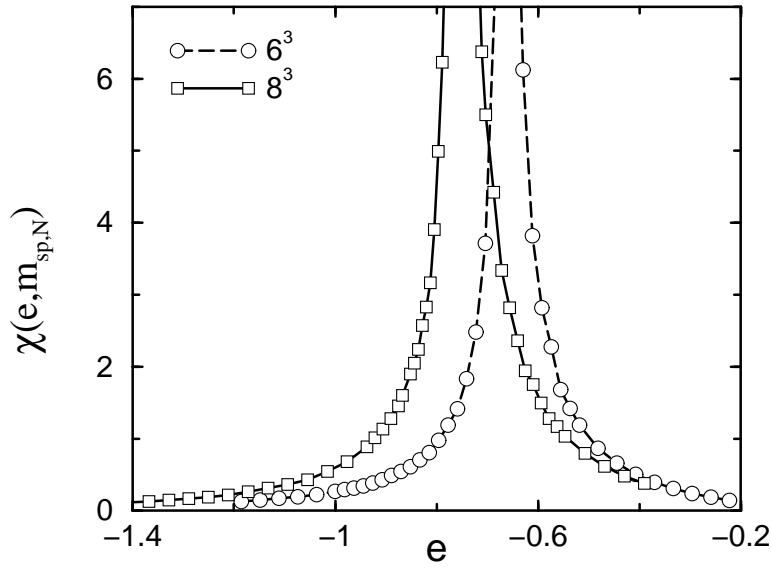


Figure 4. Magnetic susceptibility $\chi(e, m_{sp,N})$ as function of the energy e measured in three-dimensional Ising models with 6^3 and 8^3 spins. The microcanonically defined response function diverges at $e_{c,N}$ already in finite systems.

close to $e_{c,N}$:

$$m_{sp,N}(e) = A_N (e_{c,N} - e)^{1/2} \quad (9)$$

where the amplitude A_N depends on the system size. In the infinite system one expands around the true critical point e_c , leading to the asymptotic behaviour

$$m_{sp}(\eta) = A \eta^\nu \quad (10)$$

for small η with $\eta = \frac{e_c - e}{e_c - e_g}$, where e_g denotes the ground state energy per degree of freedom. The critical exponent ν is given by $\nu = \frac{1}{\beta - 1}$ with β being the usual thermal critical exponent characterizing the singularity of the spontaneous magnetization. Here we suppose that $\beta > 0$, as it is the case for the Ising model.

Away from the critical point the spontaneous magnetization of the infinite system is not anymore given by the simple expression (10), as correction terms get important. One way to deal with these correction terms is to analyse the energy dependent effective exponents

$$\nu_{eff}(\eta) = \frac{d \ln m_{sp}(\eta)}{d \ln \eta} \quad (11)$$

that yields the true critical exponent ν in the limit $L \rightarrow \infty$ [12].

In order to use Equation (11) we need data free of finite-size effects. On the other hand one observes in Figure 3 that there exists a energy interval for which the spontaneous magnetizations computed in systems of different sizes are identical. This suggests the following procedure for computing ν . Calculate the spontaneous magnetization for a series of increasing system sizes $N_j; j = 1; \dots; n$. In the energy range where N_j and N_{j+1} yield the same exponent ν_{eff} , select this exponent for the infinite system, until finite-size effects show up. Then plot the common exponent for system sizes N_{j+1} and N_{j+2} until these begin to disagree and so on. This procedure is rather cumbersome but ensures that data essentially free of finite-size effects are obtained.

The result of this approach [12] for the two- and the three-dimensional Ising models is shown in Figure 4. For the three-dimensional case we observe that ν_{eff} rapidly approaches a constant value that perfectly agrees with the expected asymptotic value $\nu = 0.367$. In two dimensions the agreement is not as perfect, even so a reasonable estimate of ν is obtained by linearly extrapolating the existing data. The situation is indeed more complicated in the two-dimensional Ising model, as one is dealing here with the rather pathological case of a logarithmically diverging specific heat with $\alpha = 0$. In fact, we expect for any model with $\alpha \leq 0$ a similar good agreement between the expected value of ν and the value obtained from linearly extrapolating ν_{eff} , as for the three-dimensional Ising model. This expectation has recently been confirmed for the three-dimensional XY model [16].

The determination of critical exponents via effective exponents has the major drawback that data free of finite-size effects have to be obtained, which means that systems of increasing sizes have to be simulated on approach to the critical point. For Figure 5 our largest systems contained 700×700 spins in two and $80 \times 80 \times 80$ spins in three dimensions. Simulating these systems is very time consuming even with the best algorithms available. The second approach for determining the values of critical exponents discussed in the following does not need large systems, but instead it explicitly takes advantage of the finite-size effects.

In the canonical ensemble finite-size scaling theory is a valuable and often used tool for extracting critical exponents from finite-size data. Its starting point is the observation that in the asymptotic limit $L \rightarrow \infty$ and $T \rightarrow T_c$ (T_c being the critical temperature) the behaviour of finite-size quantities is governed by scaling functions that are basically determined by the ratio $L/\xi(T)$ with $\xi(T)$ being the correlation length and $L = N^{1/d}$ the linear extension of the d -dimensional system [24]. In [13] we have developed a microcanonical finite-size scaling theory that takes advantage of the existence of a well-defined transition point $e_{c,N}$ in finite microcanonical systems.

The starting point is the scaling behaviour of the entropy of finite systems

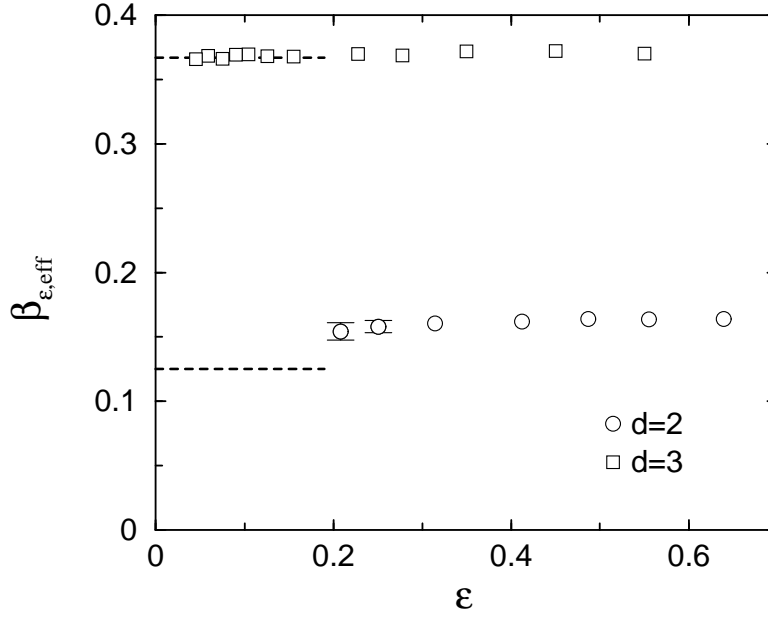


Figure 5. Effective exponent $\beta_{\epsilon, \text{eff}}$ versus reduced energy ϵ for the two- and the three-dimensional Ising models. The dashed lines indicate the expected values of β , see text. Error bars are only shown when they are larger than the sizes of the symbols.

considered as a function of the energy, the magnetization and the inverse system size. This then leads to the scaling form

$$L^{-\beta} m_{\text{sp}, N}(\epsilon_{c,N} - \epsilon) W(C(\epsilon_{c,N} - \epsilon)L^{1/\nu}) \quad (12)$$

of the spontaneous magnetization (6). Here W is a scaling function characterizing the given universality class and C is a nonuniversal constant which is different for the various model systems belonging to the same universality class. The exponent ν is given by $\nu = 1/\beta$ where β is the usual thermal critical exponent governing the divergence of the correlation length on approach to the critical point. As the spontaneous magnetization presents a square root singularity in any finite microcanonical system, the scaling function W varies for small scaling variables $x = C(\epsilon_{c,N} - \epsilon)L^{1/\nu}$ as $W(x) \propto \sqrt{x}$. In Figure 6 we test the scaling form (12) for the usual Ising model (8) with only nearest neighbour interactions (denoted by I) and for a generalized Ising model with equivalent nearest and next-nearest neighbour interactions (denoted by

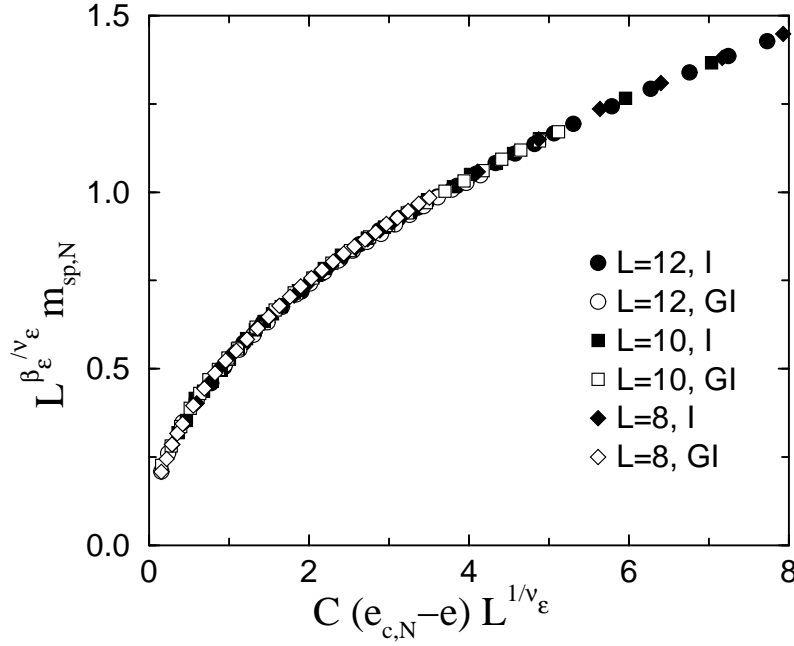


Figure 6. Microcanonical finite-size scaling plot for the Ising model with only nearest neighbour interactions (I) and for the Ising model with equivalent nearest and next-nearest neighbour interactions (GI). Critical exponents are determined by the best data collapse. By adjusting the nonuniversal constant C the data of both models fall on a unique curve, thus demonstrating the universality of the scaling function W given in Eq. (12). Error bars are smaller than the sizes of the symbols.

GI). The Hamiltonian of this latter model is given by

$$H_{GI} = \sum_{\langle ij \rangle} S_i S_j + \sum_{\langle\langle ik \rangle\rangle} S_i S_k \quad (13)$$

where the second sum is over bonds connecting next-nearest neighbours. The model (13) belongs to the same universality class as the standard Ising model (8) so that both models should yield the same values for universal quantities.

Figure 6 illustrates two different aspects of the scaling behaviour of the microcanonically defined spontaneous magnetization. On the one hand it shows that both for the Ising model and for the GI model a data collapse can be achieved by plotting $L^{\beta_\epsilon/\nu_\epsilon} m_{sp,N}$ as a function of $(e_{c,N} - e) L^{1/\nu_\epsilon}$. The values of the involved critical exponents are thereby obtained by the best data collapse. This yields the values $\beta_\epsilon/\nu_\epsilon = 0.54 \pm 0.03$ (0.51 ± 0.03) and $1/\nu_\epsilon = 1.43 \pm 0.01$ (1.43 ± 0.01) for the Ising (GI) model, in excellent agreement with the expected values $\beta_\epsilon/\nu_\epsilon = 0.52$ and $1/\nu_\epsilon = 1.43$. On the other hand Figure 6 also proves that the scaling function W appearing in Eq. (12) is the same for both models,

in accordance with its expected universality. Indeed, the data of both models fall on a common master curve when adjusting the nonuniversal constant C , so that $C_{GI} = 0.219C_I$. As shown in [13] scaling functions obtained from models belonging to different universality classes are indeed different.

The microcanonical finite-size scaling theory, which has also been applied successfully to the Potts [13] and to the XY [16] models, is very promising. One of the remarkable point is that no a priori knowledge of the infinite system is needed. Especially, one does not need to know the exact location of the critical point of the infinite system.

5 Conclusion

In this paper we have discussed the signatures of phase transitions in finite microcanonical systems. Discontinuous phase transitions are announced in the microcanonical ensemble by a backbending of the caloric curve and the appearance of negative specific heat. Continuous phase transitions also lead to intriguing finite-size signatures. Indeed, typical features of spontaneous symmetry breaking like the onset of the order parameter or the divergence of the susceptibility are already encountered in finite microcanonical systems. These singularities are governed by the classical mean-field exponents. We have discussed in this paper two different approaches that nevertheless enable us to extract the true critical exponents from the density of states of finite systems. One approach involves effective exponents, whereas the other is based on a microcanonical finite-size scaling theory. The latter approach explicitly takes advantage of the existence of a well-defined transition point in any finite microcanonical system.

Acknowledgements:

It is a pleasure to thank Alfred Huller for many years of fruitful and enjoyable collaboration.

References

- [1] D.H.E.Gross, Microcanonical Thermodynamics: Phase Transitions in 'Small' Systems (Lecture Notes in Physics 66) (World Scientific, Singapore 2001).
- [2] W.Thirring, Z.Phys. 235, 339 (1970).
- [3] M.Bixon and J.Jortner, J.Chem.Phys. 91, 1631 (1989).
- [4] A.Huller, Z.Phys.B 93, 401 (1994).
- [5] R.S.Ellis, K.Haven and B.Turkington, J.Stat.Phys. 101, 999 (2000).
- [6] T.Dauxois, P.Holdsworth and S.Ruo, Eur.Phys.J.B 16, 659 (2000).
- [7] J.Barre, D.Mukamel and S.Ruo, Phys.Rev.Lett. 87, 030601 (2001).
- [8] I.Ispolatov and E.G.D.Cohen, Physica A 295, 475 (2001).
- [9] F.Gulminelli and Ph.Chomaz, Phys.Rev.E 66, 046108 (2002).

- [10] M .K astner, M .P rom berger and A .H uller, J. Stat. Phys. 99, 1251 (2000).
- [11] D .H .E .G ross and E .V .V otyakov, Eur. Phys. J. B 15, 115 (2000).
- [12] A .H uller and M .P leim ling, Int. J. M od. Phys. C 13, 947 (2002).
- [13] M .P leim ling, H .B ehringer and A .H uller, Phys. Lett. A 328, 432 (2004).
- [14] J. H ove, Phys. Rev. E 70, 056707 (2004).
- [15] H .B ehringer, M .P leim ling and A .H uller, J. Phys. A :M ath. Gen. 38, 973 (2005).
- [16] A .R ichter, M .P leim ling and A .H uller, cond-m at/0503733.
- [17] H .B ehringer, J. Phys. A :M ath. Gen. 37, 1443 (2004).
- [18] H .B ehringer, On the structure of the entropy surface of m icrocanonical system s (M ensch und Buch Verlag, Berlin, 2004).
- [19] M .D 'A gostino, F .G ulm inelli, Ph. Chom az, M .B runo, F .C annata, R .B ougault, F .G ram egna, I. Iori, N .L e Neindre, G .V .M argagliotti, A .M oroni and G .V annini, Phys. Lett. B 473, 219 (2000).
- [20] M .S chm idt, R .K usche, T .H ippler, J. D onges, W .K ronm uller, B .v on Issendor , and H .H aberland, Phys. Rev. Lett. 86, 1191 (2001).
- [21] H .B ehringer, J. Phys. A :M ath. Gen. 36, 8739 (2003).
- [22] K .B inder, Physica 62, 508 (1972).
- [23] D .P .Landau, Phys. Rev. B 13, 2997 (1976).
- [24] M .N .B arber, in Phase Transitions and Critical Phenom ena, vol 8, edited by C .D omb and J. L. Lebow itz (A cadem ic P ress, London and New York, 1983).