

Lattice Dynamics and Electron-Phonon Interaction in (3,3) Carbon Nanotubes

K.-P. Bohnen¹, R. Heid¹, H.J. Liu², and C.T. Chan²¹Forschungszentrum Karlsruhe, Institut für Festkörperphysik, P.O.B. 3640, D-76021 Karlsruhe, Germany and²Department of Physics, University of Science and Technology, Clear Water Bay, Kowloon, Hong Kong, China
(Dated: April 14, 2004)

We present a detailed study of the lattice dynamics and electron-phonon coupling for a (3,3) carbon nanotube which belongs to the class of small diameter based nanotubes which have recently been claimed to be superconducting. We treat the electronic and phononic degrees of freedom completely by modern ab-initio methods without involving approximations beyond the local density approximation. Using density functional perturbation theory we find a mean-field Peierls transition temperature of 240 K which is an order of magnitude larger than the calculated superconducting transition temperature. Thus in (3,3) tubes the Peierls transition might compete with superconductivity. The Peierls instability is related to the special $2k_F$ nesting feature of the Fermi surface. Due to the special topology of the (n,n) tubes also a $q=0$ coupling between the two bands crossing the Fermi energy at k_F is possible which leads to a phonon softening at the Γ point.

PACS numbers: 63.22.+m, 63.20.Kr, 63.20.Dj, 71.15.Mb

During the past 10 years carbon nanotubes have gained a lot of attention [1]. This is due to their potential for applications (e.g. for molecular electronics) as well as due to the fact that they allow to study electronic systems in one dimension. Thus they offer the opportunity to investigate effects like Peierls transition, superconductivity, electron-phonon interaction and the interplay between them in a low-dimensional system. Despite the great interest in these materials progress has been hindered until recently due to the difficulty to produce carbon nanotubes with well defined radii as well as due to the difficulty to determine in detail the structure of nanotubes present in a given sample. Recently, however, very promising progress in identifying the structure of nanotubes has been made by combining Raman and photoluminescence measurements [2]. Size selection has been also achieved in certain cases. For example, growing nanotubes in zeolite crystals has made it possible to produce tubes with a very narrow radii distribution [3] thus allowing for a detailed comparison with modern density functional theory (DFT) based calculations [4, 5, 6]. Recently superconductivity has been reported for nanotubes with radii of 4 Å [7]. This immediately rises the question as to the origin of superconductivity, the importance of Peierls distortions and of electron-electron correlations. Dealing with electron-lattice and strong electron-electron interaction in a materials specific way from ab-initio methods has not been possible so far even for much simpler systems than nanotubes. Thus in the past either the electron-electron aspect has been emphasized [8], however, restricted to model studies or the electron-lattice interaction has been treated in greater detail dealing with correlations only on the level of local density approximation (LDA) based functionals [9, 10].

In the latter case, however, modern DFT based methods allow for the parameter free microscopic calculation of phonon modes. So far, for nanotubes this scheme has been used nearly exclusively for the determination of Raman active modes. The results are generally in

good agreement with available Raman data thus emphasizing the reliability of this approach. Calculation of the full phonon dispersion for a given nanotube is a much more elaborate task. Based on supercell calculations the phonon dispersion for a small number of tubes could be determined recently [6, 10]. This approach, however, has a certain disadvantage if one is interested in phonon anomalies and electron-phonon coupling. Anomalies show up in most cases at phonon wave vectors which are not commensurate with the underlying lattice, thus even for approximate treatments huge supercells would be needed to study for example a Peierls transition by this method. Only in very favorable cases, these anomalies appear at high-symmetry points and can be dealt with accurately by the supercell approach (as, e.g., for graphite [10, 11]). Also the calculation of superconducting properties in the framework of the Eliashberg theory requires a detailed knowledge of the phonon dispersion over the whole Brillouin zone (BZ). Especially systems which show phonon anomalies require usually a very dense mesh of phonon wave vectors which can not be obtained with supercell methods. The calculations get even more demanding if the phonon anomalies are related to special nesting features of the Fermi surface. Since in one-dimensional systems the Fermi surface consists only of isolated points the most extreme case for nesting properties is reached here. This requires also a very dense k-point mesh for calculating the electronic bandstructure and wave functions. Already for simple systems like graphene and graphite this effect can be seen easily. It is reflected in the high sensitivity of certain phonon modes at the K point to sampling effects of the Fermi surface as reported recently [10, 11].

An alternative method is offered by using density functional perturbation theory (DFPT) which allows for the calculation of phonon modes at arbitrary wave vectors without relying on large supercells [12]. Using this approach we have studied in detail the complete lattice dynamics and electron-phonon interaction for a (3,3) nan-

otube. This belongs to the class of small radii tubes which have been reported to be superconducting. Our study will try to answer the question whether or not electron-phonon coupling can explain superconductivity in this tube. A special complication arises from the Peierls instability which has to show up in all one-dimensional metallic systems. However, this has not received much attention in the past since general belief was that the mean-field Peierls transition temperature for nanotubes is always very low so that it is of no practical consequence. These arguments are based on information from graphite using the folding concept [1]. However, this approach breaks down for tubes with small diameter which is seen e.g. in the prediction of the wrong ground state for small-radius nanotubes [4, 13]. Recently an approximate treatment of the lattice dynamics for (5,0), (6,0) and (5,5) tubes has been presented which showed for (5,0) tube indeed that the estimated transition temperature is of the order of 160 K and thus not negligible [14]. However this approach was based on a non-selfconsistent tight-binding scheme and did use only an approximate treatment of the polarization eigenvectors thus results might be questioned.

In contrast, our DFT-based method allows for a consistent calculation of electronic states, phonon modes and electron-phonon coupling without introducing approximations beyond the LDA level. In this paper we present fully ab-initio results for phonon dispersion and eigenvectors as well as for the electron-phonon coupling for the (3,3) nanotubes using a well tested norm-conserving pseudopotential of Hamann-Schlüter-Chiang type [15]. We use DFPT in the mixed-basis pseudopotential formalism [16] which has been successfully applied to study electron-phonon mediated superconductivity [17, 18]. As basis functions localized 2s and 2p functions are used together with plane waves up to an energy cutoff of 20 Ry. For integration over the BZ a Gaussian broadening scheme is employed. As test of the reliability of our phonon approach we have calculated the phonon dispersion for graphene. Comparison with results published recently show excellent agreement among the different calculations except for the highest mode at the K point which is very sensitive to k-point mesh and broadening as already mentioned [10, 11]. With a very dense k-point mesh of 5184 points in the BZ we found still a fluctuation of 1.5 meV for the highest mode when going from a broadening of 0.05 to 0.2 eV. The authors of Ref. [10] tried to avoid the complications due to very dense k-point sampling by increasing the broadening, however, for studying instabilities due to Fermi surface nesting that is not a practical way since any instability will be broadened substantially. Thus one of the complications for the calculations for the nanotube is the requirement of a very dense k-point mesh and a small broadening.

Our calculations for the (3,3) nanotubes were done in a supercell geometry so that all tubes are aligned on a hexagonal array with a closest distance between adjacent tubes of 10 Å. The tube-tube interactions are very small

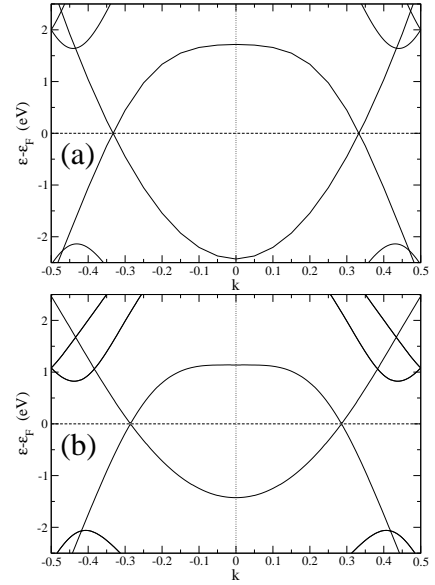


FIG. 1: Calculated bandstructure of the (3,3) nanotube. Compared are results obtained (a) from the calculated graphene bandstructure using the folding method, and (b) for the true nanotube geometry.

[4]. We used 129 k points in the irreducible part of the BZ and a broadening of 0.2 eV. The structure was fully relaxed and the optimal geometry agreed very well with those given in Refs. [4, 5]. The phonon calculation was carried out with the DFPT method. For calculation of the electron-phonon matrix elements we even used up to 1025 k points. In Fig. 1 we have plotted the bandstructure close to the Fermi energy and for comparison also the bandstructure as obtained by using the folding method. Our results agree well with those obtained previously [4, 5]. At $k = k_F = 0.284$ (in units of $2\pi/a$ where a is the lattice constant of the graphene honeycomb lattice) we see that two bands are crossing E_F . This special feature which holds for all (n,n) tubes is important for phonon anomalies seen at the Γ point as will be emphasized later. The dispersion differs most notably from those obtained by using the folding technique by a shift of the k_F value and a change in slope of the two bands crossing at E_F . This has of course drastic consequences for the phonon modes.

Phonon results are shown in Fig. 2. Again we have plotted folding results together with the ab-initio dispersion curves. These ab-initio results were obtained by Fourier interpolation on a 16-point grid. The electronic wave functions were obtained from a calculation with a broadening width of 0.2 eV. In general, the ab-initio phonon frequencies are softer than the folding results. Furthermore, near $q = 2k_F$ one sees phonon anomalies in certain phonon branches as well as a certain softening at the Γ point which is not present in the dispersion obtained by folding. The Γ -point softening has been seen and studied already in Ref. [9, 10] for the G band, however, this effect is also present in another mode at

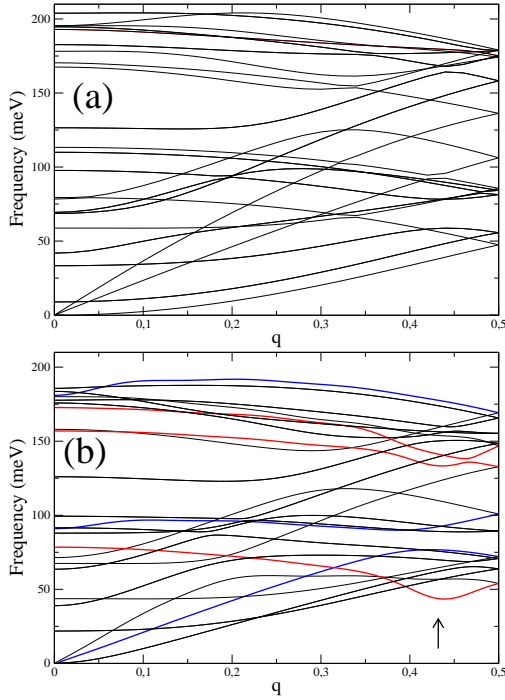


FIG. 2: Calculated phonon dispersion curves of the (3,3) nanotube as obtained (a) by the folding method from the graphene phonon dispersions, and (b) for the true nanotube geometry. The latter corresponds to a high effective temperature of 1096 K. The arrow indicates $2k_F$ (folded back to the first Brillouin zone).

90 meV with the same symmetry. It is related to the fact that these Γ -point phonons couple the two electronic bands crossing right at k_F (Fig. 1), leading to a nesting vector $q=0$. Therefore, this softening also indicates an underlying Peierls instability, however, the corresponding Peierls distortion does not change the lattice periodicity. Note that in our DFPT approach, the calculations of phonons include all screening effects due to lattice distortions in contrast to other treatments like e.g. tight-binding methods (see Ref. [14]).

To study the anomalies near $q=0$ and $q=2k_F$ in more detail we have increased the number of k points and reduced the broadening from 0.2 to 0.025 eV. This can be interpreted as a variation of the electronic temperature from 1096 to 137 K. With finer sampling and reduced temperature one of the modes with the anomalous behavior at $q=2k_F$ gets unstable. Results for $T_{el}=137$ K are shown in Fig. 3. Here only those modes which are sensitive to the temperature variation are shown. The modes which show anomalous behavior at the Γ point stay stable for all temperatures studied but should eventually go soft at low enough temperatures. Using the definition of the Peierls transition temperature (T_P) with $\omega_{2k_F}(T_P)=0$ leads to a lower limit of 137 K for T_P which is of similar magnitude as the value given for a (5,0) tube in Ref. [14]. It is important to note that, contrary to early estimates of T_P for nanotubes of the order of 1 K [19],

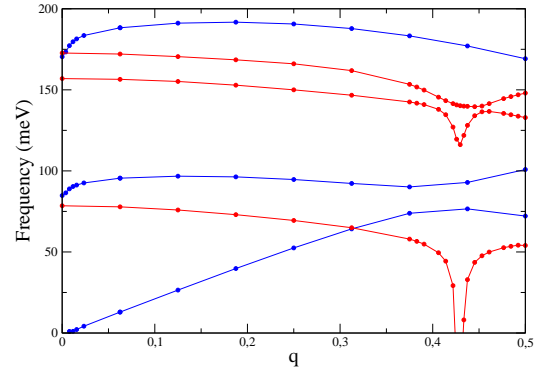


FIG. 3: Phonon dispersion curves for the two symmetry classes which are affected by electron-phonon coupling. Shown are results obtained on a fine q grid and for a small effective temperature of 137 K.

this temperature is of sizeable magnitude and thus the Peierls instability might compete with the superconducting transition.

To investigate the possibility of phonon-induced superconductivity, we have calculated the microscopic electron-phonon coupling parameters, which are central to the Eliashberg theory of strong-coupling superconductivity. The coupling constant for a phonon mode q is given by

$$g_q = \frac{2}{\sqrt{N(F)}} \frac{1}{\omega_q} \sum_{k_0} \langle \psi_{k+q,0}^q | \hat{V}_{eff}^q | \psi_{k,0} \rangle \quad (1)$$

where $N(F)$ is the density of states at the Fermi energy and all energies are measured with respect to ϵ_F . The electron-phonon coupling matrix element is given by

$$g_{k+q,0;k}^q = \langle \psi_{k+q,0}^q | V_{eff}^q | \psi_{k,0} \rangle$$

with V_{eff}^q being the change of the effective crystal potential due to a phonon q and $|\psi_{k,0}\rangle$ being the electronic wave functions. Since this quantity is very sensitive to k -point sampling we have used a grid of 1025 points. Due to the self-consistent determination of V , the matrix elements include all screening effects in contrast to tight-binding approaches. Because the Fermi surface consists only of the points $k=k_F$, contributions to the total electron-phonon coupling constant $\lambda = 2N_q \sum_q g_q^2 / \omega_q$ are restricted to $q=0$ and $q=2k_F$. Roughly 20% comes from $q=0$ while 80% is contributed from $2k_F$. An estimate for T_c can be obtained by using the Allen-Dynes formula [20]. Neglecting the effect of the electron-electron interaction on the pairing, it gives an upper limit of $T_c = 0.833 \ln \exp[1.04(1 + \lambda)g]$, where the effective phonon frequency is defined as

$$\omega_{ln} = \exp \left[\frac{1}{N_q} \sum_q \omega_q \ln(\omega_q) g \right]$$

Using our results for $T_{el}=1096$ K gives $\omega_{ln} = 60.4$ meV and as an upper limit $T_c = 3$ K. One has,

however, to consider the possibility that the presence of the Peierls instability significantly alters this estimate. This is because in the expression (1) for the coupling constant α_q the renormalized phonon frequencies enter. The softening of the critical mode thus produces a strong temperature dependence of α_q , which formally diverges at T_P . At the same time β_{in} goes to zero. Simulation of this mode softening effect using the Allen-Dynes formula shows that T_C can be enhanced due to the soft mode, but the obtained maximum value of 30 K is still significantly smaller than T_P . Taking into account a finite electron-electron interaction further reduces this value.

To get a more precise estimate of the Peierls transition temperature we have made connection with simple model studies which have been carried out in the past considering a Fröhlich Hamiltonian in random-phase approximation [21]. Extending this approach to the present 2-band case gives for the critical mode at $q=2k_F$ a temperature dependence of the frequency as

$$\omega_{q=2k_F}(T)g^2 = A \ln(T/T_P);$$

where

$$A = 2\omega_{\text{bare}} \sum_{\mathbf{g}} (g_{\mathbf{g}})^2 N(\mathbf{g}_F);$$

Here, $N(\mathbf{g}_F)$ is the partial density of states per spin of band \mathbf{g} , ω_{bare} is the unrenormalized phonon frequency, and g is the electron-phonon matrix element for scattering processes from k_F to $-k_F$ within the \mathbf{g} -th band induced by the critical phonon at $q=2k_F$. Due to symmetry, only intra-band scattering processes contribute. Estimates of the parameters from our ab-initio calculations for different effective temperatures lead to $T_P = 240$ K and $A = (39 \text{ meV})^2$. Note that the expression for A does

not depend on the phonon frequency but only on the phonon eigenvector due to the fact that $(g_{\mathbf{g}})^2 = \omega_{\text{bare}}$. Our finding that T_P is an order of magnitude larger than T_C suggests that for the (3,3) nanotube the Peierls instability dominates over the superconducting one.

In summary we have presented here a fully ab-initio calculation of the lattice dynamics and the electron-phonon coupling for the (3,3) carbon nanotube. Without relying on simplifying approximations the Peierls transition could be seen and a Peierls mean field transition temperature $T_P = 240$ K was predicted. Calculating the electron-phonon coupling using the same scheme resulted in a superconducting transition temperature which was one order of magnitude smaller than T_P . This makes it not very likely that superconductivity based on the electron-phonon mechanism is present in (3,3) nanotubes. This does, however, not exclude the possibility that phonon-mediated superconductivity exists in the case of the (5,0) nanotube, which is another member of the class of a 4 Å tubes for which superconductivity has been observed experimentally [7]. Effects which have been discussed here are not accessible with the folding method since they depend sensitively on the curvature of the nanotubes, the detailed bandstructure and nesting features. Since in our approach arbitrary q points are treated on the same footing we could easily see that the $q=0$ anomaly is only a special case of strong electron-phonon coupling. In contrast to former studies we could show that this effect is not restricted to the G band but should be seen in another mode, too, belonging to the same symmetry class.

CTC and LHJ are supported by RGC Hong Kong through HKUST 6152/01P.

-
- [1] R. Saito, G. Dresselhaus, and M. S. Dresselhaus, *Physical Properties of Carbon Nanotubes*, Imperial College Press, London 1998.
 - [2] S. M. Bachilo, M. S. Strano, C. Kittrell, R. H. Hauge, R. E. Smalley, and R. B. Weisman, *Science* 298, 2361 (2002).
 - [3] N. Wang, Z. K. Tang, G. D. Li, and J. S. Chen, *Nature* 408, 50 (2000).
 - [4] H. J. Liu and C. T. Chan, *Phys. Rev. B* 66, 115416 (2002).
 - [5] M. Machon, S. Reich, C. Thomsen, D. Sanchez-Portal, and P. Ordejón, *Phys. Rev. B* 66, 155410 (2002).
 - [6] Lin-Hui Ye, Bang-Gui Liu, Ding-Sheng Wang and Rushan Han, *Phys. Rev. B* 69, 235409 (2004).
 - [7] Z. K. Tang, K. Zhang, N. Wang, X. X. Zhang, G. H. Wen, G. D. Li, J. N. Wang, C. T. Chan, and Ping Sheng, *Science* 292, 2462 (2001).
 - [8] R. Egger and A. O. Gogolin, *Eur. Phys. J. B* 3, 281 (1998).
 - [9] O. Dubay, G. Kresse, and H. Kuzmany, *Phys. Rev. Lett.* 88, 235506 (2002).
 - [10] O. Dubay and G. Kresse, *Phys. Rev. B* 67, 035401 (2003).
 - [11] J. Maultzsch, S. Reich, C. Thomsen, H. Requardt, and P. Ordejón, *Phys. Rev. Lett.* 92, 075501 (2004).
 - [12] S. Baroni, P. Giannozzi, A. Testa, *Phys. Rev. Lett.* 58, 1861 (1987).
 - [13] X. Blase, L. X. Benedict, E. L. Shirley, and S. G. Louie, *Phys. Rev. Lett.* 72, 1878 (1994).
 - [14] R. Barnett, E. Demler, and E. Kaxiras, *cond-mat/0305006* and *cond-mat/0407644*.
 - [15] N. A. W. Holzwarth, S. G. Louie, and S. Rabii, *Phys. Rev. B* 26, 5382 (1982); 28, 1013 (1983); J. R. Chelikowsky and S. G. Louie, *ibid.* 29, 3470 (1984).
 - [16] R. Heid, K. P. Bohnen, *Phys. Rev. B* 60, R 3709 (1999).
 - [17] K. P. Bohnen, R. Heid, and M. Krauss, *Europhys. Lett.* 64, 104 (2003).
 - [18] K. P. Bohnen, R. Heid, and B. Renker, *Phys. Rev. Lett.* 86, 5771 (2001).
 - [19] J. W. Mintmire, B. I. Dunlap, and C. T. White, *Phys. Rev. Lett.* 68, 631 (1992).
 - [20] P. B. Allen, R. C. Dynes, *Phys. Rev. B* 12, 905 (1975).
 - [21] P. Bruschi, *Phonons: Theory and Experiments III*, Springer Series in Solid State Sciences, Vol. 66, p. 108, Springer Berlin 1987.