

Path integral derivation of Bloch-Redfield equations for a qubit weakly coupled to a heat bath: Application to nonadiabatic transitions

Nicholas W. Watkins

On Leave at Center for Space Research, Massachusetts Institute of Technology, Cambridge, Mass., USA

David Waxman

School of Life Sciences, University of Sussex, Brighton, Sussex, UK

(dated: January 10, 2002)

Quantum information processing has greatly increased interest in the phenomenon of environmentally-induced decoherence. The spin-boson model is widely used to study the interaction between a spin modelling a quantum particle moving in a double well potential and its environment modelled by a heat bath of harmonic oscillators. This paper extends a previous analysis of the static spin-boson study to the driven spin-boson case, with the derivation of an exact integro-differential equation for the time evolution of the propagator of the reduced spin density matrix. This is the first main result. By specializing to weak damping we then obtain the next result, a set of Bloch-Redfield equations for the equilibrium fixed spin initial condition. Finally we show that these equations can be used to solve the classic dissipative Landau-Zener problem and illustrate these solutions for the weak damping case. The effect of dissipation is seen to be minimised as the speed of passage is increased, implying that qubits need to be switched as fast as possible.

I. INTRODUCTION

A new era of quantum information processing experiments is beginning (e.g. [1, 2, 3]) with the consequence that battling decoherence (the destruction by environmental degrees of freedom of the phase coherence between superposed quantum states) has become a crucial task for designing the fault-tolerant quantum computer [4]. The engineering significance now attaching to decoherence gives new urgency to an already fundamental theoretical question (e.g. [5, 6, 7]): what is the effect of an environmental heat bath on a quantum two-level system (qubit)?

As well as its importance for the experimental realization of a qubit [8, 9, 10], the current interest in this problem is due to at least two other factors. One is its general importance as a testbed for competing conceptions of dissipative quantum mechanics [11, 12]. A second is the bridge it offers between quantum and classical stochastic systems, for example as a quantum rather than classical two level stochastic resonance system (e.g. [6, 13]).

A particularly well-studied framework for the problem is the spin-boson Hamiltonian (e.g. [5, 6]) in which the two level system is modelled by a spin, the environmental heat bath by quantum harmonic oscillators, and the spin is coupled to each bath oscillator independently. This Hamiltonian is easily adaptable to the driven spin-boson case where the two level system is subjected to an external force. In the strong coupling and high tempera-

ture bath limits much progress has been made, especially for the case of harmonic driving which defines the quantum stochastic resonance problem [6, 13]. Hartmann et al. [14] have, however, recently emphasized that weak coupling and low temperatures remain much less well explored, and that although formal solutions for the resulting spin dynamics do now exist, they still in practise have to be used perturbatively.

Hartmann et al. [14] sought to make progress by pointing out similarities of the driven spin-boson problem to counterparts in quantum optics and solid state physics where Bloch-Redfield equations are used. They exhibited a set of Bloch-Redfield equations (their Eqn. 4) obtained by projection operator methods.

In this Paper we show that an earlier path integral-based derivation of a similar set of equations [15] for the time independent spin-boson Hamiltonian can be extended to the driven case (see also [16]). This allows us to derive (section II) an exact integro-differential evolution equation for the propagator of the reduced density matrix, and is the first of three principal results of the Paper. We then (section III) make the weak coupling assumption to give an independent derivation of a set of Bloch-Redfield equations for the driven spin-boson case; the second main result of the Paper. We note in passing that this refutes the assertion by Zhang [17] that the methodology used in [15] was unsuitable for time dependent problems.

We choose an initial condition in which the environment equilibrates about a fixed spin, which is subsequently released at time t_0 . We find, in consequence, a difference from the Bloch-Redfield equations of [14], but only in the terms arising from dissipation. This difference disappears if we follow previous authors in assuming spin and bath to be completely uncoupled at t_0 . In either case

Permanent address: Physical Sciences Division, British Antarctic Survey (NERC), High Cross, Madingley Road, Cambridge, UK;
Electronic address: NW.W@bas.ac.uk

our terms due to fluctuation are identical with those seen by [14].

The main application we study for our Bloch-Redfield equations is the dissipative version of the classic Landau-Zener-Stueckelberg (LZS) nonadiabatic level crossing problem (e.g. [6, 18, 19, 20]). This describes the situation where the energy levels of a quantum two-level system are brought together over time by an external force, enabling transitions to take place. Examples of this ubiquitous problem are found in atomic collisions, chemical reaction kinetics, biophysics, solar neutrino oscillations and NMR (see Ao and Rammer [18] for references and additional examples). In the present case we will take the LZS Hamiltonian with a fixed tunnelling term and linearly time-varying bias, and study the effects of an environment consisting of harmonic oscillators. The initial study of the dissipative LZS problem by Ao and Rammer [18] has since been supplemented by other analytic and computational methods (e.g. [8, 20, 21]). In one case [21] these benefit from the recent feasibility of computationally following 120000 basis states; but they have all given results for the influence of the bath, for intermediate speeds of passage, which disagree with those of [18]. Here (III) we specialize the Bloch-Redfield equations we have derived to the LZS problem in the ohmic weak damping case, which greatly simplifies the dissipation term (as also found by [17]). These equations for the dissipative LZS problem may aid study of topical issues such as the merits of different models of the noise power spectral density $J(\omega)$ of the heat bath [8] or of alternative functional forms for the time dependent bias in the LZS problem (c.f. Chapter 6 of [22]).

By scaling the Bloch-Redfield equations to the characteristic tunnelling time, we show that dissipation is significant even at zero temperature, for finite speeds of passage, agreeing with newer authors, but that its impact is inversely proportional to the passage speed. This implies the intuitively reasonable conclusion that qubits need to be switched as fast as possible to minimize dissipation effects. We illustrate our findings numerically, in the zero temperature case where the fluctuating force terms greatly simplify in addition to the more general ohmic simplification of the dissipation term. Damping is clearly seen, reminiscent of that seen for the high temperature case in [19]

II. EXACT INTEGRO-DIFFERENTIAL EVOLUTION EQUATION FOR SPIN PROPAGATOR OF DRIVEN SPIN-BOSON HAMILTONIAN WITH EQUILIBRIUM FIXED SPIN INITIAL CONDITION

First, in subsection IIA we describe the driven spin-boson system, defining the Hamiltonian and our notation (based on [5, 15, 26]). In subsection IIB we write down the reduced spin density matrix as a path integral, to which (subsection IIC) we apply the equilibrium

fixed spin initial condition. We can then (subsection IID and IIE) integrate out the bath variables to find the effect of the bath on the spin by means of the Feynman-Vernon influence functional for this initial condition. This enables us to generalize the results of Waxman [15] to the driven spin boson case, arriving at our first main result (47), a general time evolution integro-differential equation for the propagator K of the reduced density matrix ρ .

In this section we make only two main assumptions in addition to those of the spin-boson model itself: i) the widely-employed (e.g. [18]) choice of a factorizing initial density matrix and ii) use of an "equilibrium fixed spin" initial condition where the spin is assumed to be "fixed up" and in equilibrium with the bath at t_0 . To aid subsequent comparison with Hartmann et al. [14] we also give the equivalent influence function for the case when spin and bath are uncoupled at t_0 .

A. The Driven Spin Boson problem

The driven spin-boson Hamiltonian H is:

$$H = H_S + H_I + H_B \quad (1)$$

where

$$H_S = \frac{\hbar}{2} \sigma_x + \frac{\hbar \omega(t)}{2} \sigma_z \quad (2)$$

$$H_I = \sum_j \frac{g_j}{2} \sigma_z c_j x_j \quad (3)$$

$$H_B = \sum_j \left(\frac{p_j^2}{2m} + \frac{m}{2} x_j^2 \right) \quad (4)$$

where σ_i with $i = x, y, z$ are Pauli spin operators; $\omega(t)$ and g_j are angular frequencies corresponding to off-diagonal (tunnelling) and on-diagonal (bias) spin matrix elements respectively; and the heat bath is represented by a set of harmonic oscillators of mass m , angular frequency ω_j , momentum p_j and position coordinate x_j . The oscillators are coupled independently to the spin co-ordinate with strength measured by the set g_j while g_j measures the distance between the left and right potential wells.

In contrast to most previous work (e.g. [15]) we will use an initial condition where at times $t \rightarrow -1$ to t_0 the spin has been held fixed and the heat bath has equilibrated around it; a choice which requires explanation. For reasons of mathematical simplicity we want a factorizing initial full density matrix. Given this, we have selected what we believe to be the boundary condition that avoids unnatural transients associated with the time evolution of the complete system after t_0 . Any other choice for the bath's initial density matrix would be expected to lead

to transients because at time t_0 both the bath and the spin would have dynamics driven by the interaction between them. Such an initial condition can be viewed as the result of having $\beta(t)$ very large and negative for times $t < t_0$.

We thus take

$$H(t=t_0) = \sum_{\mathbf{x}} \left[\frac{p^2}{2m} + \frac{m\omega^2}{2} \mathbf{x}^2 + \frac{q_0 c}{2m\omega^2} \right] \quad (5)$$

which incorporates the initial condition for the combined interaction and bath Hamiltonian at time t_0 . This results from (1) with the eigenvalue of \hat{z} set at +1. The extra term relative to (1), namely

$$\sum_{\mathbf{x}} \left[\frac{q_0 c}{2m\omega^2} + \frac{m\omega^2}{2} \mathbf{x}^2 \right]$$

cancels with its equivalent in the partition function (the denominator of (15)).

B. The density matrix as a path integral

We follow the method of [15] but the driven spin-boson Hamiltonian (1) replaces the static spin-boson Hamiltonian given as his equation (1). We start by expressing the density matrix of the combined system as a double path integral. The density operator obeys $\partial_t \rho = -[H, \rho]$, so its time evolution is given by $\rho(t) = U(t; t_0) \rho(t_0) U^\dagger(t; t_0)$ with U a unitary time evolution operator.

Hence with $|\mathbf{x}\rangle$ an eigenstate of the oscillators' coordinate operators \mathbf{x} and the spin operator \hat{z} we have

$$\begin{aligned} \langle \mathbf{x}_{1-1} | \rho(t) | \mathbf{x}_{2-2} \rangle &= \sum_{\mathbf{x}} \sum_{\mathbf{z}} \langle \mathbf{x}_{1-1} | \mathbf{z} \rangle \langle \mathbf{z} | \mathbf{x}_{2-2} \rangle \\ &= \int d\mathbf{x}_3 \int d\mathbf{x}_4 \langle \mathbf{x}_{1-1} | U(t; t_0) | \mathbf{x}_{3-3} \rangle \\ &\quad \langle \mathbf{x}_{3-3} | \rho(t_0) | \mathbf{x}_{4-4} \rangle \langle \mathbf{x}_{4-4} | U^\dagger(t; t_0) | \mathbf{x}_{2-2} \rangle \end{aligned} \quad (6)$$

where we have inserted two complete sets of states and boldface type distinguishes a state of all N oscillators $(\mathbf{x} \rightarrow \mathbf{x}_g)$. We now assume that the initial density matrix factors into an oscillator dependent part and a spin dependent part. We are only interested in the behaviour of the spin so work with the reduced density matrix, obtained by integrating over the bath variables. We then define the reduced density matrix $\tilde{\rho}$ by tracing over the bath variables, and normalizing to the free oscillator partition function. We have

$$\tilde{\rho}(\mathbf{x}_{1-2}, t) = \sum_{\mathbf{x}} \sum_{\mathbf{z}} K(\mathbf{x}_{1-2}, \mathbf{z}_{3-4}, t_0) \tilde{\rho}(\mathbf{z}_{3-4}, t_0) \quad (7)$$

Our initial problem is to determine the propagator K :

$$K(\mathbf{x}_{1-2}, \mathbf{z}_{3-4}, t_0) = \int d\mathbf{x}^0 \int d\mathbf{x}_3 \int d\mathbf{x}_4 \langle \mathbf{x}_{1-1} | U(t; t_0) | \mathbf{x}_{3-3} \rangle \langle \mathbf{x}_{3-3} | \rho(t_0) | \mathbf{x}_{4-4} \rangle \langle \mathbf{x}_{4-4} | U^\dagger(t; t_0) | \mathbf{x}_{2-2} \rangle \quad (8)$$

the effective time evolution operator for the reduced density matrix.

We now write the matrix element of the time evolution operator $U(t; t_0)$ (the forward propagator) as a path integral

$$\langle \mathbf{x}_{1-1} | U(t; t_0) | \mathbf{x}_{3-3} \rangle = \int_{\mathbf{x}_{3t_0}}^{\mathbf{x}_{1t}} d[\mathbf{x}] \int_{\mathbf{z}_{3t_0}}^{\mathbf{z}_{1t}} d[\mathbf{z}] \exp \left[\frac{i}{\hbar} S[\mathbf{x}; \mathbf{z}] \right] \quad (9)$$

with

$$S[\mathbf{x}; \mathbf{z}] = S_S[\mathbf{x}] + S_I[\mathbf{x}; \mathbf{z}] + S_B[\mathbf{z}] \quad (10)$$

where S_S, S_I, S_B are the actions corresponding to the spin, interaction and bath Hamiltonian operators H_S, H_I and H_B respectively. The notation

$$\int_{\mathbf{x}_{3t_0}}^{\mathbf{x}_{1t}} d[\mathbf{x}] \quad (11)$$

means the sum over all paths beginning at \mathbf{x}_3 at time t_0 and ending at \mathbf{x}_1 at time t , and the spin path integral is explained more fully below.

Combining the above with a similar expression for the backward propagator and with the initial bath density matrix we obtain

$$K(\mathbf{x}_{1-2}, \mathbf{z}_{3-4}, t_0) = \int_{\mathbf{z}_{3t_0}}^{\mathbf{z}_{1t}} d[\mathbf{z}] \int_{\mathbf{z}_{4t_0}}^{\mathbf{z}_{2t}} d[\mathbf{z}] \mathcal{A}_n[\mathbf{z}] \mathcal{A}_m[\mathbf{z}] F[\mathbf{z}; \mathbf{x}] \quad (12)$$

where

$$F[\mathbf{x}; \mathbf{y}] = \int_{\mathbf{x}^0}^{\mathbf{x}} \int_{\mathbf{x}_3}^{\mathbf{x}_4} \int_{\mathbf{x}_4 t_0}^{\mathbf{x}^0 t} \int_{\mathbf{x}_3 t_0}^{\mathbf{x}^0 t} d[\mathbf{y}] d[\mathbf{x}] \exp\left(\frac{i}{\hbar} (S_I[\mathbf{x}; \mathbf{x}] + S_I[\mathbf{y}; \mathbf{y}] + S_B[\mathbf{x}; \mathbf{x}] + S_B[\mathbf{y}; \mathbf{y}])\right) (\mathbf{x}_3 \mathbf{x}_4 t_0) \quad (13)$$

is the influence functional containing all effects of the bath on the spin system.

description of the oscillator bath at time t_0 . We assume thermal equilibrium so

$$Z \int d[] \exp \frac{i}{h} S[] = \int_n Z_{t_0}^{t_n} dt_n \int_{t_0}^{t_{n-1}} dt_{n-1} \cdots \int_{t_0}^{t_1} dt_1 \frac{i}{2} \exp \frac{i}{2} \int_{t_0}^{t_n} du (u) \quad (14)$$

with the sum \sum_i running over all numbers of i ps (points at which \mathbf{r} goes from -1 to $+1$ or vice versa) consistent with the initial conditions, defines both the measure $d[\mathbf{r}]$ and the amplitude $A_n[\mathbf{r}]$ associated with a path $[\mathbf{r}]$ containing n spin i ps.

C. Application of equilibrium fixed spin initial condition

We now calculate the influence functional and so have to specify (x_3, x_4, t_0) , which corresponds physically to the

in which H_0 denotes $H(t = t_0)$. The partition function is given by $Z_0 = \text{Tr } e^{-H_0}$ and the inverse temperature by $\beta = \frac{1}{k_B T}$.

We find that the path integral part of the influence functional (13) factors into a product of terms like

$$\int_{x_4 t_0}^{x_4^0 t} \int_{x_3 t_0}^{x_3^0 t} d[y] d[x] < x_3 \frac{e^{\frac{H}{Z_0}}}{Z_0} x_4 > \exp \frac{i}{h} (S_I [x; x] - S_I [x; y] + S_B [x] - S_B [y]) \quad (16)$$

one for each $[[\cdot]]$ oscillator, x_3 and x_4 are the initial states for the forward and backward paths. Noting that the (single particle) bath and interaction actions are

we first evaluate the forward propagator for the bath variables, a standard result [23]:

$$S_{I_1}[\cdot; \mathbf{x}] + S_{B_1}[\cdot; \mathbf{x}] = \int_{t_0}^t du \left[\frac{m}{2} \dot{\mathbf{x}}^2 + \frac{m}{2} \omega^2 \mathbf{x}^2 + \frac{c}{2} \mathbf{x} \cdot \mathbf{q}_0 \right] \quad (17)$$

$$\int_{x_3 t_0}^{x_3^0 t} d[\mathbf{x}] \exp \frac{i}{h} (S_I[\mathbf{x}] + S_B[\mathbf{x}]) = \frac{m!}{2^{ih} \sin^{!} (t - t_0)^{\frac{1}{2}}} \exp \frac{im!}{2h \sin^{!} (t - t_0)^B} B \quad (18)$$

with

$$B = x_3^2 + (x^0)^2 \cos(t - t_0) - 2x^0 x_3$$

$$x_f(t - t_0) + x_3 q(t - t_0)$$

$$\frac{2c^2}{m^2 \hbar^2} \frac{q_0}{2} \int_{t_0}^{t_f} du \int_{t_0}^{t_f} dv \langle u | v \rangle \sin \hbar (t - u) \sin \hbar (v - t_0) = \frac{c q_0}{m \hbar} \int_{t_0}^{t_f} du \langle u | \sin \hbar (t - u) : \quad (20)$$

$$f = \frac{c q_0}{m \hbar} \int_{t_0}^{t_f} du \langle u | \sin \hbar (u - t_0) ; \quad (19)$$

Combining this result with the its equivalent backward propagator gives

$$\int_{x_3 t_0}^{x_3 t_f} dx^0 \int_{x_4 t_0}^{x_4 t_f} dy^0 \exp \frac{i}{\hbar} (S_I[x; y] - S_I[x; y] + S_B[x] - S_B[y]) = \frac{m \hbar}{2 \hbar \sin \hbar (t - t_0)} \exp \frac{i m \hbar}{2 \hbar \sin \hbar (t - t_0)} C \quad (21)$$

where

$$C = (x_3^2 - x_4^2) \cos \hbar (t - t_0) - 2x^0(x_3 - x_4) \\ x^0[f(t - t_0) - f(t - t_0)] + x_3 g(t - t_0) - x_4 g(t - t_0) \\ \frac{c^2 q_0^2}{m^2 \hbar^2} \int_{t_0}^{t_f} du \int_{t_0}^{t_f} dv \\ [\langle u | v \rangle - \langle u | v \rangle] \sin \hbar (t - u) \sin \hbar (v - t_0) \quad (22)$$

and the functions f, g are f, g but with $\langle u |$ replacing $\langle u |$. All of the above is still just for one oscillator hence the use of the index. We now do the integral over

x^0 in equation (13), which yields a delta function, so the path integral part of the influence functional becomes

$$\int_{x_3 t_0}^{x_3 t_f} dx^0 \int_{x_4 t_0}^{x_4 t_f} dy^0 \exp \frac{i}{\hbar} (S_I[x; y] - S_I[x; y] + S_B[x] - S_B[y]) = \\ X \frac{X}{2} f_2(x_3 - x_4) - (f - f)g \exp \frac{iX}{2} D ; \quad (23)$$

where

$$X = \frac{m \hbar}{\hbar \sin \hbar (t - t_0)} \quad (24)$$

and

$$D = (x_3^2 - x_4^2) \cos \hbar (t - t_0) + x_3 g(t - t_0) - x_4 g(t - t_0) \\ \frac{c^2 q_0^2}{m^2 \hbar^2} \int_{t_0}^{t_f} du \int_{t_0}^{t_f} dv \\ [\langle u | v \rangle - \langle u | v \rangle] \sin \hbar (t - u) \sin \hbar (v - t_0) : \quad (25)$$

We note that the above expressions depend on the sign of the coupling constant c via the f, g terms, but

not the initial value of ϕ (because (23) is a product of two propagators). The initial value we chose for ϕ , ($\phi = +q_0/2$) did, however, appear in the thermalized density matrix (15) for the bath.

We recall from (13) and (15) the full influence functional including all the oscillators. The path integrals factor similarly, so $\int_{x_3(t_0)}^{x_4(t_0)} d[x]$ is a product of single particle path integrals over all paths that the individual x can follow consistent with the set fix g being x^0 at time t , and x_3 at t_0 . If we can "fold" in the product of the traces of single particle propagators given by (23) and (25) we can then multiply by $\langle x_3 x_4(t_0) \rangle$ and do the integrals over x_3 and x_4 to obtain the influence functional.

D. Evaluation of the influence functional in equilibrium fixed spin case

We want to evaluate a non-standard influence functional, corresponding to the equilibrium fixed spin initial condition. We do so by replacing it by the influence functional for a system with the spin and bath uncoupled at t_0 multiplied by a phase due to the fixed spin boundary condition. To derive this result we now go to sum and difference coordinates $z_1 = \frac{x_3 + x_4}{2}$ and $z_2 = x_3 - x_4$.

If we define $F[z; \phi]$ the single oscillator influence functional, by $F[z; \phi] = F[z; \phi] \exp(i\phi)$; then using (13), and H_0 of the form given in (5), we have

$$F[z; \phi] = \int_{z_1}^z dz_1 dz_2 \exp\left\{-\frac{1}{2} \int_{t_0}^t dt (f - f) \cos[\omega(t - t_0)] + \frac{z_2}{2} \int_{t_0}^t dt \frac{e^{iH_0(t-t_0)}}{Z_0} \dot{z}_1 - \frac{z_2}{2} \int_{t_0}^t dt \frac{e^{iH_0(t-t_0)}}{Z_0} \dot{z}_1\right\} \quad (26)$$

and

$$[(u) (v) - (u) (v)] \sin[\omega(t - u)] \sin[\omega(v - t_0)] \quad (27)$$

$$M = z_1 (f - f) \cos[\omega(t - t_0)] + z_1 (g - g) + \frac{z_2}{2} (g + g) \int_{t_0}^t du \int_{t_0}^t dv \frac{c^2 q_0^2}{m^2 \omega^2}$$

where the delta function has been used to replace $x_3^2 - x_4^2$ by $z_1 (f - f)$. We now consider

$$\langle z_1 + \frac{z_2}{2} \int_{t_0}^t dt \frac{e^{iH_0(t-t_0)}}{Z_0} \dot{z}_1 - \frac{z_2}{2} \int_{t_0}^t dt \frac{e^{iH_0(t-t_0)}}{Z_0} \dot{z}_1 \rangle = \frac{\omega_{osc}}{Z_0} (z_1 + z_2 = 2 + A; z_1 - z_2 = 2 + A) \quad (28)$$

where

$$A = \frac{q_0 c}{2m \omega^2} = \frac{q_0 c}{2m \omega^2} (t_0) \quad (29)$$

the amount by which the coordinate x has to be displaced to go from the free single oscillator density matrix ρ_{osc} to the fixed spin case. In fact ρ_{osc} is just $\exp(-H)$ with:

$$H = \frac{p^2}{2m} + \frac{1}{2} m \omega^2 x^2 \quad (30)$$

If we now write $z_1 + A = z_1^0$ we get

$$F[z; \phi] = F_{A=0}[z; \phi] \exp(P) \quad (31)$$

with

$$P = \frac{i\omega}{2\hbar \sin[\omega(t - t_0)]} (A) [(f - f) \cos[\omega(t - t_0)] + (g - g)]; \quad (32)$$

and $F_{A=0}$ the conventional influence function (37).

We also have that

$$(f - f) \cos[\omega(t - t_0)] + (g - g)$$

$$= \frac{c q_0}{m \hbar} \int_{t_0}^{Z_t} du [\dot{u}(u) - \dot{u}(t_0)] \sin \hbar (t - t_0) \cos \hbar (u - t_0) \text{ so the full influence functional is}$$

$$\begin{aligned} F[\dot{u}; \dot{u}] &= F_{A=0} \exp \int_{t_0}^{Z_t} \frac{ic q_0}{2\hbar} A \dot{u}(u) \cos \hbar (u - t_0) du \\ &= F_{A=0} \exp \frac{ic q_0^2}{4\hbar} (t_0) \int_{t_0}^{Z_t} du [\dot{u}(u) - \dot{u}(t_0)] Q_1(u - t_0) \end{aligned} \quad (33)$$

where

$$F_{A=0} = F_{A=0} \quad (34)$$

is the bath spectral function describing the oscillator heat bath. Equation (33) should be compared with the expression arrived at by Leggett et al[5] as their equations (B.1.9) and (B.1.10). All we need now is the standard result

$$\begin{aligned} Q_1(u) &= \sum_n \frac{c^2}{2m \hbar^2} \cos \hbar u \\ &= \sum_0^{\infty} \frac{d \hbar J(\hbar)}{\hbar!} \cos \hbar u \end{aligned} \quad (35)$$

and

$$\frac{J(\hbar)}{\hbar!} = \frac{1}{2} \sum_n \frac{c^2}{m \hbar^2} (\hbar - \hbar) \quad (36)$$

$$\begin{aligned} F_{A=0}[\dot{u}; \dot{u}] &= \exp \int_{t_0}^{Z_t} \int_{t_0}^{Z_u} du dv [\dot{u}(u) - \dot{u}(t_0)] [\dot{v}(v) - \dot{v}(t_0)] Q_2(u - v) \\ &\quad \exp \int_{t_0}^{Z_t} \int_{t_0}^{Z_u} du dv [\dot{u}(u) - \dot{u}(t_0)] [\dot{v}(v) - \dot{v}(t_0)] Q_1(u - v) \end{aligned} \quad (37)$$

where $\hbar = \hbar$. We also have the conventionally defined correlation function Q_2 for the fluctuating force (see also Appendix B) and the retarded resistance function Q_1^0 (see [7]) given by

$$Q_2(u) = \sum_0^{\infty} \frac{d \hbar J(\hbar)}{\hbar!} \coth \frac{\hbar}{2} \cos \hbar u; \quad (38)$$

and

$$Q_1^0(u) = \frac{d}{du} Q_1(u)$$

respectively. The propagator for the reduced spin density matrix in (7) becomes

$$\begin{aligned} K(\mathbf{r}_1, \mathbf{r}_2; \mathbf{r}_3, \mathbf{r}_4; t_0) &= \int_{t_0}^{Z_1 t} d[\mathbf{r}] \int_{t_0}^{Z_2 t} d[\mathbf{r}] \mathcal{A}_n[\mathbf{r}] \mathcal{A}_m[\mathbf{r}] F[\dot{u}; \dot{u}] \\ &= \int_{t_0}^{Z_1 t} d[\mathbf{r}] \int_{t_0}^{Z_2 t} d[\mathbf{r}] \mathcal{A}_n[\mathbf{r}] \mathcal{A}_m[\mathbf{r}] F_{A=0}[\dot{u}; \dot{u}] \end{aligned}$$

$$\exp \frac{iq_0^2}{2h} \int_{t_0}^{Z_t} du Q_1(u - t_0) [\psi(u) - \psi(t_0)]: \quad (40)$$

We see that the equilibrium fixed spin initial condition has altered only the imaginary (dissipative) first factor in equation 7 of [15], Waxman's expression for the in-ence functional. The second (real) factor due to fluctuations is unchanged.

E. Simplification of the fixed spin in-ence functional

We can simplify the first part of the in-ence functional considerably by using the extra factor introduced

by the spin boundary condition. From (37) and (33) we have:

$$\begin{aligned} F[\psi; \psi] = & \exp \frac{i}{h} \int_{t_0}^{Z_t} \left(\frac{q_0}{2}\right)^2 du [\psi(u) - \psi(t_0)] 2Q(u - t_0)g \\ & \exp \frac{iq_0^2}{4h} \int_{t_0}^{Z_t} du \int_{t_0}^{Z_u} dv [\psi(u) - \psi(t_0)][\psi(v) + \psi(t_0)] Q(u - v)g \\ & \exp \frac{q_0^2}{4h} \int_{t_0}^{Z_t} du \int_{t_0}^{Z_u} dv [\psi(u) - \psi(t_0)][\psi(v) - \psi(t_0)] Q(u - v): \end{aligned} \quad (41)$$

We note that

$$\begin{aligned} & \int_{t_0}^{Z_u} dv [\psi(v) + \psi(t_0)] Q_1(u - v) - 2Q(u - t_0) \psi(t_0) \\ = & [\psi(u) + \psi(t_0)] Q(0) + \int_{t_0}^{Z_u} dv \frac{d}{dv} [\psi(v) + \psi(t_0)] Q_1(v - u) \end{aligned} \quad (42)$$

since $\psi(t_0) = \psi(t_0) = 1$. Now

$$\int_{t_0}^{Z_t} du [\psi(u) - \psi(t_0)][\psi(u) + \psi(t_0)] Q(0) = 0 \quad (43)$$

as $\psi^2(u) - \psi^2(t_0) = 0$, for all u . Therefore the in-ence function reduces to

$$F[\psi; \psi] = \exp \int_{t_0}^{Z_t} du \int_{t_0}^{Z_u} dv f(u; v) \quad (44)$$

with

$$\begin{aligned} f(u; v) = & \frac{iq_0^2}{4h} [\psi(u) - \psi(t_0)] \frac{d}{dv} [\psi(v) + \psi(t_0)] Q_1(v - u) \\ & \frac{q_0^2}{4h} [\psi(u) - \psi(t_0)][\psi(v) - \psi(t_0)] Q(u - v) \end{aligned} \quad (45)$$

which may be compared to equation 7 of [15].

We note (see also the appendix B) that the second factor of (45) can be viewed as the effect of a classical fluctuating force. We will specialise later to the ohmic [5] case when

$$J(\omega) = \frac{1}{2} e^{\omega} = \frac{1}{2} \omega \quad (46)$$

for which $Q_1(u)$ will be well approximated by a delta function $\delta(u)$.

We can now follow Waxman [15] by differentiating the above propagator K to obtain a differential equation for the time evolution of K differing from his equation (15) only in the replacement of ψ by $\psi(t)$ and by the replacement of his term in Q_1 by one arising from the fixed spin

initial condition:

$$\begin{aligned} i\hbar \frac{\partial K}{\partial t} (1, 2; t; 3, 4; t_0) = & \frac{\hbar}{2} [K (1, 2; t; 3, 4; t_0) - K (1, 2; t; 3, 4; t_0)] \\ & + \frac{\hbar}{2} (1, 2) K (1, 2; t; 3, 4; t_0) \\ & + \frac{g_0^2}{2} (1, 2) \int_{t_0}^t dt \int_{t_0}^t dt' \frac{d}{dt} \langle (v) + (v) \rangle \\ & + i \frac{g_0^2}{2} (1, 2) \int_{t_0}^t dt \int_{t_0}^t dt' \frac{d}{dt} \langle (v) - (v) \rangle : \end{aligned} \quad (47)$$

where

$$\langle (v) - (v) \rangle = \int_{t_0}^t dt \int_{t_0}^t dt' \frac{d}{dt} [A_n [A_m [F [;]]] (v) - (v)] \quad (48)$$

For the driven spin-boson system with factorizing initial density matrix and equilibrium fixed spin initial condition the above integro-differential equation (47) is exact, and the first main result of this Paper.

III. BLOCH-REDFIELD EQUATIONS FOR THE WEAK DAMPING CASE

We now go on in this section (IIIA) to demonstrate that one may obtain a simpler set of equations of Bloch-Redfield form for the spin vector \mathbf{a} by making a weak damping approximation, replacing terms under the retarded integrals of the propagator equation (47) by their equivalents for an uncoupled spin $\mathbf{a}^{(0)}$. We then (IIIC) identify the dissipation term arising from the imaginary factor in the influence functional. In addition we identify (IIID) the terms due to the fluctuating force allowing us to complete the Bloch-Redfield equations, and compare them with those of Hartmann et al. [14] (IIIE).

A. Weak damping approximation

We will now approximate the terms $\langle (v) - (v) \rangle$ in (47) by their value for an undamped system i.e.

$\langle (v) - (v) \rangle = \langle (v) - (v) \rangle_0$ This is in general a weak damping approximation. In the ohmic case it implies $\gamma = 1$ where γ is the dimensionless friction constant for the problem, $\gamma = g_0^2/2\hbar$ and is as defined in (46). We note that linearity implies $\langle (v) - (v) \rangle_0 = \langle (v) \rangle_0 - \langle (v) \rangle_0$. Then $\langle (v) \rangle_0 = \langle \mathbf{j}_1^{(0)}(t; \mathbf{v}) \mathbf{z} U^{(0)}(\mathbf{v}; t_0) \mathbf{j}_3 \rangle = \langle \mathbf{j}_2^{(0)}(t; t_0) \mathbf{j}_4 \rangle$ (see also equations (20) and (21) of [15]). Here $U^{(0)}$ is the time evolution operator for a spin uncoupled to the bath:

$$U^{(0)}(t_1; t_2) = T \exp \left[\frac{i}{\hbar} \int_{t_1}^{t_2} H_S(t) dt \right] \quad (49)$$

where T denotes the time-ordering operator.

Using the definition of the inverse of $U^{(0)}$ we find

$$\langle (v) \rangle_0 = \langle \mathbf{j}_1^{(0)}(t; \mathbf{v}) \mathbf{z} U^{(0)-1}(t; \mathbf{v}) U^{(0)}(t; \mathbf{v}) U^{(0)}(\mathbf{v}; t_0) \mathbf{j}_3 \rangle = \langle \mathbf{j}_2^{(0)}(t; t_0) \mathbf{j}_4 \rangle \quad (50)$$

but $U^{(0)}(t;v)U^{(0)}(v;t_0) = U^{(0)}(t;t_0)$ so $\langle v \rangle_0 = \langle {}_1J^{(0)}(t;v) {}_2U^{(0)-1}(t;v)U^{(0)}(t;t_0)j_3 \rangle = \langle {}_2J^{(0)}(t;t_0)j_4 \rangle$: Inserting a complete set of states of ${}_2z$:

$$1 = \sum_j \langle j \rangle \langle j = j+1 \rangle + \langle j+1 \rangle \langle j-1 \rangle = \langle {}_1j \rangle \quad (51)$$

$$\begin{aligned} \langle v \rangle_0 = & \langle {}_1J^{(0)}(t;v) {}_2U^{(0)-1}(t;v)j_1 \rangle K^{(0)}({}_1{}_2tj_3{}_4t_0) \\ & + \langle {}_1J^{(0)}(t;v) {}_2U^{(0)-1}(t;v)j_{-1} \rangle K^{(0)}({}_1{}_2tj_3{}_4t_0) \end{aligned} \quad (52)$$

where the superscript on $K^{(0)}$ indicates that it propagates the uncoupled spin density matrix. If

$$K({}_1{}_2tj_3{}_4t_0) = \sum_{{}_3t_0} d[{}_1t] \sum_{{}_4t_0} d[{}_2t] [A_n][A_m][F[;]] \quad (53)$$

then

$$K^{(0)}({}_1{}_2tj_3{}_4t_0) = \sum_{{}_3t_0} d[{}_1t] \sum_{{}_4t_0} d[{}_2t] [A_n][A_m][F[;]] \quad (54)$$

i.e. the case $F[;] = 1$ (no environment). This is important because K propagates $\sim({}_3{}_4t_0)$ to $\sim({}_1{}_2t)$ (with $t > t_0$) while $K^{(0)}$ will propagate the same $\sim({}_3{}_4t_0)$ to a different nal density matrix which we have called $\sim^{(0)}({}_1{}_2t)$. Neglect of this point would lead to the appearance of terms $O(\epsilon^2)$ in the nalequation of motion. We note that the propagator J in equation (22) of [15] should, in the notation of the present paper, have been written as $J^{(0)}$.

We now want to evaluate the terms

$$\langle {}_1J^{(0)}(t;v) {}_2U^{(0)-1}(t;v)j_1 \rangle : \quad (55)$$

To do this consider the density operator $\rho^{(0)}(t)$ which is the solution of

$$i\hbar \frac{\partial}{\partial t} \rho^{(0)}(t) = [H_S; \rho^{(0)}] \quad (56)$$

we have:

Then $\rho^{(0)}(t) = U^{(0)}(t;t_0) \rho^{(0)}(t_0) U^{(0)-1}(t;t_0)$ allowing us to form the identity $2 \rho^{(0)}(t) = U^{(0)}(t;t_0) [2 \rho^{(0)}(t_0) {}_1J^{(0)-1}(t;t_0)]$: Defining a polarization vector $a^{(0)}(t)$ by $\rho^{(0)}(t) = \frac{1}{2}(1 + a^{(0)}(t) \cdot \sigma)$ we can write $2 \rho^{(0)}(t) =$

$$a^{(0)}(t) = U^{(0)}(t;t_0) [a^{(0)}(t_0) \cdot \sigma] U^{(0)-1}(t;t_0) : \quad (57)$$

If $a^{(0)}(t_0) = \hat{z}$ which is the case we need in order to evaluate (55), we can then (c.f. [15]) define an auxiliary polarization vector $f(t;t_0)$ by $f(t;t_0) = a^{(0)}(t)$. The dependence on t_0 enters via (57). $f(t;t_0)$ corresponds to the polarization vector for an isolated spin evolved from time t_0 to time t subject to the initial condition that its polarization vector was $(0;0;1)$ at time t_0 . We will later use the equivalent notation $a^{(0)}(t;t_0)$ for this function, where the above initial condition is implied.

Having established the meaning of the terms $\langle {}_1J^{(0)}(t;v) {}_2U^{(0)-1}(t;v)j_1 \rangle$ we are in a position to substitute the expressions for them into the equation of motion for $K({}_1{}_2tj_3{}_4t_0)$. We first note that:

$$\langle {}_1J^{(0)}(t;v)a^{(0)}(v) \cdot \sigma {}_2U^{(0)-1}(t;v)j_1 \rangle = {}_1f_3(t;v) \quad (58)$$

and similarly

$$\langle {}_1J^{(0)}(t;v)a^{(0)}(v) \cdot \sigma {}_2U^{(0)-1}(t;v)j_{-1} \rangle = f_1(t;v) - i {}_1f_2(t;v) \quad (59)$$

Hence equation (52) becomes:

$$\langle v \rangle_0 = (f_1(t;v) - i f_2(t;v)) {}_1K^{(0)}({}_1{}_2tj_3{}_4t_0) + {}_1f_3(t;v) {}_1K^{(0)}({}_1{}_2tj_3{}_4t_0) \quad (60)$$

This step is crucial because it allows the use of the spin polarization vectors for an uncoupled spin.

Substitution of our expression for $\partial_t K({}_1{}_2tj_3{}_4t_0)$

into the equation for $\partial_t \rho^{(0)}({}_1{}_2t)$ will now give a soluble expression for the reduced density matrix $\rho^{(0)}({}_1{}_2t)$. Using equations (7), (60) and (47) we have:

$$\begin{aligned}
i\hbar \frac{\partial}{\partial t} \tilde{\rho}(\mathbf{r}_1, \mathbf{r}_2, t) &= i\hbar \frac{\partial}{\partial t} \text{Tr}_{3,4} \left[K(\mathbf{r}_1, \mathbf{r}_2, t; \mathbf{r}_3, \mathbf{r}_4, t_0) \tilde{\rho}(\mathbf{r}_3, \mathbf{r}_4, t_0) \right] \\
&= i\hbar \text{Tr}_{3,4} \left[\frac{\partial}{\partial t} K(\mathbf{r}_1, \mathbf{r}_2, t; \mathbf{r}_3, \mathbf{r}_4, t_0) \tilde{\rho}(\mathbf{r}_3, \mathbf{r}_4, t_0) \right] \\
&= -\frac{\hbar}{2} [\tilde{\rho}(\mathbf{r}_1, \mathbf{r}_2, t) - \tilde{\rho}(\mathbf{r}_1, \mathbf{r}_2, t)] + \frac{\hbar}{2} (\mathbf{r}_1 - \mathbf{r}_2) \cdot \nabla \tilde{\rho}(\mathbf{r}_1, \mathbf{r}_2, t) \\
&\quad + \frac{q_0^2}{2} (\mathbf{r}_1 - \mathbf{r}_2) \cdot \nabla \tilde{\rho}(\mathbf{r}_1, \mathbf{r}_2, t) \\
&\quad + \int_{t_0}^t d\mathbf{v} Q_1(\mathbf{v}, t) \frac{d}{d\mathbf{v}} f f_1(\mathbf{r}; \mathbf{v}) \tilde{\rho}^{(0)}(\mathbf{r}_1, \mathbf{r}_2, t) + f_1(\mathbf{r}; \mathbf{v}) \tilde{\rho}^{(0)}(\mathbf{r}_1, \mathbf{r}_2, t) g \\
&\quad + \int_{t_0}^t d\mathbf{v} Q_1(\mathbf{v}, t) \frac{d}{d\mathbf{v}} f - i \mathbf{f}_2(\mathbf{r}; \mathbf{v}) (\mathbf{r}_1 \cdot \nabla \tilde{\rho}^{(0)}(\mathbf{r}_1, \mathbf{r}_2, t) - \mathbf{r}_2 \cdot \nabla \tilde{\rho}^{(0)}(\mathbf{r}_1, \mathbf{r}_2, t)) g \\
&\quad + (\mathbf{r}_1 + \mathbf{r}_2) \cdot \int_{t_0}^t d\mathbf{v} Q_1(\mathbf{v}, t) \frac{d}{d\mathbf{v}} f_3(\mathbf{r}; \mathbf{v}) \tilde{\rho}^{(0)}(\mathbf{r}_1, \mathbf{r}_2, t) \\
&\quad + i \int_{t_0}^t d\mathbf{v} Q_2(\mathbf{v}, t) f f_1(\mathbf{r}; \mathbf{v}) \tilde{\rho}^{(0)}(\mathbf{r}_1, \mathbf{r}_2, t) - f_1(\mathbf{r}; \mathbf{v}) \tilde{\rho}^{(0)}(\mathbf{r}_1, \mathbf{r}_2, t) g \\
&\quad + \int_{t_0}^t d\mathbf{v} Q_2(\mathbf{v}, t) f f_2(\mathbf{r}; \mathbf{v}) \mathbf{r}_1 \cdot \nabla \tilde{\rho}^{(0)}(\mathbf{r}_1, \mathbf{r}_2, t) - f_2(\mathbf{r}; \mathbf{v}) \mathbf{r}_2 \cdot \nabla \tilde{\rho}^{(0)}(\mathbf{r}_1, \mathbf{r}_2, t) g \\
&\quad + i(\mathbf{r}_1 - \mathbf{r}_2) \cdot \int_{t_0}^t d\mathbf{v} Q_2(\mathbf{v}, t) f \mathbf{f}_3(\mathbf{r}; \mathbf{v}) \mathbf{r}_1 \cdot \nabla \tilde{\rho}^{(0)}(\mathbf{r}_1, \mathbf{r}_2, t) + O(\hbar^2): \tag{61}
\end{aligned}$$

B. Identification of spin precession terms

C. Identification of dissipation terms

We note first that, after defining the reduced density operator $\tilde{\rho}(t)$ and its corresponding polarization vector $\mathbf{a}(t)$ through

$$\tilde{\rho}(\mathbf{r}_1, \mathbf{r}_2, t) = \langle \mathbf{r}_1 | \hat{\rho} | \mathbf{r}_2 \rangle = \langle \mathbf{r}_1 | \frac{1}{2} (1 + \mathbf{a}(t) \cdot \nabla) | \mathbf{r}_2 \rangle : \tag{62}$$

the terms in $\tilde{\rho}$ and $\nabla \tilde{\rho}$ on the right of (61) will give the familiar spin precession term

$$\frac{\partial \mathbf{a}}{\partial t} = \mathbf{b}(t) \wedge \mathbf{a} + \dots : \tag{63}$$

We have also defined $\mathbf{b}(t) = (\mathbf{b}; 0; \mathbf{b}(t))$ so that

$$\mathbf{H}_S = \frac{\hbar}{2} \mathbf{b}(t) : \tag{64}$$

We now consider the next three groups of terms, i.e. those in Q_1 , in equation (61). These are due to dissipation and one may call them the systematic terms by analogy with the Fokker-Planck equation. The last is zero as $(\mathbf{r}_1 - \mathbf{r}_2) \cdot (\mathbf{r}_1 + \mathbf{r}_2) = \frac{r_1^2}{1} - \frac{r_2^2}{2} = 0$ for all $\mathbf{r}_1, \mathbf{r}_2$ (remember $\epsilon_i = 1$ for $i = 1, 2$). The first can be found by forming commutators:

$$\begin{aligned}
(\mathbf{r}_1 - \mathbf{r}_2) \cdot [\tilde{\rho}^{(0)}(\mathbf{r}_1, \mathbf{r}_2, t) + \tilde{\rho}^{(0)}(\mathbf{r}_1, \mathbf{r}_2, t)] &= \langle \mathbf{r}_1 | [\mathbf{z}; \mathbf{x} \cdot \nabla \tilde{\rho}^{(0)}(\mathbf{r})] | \mathbf{r}_2 \rangle \\
&\quad + \langle \mathbf{r}_1 | [\mathbf{z}; \nabla \tilde{\rho}^{(0)}(\mathbf{r}) \cdot \mathbf{x}] | \mathbf{r}_2 \rangle : \tag{65}
\end{aligned}$$

Now $\tilde{\rho}^{(0)}(\mathbf{r}) = \frac{1}{2} (1 + \mathbf{a}^{(0)}(\mathbf{r}) \cdot \nabla)$ so the above expression becomes $\langle \mathbf{r}_1 | \hat{\rho} | \mathbf{r}_2 \rangle$: Similarly the second term gives $i(\mathbf{r}_1 - \mathbf{r}_2) \cdot [\mathbf{r}_1 \cdot \nabla \tilde{\rho}(\mathbf{r}_1, \mathbf{r}_2, t) - \mathbf{r}_2 \cdot \nabla \tilde{\rho}(\mathbf{r}_1, \mathbf{r}_2, t)] = \langle \mathbf{r}_1 | \hat{\rho} | \mathbf{r}_2 \rangle$

$\frac{1}{2} \langle \dot{x}^2 \rangle > 0$. Thus if

$$\frac{d}{dv} f_1(t; v) = f_1^0(t; v)$$

and similarly for f_2^0 and f_3^0 we have

$$\begin{aligned} i\hbar \frac{\partial}{\partial t} a &= \dots \\ &+ \frac{q_0}{2} \int_{t_0}^t dv Q_1(t-v) 2i f_1^0(t; v) e_y \cdot f_2^0(t; v) e_x g \\ &+ \dots \end{aligned} \quad (66)$$

where we have used the evenness of $Q_1(u) = Q_1(-u)$. If e_y is a unit vector in the y direction then $e_y = e_y$ etc., and defining a vector $f^0(t; v)$ by

$$f^0(t; v) = (f_1^0; f_2^0; f_3^0) = \frac{d}{dv} f(t; v) \quad (67)$$

we then have

$$\frac{\partial a}{\partial t} = b(t) \wedge a + \dots \quad (68)$$

with

$$= \frac{4}{\hbar} \frac{q_0}{2} \int_{t_0}^t dv Q_1(t-v) e_z \wedge f^0(t; v) \quad (69)$$

This completes the derivation of the dissipative part of the Bloch-Redfield equations for this initial condition.

D. Identification of fluctuating force terms

We finally have the group of terms in Q_2 from equation (61). First

$$\begin{aligned} &(\frac{1}{2} \langle \dot{x}^2 \rangle) (\sim^{(0)}(\frac{1}{2} t) + \sim^{(0)}(\frac{1}{2} t)) \\ &= \frac{1}{2} \langle \dot{x}_y^{(0)}(t) [\dot{z}; [\dot{x}; \dot{y}]] \rangle \\ &+ \frac{1}{2} \langle \dot{x}_z^{(0)}(t) [\dot{z}; [\dot{x}; \dot{z}]] \rangle \\ &= 0 + \langle \dot{x}_z^{(0)}(t) (2i)^2 \dot{x} \dot{z} \rangle \end{aligned} \quad (70)$$

and similarly

$$i(\frac{1}{2} \langle \dot{y}^2 \rangle) [\sim^{(0)}(\frac{1}{2} t) + \sim^{(0)}(\frac{1}{2} t)] = \langle \dot{y}_x^{(0)}(t) \dot{y} \dot{x} \rangle \quad (71)$$

while

$$(\frac{1}{2} \langle \dot{z}^2 \rangle) \sim^{(0)}(\frac{1}{2} t) = \langle \dot{z}_x^{(0)}(t) \dot{z}_y^{(0)}(t) \rangle \quad (72)$$

If we substitute these values into equation (61) and use the auxiliary vector f we find that the equation of motion for $a(t)$ is:

$$\begin{aligned} \frac{\partial a}{\partial t} &= b \wedge a \\ &+ \frac{4}{\hbar} \frac{q_0}{2} \int_{t_0}^t dv Q_1(t-v) e_z \wedge f^0(t; v) \\ &+ e_z \wedge \frac{4}{\hbar} \frac{q_0}{2} \int_{t_0}^t dv Q_2(v-t) f(t; v) \wedge a^{(0)}(t) \\ &= b \wedge a + e_z \wedge (a(t) \wedge a^{(0)}) + O(\epsilon^2) \end{aligned} \quad (73)$$

where we have defined the retarded integral

$$f_j = \frac{4}{\hbar} \frac{q_0}{2} \int_{t_0}^t dv Q_2(t-v) f_j(t; v) \quad (74)$$

Equation (73) has been derived by omitting terms of $O(\epsilon^2)$ and higher. While this procedure seems reasonable it leads, at long times, to unreasonable results in, for example, problems where b is independent of time. In these cases the $a^{(0)}$ term continues to oscillate indefinitely, and thus the system will not tend to a time independent state of equilibrium, as we believe it should. The simple replacement of $a^{(0)}$ by a appears to cure this problem; for a static b the system does equilibrate [15]. We view this as a selective resummation (to infinite order in ϵ) that is sufficient to guarantee more correct long time behaviour, which we make due to its physical reasonableness.

We thus replace $a^0(t)$ in equation (73) by $a(t)$ to give:

$$\frac{\partial a}{\partial t} = b(t) \wedge a + \hat{e}_z \wedge (a(t) \wedge a) \quad (75)$$

Equation (75) and its derivation by path integral, with the auxiliary definitions of (69) and (74) forms the second main result of our work.

E. Comparison with Bloch-Redfield equations of Hartmann et al.

Hartmann et al. [14] quote a set of Bloch-Redfield equations obtained from projection operator methods as their equation (4):

$$\begin{aligned} \frac{\partial}{\partial t} \begin{pmatrix} x \\ y \\ z \end{pmatrix} A &= \begin{pmatrix} 0 & 0 & 0 \\ 0 & 0 & 0 \\ 0 & 0 & 0 \end{pmatrix} \begin{pmatrix} 1 & 0 & 1 \\ 0 & A & 0 \\ 0 & 0 & 1 \end{pmatrix} \begin{pmatrix} x \\ y \\ z \end{pmatrix} A \\ &+ \begin{pmatrix} 0 & 0 & 0 \\ 0 & 0 & 0 \\ 0 & 0 & 0 \end{pmatrix} \begin{pmatrix} xx & 0 & 0 \\ 0 & yy & 0 \\ 0 & 0 & 0 \end{pmatrix} \begin{pmatrix} xz & 0 & 0 \\ 0 & yz & 0 \\ 0 & 0 & z \end{pmatrix} \begin{pmatrix} x \\ y \\ z \end{pmatrix} A \\ &+ \begin{pmatrix} 0 & 0 & 0 \\ 0 & 0 & 0 \\ 0 & 0 & 0 \end{pmatrix} \begin{pmatrix} A_x \\ A_y \\ 0 \end{pmatrix} A \end{aligned} \quad (76)$$

where $a_{x,y,z}$ are spin expectation values i.e. $a_{x,y,z}$ in our notation. To establish the correspondence with our work note first that they have a complex correlation function:

$$\begin{aligned} M &= \frac{1}{2} \int_0^{\infty} dt J(\omega) [\cosh(\hbar\omega/2k_B T) - i] = \sinh(\hbar\omega/2k_B T) \\ &= M^0 + iM^{\infty} \end{aligned} \quad (77)$$

which is equivalent to $Q_2 + iQ_1$ in our notation. They also define transition amplitudes for an uncoupled spin between right and right, and left and right, pairs of states as $U_{RR} = \langle R | U(t;0) | R \rangle$ and $U_{RL} = \langle R | U(t;0) | L \rangle$ respectively, and an auxiliary function $F(t) = 2 \int_0^t dt' M^{\infty}(t-t') U_{RR} U_{RL}$ so that $A_x = \text{Im } F(t)$ and $A_y = \text{Re } F(t)$. Finally they have the damping tensors b_{ij} defined by $b_{ij} = \int_0^t dt' M^{\infty}(t-t') b_{ij}(t;0)$. If we follow Hartmann et al. by defining $b_{yz} = 2 \text{Im}(U_{RR} U_{RL})$ and $b_{xz} = 2 \text{Re}(U_{RR} U_{RL})$, it becomes clear that their b_{yz} corresponds to our a_y^0 and b_{xz} to our a_x^0 .

We thus find that their $xx = yy = zz$, and also $xz = xy = yz$. This gives an identical structure to ours for the actuating force term, while their dissipation term $A = A_x \hat{e}_x + A_y \hat{e}_y$ is different, being

$$A_x = \int_{t_0}^t dt' Q_1(t-t') a_y^0 \quad (78)$$

$$A_y = \int_{t_0}^t dt' Q_1(t-t') a_x^0 \quad (79)$$

However the difference would disappear if we were to revert to a factorizing initial condition without fixed spin. The other point to stress is that both our derivation and theirs arrive at a actuating force term with a^0 , the substitution of a at that point has to be an additional assumption.

IV. BLOCH-REDFIELD EQUATIONS IN THE OHMIC AND ZERO TEMPERATURE CASES

We now use the result of Waxman [15] and Zhang [17] that in the ohmic case the full expression for the time dependent vector (69) greatly simplifies to the time independent \hat{e}_x . In the critical damping case studied by Shytov [8] where $J(\omega) \propto \omega$ both x and y terms would be present in (69).

A. Simplification of the dissipation term for ohmic spectral function

In the ohmic case, equation (35) becomes $Q_1(u)$ (u) so

$$= \frac{q^2}{2\hbar} \hat{e}_z \wedge f^0(t;t) \quad (80)$$

where the extra factor of $1/2$ comes from the use of the delta function at an endpoint of the integral. Now

$$f^0(t;t) = \lim_{t^0 \rightarrow t} \frac{d}{dt^0} f(t^0;t) = b \wedge f(t;t) \quad (81)$$

where the last step follows from the fact that

$$\frac{d}{dt^0} f(t^0;t) = b \wedge f(t^0;t); \quad (82)$$

$$\lim_{t^0 \rightarrow t} f(t^0;t) = f(t;t) = (0;0;1) \quad (83)$$

we have

$$b \wedge f(t;t) = (\hat{e}_z;0;-(t)) \wedge (0;0;1) = -\hat{e}_y \quad (84)$$

so

$$\hat{e}_z \wedge (b \wedge f(t;t)) = \hat{e}_z \wedge -\hat{e}_y = \hat{e}_x; \quad (85)$$

We thus find that the dissipation term (80) becomes:

$$\begin{aligned} &= \frac{q^2}{2\hbar} (\hat{e}_x) e_x \\ &= \hat{e}_x e_x \\ &= e_x \end{aligned} \quad (86)$$

We note that this term acts in the negative e_x direction. By taking the dot product of a with (75) to find $\partial a^2 / \partial t$ we see that the dissipation term thus tends to reduce the length of the vector a , in contrast to the magnitude-conserving spin precession term. This is directly analogous to the way that an electric field can change a speed while a magnetic field cannot, in the Lorenz force law.

B. Additional simplification of fluctuation term in zero temperature limit:

We have, provided that $\beta_c \gg 1$,

$$Q_2(v) = - \left[\frac{\beta_c^2 v^2}{(w_c^2 + v^2)^2} + \frac{1}{v^2} \left(\sinh \frac{v}{\beta_c} \right)^2 \right] \quad (87)$$

This has two components corresponding to zero and finite temperatures respectively. We will here specialize to the zero temperature limit. In this case β_c becomes ∞ while x and y tend to zero.

V. APPLICATION TO LANDAU-ZENER-STUCKELBERG PROBLEM :

The dissipative LZS problem as usually considered (e.g. [18]) corresponds to the driven spin-boson Hamiltonian with the specific choice $\phi(t) = t$, although other choices may be of interest (e.g. [22]). We emphasise that in this paper we have kept general time dependence $\phi(t)$ of (1) up to now. The standard LZS choice corresponds to a spin modelling a particle in a biased double potential well for which an external driving force acts to reverse the sign of the offset between the wells at $t = 0$; t having increased from a large negative starting value $t = t_0$. The quantities of interest are usually the long time, e.g. $t \gg 1$, values of the probability P_{LZ} that the spin is in the "down" (-1) orientation if started "up" (the conventional "tunnelling probability") or, equivalently, the long positive time expectation values $a_x; a_y; a_z$ of the spin operator.

In absence of coupling to environment the LZS tunnelling probability can be obtained exactly as (e.g. [22, 25]):

$$P_{LZS} = 1 - e^{-\beta_c^2} = 1 - e^{-\frac{1}{2} \beta_c^2} \quad (88)$$

where $\beta_c = \frac{1}{\hbar} \Delta$ is the Zener (characteristic tunnelling) time.

P_{LZS} is $1 - e^{-S/\hbar}$ where the action S is the energy for one hop times the Zener time, which, to within a numerical factor, can be derived from an instanton calculation [8]. The inverse of the tunnelling angular frequency expressed in units of β_c is $2\pi\beta_c = \frac{1}{\hbar} \Delta$, a nonadiabaticity parameter [25], which increases as the speed of change of the energy levels increases i.e. as the system becomes more nonadiabatic.

Figures 1 and 2 illustrate the Landau-Zener behaviour (see also [25]). For large β_c the value of S tends to zero, as does P_{LZS} and so the probability of not tunnelling tends to 1 i.e. in the fast passage limit the system does not tunnel. In the opposite limit of adiabatically slow change, the particle clings to the instantaneous eigenstate and must tunnel, so P_{LZS} tends to 1, i.e. the probability of not tunnelling tends to 0.

A. Illustrative numerical solutions of ohmic Bloch-Redfield equation at zero temperature

To solve our Bloch-Redfield equations we need to rescale time to the Zener time β_c . After doing this the ohmic version becomes:

$$\frac{\partial a}{\partial T} = B \hat{a}(T) + \frac{2}{\beta_c} e_x \cdot \hat{a} \wedge (\hat{T}) \hat{a}(T) \quad (89)$$

We first note that this form shows why the effect of the dissipation term is negligible for the (fast passage) non-adiabatic limit of large β_c . It is simply because the dissipation term is inversely proportional to β_c . This means that (within the limits of our approximation) the faster a damped qubit is switched, the less it will be affected.

We show representative solutions of (89) in the absence of fluctuations as an illustration of the size of the perturbation of the probability caused by the spin-bath coupling. Figure 3 shows how $\langle l=2 \rangle (1 + a_z)$ changes in the most adiabatic case studied, $\beta_c = 1$, comparing the uncoupled evolution (blue curve) with $\gamma = 0.001$. Figure 4 is for the same case as Figure 3 but shows the 3 components of spin, only for the damped case. Figures 5 and 6 are analogous but show the fast passage $\beta_c = 15$ case. Figures 7 and 8 are also for the fast passage case $\beta_c = 15$ but are for stronger coupling to the bath $\gamma = 0.01$. At this level of coupling the damping of quantum oscillations is very noticeable, although it does not alter the final tunnelling probability.

VI. CONCLUSIONS

This paper has extended the static spin boson study of Waxman [15] to the driven spin boson case, obtaining an exact integro-differential equation for the time evolution of the propagator of the reduced spin density matrix, the first main result. By specializing to weak damping we then obtained the next result, a set of Bloch-Redfield equations for the equilibrium fixed spin initial condition. Finally we showed that these equations can be used to solve the classic dissipative Landau-Zener problem and illustrated these solutions for the weak damping case. The effect of dissipation was seen to be minimised as passage speed increased, implying that qubits need to be switched as fast as possible.

Acknowledgments

We are grateful to Sandra Chapman, Patrick Espy, Mark Madsen, George Rowlands and Andrey Shytov for valuable interactions. NWW thanks Norman Dombey, Gabriel Barton, Irwin Shapiro, Mervyn Freeman and Mai Lam for encouraging him to complete this study. NWW acknowledges the support of SERC and PPARC at the Universities of Sussex and Warwick where portions of this work were performed, and the recent hospitality

of Tom Chang at the Center for Space Research at MIT while it was being completed.

APPENDIX A: NOTATION

dimensionless coupling constant
 $a(t; t_0)$ spin polarisation vector
 $a^{(0)}(t; t_0) = f(t; t_0)$ spin polarisation vector in uncoupled case
 $A[\cdot]$ Spin amplitude functional for path containing n tips
 $A[\cdot; f]$ Spin amplitude in stochastic case
 β Inverse temperature
 b vector derived from 2-level Hamiltonian
 c Set of spin-bath coupling constants
 $d[x]$ measure for path integral
 $d[\cdot]$ measure for spin path integral
 t tunnelling matrix element
 D Correlation function in stochastic case
 $\epsilon(t)$ bias
 γ ohmic coupling strength
 f Fluctuating force
 $F[\cdot; \cdot]$ Influence functional
 $F_{A=0}$ Influence functional in uncoupled case
 $\hat{e}_x; \hat{e}_y; \hat{e}_z$ unit vectors
 \hbar Planck constant
 $H(t)$ Hamiltonian with corresponding action $S[\cdot; x]$
 $H_0(t) = H(t = t_0)$
 $H_B(t)$ Bath Hamiltonian with corresponding action $S_B[x]$
 $H_I(t)$ Interaction Hamiltonian with corresponding action $S_I[\cdot; x]$
 $H_S(t)$ Spin Hamiltonian with corresponding action $S_S[\cdot]$
 $J(\omega)$ bath spectral function
 $K^{(0)}(t)$ spin propagator for $\sim^{(0)}$
 $K(t)$ spin propagator for \sim dissipation term
 k_B Boltzmann constant
 κ adiabaticity parameter
 m oscillator mass
 ω oscillator frequency
 ω_c bath cutoff
 $i = x, y, z$
 P_{LZS} Landau-Zener tunnelling probability
 $P[f]$ stochastic force probability functional
 q_0 inter-well spacing
 Q_1 retardation function
 Q_2 fluctuating force correlation function
 ρ_{osc} Single oscillator density matrix
 ρ density matrix
 \sim spin density matrix
 $\sigma_{x,y,z}$ Pauli spin matrices
 τ_z Zener time
 t time
 t_0 dual time
 T temperature
 U unitary time evolution operator

x, g (or x) set of harmonic oscillator positions
 Z_0 partition function
 $z_1; z_2$ temporary sum and difference co-ordinates

APPENDIX B: IDENTIFICATION OF FLUCTUATING FORCE AND DERIVATION OF STOCHASTIC EQUATION OF MOTION FOR PROPAGATOR OF DRIVEN SPIN-BOSON SYSTEM

We now show that the second term in the influence functional is equivalent to a random fluctuating force leading to an alternative equation of motion for the propagator of stochastic (quantum Fokker-Planck) type. This result is still quite general, but we confirm that the known delta-correlated force would be recovered in the high temperature limit for an ohmic choice of spectral density.

We first define a probability functional $P[f]$ which gives the probability that a member of a statistical ensemble experiences a force f at a given instant:

$$P[f] = \exp \frac{1}{2} \int_{-\infty}^{\infty} f(u) D^{-1}(u; v) f(v) \quad (B1)$$

normalised such that

$$\int_{-\infty}^{\infty} d[f] P[f] = \langle 1 \rangle = 1: \quad (B2)$$

Then we define an average over the ensemble of forces

$$\langle e^{\int_{-\infty}^{\infty} f(u) h(u)} \rangle_f = e^{\frac{1}{2} \int_{-\infty}^{\infty} h(u) D(u; v) h(v)} \quad (B3)$$

which implies that the autocorrelation function is given by

$$\langle f(u) f(v) \rangle = D(u; v): \quad (B4)$$

If we expand $D(u; v)$ in terms of its eigenvalues finding

$$D(u; v) = \sum_n \lambda_n \phi_n(u) \phi_n(v) \quad (B5)$$

we can define its inverse $D^{-1}(u; v)$ by

$$D^{-1}(u; v) = \sum_n \lambda_n^{-1} \phi_n(u) \phi_n(v) \quad (B6)$$

where we require $\lambda_n > 0$ for all n . We define the correlation function $Q_2(u; v)$ through

$$D(u; v) = 2\hbar Q_2(u, v): \quad (B7)$$

Hence if we take the average

$$e^{\frac{1}{\hbar} \left(\frac{q_0}{2}\right)^2 \int_{t_0}^{t_0} du \int_{t_0}^{t_0} dv [f(u) \phi_n(u)] [f(v) \phi_n(v)] Q_2(u, v)} \langle e^{\frac{iq_0}{2\hbar} \int_{t_0}^{t_0} du [f(u) \phi_n(u)]} \rangle_f = \quad (B8)$$

we obtain an object which has the same form as the second, real factor in the influence functional (45). The identification of the correlation function $Q_2(u-v)$ can be made with our previously defined $Q_2(u-v)$ (8) provided that the Fourier transform is positive. We recall that Q_2 is of the form of a cosine transform so we can see positivity is satisfied.

We can thus define a new amplitude $A[\cdot; f]$ and an influence functional $F[\cdot; \cdot]$ via

$$A[\cdot; f] = \left(\frac{i}{2}\right)^n \exp \left[\frac{i}{h} \int_{t_0}^{Z_t} du \left(\frac{h}{2} + \frac{q_0 f(u)}{2} \right) \right] (u) \quad (\text{B } 9)$$

and

$$F[\cdot; \cdot] = \exp \left[\frac{i}{h} \left(\frac{q_0}{2} \right)^2 \int_{t_0}^{Z_t} du \int_{t_0}^{Z_t} dv [(u) - (u)][(v) + (v)] Q_2(u-v) \right] \quad (\text{B } 10)$$

The stochastic analogue of (47) is, before averaging with respect to f :

$$\begin{aligned} i\hbar \partial_t K(\cdot_1 \cdot_2 t_j \cdot_3 \cdot_4) = & \frac{h}{2} [K(\cdot_1 \cdot_2 t_j \cdot_3 \cdot_4 0) - K(\cdot_1 \cdot_2 t_j \cdot_3 \cdot_4 0)] \\ & + \frac{h}{2} \langle f(t) \rangle + \frac{q_0}{2} f(t) (\cdot_1 - \cdot_2) K(\cdot_1 \cdot_2 t_j \cdot_3 \cdot_4 0) \\ & + \frac{q_0^2}{2} (\cdot_1 - \cdot_2) \int_0^{Z_t} dv Q_1^0(t-v) \langle (\cdot_1 - \cdot_2) + (\cdot_3 - \cdot_4) \rangle; \end{aligned} \quad (\text{B } 11)$$

where we denoted the stochastic propagator by K . This propagator equation could now be used with (7) to obtain a quantum Fokker-Planck equation for the driven spin-boson model, analogously with [15, 26].

The replacement of the Q_2 term has thus contributed a fluctuating bias to the existing time dependent bias. In consequence the stochastic analogue of the Bloch-Redfield equation (75), before averaging with respect to f , becomes:

$$\frac{\partial a}{\partial t} = b(t) \hat{a} + \frac{q_0}{h} f(t) \hat{e}_z \hat{a} \quad (\text{B } 12)$$

This is a weak damping quantum Langevin equation. Here $\langle f(u)f(v) \rangle_f = 2\hbar Q_2(u-v)$ and $\langle a \rangle_f$ is the physical quantity. $f(t)$ has the physically appealing interpretation of being the fluctuating force on the spin associated with a given member of the ensemble of systems considered. We believe that this may be more tractable than the Bloch-Redfield form in cases when the retarded integrals would otherwise need to be evaluated.

We note that we can recover the known delta-correlated behaviour of Q_2 for the high temperature ($\beta \rightarrow 0$), ohmic spectral density (Eq. 46) limit. Using (46) we first substitute for $J(\omega)$ in (38), and then, provided the bath cutoff frequency ω_c is sufficiently large but $\beta \hbar = \hbar/k_B T$ still sufficiently small, we can approximate $\coth x$ by $1/x$. This gives us $Q_2 = \left[\frac{2 k_B T}{h} \right] (u)$ and thus

$$\langle f(t)f(t^0) \rangle = \frac{4 k_B T}{h} (t - t^0) \quad (\text{B } 13)$$

APPENDIX C: GREEN'S FUNCTION SOLUTION OF OHMIC QUANTUM LANGEVIN EQUATION

We here solve the quantum Langevin equation perturbatively using the Green function method of Zhang [17]. We find the intriguing result in the ohmic weak damping case that the fluctuations enter only at second order in β , and so give an expression for the tunnelling probability to first order in β .

We use the methods of equations (46-52) of [17], but unlike Zhang we do not differentiate the Green's function solution.

We have:

$$\frac{\partial a}{\partial t} = b(t) \hat{a} + \frac{q_0}{h} f(t) \hat{e}_z \hat{a} \quad (\text{C } 1)$$

where $f(t)$ is the fluctuating force. This allows us to write a solution of the stochastic equation as

$$a(t; f) = M(t; t_0) a(t_0) + \int_{t_0}^{Z_t} M(t; t^0) (t^0) dt^0 \quad (\text{C } 2)$$

(c.f. equation (46) of [17]) with M a Green function for the homogeneous equation

$$\frac{\partial a}{\partial t} - b \hat{a} - \frac{q_0}{h} f(t) \hat{e}_z \hat{a} = 0 \quad (\text{C } 3)$$

We then take out the evolution operator $u(t; t^0)$ for the unperturbed spin, and then (equation (49) of [17] rearranged) note that

$$u(t; t^0) N(t; t^0) = M(t; t^0) \quad (\text{C } 4)$$

giving

$$a(t;f) = u(t;t_0)N(t;t_0)a(t_0) + \int_{t_0}^t u(t;t^0)N(t;t^0)(t^0)dt^0 \quad (C5)$$

Now, following equation (52) of [17], the formal solution for N is

$$N(t;t^0) = 1 + \int_{t^0}^t \int_{t^0}^{t_1} \dots \int_{t^0}^{t_{n-1}} dt_n F(t_1;t^0)F(t_n;t^0) \quad (C6)$$

with

$$F = \frac{q_0}{h} \tilde{f}(t) e_z^\wedge : \quad (C7)$$

If we now average over the stochastic force, we will have

$$a(t) = \langle a(t;f) \rangle_f = u(t;t_0) \langle N(t;t_0) \rangle a(t_0) + \int_{t_0}^t u(t;t^0) \langle N(t;t^0) \rangle (t^0) dt^0 \quad (C8)$$

Now $\langle N(t;t_0) \rangle$ is

$$1 + \int_{t_0}^t dt_1 \langle F(t_1;t^0) \rangle + \int_{t_0}^t \int_{t_0}^{t_1} dt_1 dt_2 \langle F(t_1;t^0)F(t_2;t^0) \rangle \quad (C9)$$

to second order in F (which we know will be first order in ϵ_z). We may take $\langle F(t_1;t^0) \rangle$ to be zero for the

fluctuating force without serious loss of generality. We note that

$$\begin{aligned} \langle N(t;t_0) \rangle a(t_0) &= [1 + \int_{t_0}^t \int_{t_0}^{t_1} dt_1 dt_2 \langle F(t_1;t^0)F(t_2;t^0) \rangle] a(t_0) \\ &= [1 + \frac{q_0^2}{h^2} \int_{t_0}^t \int_{t_0}^{t_1} dt_1 dt_2 \langle \tilde{f}(t_1)\tilde{f}(t_2) \rangle e_z^\wedge (e_z^\wedge) a(t_0)] \\ &= a(t_0) \end{aligned} \quad (C11)$$

because $e_z^\wedge (e_z^\wedge) a(t_0) = 0$ for the case we chose, where $a(t_0)$ was $(0;0;1)$. The terms under the Green's function integral (i.e. equation (C8) for $N(t;t^0)(t^0)$) are all second order in ϵ_z except the first one which from above expansion can be seen to be just (t^0) , so we are left with a very simple solution

$$a(t) = u(t;t_0)a(t_0) + \int_{t_0}^t u(t;t^0)(t^0)dt^0 \quad (C12)$$

$$= a^0(t;t_0) + \int_{t_0}^t a^{1(0)}(t;t^0)dt^0 \quad (C13)$$

where $a^{1(0)}(t;t^0)$ is just the undamped solution a^0 at time

t , but started at $(1;0;0)$ at t^0 . In the ohmic case after rescaling times by ϵ_z we have $\epsilon_z = 2\epsilon_z$ (c.f. 89) so we have a linear dependence on ϵ_z for a given ϵ_z . Checking this prediction with numerical solutions for $\epsilon_z = 0.005$ agrees very well with the above result. We note this is a consequence of the spin-up initial condition, as others might give a first order contribution from the fluctuating force. It is however independent of the spectral form of the environment once that initial condition has been specified.

-
- [1] Y. Nakamura, Yu. A. Pashkin and J. S. Tsai, *Nature* 398, 786 (1999)
 - [2] J. R. Friedman, V. Patel, W. Chen, S. K. Tolpygo and J. E. Lukens, *Nature* 406, 43 (2000); G. Blatter, *Nature* 406, 25 (2000)
 - [3] C. H. van der Wal, A. C. J. ter Haar, F. K. Wilhelm, R. N. Schouten, C. J. P. M. Hamans, T. P. Orlando, S. Lloyd and J. E. Mooij, *Science* 290, 773 (2000); C. Tesche, *Science* 290, 720 (2000)
 - [4] J. Preskill, *Physics Today*, 52 (6), 24 (1999)
 - [5] A. J. Leggett, S. Chakravarty, A. T. Dorsey, M. P. A. Fisher, A. Garg and W. Zwerger, *Rev. Mod. Phys.* 59, 1 (1987)
 - [6] M. Grifoni and P. Hanggi, *Physics Reports*, 304, 229 (1998)
 - [7] S. Takagi, *Macroscopic Quantum Tunneling*, Cambridge University Press (2002)
 - [8] A. V. Shytov, cond-mat/0001012.
 - [9] I. L. B. Ioé, M. V. Feigel'man, A. Ioselevich, D. Ivanov, M. Troyer and G. Blatter, *Nature* 415, 503 (2002)
 - [10] A. V. Shytov, D. A. Ivanov and M. V. Feigel'man, *European Physical Journal B*, 36, 263 (2003).
 - [11] U. Weiss, *Quantum Dissipative Systems*, 2nd Edition, World Scientific (1999)
 - [12] H. P. Breuer and F. Petruccione, *The Theory of Open Quantum Systems*, Oxford University Press (2002)
 - [13] T. Wellens, V. Shatokhin and A. Buchleitner, *Rep. Prog. Phys.* 67, 45 (2004)
 - [14] L. Hartmann, I. Goychuk, M. Grifoni and P. Hanggi, *Phys. Rev. E* 61, R4687 (2000)
 - [15] D. Waxman, *J. Phys. C.: Solid State Phys.* 18, L421 (1985)
 - [16] N. W. Watkins, D. Phil. thesis, University of Sussex, UK (1989).
 - [17] Y. M. Zhang, *Physica A* 151, 349 (1988)
 - [18] P. Ao and J. Rammer, *Phys. Rev. Lett.* 62, 3004 (1989).
 - [19] D. Waxman, *Ann. Phys. (NY)*, 236, 205 (1994)
 - [20] H. Nakamura, *Nonadiabatic Transitions: Concepts, Basic Theories and Applications*, World Scientific (2001)
 - [21] Y. Kayanuma and H. Nakayama, *Phys. Rev. B* 57, 13099 (1998)
 - [22] K. Nakamura, *Quantum Chaos: A new Paradigm of Non-linear Dynamics*, Cambridge University Press (1993)
 - [23] L. S. Schulman, *Techniques and Applications of Path Integration*, Wiley Interscience (1981)
 - [24] R. P. Feynman and A. R. Hibbs, *Quantum Mechanics and Path Integrals*, McGraw-Hill (1965)
 - [25] M. V. Berry, *J. Phys. A: Math. Gen.* 17, 1225 (1984)
 - [26] L. D. Chang and D. Waxman, *J. Phys. C.: Solid State Phys.* 18, 5873 (1985)

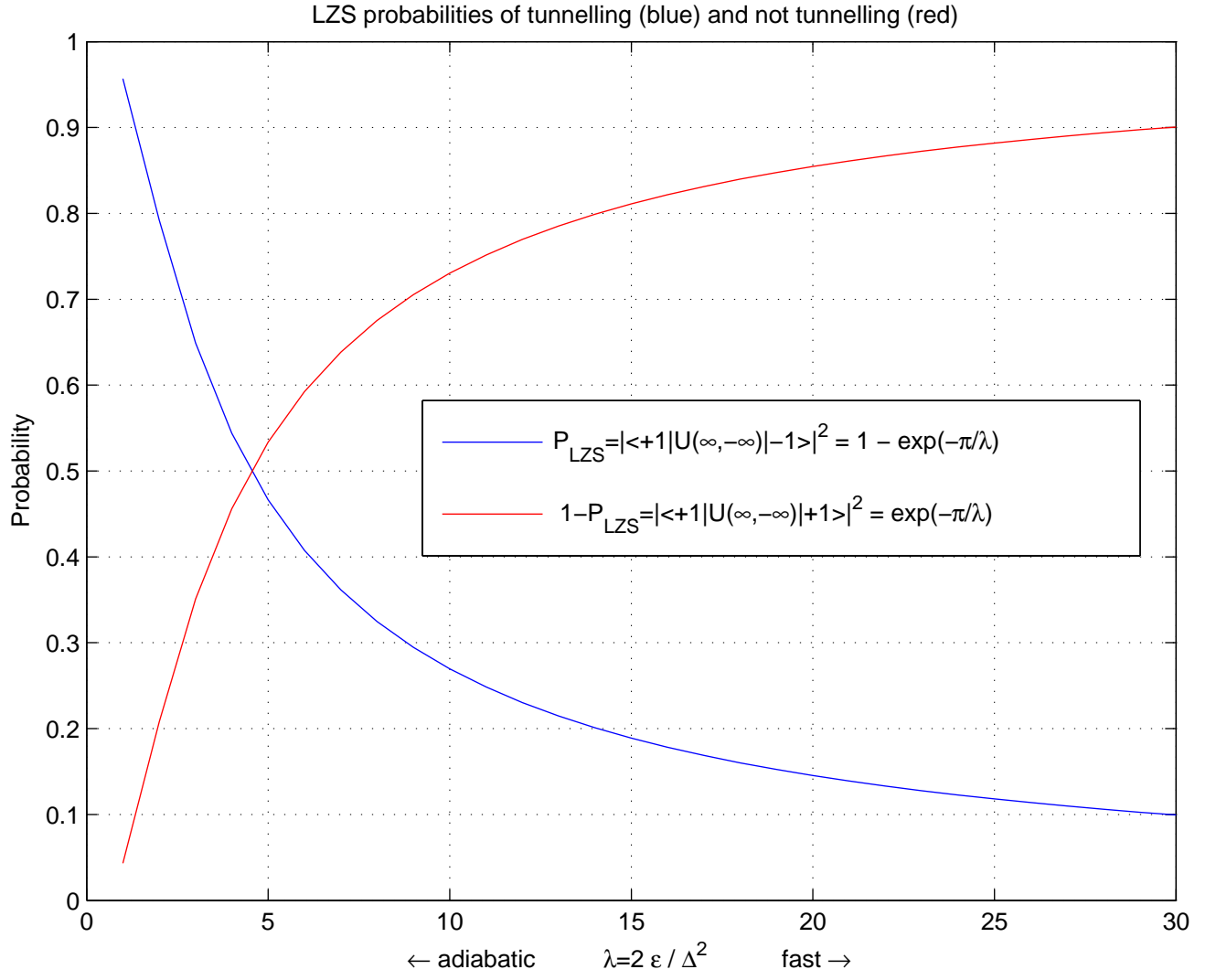


FIG .1: Dependence of the Landau-Zener-Stuckelberg tunnelling probability P_{LZS} and the probability of not tunnelling $1 - P_{LZS}$ on the adiabaticity parameter λ in the absence of spin-bath coupling.

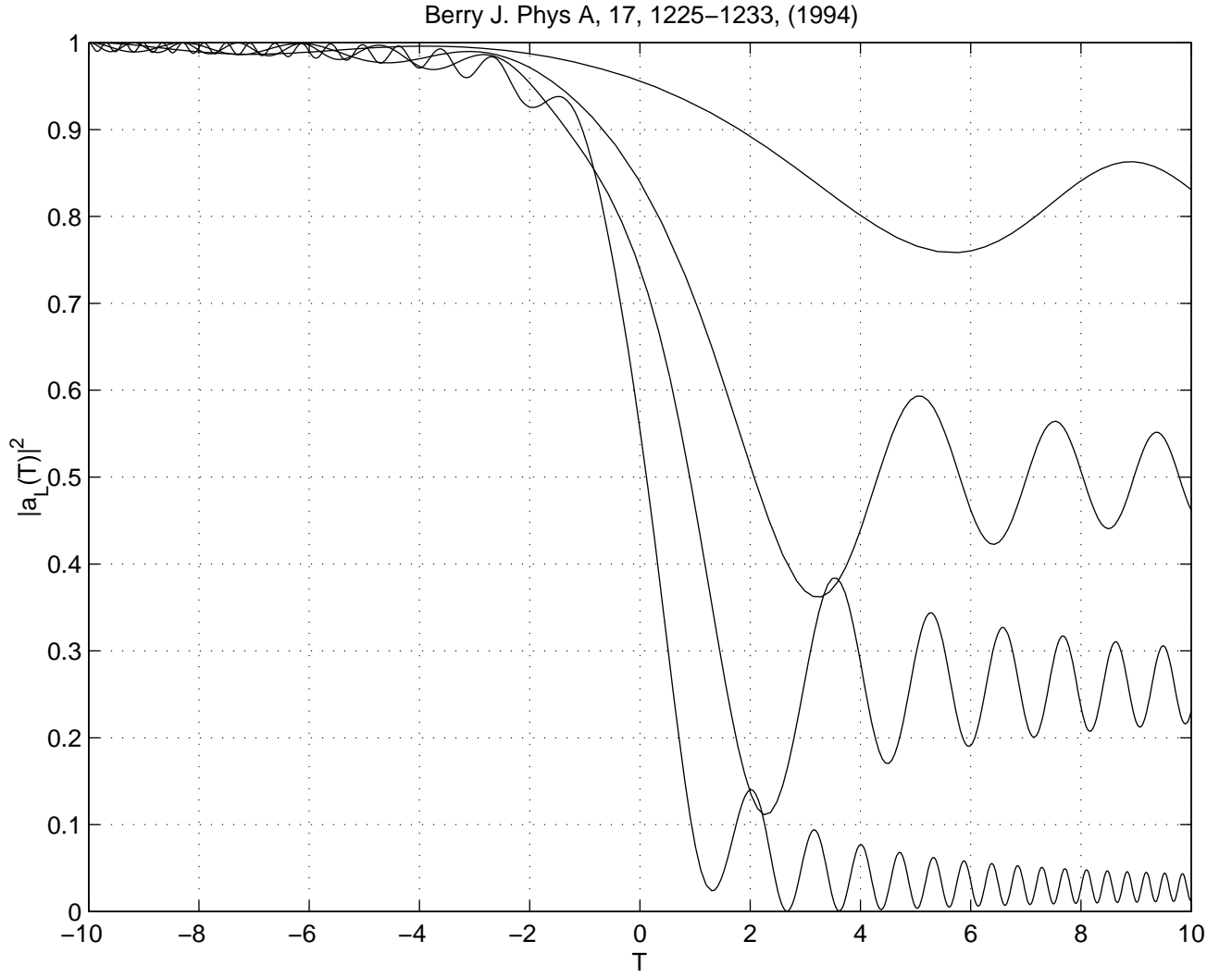


FIG. 2: Evolution from $t = -10$ of $|a_L(t)|^2$ to $t = 10$ for spins started with $a = (0; 0; 1)$ in the absence of spin-bath coupling (after Berry [25]). $|a_L(t)|^2$ increases as the curves go up the plot, taking values of 1; 2.5; 5; 15

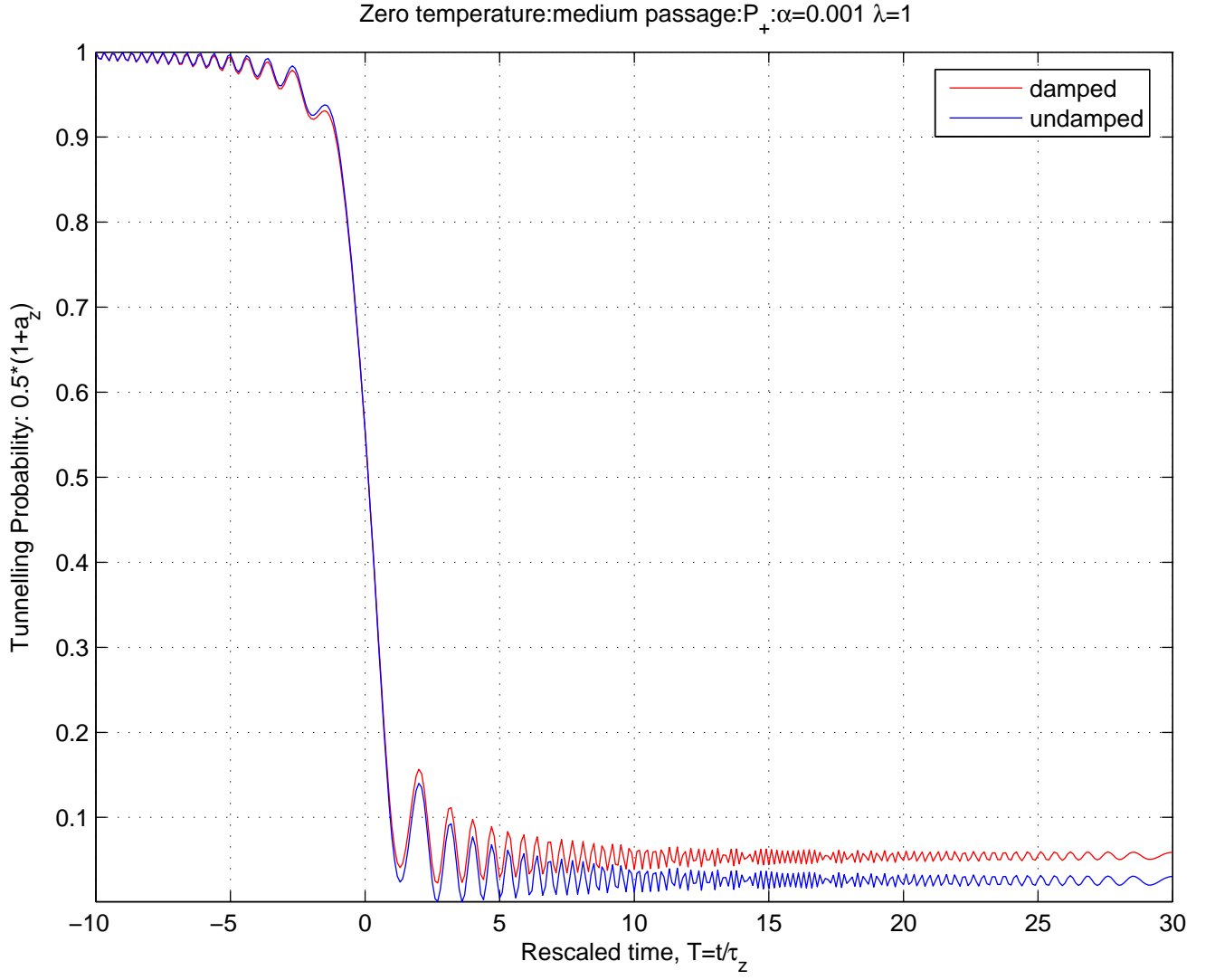


FIG. 3: The evolution of $(1/2)(1 + a_z)$ with time in medium passage case, $\lambda = 1$, comparing the uncoupled evolution (blue curve) with $\alpha = 0.001$ (red curve).

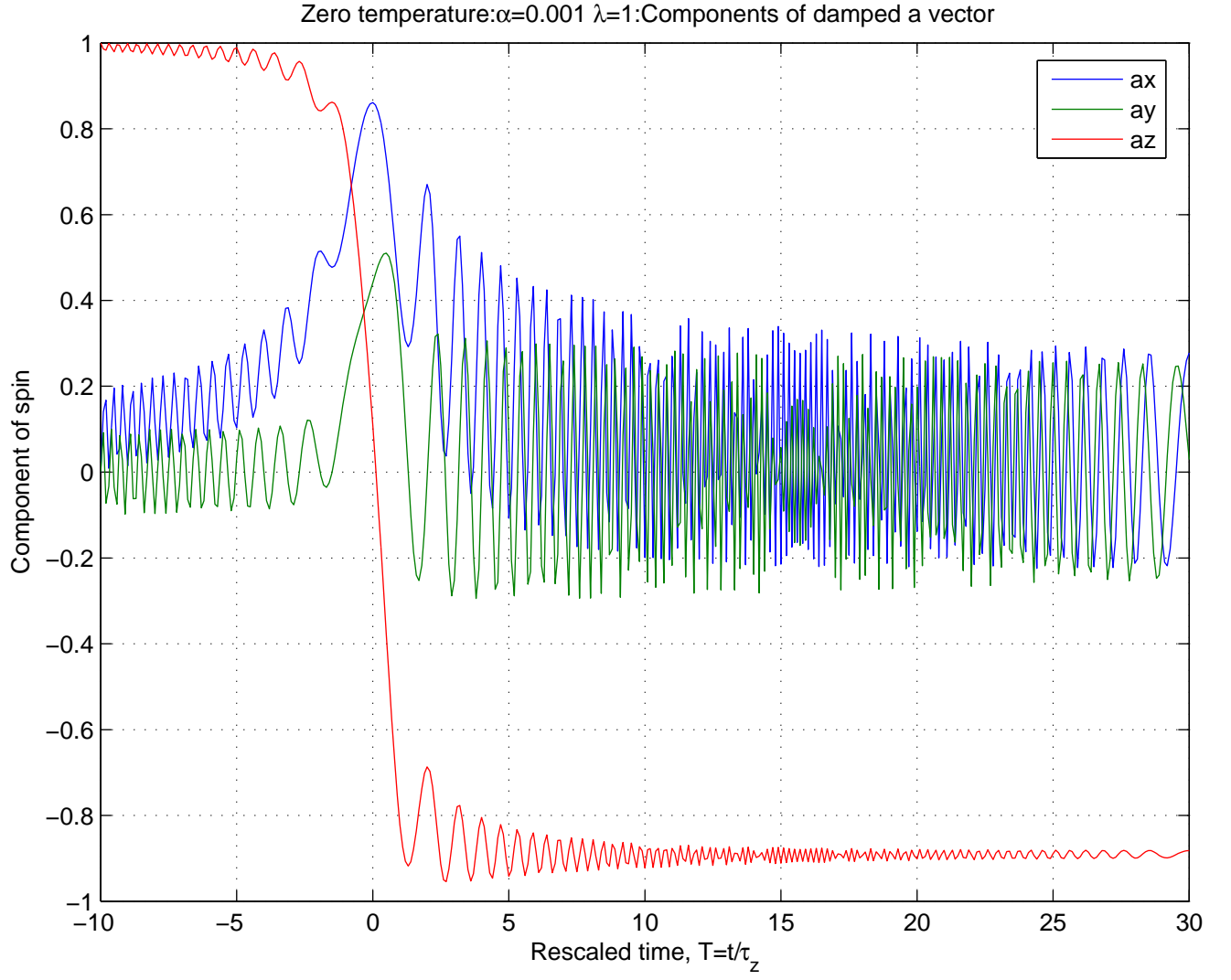


FIG . 4: Three components of spin for the same case as Figure 3 showing only the damped cases.

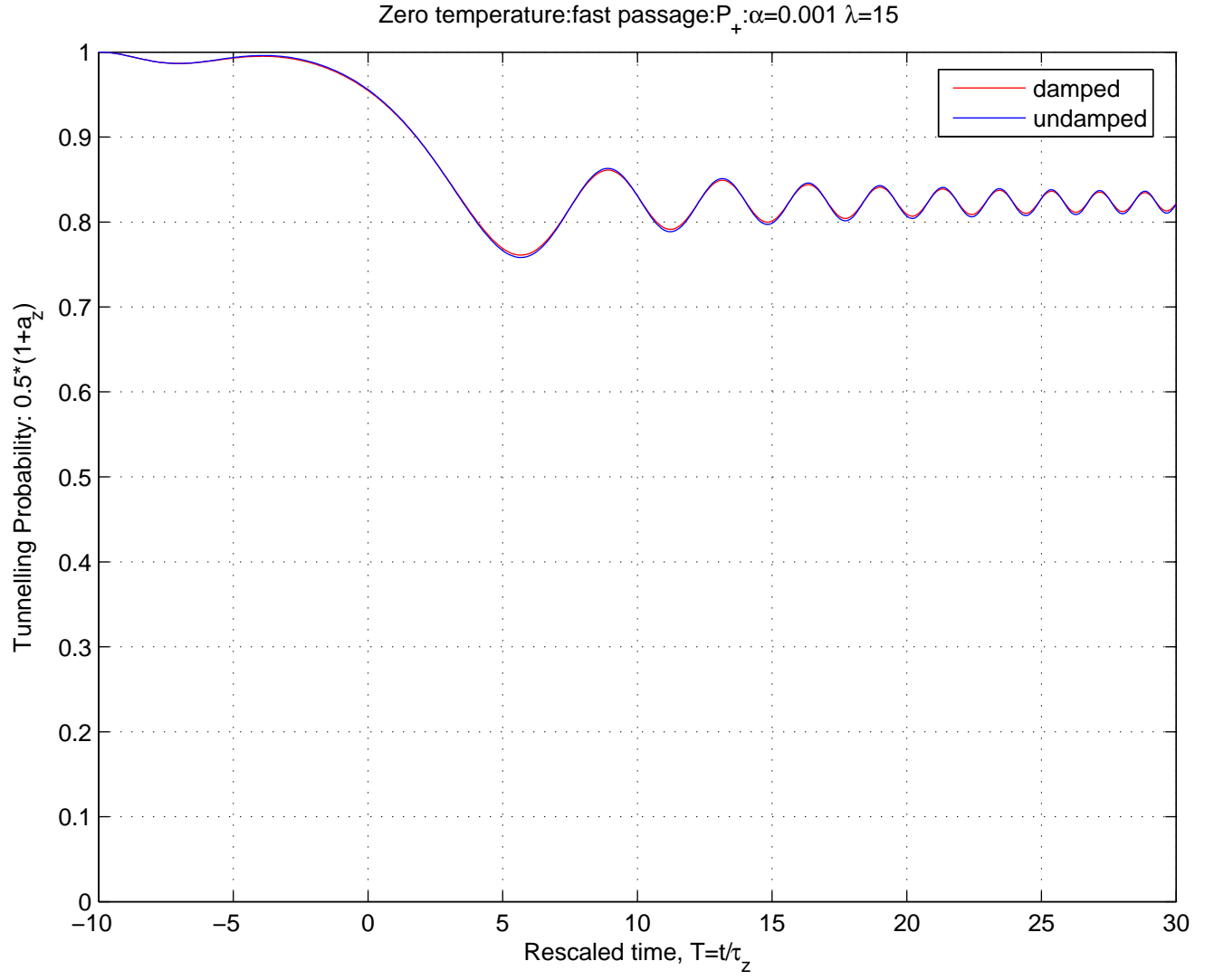


FIG . 5: As Figure 3 but for the fast passage case $\lambda = 15$.

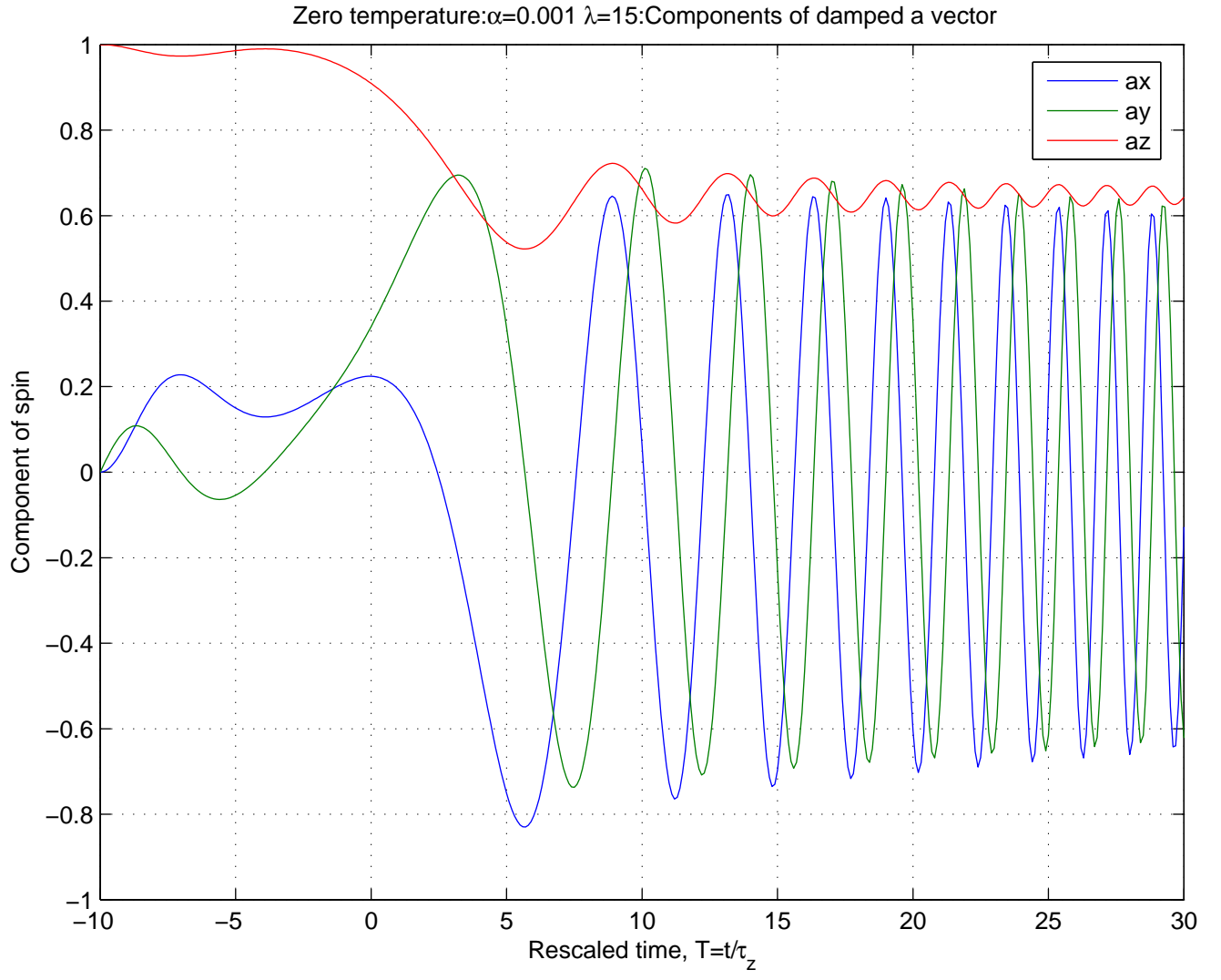


FIG. 6: As Figure 4 but for the fast passage case $\lambda = 15$.

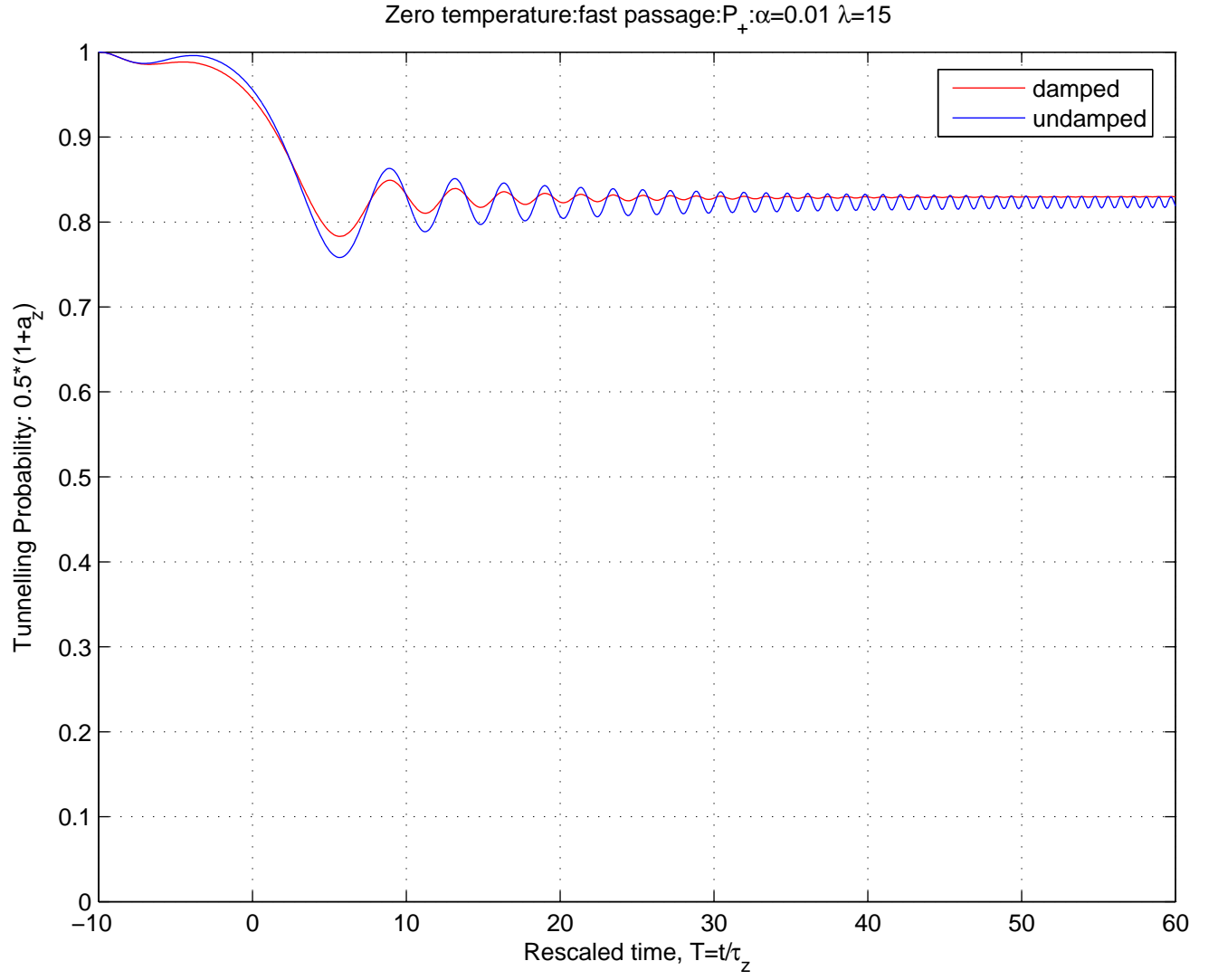


FIG. 7: As Figure 5 but for stronger coupling to the bath $\alpha = 0.01$. At this level of coupling the damping of quantum oscillations is very noticeable, although it does not alter the final tunnelling probability.

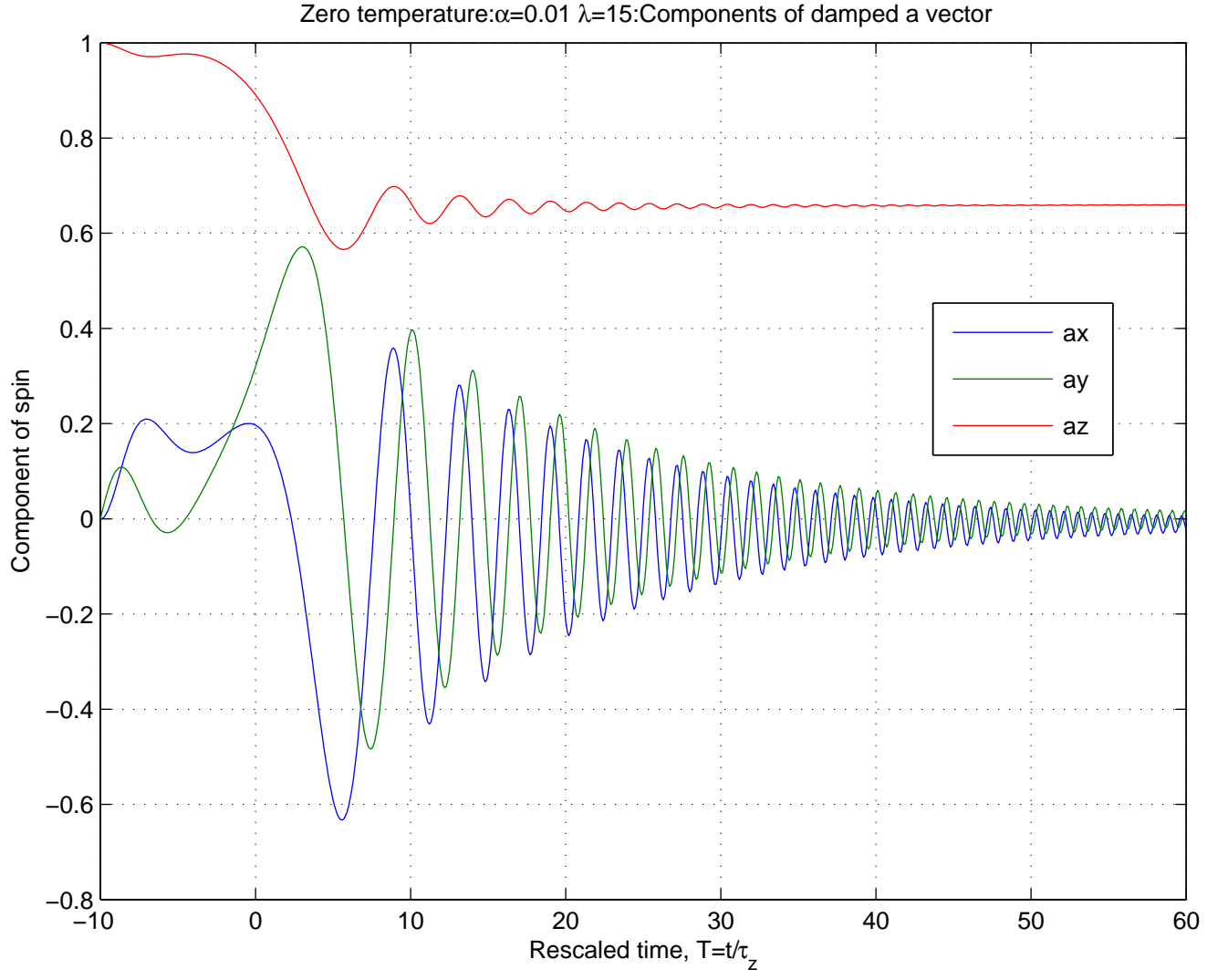


FIG . 8: As Figure 6 but for stronger coupling to the bath $\alpha = 0.01$.