

Temperature and Magnetic Field Enhanced Hall Slope of a Dilute 2D Hole System in the Ballistic Regime

X. P. A. Gao,^{1,*} G. S. Boebinger,² A. P. Mills Jr.,³ and A. P. Ramirez, L. N. Pfeiffer, and K. W. West⁴

¹*Los Alamos National Laboratory, Los Alamos, NM 87545*

²*National High Magnetic Field Laboratory, Florida State University, Tallahassee, FL 32312*

³*Physics Department, University of California, Riverside, CA 92507*

⁴*Bell Laboratories, Lucent Technologies, Murray Hill, NJ 07974*

(Dated: March 23, 2022)

We report the temperature(T) and perpendicular magnetic field(B) dependence of the Hall resistivity $\rho_{xy}(B)$ of dilute metallic two-dimensional(2D) holes in GaAs over a broad range of temperature(0.02-1.25K). The low B Hall coefficient, R_H , is found to be enhanced when T decreases. Strong magnetic fields further enhance the slope of $\rho_{xy}(B)$ at all temperatures studied. Coulomb interaction corrections of a Fermi liquid(FL) in the ballistic regime can not explain the enhancement of ρ_{xy} which occurs in the same regime as the anomalous metallic longitudinal conductivity. In particular, although the metallic conductivity in 2D systems has been attributed to electron interactions in a FL, these same interactions should reduce, *not enhance* the slope of $\rho_{xy}(B)$ as T decreases and/or B increases.

PACS numbers: 71.30.+h, 73.40.Kp, 73.63.Hs

The interplay between single particle localization and electron-electron interactions in disordered electronic systems has been under much investigation for two decades[1]. Due to disorder induced single particle localization, 2D non-interacting electron systems are predicted to be insulators at zero temperature in the presence of any disorder[1]. It was also widely accepted that adding electron interactions does not change this conclusion and, thus, there is no true metallic state in 2D at $T=0$. It came as a surprise when a 2D metallic state and metal-insulator transition(MIT) were observed in various high mobility low density 2D systems after the initial discovery of Kravchenko *et al.*[2]. The strong Coulomb interactions in these low density metallic systems revived interest in the role of Coulomb interactions in disordered 2D systems.

A comprehensive theoretical understanding of the Coulomb interaction effects on the 2D electron transport has emerged over the years[3, 4, 5, 6, 7]. For diffusive electrons at low T , Coulomb interactions are known to give a $\ln T$ conductivity correction $\delta\sigma(T)$, accompanying the similar $\ln T$ correction from single particle interference in the weakly disordered regime[3, 4]. Recently Zala, Narozhny and Aleiner(ZNA) pointed out that the logarithmic Altshuler-Aronov interaction correction to σ originates from coherent scattering of Friedel oscillations. They extended the calculation to intermediate temperatures where transport is ballistic($k_B T > \hbar/\tau$) instead of diffusive($k_B T < \hbar/\tau$)[7]. For high mobility samples exhibiting 2D metallic conduction, the elastic scattering time τ is large and the sample is usually in the ballistic regime. In this regime, ZNA showed that $\delta\sigma(T)$, the interaction correction, could be positive('metallic') or negative(insulating), depending on the FL parameter F_0^σ just as in the diffusive regime. The ZNA theory improves

the previous screening theory of Coulomb interactions at intermediate temperatures[5,6a,b], and predicts a linear T -dependent $\delta\sigma(T)$ controlled by F_0^σ .

The interaction correction theory of FL systems in the ballistic regime[7] was applied by various experimental groups to explain the zero magnetic field metallic conductivity[8, 9, 10, 11, 12, 13, 14]. In these analyses, negative F_0^σ 's were obtained from fitting the metallic $\sigma(T)$ to a linear function of T as predicted by the ZNA theory. In the FL theory, a negative(positive) F_0^σ corresponds to ferromagnetic(antiferromagnetic) spin exchange interaction. While various scattering mechanisms besides the interaction correction can contribute to the longitudinal conductivity, the T dependent Hall resistivity is a good probe for separating the Coulomb interaction effects[3, 15, 16, 17]. In this paper we present an analysis of the temperature dependent Hall resistivity together with the longitudinal conductivity of a metallic 2D hole system within the recent ballistic FL theory in both weak[7] and strong perpendicular magnetic field[18]. We found that for all the densities studied, the slope of $\rho_{xy}(B)$ is enhanced by a decreasing temperature and/or increasing magnetic field. When the $B=0$ metallic conductivity is used to fix the FL parameters, analysis shows that the enhanced slope of $\rho_{xy}(B)$ is qualitatively and quantitatively inconsistent with interaction corrections to Fermi liquid theory.

We performed the experiments on two dilute 2D hole systems in two 10nm wide GaAs quantum wells. The samples were made from the same wafer used in our previous study[19]. The hole density p was tuned by a gold backgate which is about $150\mu\text{m}$ underneath the quantum well. The two samples were measured in two different toploading Helium3-4 dilution refrigerators: sample A was mounted on the copper tail of the mixing cham-

ber of the refrigerator at UC-Riverside, while sample B was immersed in the liquid Helium3-4 mixture inside the mixing chamber of the refrigerator at LANL. The data collected from the two samples in the two refrigerators are consistent with each other even down to our lowest experimental temperature of 20mK. During the measurements, the voltage applied to the sample was always kept low (typically a few microvolts) such that the power delivered to the sample is less than a few fWatts/cm² to avoid overheating the holes.

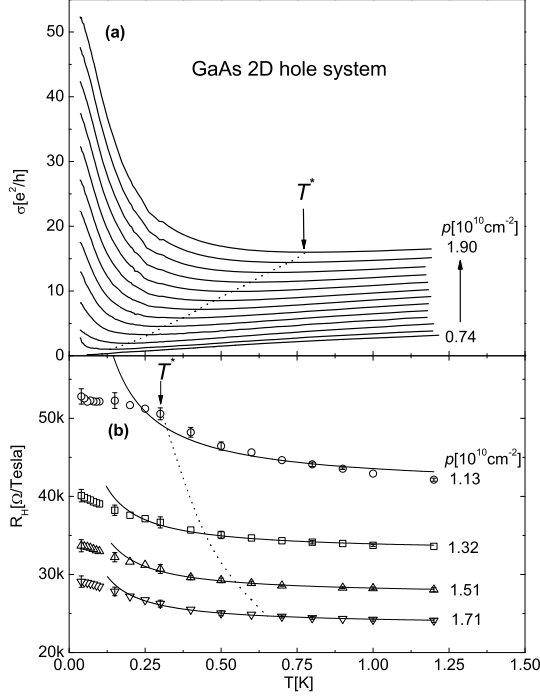


FIG. 1: (a) The $B=0$ temperature dependent conductivity $\sigma(T)$ of 2D holes with thirteen different densities in a 10nm wide GaAs quantum well (sample A). The hole density spans from $p=0.74$ to $1.9 \times 10^{10} \text{ cm}^{-2}$ with $0.965 \times 10^9 \text{ cm}^{-2}$ step from the bottom curve to the top curve. The MIT of this sample happens around $p_c \sim 0.78 \times 10^{10} \text{ cm}^{-2}$. (b) The temperature dependent Hall coefficients for four densities in (a). The black lines depict the functional behavior $\text{const.} + 1/T$. For $p > p_c$, a dotted line is plotted in both panels to indicate the temperature T^* where the sample turns metallic.

In Fig.1a, we present the temperature dependent conductivity $\sigma(T)$ of sample A for various hole densities ($p=0.74$ – $1.9 \times 10^{10} \text{ cm}^{-2}$) at $B=0$. The density is determined from the Shubnikov-de Haas (SdH) oscillations. For all the densities except $0.74 \times 10^{10} \text{ cm}^{-2}$, $\sigma(T)$ turns from insulating-like ($d\sigma(T)/dT > 0$) to metallic-like ($d\sigma(T)/dT < 0$) below a characteristic temperature T^* . The metallic $\sigma(T)$ for $p > p_c$ below T^* was recently attributed by some authors to the Coulomb interaction correction of a Fermi liquid with $F_0^\sigma < 0$ at in-

termediate temperatures according to the ZNA theory [8, 9, 10, 11, 12, 13, 14]. Theoretically, interaction effects will also give a correction to the Hall resistivity. In the low T diffusive limit, interactions have a correction $\delta R_H(T) \sim \ln T$ to R_H , the Hall coefficient (the slope of $\rho_{xy}(B)$ in small B) [3]. In the ballistic regime, $\delta R_H(T)$ is expected to change to a $1/T$ dependence [7]. Thus, depending on the value of F_0^σ , R_H will increase or decrease towards the Drude Hall coefficient as $R_H(T) \sim 1/T$ when T increases. Fig.1b presents the R_H vs. T data for four metallic densities in Fig.1a. R_H was obtained by linearly fitting $\rho_{xy}(B)$ between $-0.05T$ and $+0.05T$ perpendicular field. It can be seen that at temperatures above 0.1K the measured $R_H(T)$ may be described as a $\text{const.} + 1/T$ function (Fig.1b), although the fit fails at lower temperatures where the theory should apply best.

Now we quantitatively discuss the longitudinal transport together with the Hall resistivity within the interaction correction theory of FL, using a density ($p=1.65 \times 10^{10} \text{ cm}^{-2}$) in sample B as an example. Fig.2a presents $\sigma(T)$ at $B=0$. In the ballistic regime, the interaction correction to conductivity is [7]

$$\delta\sigma(T) = \sigma_D \left(1 + \frac{3F_0^\sigma}{1 + F_0^\sigma} \right) \frac{T}{T_F}. \quad (1)$$

Following the analyses of ref.[8, 9, 10, 11, 12, 13, 14], we also can fit the $B=0$ conductivity data for $0.1\text{K} < T < 0.2\text{K}$ to the linear dependence of Eq. 1, obtaining a Drude conductivity of $40 e^2/h$ and $F_0^\sigma = -0.6$. The hole mass was set to be $m^* = 0.38m_e$ in the fitting process, with m_e being the free electron mass. In Fig.2b, R_H vs T data are plotted together with the predicted $R_H(T)$ (the gray line) according to ZNA theory with $\sigma_D = 40 e^2/h$ and $F_0^\sigma = -0.6$. In the ZNA theory, the interaction correction to R_H is the summation of the corrections from the singlet(charge) channel and the triplet(spin) channel: $\delta R_H = \delta R_H^\rho + \delta R_H^\sigma$. The singlet channel correction δR_H^ρ and the triplet channel correction δR_H^σ are given as Eq.17, Eq.18 respectively in ref.5c.

The discrepancy between the data and theoretical expectation in the metallic regime of Fig.2 is obvious. In fact, for $F_0^\sigma = -0.6$, the theory predicts a nearly flat but decreasing R_H as temperature decreases in the experimental temperature range (20mK–1.2K). Note that the FL theory predicts the interaction correction to R_H to be very small in the ballistic regime for large σ_D , consistent with the Hall coefficient measurements for metallic 2D electrons in high mobility Silicon-metal-oxide-semiconductor field-effect transistors (Si-MOSFET's) [20, 21, 22].

It is important to know if the temperature enhanced R_H is actually related to a varying carrier density effect. A standard way to measure carrier density is the SdH oscillations in the longitudinal magneto-resistivity $\rho_{xx}(B)$. From the positions of the SdH minima/maxima

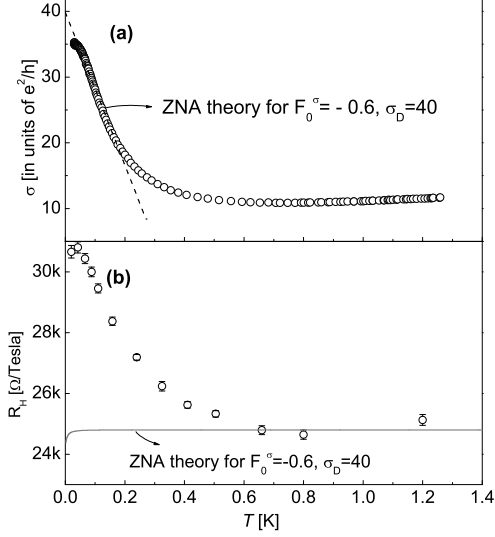


FIG. 2: (a) Conductivity $\sigma(T)$ for 2D holes with $p=1.65 \times 10^{10} \text{ cm}^{-2}$ in sample B. The dashed black line is the linear fit of the $B=0$ metallic $\sigma(T)$ according to the FL interaction correction theory of ZNA, which yields $F_0^\sigma = -0.6$ and Drude conductivity $\sigma_D = 40$. (b) Comparison of the $R_H(T)$ data for 2D holes in (a) with the theoretical expectation assuming the $B=0$ metallic conductivity is due to interaction correction of a FL. The gray line is the theoretical curve for $F_0^\sigma = -0.6$ and $\sigma_D = 40$.

one can extract the carrier density. At 20mK we could observe SdH oscillation in $\rho_{xx}(B)$ down to $\sim 0.06\text{T}$. Note that resolving SdH at low magnetic fields (high filling factors) is difficult for low density holes with large effective mass (and hence small cyclotron energy) because of the necessity to cool the holes to very low temperature. Fig. 3a shows the index number vs. $1/B$ for the positions of the SdH oscillations shown in the inset. We obtain the total hole density $p = 1.74 \times 10^{10} \text{ cm}^{-2}$ and the majority/minority spin subband densities $p_{+/-} = 1.15, 0.59 \times 10^{10} \text{ cm}^{-2}$, via linear fitting of the index number vs. $1/B$ following ref. [23, 24]. The analysis of SdH beating is consistent with a fixed (B -independent) density (with 30% net spin polarization at $B=0$) in the regime of SdH oscillations and quantum Hall plateaus [25]. However, the low-field ($\leq 0.05\text{T}$) slope of the Hall coefficient, $R_H(T)$, changes by more than 20% between 0.1 and 0.5K, temperatures sufficiently high that most SdH oscillations at high filling factors are no longer observable. Nevertheless, the positions of the SdH dips at $\nu=1, 2$ do not move with T , and hence strongly imply a fixed (T -independent) carrier density. The $T=20\text{mK}$ SdH oscillations and Hall resistivity $\rho_{xy}(B)$ are presented in Fig. 3b. The data are averaged from both positive and negative magnetic field measurements to remove the admixture between ρ_{xx} and ρ_{xy} . We

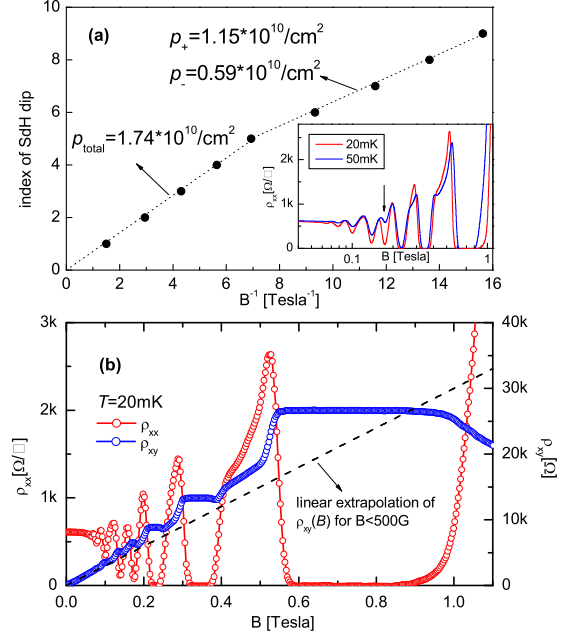


FIG. 3: (color online) (a) The index number i vs. $1/B$ of SdH dips for sample B in Fig. 2. Linear fitting i vs. $1/B$ in high B region yields a total hole density $p = 1.74 \times 10^{10} \text{ cm}^{-2}$. Linear fitting the low B part gives the densities for majority/minority spin subband $p_{+/-} = 1.15, 0.59 \times 10^{10} \text{ cm}^{-2}$. The inset shows the SdH oscillations at 20mK and 50mK, with an arrow marking the beating node around 0.15T. (b) Longitudinal resistivity ρ_{xx} and Hall resistivity ρ_{xy} at 20mK. The quantized Hall plateaus and SdH minima coincide, yielding a density that is $\sim 20\%$ smaller than deduced from the linear extrapolation (dashed line) of ρ_{xy} from low fields ($< 0.05\text{T}$).

see that the SdH dips and quantized Hall plateaus occur at the same magnetic fields. Note, however, that the extrapolation of the low B ($\leq 0.05\text{T}$) ρ_{xy} (dashed line) intersects the Hall plateaus at magnetic fields higher than the plateau centers, indicating that the low field R_H is smaller than that determined at high fields. While this 20% discrepancy could, in principle, be due to interaction corrections to R_H [3, 15, 16, 17], we have already shown that the $\sigma(T)$ and $R_H(T)$ data are not explained consistently within the interaction theory of FL.

While ZNA's theory is only applicable in the low field limit ($\omega_c \tau < 1$), Gornyi and Mirlin (GM) recently calculated the interaction correction to ρ_{xy} into the high magnetic field regime ($\omega_c \tau \gg 1$) with $\omega_c = eB/m^*$ being the cyclotron frequency [18]. We also investigated the behavior of $\rho_{xy}(B)$ in strong magnetic fields to further test the FL interaction correction theory for our sample. In GM's strong magnetic field theory, the interaction correction to ρ_{xy} is separated into two parts. One part is T -dependent but B -independent, and the other part is

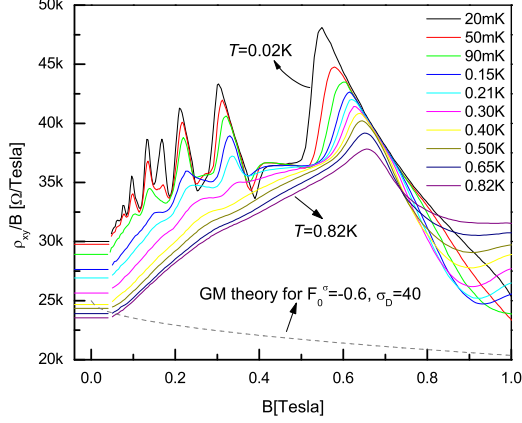


FIG. 4: (color online) ρ_{xy}/B , the slope of Hall resistivity vs. magnetic field. When B is strong ($\omega_c\tau \gg 1$), a \sqrt{B} dependent correction to ρ_{xy}/B is expected in the FL theory[18]. The dashed line is the theoretical curve for parameters $F_0^\sigma = -0.6$ and $\sigma_D = 40$ and a zero field value of $\rho_{xy}/B = 25\text{k}\Omega/\text{T}$.

B -dependent and T -independent. In Fig.4, we plot the Hall slope, ρ_{xy}/B vs. B at various temperatures. To remove the admixture of ρ_{xx} into ρ_{xy} , we antisymmetrized the ρ_{xy} data from both $B > 0$ and $B < 0$ measurements to obtain Fig.4. The low field ($B \leq 500\text{G}$) R_H data are also included. Fig.4 shows that the ρ_{xy}/B data indeed may be viewed as a T -independent magnetic field enhancement on the background of a B -independent temperature enhancement[26]. The interaction correction to ρ_{xy} at strong B is also quantitatively related to the FL parameter F_0^σ as in ZNA theory[18]. The T -dependent part of the ρ_{xy} correction in the ballistic regime and strong B is[18]

$$\frac{\delta\rho_{xy}^T}{\rho_{xy}} = -7.117 \frac{e^2/\hbar}{\sigma_D} \left(\frac{3F_0^\sigma}{F_0^\sigma + 1} + 1 \right) \left(\frac{k_B T}{\hbar/\tau} \right)^{1/2}. \quad (2)$$

In this high field regime, as in the low field regime, theory predicts a decreasing slope of the Hall resistivity with decreasing temperature. However, the opposite behaviour, i.e. enhancement of the Hall resistivity, is observed when T decreases. The B -dependent part of the GM correction to ρ_{xy} is[18]

$$\frac{\delta\rho_{xy}^B}{\rho_{xy}} \approx \frac{e^2/\hbar}{\sigma_D} \left(\frac{3F_0^\sigma}{F_0^\sigma + 1} + 1 \right) (\omega_c\tau)^{1/2}. \quad (3)$$

Fig.4 also includes the theoretical curve from Eq.3 for $F_0^\sigma = -0.6$, $\sigma_D = 40$ and $\rho_{xy}/B(B=0) = 25\text{k}\Omega/\text{T}$. One can see that $\delta\rho_{xy}^B/\rho_{xy}$ is expected to be negative for $F_0^\sigma = -0.6$ but the data show a positive increase as B increases.

Fig.4 also suggests that ρ_{xy}/B is enhanced with decreasing T at both weak and strong magnetic fields in

a similar fashion. It is reasonable to conclude that the T dependent ρ_{xy}/B originates from the same mechanism for both magnetic field regimes. Since our temperature dependent SdH shows that the enhanced ρ_{xy}/B at high B is not related to a temperature dependent density, we further conclude that the enhanced low magnetic field Hall coefficient is not due to a density effect. In conclusion, for both the low magnetic field (ZNA) and high magnetic field (GM) regimes our combined resistivity and Hall data are inconsistent with the electron interaction corrections interpretation in a Fermi liquid.

Finally, we briefly comment on the relevance between our data and several other FL-based models of the 2D metallic state, which do not invoke the FL parameters[6, 27]. For our sample in the metallic state, σ is enhanced as large as three times as T is reduced, a result perhaps consistent with the screening theory of Das Sarma and Hwang[6]; however, the behavior of R_H has not yet been theoretically discussed within the screening theory. Alternatively, the enhanced R_H at low T could be interpreted as a carrier freeze out[ref.6a] or trapping effect[27]; however, the field ($B > 0.06\text{T}$) and temperature independent density we observe in the SdH oscillations require these effects to disappear above 0.06T and make these interpretations seem highly unlikely.

The authors are pleased to thank I.L. Aleiner and A. Punnoose for valuable discussions. Work at UCR was supported by LANL-CARE program. The NHMFL is supported by the NSF and the State of Florida.

* Electronic address: xuangao@lanl.gov

- [1] P.A. Lee and T.V. Ramakrishnan, *Rev. Mod. Phys.* **57**, 287 (1985).
- [2] E. Abrahams, S.V. Kravchenko, and M.P. Sarachik, *Rev. Mod. Phys.* **73**, 251 (2001).
- [3] B.L. Altshuler and A.G. Aronov, in *Electron-Electron Interactions in Disordered Systems*, edited by A.L. Efros and M. Pollak (North-Holland, Amsterdam, 1985).
- [4] A.M. Finkelstein, *Sov. Phys. JETP* **57**, 97 (1983).
- [5] A. Gold and V. T. Dolgoplov, *Phys. Rev. B* **33**, 1076 (1986).
- [6] S. Das Sarma and E. H. Hwang, (a) *Phys. Rev. Lett.* **83**, 164 (1999); (b) *Phys. Rev. B* **61**, R7838 (2000); (c) *ibid*, **69**, 195305 (2004).
- [7] G. Zala, B.N. Narozhny, and I.L. Aleiner, (a) *Phys. Rev. B* **64**, 214204 (2001); (b) **65**, 020201(R) (2002); (c) **64**, 201201 (2001).
- [8] Y.Y. Proskuryakov *et al.*, *Phys. Rev. Lett.* **89**, 076406 (2002).
- [9] P.T. Coleridge, A.S. Sachrajda, and P. Zawadzki, *Phys. Rev. B* **65**, 125328 (2002).
- [10] Z.D. Kvon, O. Estibals, G.M. Gusev, and J.C. Portal, *Phys. Rev. B* **65**, R161304 (2002).
- [11] A.A. Shashkin, S.V. Kravchenko, V.T. Dolgoplov and T.M. Klapwijk, *Phys. Rev. B* **66**, 073303 (2002).
- [12] H. Noh *et al.*, *Phys. Rev. B* **68**, 165308 (2003).

- [13] V. M. Pudalov *et al.*, *Phys. Rev. Lett.* **91**, 126403 (2003).
- [14] S. A. Vitkalov, K. James, B. N. Narozhny, M. P. Sarachik, and T. M. Klapwijk, *Phys. Rev. B* **67**, 113310 (2003).
- [15] D.J. Bishop, D.C. Tsui and R.C. Dynes, *Phys. Rev. Lett.* **46**, 360 (1981).
- [16] M.J. Uren, R.A. Davies and M. Pepper, *J. Phys. C:Solid St. Phys.* **13**, L985 (1980).
- [17] C.J. Emeleus *et al.*, *Phys. Rev. B* **47**, 10016 (1993).
- [18] I.V. Gornyi and A.D. Mirlin, (a)*Phys. Rev. Lett.* **90**, 076801 (2003); (b)*Phys. Rev. B* **69**, 045313 (2004).
- [19] X. P.A. Gao, A.P. Mills, Jr., A.P. Ramirez, L.N. Pfeiffer, and K.W. West, *Phys. Rev. Lett.* **89**, 016801 (2002).
- [20] V.M. Pudalov, G. Brunthaler, A. Prinz, and G. Bauer *JETP Letters* **70**, 48 (1999).
- [21] M.P. Sarachik, D. Simonian, K.M. Mertes, S.V. Kravchenko, and T.M. Klapwijk, *Physica B* **280**, 301 (2000).
- [22] M. Khodas and A.M. Finkel'stein *Phys. Rev. B* **68**, 155114 (2003).
- [23] H.L. Stormer *et al.*, *Phys. Rev. Lett.* **51**, 126 (1983).
- [24] J. P. Eisenstein, H. L. Stormer, V. Narayanamurti, A. C. Gossard, and W. Wiegmann *Phys. Rev. Lett.* **53**, 2579 (1984).
- [25] We found that the $B=0$ spin splitting increases from 20% to 32% as the density decreases from 2.35 to $1.35 \times 10^{10} \text{ cm}^{-2}$ for sample B. Note that the inversion asymmetry related Rashba spin splitting should be negligible for our symmetrically doped quantum well with low hole density[24]. The $B=0$ spin splitting here is perhaps related to the strong ferromagnetic spin exchange interactions and ferromagnetic instability of 2D MIT in high r_s 2D systems (A. A. Shashkin, S. V. Kravchenko, V. T. Dolgoplov, and T. M. Klapwijk *Phys. Rev. Lett.* **87**, 086801 (2001)).
- [26] The oscillatory behavior of ρ_{xy}/B in Fig.4 at low temperature comes from the onset of quantum Hall effects.
- [27] B. L. Altshuler and D. L. Maslov, *Phys. Rev. Lett.* **82**, 145 (1999).