

# Effect of pressure on the superconducting transition temperature of doped and neutron-damaged $MgB_2$

S. L. Bud'ko, R. H. T. Wilke, M. Angst, and P. C. Canfield

Ames Laboratory US DOE and Department of Physics and Astronomy, Iowa State University, Ames, IA 50011

---

## Abstract

Measurements of the superconducting transition temperatures for Al-doped, C-doped and neutron-damaged-annealed  $MgB_2$  samples under pressure up to 8 kbar are presented. The  $dT_c/dP$  values change systematically with the decrease of the ambient pressure  $T_c$  in a regular fashion. The evolution of the pressure derivatives can be understood assuming that the change in phonon spectrum is a dominant contribution to  $dT_c/dP$ .

Key words: superconductors, high pressure,  $MgB_2$ , doping

PACS: 74.62.Fj, 74.62.Dh, 74.70.Ad

---

The recently discovered [1] superconductivity, with a superconducting transition temperature,  $T_c \approx 40$  K, in the simple binary intermetallic compound,  $MgB_2$ , attracted a lot of attention to this material. Over the past few years a great deal of knowledge (phonon-mediated mechanism of superconductivity, high, temperature-dependent anisotropy of the upper critical field, two-gap nature of the superconducting state, etc.) was obtained about the pure  $MgB_2$  samples (see e.g. [2-5] for reviews). One of the approaches frequently used in attempts to understand the mechanism of superconductivity in a particular material and, when possible, to improve its superconducting properties, is to study material's response to a small perturbation, like chemical substitution and/or pressure/strain. Both substitution and pressure effects on  $T_c$  of magnesium diboride were studied for a few years by a number of groups. Apparently the substitutional chemistry of  $MgB_2$  is very limited, with only carbon (replacing boron) and aluminum (replacing magnesium) being unambiguous dopants [6]. Pressure studies were performed so far only on nominally pure  $MgB_2$  (including samples with isotopically enriched  $^{10}B$  and  $^{11}B$ ), but even for this case a substantial spread of the  $T_c$  values at ambient pressure

( 35 K to 40.5 K ) (a spread which reveals that some of the samples were heavily defected and/or unintentionally doped, during the synthesis), as well as different pressure media used, still caused some discussion as to the exact, intrinsic, pressure derivative ( $dT_c/dP$ ) value and the origin of the observed differences (see e.g. [7,8]).

In this work we extend the available pressure data to samples for which  $T_c$  is intentionally and significantly suppressed by different means in an attempt to have a broader picture of the physical properties of magnesium diboride.

Several types of samples were used for this study. The pure  $MgB_2$  sample was in the form of wire elements, similar to those described in [9]. Carbon-doped samples,  $Mg(B_{1-x}C_x)_2$  were: wire elements synthesized in the manner described in [10] from the elements on which boron and carbon were co-deposited by a chemical vapor deposition process [11] (for carbon levels up to 3.8% C); bulk  $Mg(B_{0.9}C_{0.1})_2$  synthesized from  $B_4C$  and elemental magnesium as described in [12], and bulk  $Mg(B_{0.925}C_{0.075})_2$  synthesized from  $B_4C$ , boron and magnesium by two-step vapor diffusion and solid-state reaction [13]. The carbon content in the elements as well as in the latter bulk sample was estimated based on the shift of the  $a$  lattice parameter following the procedure described in [10] based on the results of [14]. The bulk aluminum-doped sample, with a nominal chemical formula  $Mg_{0.8}Al_{0.2}B_2$ , was synthesized from elemental magnesium, aluminum and boron by two-step vapor diffusion and solid-state reaction [15]. Ambient pressure superconducting transition temperatures for all samples were consistent with the published data for the respective materials. Another group of the samples used for this study consisted of neutron-irradiated (fluence of  $10^{19}$  n/cm<sup>2</sup>) and annealed  $MgB_2$  elements. The damaged elements were annealed for 24 hours at different temperatures and had superconducting transitions between 8 K and 30 K [16]. The choice of the samples for this work offers (i) very broad range of the ambient pressure  $T_c$  values, from 8 K to 40 K; (ii) possibility to reach similar transition temperatures by different means (e.g.  $T_c \approx 22-23$  K at ambient pressure was obtained by carbon doping in  $Mg(B_{0.9}C_{0.1})_2$ , by aluminum doping in  $Mg_{0.8}Al_{0.2}B_2$ , and by annealing the neutron-damaged elements at 300C for 24 hours).

The piston-cylinder clamp-type pressure cell used in this work was designed to fit a commercial Quantum Design MPMS-5 SQUID magnetometer. It was made out of non-magnetic Ni-C alloy MP35N (see [17] for a discussion of the use of the MP35N alloy for pressure cells). The dimensions of the body of the cell were 8.3 mm O.D., 4 mm I.D., 150 mm length. Pressure was generated in a teon capsule filled with approximately 50:50 mixture of n-pentane and mineral oil [18]. The shift in the superconducting transition temperature of 6N purity Pb was used to determine pressure at low temperatures [19] (below 75 K change of pressure caused by differences in the thermal expansion of

the pressure cell and the pressure media is insignificant [20]). The design of the cell allows for the routine establishment of pressures in excess of 8 kbar at low temperatures. DC magnetization measurements were performed in an applied field of 50 Oe in a zero-field-cooled warming protocol. The measurements were performed in such a mode that temperature was nominally stable at each data point measurement; to reduce possible gradients the average warming rate did not exceed 0.05 K/min. To save on the total measurements time as well as to have an additional caliper for the differences in the pressure responses for the different samples, the lead pressure gauge and two samples (chosen in such a way that their  $T_c$  values were well separated from each other) were usually measured simultaneously (Fig. 1). An onset criterion was used to determine the superconducting transition temperatures (Fig. 1, inset). There was no appreciable broadening of the transitions under pressure.

Changes in the superconducting transition temperatures under pressure for all of the samples used in this study are shown in Fig. 2 (a). In the pressure range ( $P < 9$  kbar) discussed here  $T_c$  values for all samples decrease with pressure in a linear fashion without any apparent anomalies. The pressure derivatives,  $dT_c/dP$  as well as  $d \ln T_c/dP$  are shown in Fig. 3. For pure  $MgB_2$  our value of  $dT_c/dP = -0.117 \pm 0.003$  K/kbar is very close to the accepted values for pure material under hydrostatic pressure [8]. Both, for carbon-doped and for neutron-damaged-annealed samples the absolute pressure derivative,  $dT_c/dP$ , is lower (to a different extent for two aforementioned groups of samples) in the absolute value for the samples that have lower ambient pressure transition temperature,  $T_{c0}$ . This trend is opposite to the one reported in [7], where 37 K sample had 2 times higher  $|dT_c/dP|$  than the "standard" 39 K sample. The relative pressure derivative,  $d \ln T_c/dP = 1/T_{c0} \cdot dT_c/dP$  increases in the absolute value for samples with lower  $T_{c0}$  and, for neutron-damaged-annealed samples with  $T_c \sim 23$  K levels to  $-0.0043$  kbar<sup>-1</sup>. There seems to be a resolvable quantitative difference in pressure response for the  $MgB_2$  samples modified by carbon-doping, neutron damage and aluminum-doping (Fig. 3). The simplest way to see this difference is to compare the samples with similar values of  $T_{c0}$ . Within the set of materials studied, three samples,  $Mg(B_{0.9}C_{0.1})_2$  ( $T_{c0} = 21.6$  K),  $Mg_{0.8}Al_{0.2}B_2$  ( $T_{c0} = 23.0$  K) and neutron-damaged lamellae annealed at 300 °C for 24 hours ( $T_{c0} = 22.8$  K), have significantly depressed, yet similar, superconducting transition temperature (to  $\sim 1/2 T_{c0}$  of pure  $MgB_2$ ). The pressure derivatives  $dT_c/dP$  are  $-0.071 \pm 0.005$ ,  $-0.118 \pm 0.005$ , and  $-0.101 \pm 0.006$  K/kbar respectively (Fig. 2 (b)), up to factor of 1.5 different. This simple comparison shows that  $T_{c0}$  is not the sole factor that determines  $dT_c/dP$  of modified  $MgB_2$  superconductors.

Band structure calculations for pure and doped  $MgB_2$  (see [21-23] and references therein for a review) have proposed several parameters affecting the value of  $T_c$  in these materials: density of states at the Fermi level ( $DOS$ ); frequency of the salient phonon mode ( $E_{2g}$ ) and the anharmonicity of the phonon

spectra. Initially, let us assume that the (anisotropic) compressibilities of the samples used in this study are very close to that for pure  $\text{MgB}_2$ . Within the rigid band approximation, the  $\text{Mg}(\text{B}_{0.9}\text{C}_{0.1})_2$  and  $\text{Mg}_{0.8}\text{Al}_{0.2}\text{B}_2$  samples will have the same shift of the Fermi level caused by doping, so the contribution from the change in the DOS to the  $dT_c/dP$  is expected to be the same for both compounds. The position and width of the  $E_{2g}$  mode as seen in Raman spectra (see e.g. [24,25]) change somewhat differently with carbon and aluminum doping, that allows us to infer that the difference in phonon spectra and in anharmonicity of the relevant mode is a likely source of the different  $dT_c/dP$  values. This conclusion fits well within the general view [8,26,27] that the electron-phonon interaction rather than the change in the density of states determines pressure derivative of  $T_c$  in  $\text{MgB}_2$ . Furthermore, one can also make a very loose, qualitative, argument that since the  $E_{2g}$  mode is associated with boron vibrations and Al-doping (affecting primarily the Mg-sheet), neutron damage (affecting supposedly both sheets) and C-doping (mainly affecting B-sheet) have an increasing effect on boron-layer, the pressure derivatives  $dT_c/dP$  should be closer to that for pure  $\text{MgB}_2$  in the case of Al-doping and further from the  $\text{MgB}_2$  value in the case of C-doping, the progression observed in the experiment. To address the validity of these simple arguments, Raman measurements under pressure for the three different 22-23 K samples as well as detailed band structure calculations of the pressure response of  $T_c$  to doping are desirable.

In summary, the pressure derivatives of the superconducting transition temperatures of Al-doped, C-doped and neutron-damaged-annealed  $\text{MgB}_2$  samples were measured up to 8 kbar. For all samples the pressure derivative remains negative. For C-doped and neutron-damaged-annealed samples  $dT_c/dP$  decreases in absolute value for samples with smaller ambient pressure  $T_{c0}$  values. Differences in  $dT_c/dP$  for differently modified samples with similar  $T_0$  values can be qualitatively understood by different levels of effect of impurities/damage on boron layers and therefore on details of the phonon spectra.

Acknowledgments: SLB and PCC thank Scott Hannahs for suggesting MP35N as a possible cell material. We appreciate help of John Farmer in neutron-irradiation of the samples. Ames Laboratory is operated for the U.S. Department of Energy by Iowa State University under Contract No. W-7405-Eng-82. This work was supported by the Director for Energy Research, Office of Basic Energy Sciences.

## References

- [1] J. Nagamatsu, N. Nakagawa, T. Muranaka, Y. Zenitani, and J. Akimitsu, Nature 410 (2001) 63.

- [2] C. Buzea, and T. Yamashita, *Supercond. Sci. Technol.* 14 (2001) R115.
- [3] *Studies of High Temperature Superconductors v. 38 (Superconducting Magnesium Diboride)*, Ed. A. Narlikar, (Nova Science Publishers, Inc., Commack, NY) (2002).
- [4] *Superconductivity in  $MgB_2$ : Electrons, Phonons and Vortices*, Review Issue, Eds. W. Kwok, G. Crabtree, S.L. Budko, and P.C. Canfield, *Physica C* 385 (1-2) (2003).
- [5] Paul C. Canfield, and George W. Crabtree, *Physics Today* 56 (3) (2003) 34.
- [6] R.J. Cava, H.W. Zandbergen, and K. Inumaru, *Physica C* 385 (2003) 8.
- [7] B. Lorenz, Y.Y. Xue, R.L. Meng, and C.W. Chu, in: *New Trends in Superconductivity* Eds. J.F. Annett and S. Kuchnir, NATO Science Series, v. II/67, (Kluwer Academic Publishers, Dordrecht/Boston/London) (2002).
- [8] S. Deemyad, T. Tomita, J.J. Hamlin, B.R. Beckett, J.S. Schilling, J.D. Jorgensen, S. Lee, and S. Tajima, *Physica C* 385 (2003) 105.
- [9] P.C. Canfield, D.K. Finnemore, S.L. Bud'ko, J.E. Ostronsky, G. Lapertot, C.E. Cunningham, and C. Petrovic, *Phys. Rev. Lett.* 86 (2001) 2423.
- [10] R.H.T. Wilke, S.L. Bud'ko, P.C. Canfield, D.K. Finnemore, R.J. Suplinskas, and S.T. Hannahs, *Phys. Rev. Lett.* 92 (2004) 217003.
- [11] R.J. Suplinskas, J.V. Marzik, in: *Handbook of Reinforcements for Plastics*, Eds. J.V. Milewski and H.S. Katz (Van Nostrand Reinhold, New York) (1987).
- [12] R.A. Ribeiro, S.L. Bud'ko, C. Petrovic, and P.C. Canfield, *Physica C* 384 (2003) 227.
- [13] R.H.T. Wilke, et al., unpublished.
- [14] M. Avdeev, J.D. Jorgensen, R.A. Ribeiro, S.L. Bud'ko, and P.C. Canfield, *Physica C* 387 (2003) 301.
- [15] M. Angst, S.L. Bud'ko, R.H.T. Wilke, and P.C. Canfield, *cond-mat/0410722*.
- [16] R.H.T. Wilke, et al., unpublished.
- [17] I.R. Walker, *Rev. Sci. Instr.* 70 (1999) 3402.
- [18] S.L. Bud'ko, A.N. Voronovskii, A.G. Gapotchenko, and E.S. Itskevich, *Zh. Eksper. Teor. Fiz.* 86 (1984) 778 (*Sov. Phys. JETP* 59 (1984) 454).
- [19] A. Eiling, and J.S. Schilling, *J. Phys. F: Metal Phys.* 11 (1981) 623.
- [20] J.D. Thompson, *Rev. Sci. Instr.* 55 (1984) 231.
- [21] I.I. Mazin, and V.A. Antropov, *Physica C* 385 (2003) 49.
- [22] H.J. Choi, M.L. Cohen, and S.G. Louie, *Physica C* 385 (2003) 66.

- [23] A. L. Ivanovskii, *Fiz. Tverd. Tela* 45 (2003) 1742 [English translation: *Phys. Solid State* 45 (2003) 1829].
- [24] J. Q. Li, L. Li, F. M. Liu, C. Dong, J. Y. Xiang, and Z. X. Zhao, *Phys. Rev. B* 65 (2002) 132505.
- [25] T. Masui, S. Lee, and S. Tajima, *Phys. Rev. B* 70 (2004) 024504.
- [26] A. F. Goncharov, and V. V. Struzhkin, *Physica C* 385 (2003) 117.
- [27] X. J. Chen, H. Zhang, and H. U. Habermann, *Phys. Rev. B* 65 (2002) 144515.

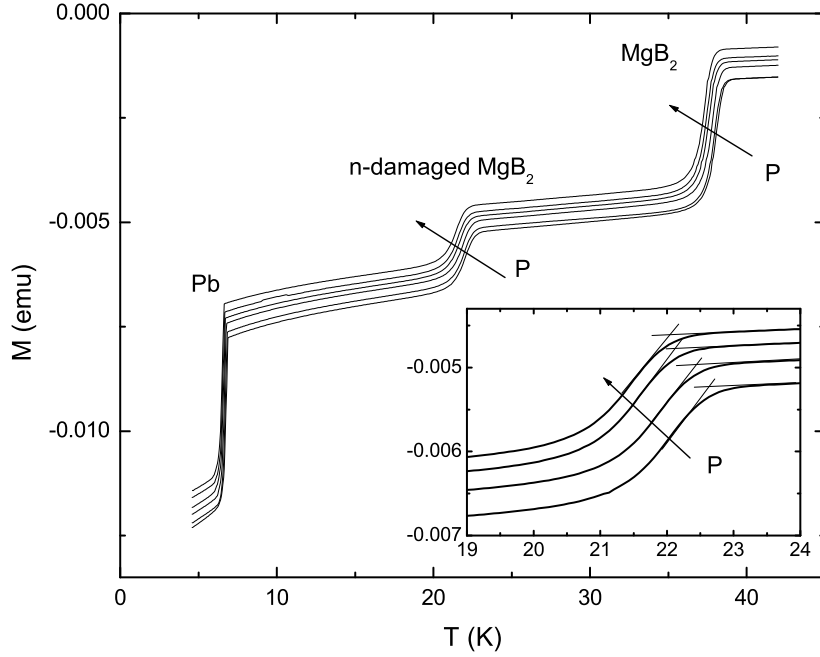


Fig. 1. Representative magnetization curves for one of the experiments. The pressure cell load for this experiment was: Pb (pressure gauge), neutron-damaged  $\text{MgB}_2$  samples annealed at 300 C for 24 hours and pure, undamaged  $\text{MgB}_2$  samples. Pressure values for the different curves are: 1.2, 2.3, 4.0, 5.6, 6.7, 8.1 kbar (arrows indicate the direction of pressure increase). Inset: enlarged part of a subset of the curves corresponding to superconducting transition in the neutron damaged and annealed sample. Pressure values are 1.2, 4.0, 6.7 and 8.1 kbar (P increases in the direction of the arrow). The  $T_c$  criterion (onset) is shown by the intercept of the straight lines for each curve.

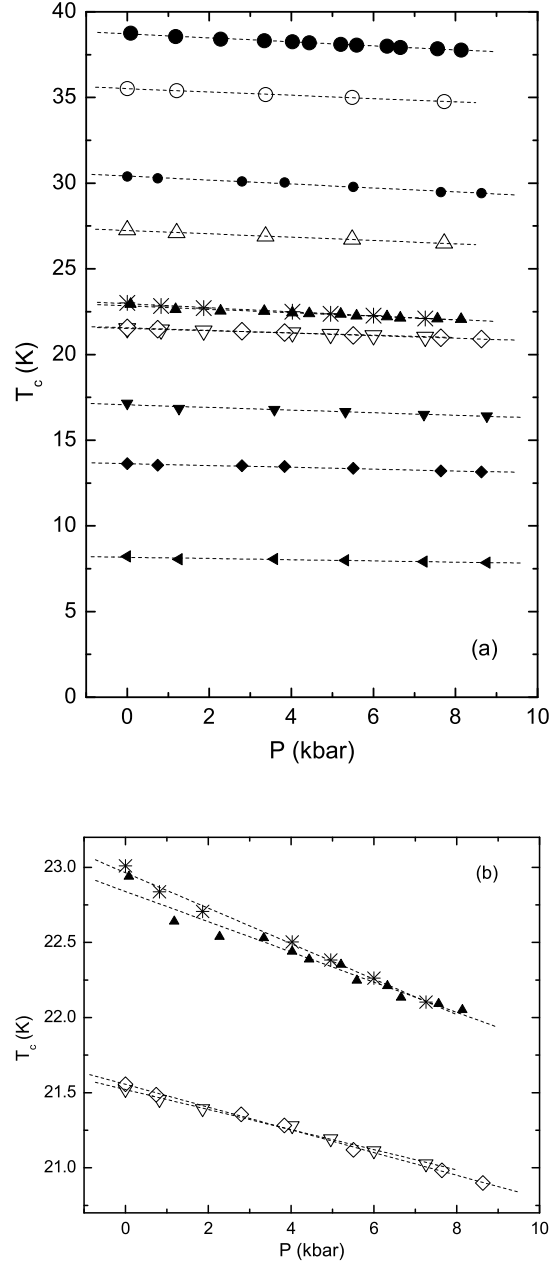


Fig. 2. (a) Pressure-dependent superconducting transition temperatures for the samples used in this work: pure  $\text{MgB}_2$  (large filled circles);  $\text{Mg}_{0.8}\text{Al}_{0.2}\text{B}_2$  (asterisks); carbon-doped  $\text{MgB}_2$  (open symbols: circles - 3.8% C, up-triangles - 7.5% C, down-triangles and diamonds - two different batches of 10% C); neutron-damaged and annealed for 24 hours  $\text{MgB}_2$  (small filled symbols: circles - 400 °C, up-triangles - 300 °C, down-triangles - 250 °C, diamonds - 200 °C, left-triangles - 150 °C). Dashed lines - linear fits. (b) Enlarged part of the graph with the data for  $\text{Mg}_{0.8}\text{Al}_{0.2}\text{B}_2$ , neutron-damaged and annealed at 300 °C, and  $\text{Mg}(\text{B}_{0.9}\text{C}_{0.1})_2$  samples.



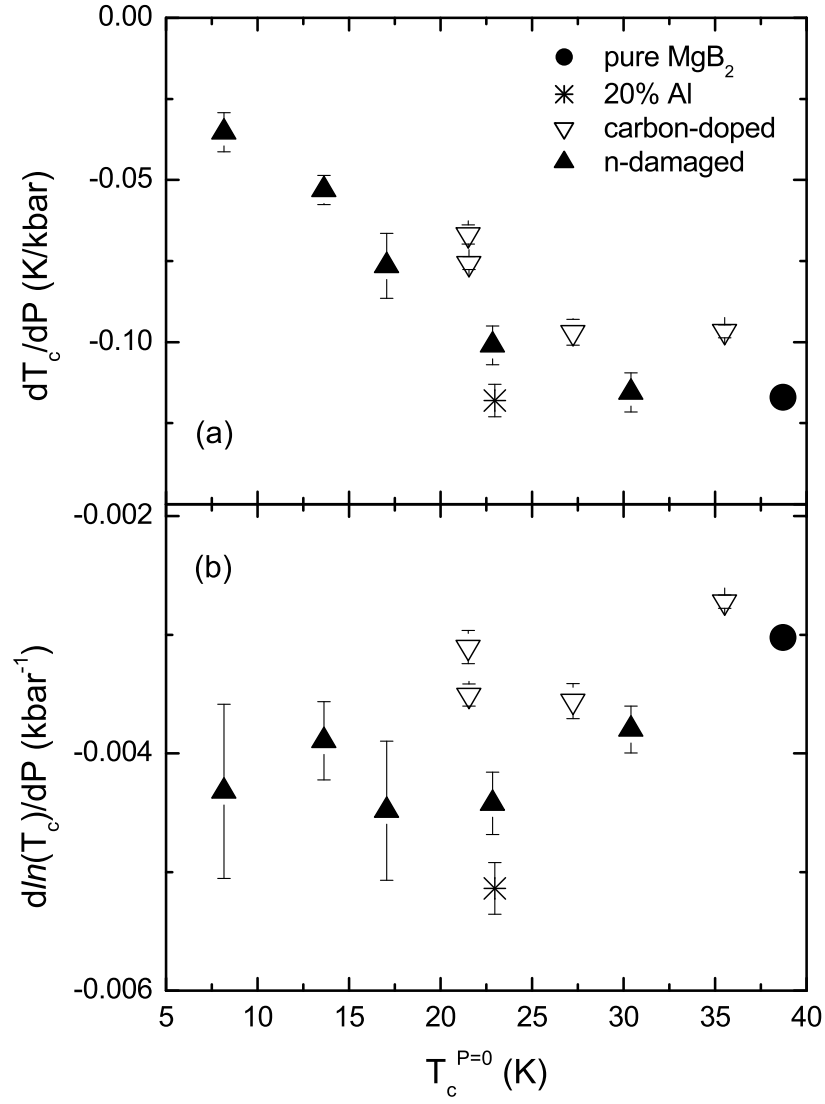


Fig. 3. Pressure derivatives,  $dT_c/dP$  (panel (a)) and  $d \ln T_c/dP$  (panel (b)), as a function of the ambient-pressure  $T_c$ . Symbols: filled circle – pure  $\text{MgB}_2$ , asterisk –  $\text{Mg}_{0.8}\text{Al}_{0.2}\text{B}_2$ , open down-triangles – carbon doped samples, filled up-triangles – neutron-damaged and subsequently annealed samples.