

# Quasi-particle spin susceptibility in heavy-fermion superconductors : An NMR study compared with specific heat results

Hideki Tou

Department of Quantum Matter, AdSM, Hiroshima University, Higashi-Hiroshima, 739-8530, Japan

Kenji Ishida<sup>y</sup>

Department of Physics, Graduate School of Science, Kyoto University, Kyoto, 606-8502, Japan

Yoshio Kitaoka<sup>z</sup>

Department of Materials Science and Technology, Graduate School of Engineering Science, Osaka University, Toyonaka, Osaka 560-8531, Japan

(Dated: March 22, 2024)

Quasi-particle spin susceptibility ( $\chi^{\text{sp}}$ ) for various heavy-fermion (HF) superconductors are discussed on the basis of the experimental results of NMR Knight shift ( $K$ ), NMR relaxation rate ( $1/T_1$ ), and electronic specific heat ( $\gamma_{\text{el}}$ ) within the framework of the Fermi liquid model for a Kramers doublet crystal electric field (CEF) ground state.  $\chi^{\text{sp}}$  is calculated from the enhanced Sommerfeld coefficient  $\gamma_{\text{el}}$  and  $1/T_1$  from the quasi-particle Korringa relation  $T_1 T (K T_1)^2 = \text{const}$ : via the relation of  $1/T_1 = (N_A \mu_B / A_{\text{hf}}) K T_1$  where  $A_{\text{hf}}$  is the hyperfine coupling constant,  $N_A$  the Abogadoro's number and  $\mu_B$  the Bohr magneton. For the even-parity (spin-singlet) superconductors  $\text{CeCu}_2\text{Si}_2$ ,  $\text{CeCoIn}_5$  and  $\text{UPd}_2\text{Al}_3$ , the fractional decrease in the Knight shift,  $K^{\text{obs}} = K^{\text{obs}}(T_c) - K^{\text{obs}}(T \rightarrow 0)$ , below the superconducting transition temperature ( $T_c$ ) is due to the decrease of the spin susceptibility of heavy quasi-particle estimated consistently from  $\chi^{\text{sp}}$  and  $1/T_1$ . This result allows us to conclude that the heavy quasi-particles form the spin-singlet Cooper pairs in  $\text{CeCu}_2\text{Si}_2$ ,  $\text{CeCoIn}_5$  and  $\text{UPd}_2\text{Al}_3$ . On the other hand, no reduction in the Knight shift is observed in  $\text{UPt}_3$  and  $\text{UNi}_2\text{Al}_3$ , nevertheless the estimated values of  $\chi^{\text{sp}}$  and  $1/T_1$  are large enough to be probed experimentally. The odd-parity superconductivity is therefore concluded in these compounds. The NMR Knight shift result provides a convincing way to classify the HF superconductors into either even- or odd-parity pairing.

PACS numbers: PACS Number: 71.28.+a, 74.70.Tx, 75.40.Cx, 76.60.-k

## I. INTRODUCTION

Extensive experimental and theoretical works for heavy-fermion (HF) systems have uncovered characteristic feature that a localized  $f$  state at high temperatures crosses over to a delocalized HF one at low temperatures through the hybridization with conduction electrons. This occurs below a so-called coherent Kondo temperature  $T_K$ , being compatible with a renormalized heavy quasi-particle bandwidth, leading to rich emergent phenomena such as either even- or odd-parity unconventional HF superconductivity (SC), anomalous magnetic or multiple ordering, etc. It has been concluded that most physical quantities are described in terms of the Fermi-liquid theory,<sup>1</sup> e.g. revealing the enhanced Pauli magnetic susceptibility ( $\chi(T) \propto (0)$ ), the temperature ( $T$ )-linear coefficient in specific heat ( $C = \gamma_{\text{el}} T$ ) where  $\gamma_{\text{el}}$  is the enhanced Sommerfeld coefficient, the  $T$ -square behavior in resistivity ( $\rho = \rho_0 + AT^2$ ), etc.

As listed in Table I, the HF SC has been found in cerium (Ce) and uranium (U) based HF compounds, such as  $\text{CeCu}_2\text{Si}_2$ ,<sup>2</sup>  $\text{CeIrIn}_5$ ,<sup>3</sup>  $\text{CeCoIn}_5$ ,<sup>4</sup>  $\text{UBe}_{13}$ ,<sup>5,6</sup>  $\text{UPt}_3$ ,<sup>7,8,9</sup>  $\text{URu}_2\text{Si}_2$ ,<sup>10,11,12</sup>  $\text{UNi}_2\text{Al}_3$ ,<sup>13,14</sup>  $\text{UPd}_2\text{Al}_3$ ,<sup>15,16,17</sup> at ambient pressure. In these heavy-fermion superconductors

(HFS's), both large  $\gamma_{\text{el}}$  value and specific heat jump,  $C = C_{\text{el}}(T_c) \propto 1$ , associated with the superconducting transition give unambiguous evidence that the heavy quasi-particle itself takes part in the formation of the Cooper pairs.

In recent years, an intimate interplay between antiferromagnetism (AFM) and SC has been the most interesting and outstanding issue in Ce-based HF systems. It is believed that the SC in  $\text{CeCu}_2\text{Si}_2$ ,<sup>2</sup>  $\text{CeIrIn}_5$ ,<sup>3</sup> and  $\text{CeCoIn}_5$ ,<sup>4</sup> emerges at the border of AFM even at ambient pressure ( $P = 0$ ). The finding of pressure-induced SC in  $\text{CeCu}_2\text{Ge}_2$ ,<sup>18</sup>  $\text{CePd}_2\text{Si}_2$ ,<sup>19</sup>  $\text{CeIn}_3$ ,<sup>20</sup> and  $\text{CeRhIn}_5$ ,<sup>21</sup> strongly suggest that AFM and SC are related to each other because  $P$ -induced SC occurs either when AFM vanishes or coexists with it.<sup>22</sup>

It is well known that Knight-shift measurement played vital role for establishing the Bardeen-Cooper-Schrieffer (BCS) theory for spin-singlet  $s$ -wave superconductors,<sup>37</sup> and are the most powerful tool to identify which odd- or even-parity Cooper pairing state is realized in superconductors. When the system undergoes a superconducting transition, the spin susceptibility  $\chi^{\text{sp}}$  does decrease to zero at  $T = 0$  below  $T_c$  for even-parity (spin-singlet) supercon-

ductors as follows:

$$\chi_s = 2 \frac{2}{B} N_0 Y(T); \quad (1)$$

where  $Y(T)$  is the Yosida function defined by<sup>38</sup>

$$Y(T) = \frac{2}{N_0} \int_0^Z N_{BCS}(\epsilon) \frac{d f(\epsilon)}{d \epsilon} d \epsilon; \quad (2)$$

and  $N_0$  is the density of states (DOS) at the Fermi level in the normal state,  $N_{BCS}(\epsilon)$  is the DOS in the BCS superconducting state, and  $f(\epsilon)$  is the Fermi-Dirac function.

In transition metals and alloys, the electronic state is formed as follows. The crystal electric field (CEF) splitting is much larger than the energy scale of the intratomic spin-orbit coupling (SOC), the orbital part of susceptibility arises from the second order interband mixing effect with other bands, giving rise to  $T$ -independent Van Vleck susceptibility. Accordingly, only its spin part yields the  $T$ -dependence of susceptibility. Since both the Knight shift ( $K$ ) and the susceptibility ( $\chi$ ) depend on  $T$ , the contributions from the spin and the orbital parts are decomposed by taking the Colston-Jaccarino plot of  $K(T)$  vs.  $\chi(T)$  with  $T$  as an implicit parameter.<sup>36</sup> In the superconducting state, the spin part of the susceptibility decreases to zero in accordance with eqs. (1) and (2).

On the other hand, the  $f$ -electron systems with the strong SOC are generally described by a total angular momentum,  $J = L + S$ . Furthermore, the CEF splits the lowest  $J$  manifold into several doublets and/or singlets. If the simple localized  $f$ -electron picture can be applied for HF systems, the classical Van Vleck susceptibility between the lowest lying CEF level forming quasi-particle bands and other CEF levels are given by

$$\chi_{VV} = 2N_A \frac{g_J^2}{Z} \sum_X \frac{\langle \chi | J_i | j \rangle \langle j | J_i | \chi \rangle}{E - E_X}; \quad (3)$$

where  $N_A$  the Avogadro's number,  $g_J$  the Lande factor,  $B$  the Bohr magneton,  $Z$  the distribution function.  $E$  and  $E_X$  are ground ( $\chi$ ) and excited ( $\chi_X$ ) state energies. Note that this interband contribution reveals a  $T$ -dependence when the CEF splitting is compatible with  $T$ . That is, the  $T$ -dependence of both  $K$  and  $\chi$  are not due to real spin, but to orbital spin including the interband contributions. Therefore, it is difficult to conclude the odd-parity superconducting state in case of the Van Vleck contribution being dominant,<sup>39,40,41</sup> even though  $K$  unchanged across  $T_c$ . Anyway, in the HF systems, it is not so clear to extract the quasi-particle spin susceptibility  $\chi^{sp}$  via the Colston-Jaccarino plot, and it is crucially important to reconstruct the  $\chi^{sp}$  due to heavy quasi-particles.

In this paper, we show that the quasi-particle spin susceptibility  $\chi^{sp}$  in HFS's is reasonably estimated from the NMR and specific heat results on the basis of the Fermi-liquid theory with a Kramer's doublet CEF ground state.<sup>1</sup> In x 2, we remark that  $\chi^{sp}$  is independently estimated

from the Sommerfeld coefficient  $\gamma_{el}$  and the NMR relaxation rate  $1/T_1$ , which are consistent with  $\chi^{sp}$  estimated from the Colston-Jaccarino plot. In x 3, we describe the basic assumptions for the present analysis. Section 4 is devoted to the analysis of the experimental data for various HFS's in terms of the Fermi-liquid model. We also discuss the validity of the present model. After the brief comments on the quasi-particle susceptibility in the superconducting state in x 5, we discuss the relation between the Knight shift and the parity of the order parameter (OP) in the superconducting state in x 6. From these analyses,  $CeCu_2S_2$ ,  $UPd_2Al_3$ , and  $CeCoIn_5$  are reinforced to be an even-parity (spin-singlet) superconductor, whereas  $UPt_3$  and  $UNi_2Al_3$  are reconstructed to be an odd-parity (spin-triplet) superconductor. Finally, x 7 is devoted to several concluding remarks.

## II. NMR PARAMETERS AND THEIR RELATION TO FERMILIQUID PARAMETERS

### A. Quasi-particle susceptibility

In the Fermi-liquid theory for HF system, the electronic specific-heat coefficient  $\gamma_{el}$  (in units per mole) and the quasi-particle spin susceptibility  $\chi^{sp}$  (in units per mole) are enhanced by the mass enhancement factor  $\sim$ , and the magnetic enhancement factor  $\sim_0$  associated with the contribution of  $f$ -electrons to the spin susceptibility, respectively. These are approximately written as<sup>1</sup>

$$\gamma_{el} \sim \frac{2}{3} N_A \frac{2}{k_B} k_B^2 \rho_f(\epsilon_F) \sim; \quad (4)$$

$$\chi^{sp} \sim \frac{2}{3} N_A g_J^2 J_{eff}^2 \frac{2}{B} \rho_f(\epsilon_F) \sim_0; \quad (5)$$

where  $k_B$  is the Boltzmann factor,  $J_{eff}$  the effective spin,  $\rho_f(\epsilon_F)$  the one-spin DOS at the Fermi level for bare  $f$ -electrons. Here, the DOS per spin of quasi-particles is approximately written by

$$\rho_f(\epsilon_F) \sim \rho_f(\epsilon_F) \sim_0; \quad (6)$$

From eqs. (4)–(6),  $\chi^{sp}$  is related to  $\gamma_{el}$  as

$$\begin{aligned} \chi^{sp} &= \frac{2}{3} N_A g_J^2 J_{eff}^2 \frac{2}{B} \rho_f(\epsilon_F) \sim_0 \\ &= \frac{\gamma_{el} g_J^2 J_{eff}^2 \frac{2}{B}}{2k_B^2} R; \end{aligned} \quad (7)$$

where  $R$  is the so-called Wilson Ratio, defined by  $R = \chi^{sp} \sim_0 / \gamma_{el}$ .

When an external magnetic field is applied,  $\chi^{sp}$  produces a small additional magnetic field at the nucleus. This gives rise to a Knight shift ( $K^{sp}$ ) due to the quasi-particles that is scaled to  $\chi^{sp}$  through the hyperfine coupling constant  $A_{hf}$  (in units per  $B$ ) at  $q = 0$  as

$$K^{sp} = \frac{A_{hf}}{N_A B} \chi^{sp}; \quad (8)$$

TABLE I: Physical quantities and NMR parameters for various HFS's.  $T_K$ ,  $\chi_{el}$ ,  $T_c$ ,  $A_{hf}^i$ , and  $(1=T_1 T)_{T_c, i}$  are Coherent Kondo temperature, Sommerfeld coefficient (at  $T_c$ ), superconducting transition temperature, hyperfine coupling constant, NMR spin-lattice relaxation rate divided by temperature at  $T_c$ , respectively. Here  $i = k, ?$  (see text).

	$T_K$ (K)	$\chi_{el}$ (m J/moleK <sup>2</sup> )	$T_c$ (K)	orientation	$\chi_i(T_c)$ (10 <sup>-2</sup> emu/mole)	$A_{hf}^i$ (kOe/B)	$(1=T_1 T)_{T_c, i}$ (1/secK)	nucleus
CeCu <sub>2</sub> S <sub>2</sub> [1]	10	1000	0.6	k	2	4.2	13.3	<sup>63</sup> Cu
				?	1.6	1.5	77	<sup>63</sup> Cu
				k		1.9	11.4	<sup>29</sup> Si
				?		6.4	9.6	<sup>29</sup> Si
UBe <sub>13</sub> [2]	10	1100	1	Average	1.5	0.48	0.2	<sup>9</sup> Be(II)
UPt <sub>3</sub> [3]	10	420	0.55/0.5	k	0.45	70.9	1575	<sup>195</sup> Pt
				?	0.85	84.0	1050	<sup>195</sup> Pt
URu <sub>2</sub> S <sub>2</sub> [4]	60	65.5	1.2	k	0.46	3.6	0.012	<sup>29</sup> Si
				?	0.15	3.6	0.047	<sup>29</sup> Si
UPd <sub>2</sub> Al <sub>3</sub> [5]	80	150	2	k	0.55	3.5	0.32	<sup>27</sup> Al
				?	1.25	3.5	0.25	<sup>27</sup> Al
UN <sub>1/2</sub> Al <sub>3</sub> [6]	> 300?	120	1	k	0.35	4.2	0.4	<sup>27</sup> Al
				?	0.15	4.2	0.8	<sup>27</sup> Al
CeCoIn <sub>5</sub> [7]	20?	350	2.3	k	1.2		105	<sup>115</sup> In
				?	0.7	10.3 12.08		<sup>115</sup> In
Sr <sub>2</sub> RuO <sub>4</sub> [8]	(T = 200) <sup>1</sup>	39	1.5	?	0.095	250	15	<sup>89</sup> Ru

[1] from Refs. <sup>2,23,24,55</sup> [2] from Refs. <sup>5,6,34</sup> [3] from Refs. <sup>7,8,9,31,32,57,58</sup> [4] from Refs. <sup>10,11,12,35</sup> [5] from Refs. <sup>13,17,27,28,29</sup> [6] from Refs. <sup>14,15,33</sup> [7] from Refs. <sup>4,25,26</sup> [8] from Refs. <sup>69,70,71</sup> [9] taken from the metallic behavior in resistivity (Refs. <sup>69</sup>)

From eqs. (7) and (8), we obtain the quasi-particle spin contribution to the Knight shift,  $K^{qp}$ , as

$$K^{qp} = \frac{A_{hf}}{N_{A/B}} \frac{e1g_J^2 J_{eff}^2 \frac{2}{B}}{2K_B^2} R : \quad (9)$$

Here it is noteworthy that no interband contributions are included in this formula.

#### B. Quasi-particle Korringa relation for isotropic system

The nuclear spin-lattice relaxation process basically occurs through the spin-flip process between the state  $j = 1/2 + 2i$  and  $j = 1/2 - 2i$  of conduction electrons. Provided that HF state is realized at low temperatures below  $T_K$ ,  $K^{qp}$  is also extracted using the NMR relaxation rate,  $1=T_1$ .

In general,  $1=T_1$  is given by<sup>47</sup>

$$\frac{1}{T_1} = \frac{2}{(g_J \frac{2}{B})^2} \lim_{\omega \rightarrow 0} \sum_k A_{hf}(q) \frac{\text{Im} \chi(q; \omega)}{\omega} ; \quad (10)$$

where  $N$  is the nuclear gyromagnetic ratio,  $A_{hf}(q)$  the  $q$ -dependent hyperfine coupling constant and  $\text{Im} \chi(q; \omega)$  the imaginary part of the transverse component of dynamical susceptibility  $\chi(q; \omega)$  of quasi-particles. If the HF state is formed above  $T_c$ , the imaginary part of  $\chi(q; \omega)$  is expressed within the random phase approximation (RPA) as,<sup>1,48</sup>

$$\text{Im} \chi(q; \omega) \sim \chi(q; \omega)^2 \text{Im} \chi_0^f(q; \omega); \quad (11)$$

where  $\chi_0^f(q; \omega)$  is the dynamical susceptibility of  $f$ -electrons and  $\sim \chi(q; \omega)$  an enhancement factor due to the electron-electron interaction as

$$\sim \chi(q; \omega) = \frac{\chi(q; \omega)}{\chi_0^f(q; \omega)} ; \quad (12)$$

Since the imaginary part of  $\chi_0^f(q; \omega)$  near at the Fermi level  $\mu_F$  is expressed as<sup>48,49</sup>

$$\text{Im} \chi_0^f(q; \omega) = \frac{2}{3} g_J^2 \frac{2}{B} J_{eff}^2 \sum_k \frac{\partial f(\mu)}{\partial \mu_k} (\mu_{k+q} + \mu_k); \quad (13)$$

then we have

$$\lim_{\omega \rightarrow 0} \sum_q \frac{\text{Im} \chi(q; \omega)}{\omega} = \frac{2}{3} g_J^2 \frac{2}{B} J_{eff}^2 \chi_0^f(\mu_F)^2 \sum_q \sim_q^2 ; \quad (14)$$

where  $\sim_q = \sim(q; \omega \rightarrow 0)$  at the NMR frequency and the bracket represents averaging over the Fermi surface. If we neglect the  $q$  dependence of the hyperfine coupling, then  $A_{hf}(q)$  is replaced by  $A_{hf}$  and the NMR relaxation rate  $1=T_1$  is expressed as

$$\frac{1}{T_1} = \frac{4}{3h} (N h A_{hf})^2 (g_J J_{eff})^2 \chi_0^f(\mu_F)^2 k_B T \sum_q \sim_q^2 ; \quad (15)$$

From eqs. (5), (8) and (15), we have

$$\frac{1}{T_1 T} = \frac{3k_B}{h} \frac{N h}{g_J J_{eff} \frac{2}{B}} (K^{qp})^2 K(\omega) ; \quad (16)$$

where  $K(q) = \frac{D_p}{q} \frac{E}{\tilde{q}} = \tilde{q}_0^2$  is the enhancement factor and  $\tilde{q}_0$  is the parameter associated with the Stoner factor.<sup>51</sup> If the enhancement factor  $\tilde{q}_0^2$  is the same as that at  $q = 0$ , i.e.,  $K(q) = 1$ , this relation is similar to the so-called Korringa law. Then, when ferromagnetic and antiferromagnetic spin fluctuations become dominant due to electron-electron correlation effect,  $K(q) < 1$  and  $K(q) > 1$  are expected, respectively. Here we should notice that  $1=T_1$  does not include any interband contributions associated with the excitations across the CEF splitting. This is because  $1=T_1$  involves the imaginary part of the dynamical susceptibility in the low energy limit as  $\chi'' \rightarrow 0$ , as seen from eqs. (10) and (14). Anyway,  $K^{qp}$  derived from the quasi-particle Korringa relation does indeed give the quasi-particle susceptibility.

### III. BASIC ASSUMPTIONS FOR ANALYSIS

#### A. CEF ground state

In Table I, we notice that the NMR  $1=T_1$  for HFS's is enhanced by more than ten times in comparison with that for non-HF materials,<sup>23,25,27,28,29,33,34,35,56,57,58</sup> for instance  $1=T_1T = 33$  (1/sK) for <sup>195</sup>Pt of pure Pt metal<sup>59</sup>, and  $1=T_1T = 0.033$  (1/sK) for <sup>27</sup>Al for LaPd<sub>2</sub>Al<sub>3</sub>,<sup>60</sup> etc. This means that the heavy quasi-particles are involved in the NMR relaxation process. Since the non-Kramers ground state is magnetically intact, it is difficult to explain the enhanced relaxation rates observed in HFS's by the present Fermi-liquid model. As mentioned in the previous section, the spin- $\uparrow$  process of conduction electrons would not occur through the Van Vleck type inter-band excitations in the low-energy limit as  $\chi'' \rightarrow 0$ . Thus, we assume that the enhanced relaxation rate is ascribed to the magnetically degenerated HF ground state. Namely, we assume that several doublets and singlets lying in lower energy region than  $k_B T_K$  are renormalized into a ground state having Kramers degeneracy via the c-f mixing effect.

#### B. Effective moment below $T_K$

In the spherical system without any CEF, the effective spin is defined as  $J_{eff}^2 = J(J+1)$  and the effective moment is  $\mu_{eff} = g_J \sqrt{J(J+1)} \mu_B$ . For the free electrons,  $J_{eff} = 3/2$  and  $\mu_{eff} = 1.73 \mu_B$ . In HFS's, the CEF level scheme, that is determined experimentally, should be taken into account. Furthermore, several doublets and singlets are expected to be renormalized by the c-f mixing effect in the heavy-Fermi-liquid state. It is, however, underlying issue to estimate to what extent the CEF level splitting affects  $\mu_{eff}^{qp}$  in HFS's.

For Ce-based HFS's having the clear CEF level splitting, the basis function of a CEF ground state is not

spherical but anisotropic. In order to introduce the anisotropy, we assume that the effective moment at low T's is attributed to only the CEF ground state level and we do not take the average of each direction. Then, the effective moment is tentatively replaced by  $\mu_{eff}^i = g_J J_{eff}^i \mu_B = g_J \langle h_{ij} \rangle \langle J_i \rangle \mu_B$  where  $\langle J_i \rangle$  is the basis function of a CEF ground state. For CeCu<sub>2</sub>Si<sub>2</sub>, using the CEF scheme,<sup>55</sup> the respective effective moments at low T for H<sub>1</sub>c and H<sub>2</sub>k c are estimated as  $\mu_{eff}^? = g_J \langle h_{ij} \rangle \langle J_j \rangle \mu_B$  and  $\mu_{eff}^k = g_J \langle h_{ij} \rangle \langle J_k \rangle \mu_B$ . For CeCoIn<sub>5</sub>,<sup>26</sup> the effective moment for H<sub>1</sub>c is also calculated as  $\mu_{eff}^? = 1.28 \mu_B$ .

By contrast, for U-based systems, a clear CEF level splitting has not been reported yet. This has been generally accepted as the itinerant nature of U 5f-electrons. So that, the basis function would be rather spherical. In our analysis, the effective moment for U-based systems is tentatively taken as  $\mu_{eff} = 1.73 \mu_B$ , i.e., free electron value. The magnetic anisotropy is, however, expected from the various magnetic measurements. Therefore the effective moment for the magnetically easy axis is taken to be  $\mu_{eff}^{easy} = 1.73 \mu_B$ , while that for the magnetically hard axis is to be  $\mu_{eff}^{hard} = 1.73 \mu_B \frac{\mu_{hard}^{obs}}{\mu_{easy}^{obs}}$  where the ratio,  $\frac{\mu_{hard}^{obs}}{\mu_{easy}^{obs}}$ , is estimated from the anisotropy in magnetic susceptibility at  $T_c$  listed in Table I.

#### C. Hyperfine coupling constant

The  $q$ -dependent hyperfine coupling constant  $A_{hf}(q)$  in eq. (10) is the spatial Fourier transform of the hyperfine coupling  $A_{hf}(r)$  between nucleus and Ce/U ions separated a distance  $r$ . If the nucleus is coupled to only one Ce/U ion,  $A_{hf}(q)$  is independent of  $q$ . In the HFS's, the calculation of  $A_{hf}(q)$  would require one to sum over contributions from the next nearest Ce/U neighbors. However,  $A_{hf}(r)$  is not so simple. Therefore, under the most naive assumption, we neglect the wave number dependence of the hyperfine coupling constant, i.e.,  $A_{hf}(q) = A_{hf}$ .

#### D. Anisotropic quasi-particle Korringa relation

In HF systems, the magnetic anisotropy is inevitable even in the HF state because the HF state at low T is formed through the c-f hybridization. It should be noted that a large magnetic anisotropy in  $\chi_i^{qp}$  ( $i = a; b; c$ -axes) arises from the anisotropy in the hyperfine-coupling constant ( $A_{hf}^i$ ), the effective moment ( $\mu_{eff}^i$ ) and the enhancement factor ( $\tilde{q}_0^i$ ). Unfortunately, no anisotropic Fermi liquid theory have been provided yet. Furthermore, the CEF splitting and the c-f mixing effect are not so clear in quantitative level. Therefore, from a phenomenological point of view, a uniaxial magnetic

anisotropy is taken into consideration as

$$\chi_i^{\text{qp}} = \frac{2}{3} N_A \frac{\chi_{\text{eff}}^i}{\chi_{\text{eff}}^2} \chi_{\text{eff}}^i \chi_{\text{eff}}^i \sim \chi_i^i; \quad (17)$$

where  $i = k$ , and  $\chi$  which mean the respective parallel and perpendicular components to the field direction, e.g.,  $\chi_k = \chi_c$  and  $\chi = \chi_a = \chi_b$ . Then the Knight shift in eq. (8) or (9) is replaced by anisotropic Knight shift as

$$K_i^{\text{qp}} = \frac{A_{\text{hf}}^i}{N_A} \chi_i^{\text{qp}}$$

$$= \frac{A_{\text{hf}}^i}{N_A} \frac{\chi_{\text{eff}}^i (\chi_{\text{eff}}^i)^2}{2K_B^2} R_i; \quad (18)$$

The quasi-particle Korringa relation, eq. (16), is modified using anisotropic parameters,  $A_{\text{hf}}^i$ ,  $\chi_{\text{eff}}^i$ , and  $K_i(\chi)$ , as

$$\frac{1}{T_1 T_k} = \frac{3 k_B}{h} \frac{N h}{\chi_{\text{eff}}^2} (K_{\chi}^{\text{qp}})^2 K_{\chi}(\chi); \quad (19)$$

and

$$\frac{1}{T_1 T_{\chi}} = \frac{3 k_B}{2h} \frac{N h}{\chi_{\text{eff}}^2} (K_{\chi}^{\text{qp}})^2 K_{\chi}(\chi) + \frac{N h}{k_{\text{eff}}} (K_k^{\text{qp}})^2 K_k(\chi); \quad (20)$$

#### IV. DISCUSSION : THE NORMAL STATE

##### A. Quasi-particle Korringa relation

With above assumptions, we calculated the effective values of the quasi-particle Knight shifts at  $T_c$  from eqs. (18)–(20) by using parameters  $\chi_{\text{eff}}$ ,  $A_{\text{hf}}^i$ , and  $(1/T_1 T)_{T_c, \chi}$  listed in Table I. Here we defined the effective quasi-particle Knight shift associated with  $\chi_{\text{eff}}$  including the Wilson ratio  $R$  as  $K_{\chi, i} = K_i^{\text{qp}} = R_i$  while that associated with  $T_1$  including the enhancement factor  $K_i(\chi)$  as  $K_{T_1, i} = K_i^{\text{qp}} K_i(\chi)$ . Thus calculated values  $K_{\chi, i}$  and  $K_{T_1, i}$  for various HFS's are listed in Table II.

As clearly seen in the eqs. (18)–(20), both  $K_{\chi, i}$  and  $K_{T_1, i}$  depend on the size of  $\chi_{\text{eff}}$ . In order to check the validity of the present analysis,  $K_{T_1, i} / (K_{\chi, i}^{\text{qp}} K_i(\chi))$  is plotted against  $K_{\chi, i} / (K_i^{\text{qp}} R_{T_c})$  for various HFS's in Fig. 1. Most of values are consistent with a relation of  $K_{T_1, i} / (K_{\chi, i}^{\text{qp}} K_i(\chi)) = R_{T_c} / K_i(\chi) = 1$  except CeCu<sub>2</sub>Si<sub>2</sub> and CeCoIn<sub>5</sub>.

According to the Fermi-liquid theory,<sup>1,43</sup> the Wilson ratio varies in the range of 1R2. Simply,  $R = 1$  is the limit of electron-electron correlation parameter  $U \rightarrow 0$ , while  $R = 2$  is the limit of  $U \rightarrow 1$ . The recent theoretical studies have predicted that the mass enhancement factor is comparable to the magnetic one, i.e., the Wilson ratio is  $R = 1.2$ .<sup>43,45</sup> Actually in CeCu<sub>2</sub>Si<sub>2</sub>, under the present assumption of  $\chi_{\text{eff}} = 1/B$ , we obtain  $R_{T_c} = 1.24$  from eq. (7) with the experimental values,  $\chi_{\text{eff}} = 1000 \text{ mJ}/(\text{moleK}^2)$ ,<sup>2</sup> and  $\chi_{\text{eff}}^{\text{obs}}(T_c) = 6 \times 10^3 \text{ (em u/mole)}$ .<sup>61</sup> A good agreement between the theoret-

ical and the experimental values strongly suggests the Wilson ratio in the HF liquid state is on the order of unity.

For U-based HFS's, on the other hand, the absence of the clear CEF splitting prevents quantitative estimates for  $\chi_{\text{eff}}$ , consequently for  $R_{T_c}$ . However  $R_{T_c}$  would be more close to unity than that in Ce-based systems because U-based HFS's share more itinerant nature than Ce-based ones do. Thus the relation of  $K_{T_1, i} / (K_{\chi, i}^{\text{qp}} K_i(\chi)) = R_{T_c} / K_i(\chi) = 1$  suggests that  $\chi_{\text{eff}} = 1/73B$  is probably a good approximation for the effective moment in the U-based systems. Instead, if we assume  $\chi_{\text{eff}} = 1/B$  and  $R_{T_c} = 1$  in U-based systems, we obtain  $K_i(\chi) = 4$  that is comparable to that in Ce-based HFS's in which antiferromagnetic spin fluctuations are dominant and systems are close to a magnetic quantum critical point.<sup>62,63</sup> This is, however, unlikely to occur in U-based HFS's because  $1/T_1 T = \text{const}$ : behavior strongly suggests that antiferromagnetic spin fluctuations are not dominant at low  $T$ 's.

To be emphasized here is that the quasi-particle Korringa relation is actually hold in the HFS's, though it is still unclear to evaluate  $R_{T_c}$  and  $K_i(\chi)$  experimentally. We also calculated the susceptibilities  $\chi_i (= \chi_i^{\text{qp}} = R_i)$  and  $\chi_{T_1, i} (= \chi_i^{\text{qp}} K_i(\chi))$  at  $T_c$  by using eq. (18) (see Table III).

##### B. Van Vleck susceptibility

Here we deal with the Van Vleck susceptibility  $\chi_{\text{V}, i}$ . According to the theoretical arguments,<sup>1,43,44,45</sup>  $\chi_{\text{V}, i}$  is

TABLE II: Observed reduction of the Knight shift  $\frac{K_{\text{eff}}^{\text{obs}}}{K_{\text{eff}}^{\text{qp}}} = \frac{K_{\text{eff}}^{\text{obs}}(T_c)}{K_{\text{eff}}^{\text{obs}}(T \rightarrow 0)}$  at  $T \rightarrow 0$  K for various heavy fermion superconductors.  $K_{\text{eff}}^{\text{qp}} = R T_c$  and  $K_{T_1}^{\text{qp}} = K_{\text{eff}}^{\text{qp}} K(\cdot)$  are the calculated effective Knight shifts in the normal state from the electronic specific heat ( $\gamma_{\text{el}}$ ) and the NMR relaxation rate ( $1/T_1$ ) assuming  $A_{\text{hf}}(q) = A_{\text{hf}}$ , respectively. Here we assume  $\gamma_{\text{eff}} = 1.73 \gamma_{\text{B}}$  for U-based HFS's (see x 3). For UPT<sub>3</sub>, the respective  $K_{\text{eff}}^{\text{obs}}$ 's for C and B-phases are listed.

	nucleus orientation	$K_{\text{eff}}^{\text{obs}}$ (%)	$K_{\text{eff}}^{\text{qp}}$ (%)	$K_{T_1}^{\text{qp}}$ (%)
CeCu <sub>2</sub> S <sub>2</sub> [1]	<sup>63</sup> Cu k	< 0.2	0.39	1.41
	<sup>63</sup> Cu ?	0.12	0.10	0.36
	<sup>29</sup> Si k		0.18	0.57
	<sup>29</sup> Si ?	0.45	0.42	0.42
UBe <sub>13</sub> [2]	<sup>9</sup> Be(II) Average	0	0.13	0.163
UPT <sub>3</sub> [3]	<sup>195</sup> Pt k	0/	0.16	3.89
	<sup>195</sup> Pt ?	0/	0.15	8.75
URu <sub>2</sub> Si <sub>2</sub> [4]	<sup>29</sup> Si k	0	0.057	0.074
	<sup>29</sup> Si ?	0	0.019	0.016
UPd <sub>2</sub> Al <sub>3</sub> [5]	<sup>27</sup> Al k	0.07	0.064	0.059
	<sup>27</sup> Al ?	0.11	0.128	0.11
UNi <sub>2</sub> Al <sub>3</sub> [6]	<sup>27</sup> Al k		0.053	0.129
	<sup>27</sup> Al ?	0	0.123	0.124
CeCoIn <sub>5</sub> [7]	<sup>115</sup> In k	0.5		
	<sup>115</sup> In ?	0.6	0.49	1.74
Sr <sub>2</sub> RuO <sub>4</sub> [8]	<sup>99</sup> Ru ?	0	2.4	3.87

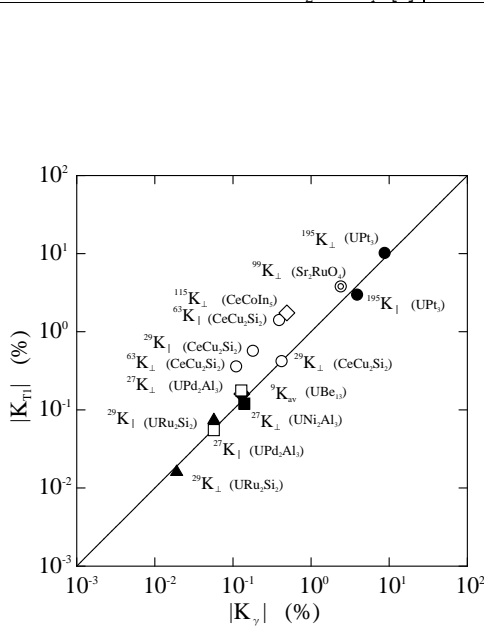


FIG. 1:  $|K_{T_1}|$  ( $= |K_{\text{eff}}^{\text{qp}} K(\cdot)|$ ) plotted against  $|K_{\text{eff}}|$  ( $= |K_{\text{eff}}^{\text{qp}}| R$ ) for various HFS's.  $|K_{\text{eff}}^{\text{qp}}|$  is estimated from the quasi-particle Korringa relation ( $T_1 T (K_{\text{eff}}^{\text{qp}})^2 K(\cdot) = \text{constant}$ ) and the electronic specific heat ( $\gamma_{\text{el}}$ ) just above  $T_c$ , respectively. Here we assume  $A_{\text{hf}}(q) = A_{\text{hf}}$  for calculations of  $K_{T_1}$ , and  $\gamma_{\text{eff}} = 1.73 \gamma_{\text{B}}$  for U-based HFS's (for details, see x 3). The solid line shows  $R K(\cdot) = 1$ .

generally expressed as,

$$\chi_{\text{eff}} = \chi_{\text{eff}}^{\text{qp}}; \quad (21)$$

where  $\chi_{\text{eff}}$  is the total susceptibility and  $\chi_{\text{eff}}^{\text{qp}} = \chi_{\text{eff}}^{\text{qp}}(T_c)$  at  $T_c$ . As discussed in the previous section, both  $\chi_{\text{eff}}$

from Refs.<sup>35</sup> [5] from Refs.<sup>27,28,29</sup> [6] from Refs.<sup>33</sup> [7] from Refs.<sup>25</sup> [8] from Refs.<sup>71</sup>

and  $\chi_{\text{eff}}^{\text{qp}}$  provide the quasi-particle susceptibility  $\chi_{\text{eff}}^{\text{qp}} = R$  and  $\chi_{\text{eff}}^{\text{qp}} = K_{\text{eff}}^{\text{qp}}(\cdot)$ . If we assume  $R T_c = 1$ ,  $\chi_{\text{eff}}^{\text{qp}} = \chi_{\text{eff}}^{\text{qp}}(\cdot)$ . That is, the Van Vleck susceptibility is approximately written as  $\chi_{\text{eff}}^{\text{qp}} = \chi_{\text{eff}}^{\text{qp}}(T_c)$ .<sup>66</sup> The calculated values of  $\chi_{\text{eff}}^{\text{qp}}$  are listed in Table III. Note that  $\chi_{\text{eff}}^{\text{qp}}(T_c)$ 's are larger than  $\chi_{\text{eff}}^{\text{qp}}$  and  $\chi_{\text{eff}}^{\text{qp}}$  except for UBe<sub>13</sub>,<sup>65</sup> and  $\chi_{\text{eff}}^{\text{qp}}$ 's are comparable with or larger than the quasi-particle susceptibility ( $\chi_{\text{eff}}^{\text{qp}}$ ) via c f mixing.<sup>39,40,41,43,44,45</sup> This in turn indicates the observed Knight shift  $K_{\text{eff}}^{\text{obs}}$  involves the Van Vleck contribution.

## V. QUASI-PARTICLE SUSCEPTIBILITY IN THE SUPERCONDUCTING STATE

Here, we discuss about a relation between the Knight shift and the parity of the superconducting order parameter (OP). In the superconducting state, the DOS for quasi-particle excitations is written as<sup>52</sup>

$$\chi_{\text{eff}}^{\text{qp}} = \frac{1}{4} \sum_{\mathbf{k}} \frac{(\chi_{\text{F}}^{\text{qp}})^2}{\chi_{\text{eff}}^{\text{qp}}(\mathbf{k})^2};$$

$$= \frac{(\chi_{\text{F}}^{\text{qp}})^2}{4} \sum_{\mathbf{k}} \frac{\sin^2 \theta_{\mathbf{k}}}{\chi_{\text{eff}}^{\text{qp}}(\mathbf{k})^2}; \quad (22)$$

where the integral is over the solid angle of  $\mathbf{k}$  and  $\chi_{\text{F}}^{\text{qp}}$  is the quasi-particle DOS at the Fermi surface in the nor-

normal state defined by eq. (6). Here  $\chi(k)$  is the gap function and is given by

$$\chi(k) = \begin{cases} \frac{d_j(k)}{d(k)} & (l = \text{even}); \\ \frac{d_j(k)}{d(k)} & (l = \text{odd}); \end{cases} \quad (23)$$

where  $d(k)$  is a single even function for a spin-singlet pairing state ( $S = 0, l = \text{even}$ ), whereas  $d = (d_x; d_y; d_z)$  is a d-vector for a spin-triplet pairing state ( $S = 1, l = \text{odd}$ ). Due to the  $k$  dependence of the OP, the superconducting energy gap vanishes at points and/or along lines on the Fermi surface.

The quasi-particle spin susceptibility,  $\chi^{\text{sp}}$ , below  $T_c$  for even-parity superconductors is expressed as,

$$\chi^{\text{sp}} = \frac{2}{3} N_A \mu_B^2 \left( \frac{\mu_B}{k_B T} \right) \chi(T); \quad (24)$$

and

$$\chi(T) = \frac{2}{(\mu_B)^2} \sum_s \int_0^{\infty} d\epsilon \frac{d f(\epsilon)}{d\epsilon} \epsilon^2; \quad (25)$$

Thus  $\chi^{\text{sp}}$  decreases down to zero as  $T \rightarrow 0$  for the even-parity (spin-singlet) superconductors, when the surface and/or impurity effect are absent. Notice here that the anisotropy of the effective moment  $\mu_{\text{eff}}^i$  causes the anisotropic decrease of  $\chi^{\text{sp}}$  below  $T_c$ , depending on a crystal direction.

Differently from an even-parity pairing state, for an odd-parity pairing state, the Zeeman interaction ( $l=2$ )  $\chi^{\text{sp}} \propto d_j^2$  due to the spin of the Cooper pair (d-vector) should be taken into consideration. Unlike a d-vector is locked to the lattice, the application of a magnetic field makes the d-vector rotate as  $d \propto H$  so as to minimize the Zeeman energy. In this case the quantization axis for the spin of the Cooper pairs is always parallel to the magnetic field. Namely, the quasi-particle susceptibility is essentially the same as that in the normal state; it does not change below  $T_c$ . If the spin of the Cooper pairs is "frozen" with the lattice,<sup>52,53</sup> it is expected that the quasi-particle susceptibility,  $\chi^{\text{sp}}(T)$ , decreases with  $T$  even for an odd-parity pairing state. It has been argued that the strong intra-atomic SOC may make the d-vector freeze. But, unfortunately, the inter-atomic SOC for the pairs remains quite obscure.<sup>54</sup>

## VI. DISCUSSION: THE SUPERCONDUCTING STATE

### A. Knight shift and parity of the Cooper pairs

Figure 2 shows the  $T$  dependence of the Knight shift for  $\text{CeCu}_2\text{Si}_2$ ,<sup>23</sup>  $\text{CeCoIn}_5$ ,<sup>25</sup> and  $\text{UPd}_2\text{Al}_3$ .<sup>27,28</sup> Figure 3 shows the  $T$  dependence of the Knight shift for  $\text{UPt}_3$  (for the C-phase in multiple phases)<sup>31,32</sup>,  $\text{UNi}_2\text{Al}_3$ ,<sup>33</sup> and  $\text{Sr}_2\text{RuO}_4$ .<sup>71</sup> As clearly seen in Fig. 2, the reduction of the Knight shift below  $T_c$  defined by

$$K^{\text{obs}} = K^{\text{obs}}(T_c) - K^{\text{obs}}(T \rightarrow 0); \quad (26)$$

is independent of the crystal direction for  $\text{CeCu}_2\text{Si}_2$ ,  $\text{CeCoIn}_5$ , and  $\text{UPd}_2\text{Al}_3$ .<sup>23,25,27,28</sup> The fractional decrease in  $K^{\text{obs}}$  below  $T_c$  is ascribed to the reduction of  $\chi^{\text{sp}}$  due to the formation of the spin-singlet Cooper pairs. In Fig. 3, on the other hand, the  $K^{\text{obs}}$ 's unchange across  $T_c$  for  $\text{UPt}_3$  and  $\text{UNi}_2\text{Al}_3$ , and also for  $\text{Sr}_2\text{RuO}_4$ .<sup>31,32,33</sup>

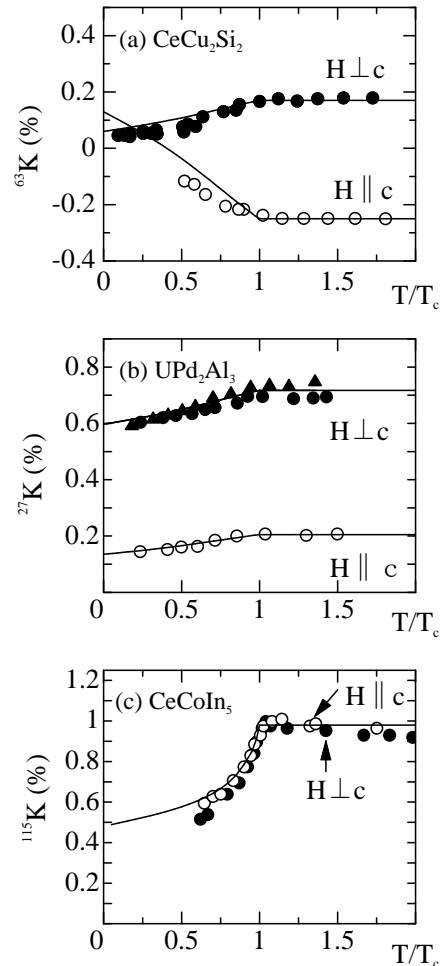


Fig. 2: (a)  $T$  dependence of the  $^{63}\text{Cu}$  Knight shifts for oriented powder sample measured by Ueda et al. (Ref.<sup>23</sup>). (b)  $T$  dependence of the  $^{27}\text{Al}$  Knight shifts measured by Koyogaku et al. (Refs.<sup>27,28,29</sup>). Closed triangle shows the Knight shift for  $H \perp c$  in oriented powder sample. Closed and open circles show the respective Knight shifts for  $H \perp c$  and  $H \parallel c$  in single crystalline sample. (c)  $T$  dependence of the  $^{115}\text{In}$  Knight shifts for oriented powder sample measured by Kohori et al. (Ref.<sup>25</sup>). The solid lines in figures are calculations using the Sommerfeld coefficient  $\gamma_{\text{el}}$  for a d-wave singlet  $E_{1g}$  model (see x 6.1). Here we assume  $\mu_{\text{eff}} = 1:73 \mu_B$  for U-based HFS's (for details, see x 3).

The solid lines in the figures are calculated from eqs. (8), (22), (24), and (25), with the anisotropic energy gap  $\Delta(T; k)$ . In our calculations, we tentatively choose

the gap function as d-wave  $E_{1g}$ ,<sup>52,67</sup>

$$\begin{aligned} \langle T; \mathbf{k} \rangle &= \langle T \rangle (\mathbf{k}_x - i\mathbf{k}_y) k_z \\ &= \langle T \rangle \sin \cos e^{-i} \end{aligned} \quad (27)$$

with the  $T$  dependence of the gap which is the same as the BCS theory as

$$\langle T \rangle = \langle 0 \rangle \tanh \frac{k_B T_c}{T} \frac{C}{a \frac{C}{C} \frac{T_c}{T} 1}; \quad (28)$$

where  $C=C$  is the specific heat jump, and  $a = 2$ , and  $\langle 0 \rangle$  is the magnitude of the superconducting energy gap. Since the energy gap for the  $E_{1g}$  symmetry vanishes along the line on the Fermi surface, i.e.  $\langle T \rangle / \langle 0 \rangle = \langle T \rangle / \langle 0 \rangle$ , it can explain the  $T^3$  behavior of NMR relaxation rate observed in the HFS's, where  $1=T_1 / T_0 \propto \langle T \rangle^2 f(\langle T \rangle) (1 - f(\langle T \rangle)) d\langle T \rangle / T^3$  for line-nod gapped superconductors. Furthermore, we use  $K$  and  $K_{T_1}$  assuming  $R_{T_c} = 1$ . This is because  $K_{T_1}$  is sometimes enhanced by  $K(\langle T \rangle)$  for  $R_{T_c} = 1$ , so that the spin part may be overestimated.

The calculations reproduce the observed fractional decrease in  $K$ , i.e.  $K_2^{\text{obs}} \approx 0.12\%$  and  $K_k^{\text{obs}} < 0.1\%$  for  $\text{CeCu}_2\text{Si}_2$  ( $^{63}\text{Cu}$  NMR)<sup>23</sup>;  $K^{\text{obs}} \approx 0.08-0.1\%$  for  $\text{UPd}_2\text{Al}_3$  ( $^{27}\text{Al}$  NMR)<sup>27,68</sup>;  $K^{\text{obs}} \approx 0.5-0.6\%$  for  $\text{CeCoIn}_5$  ( $^{115}\text{In}$  NMR).<sup>25</sup> Here, the  $T$  dependence of calculated Knight shift was obtained by using the appropriate energy gaps of  $2 \langle 0 \rangle = k_B T_c = 5, 4$ , and  $7$  for  $\text{CeCu}_2\text{Si}_2$ ,  $\text{UPd}_2\text{Al}_3$ , and  $\text{CeCoIn}_5$ , respectively. Any way, it is demonstrated that  $K$ 's decrease to zero at  $T \rightarrow 0$  due to the formation of spin-singlet Cooper pairs in  $\text{CeCu}_2\text{Si}_2$ ,  $\text{CeCoIn}_5$ , and  $\text{UPd}_2\text{Al}_3$ . As a matter of fact,  $(K_{T_1})$  provides a reliable way to deduce  $K$  in the HF state.

Likewise, in Fig. 3, the  $K$  and  $K_{T_1}$  in  $\text{UPt}_3$  are estimated to be very large, which are compatible with the previous estimates both by the Colston-Jaccarino plot and the high- $T$  Curie-Weiss fitting to the Knight shift.<sup>31</sup> Also those in  $\text{UNi}_2\text{Al}_3$  are comparable to the values in  $\text{UPd}_2\text{Al}_3$ . Similar result is obtained for  $\text{Sr}_2\text{RuO}_4$  in which a calculated value of  $(K)$  is in good agreement with the spin part of the susceptibility estimated from the Colston-Jaccarino plot reported previously (See Tables II and III).<sup>71</sup> No significant reduction in  $K^{\text{obs}}$  is observed in these compounds, ruling out a possibility for even-parity (spin-singlet) state. The solid lines in the figures are expected for a spin-singlet pairing states were realized with  $2 \langle 0 \rangle = k_B T_c = 10, 5$ , and  $4$  for  $\text{UPt}_3$ ,<sup>30</sup>  $\text{UNi}_2\text{Al}_3$ ,<sup>72</sup> and  $\text{Sr}_2\text{RuO}_4$ ,<sup>71</sup> respectively. These experimental results reinforce that  $\text{UPt}_3$ ,  $\text{UNi}_2\text{Al}_3$ ,  $\text{Sr}_2\text{RuO}_4$  are the odd-parity superconductors, where the d-vector rotates freely as  $d \parallel \mathbf{H}$  in the C phase in  $\text{UPt}_3$ ,<sup>31</sup> while it does as  $d \parallel \mathbf{k}$  c-axis (the odd-parity state with parallel spin pairing lying in the ab plane) in  $\text{UNi}_2\text{Al}_3$ <sup>33</sup> and  $\text{Sr}_2\text{RuO}_4$ .<sup>71</sup>

To make discussion more clear, we define the normal-

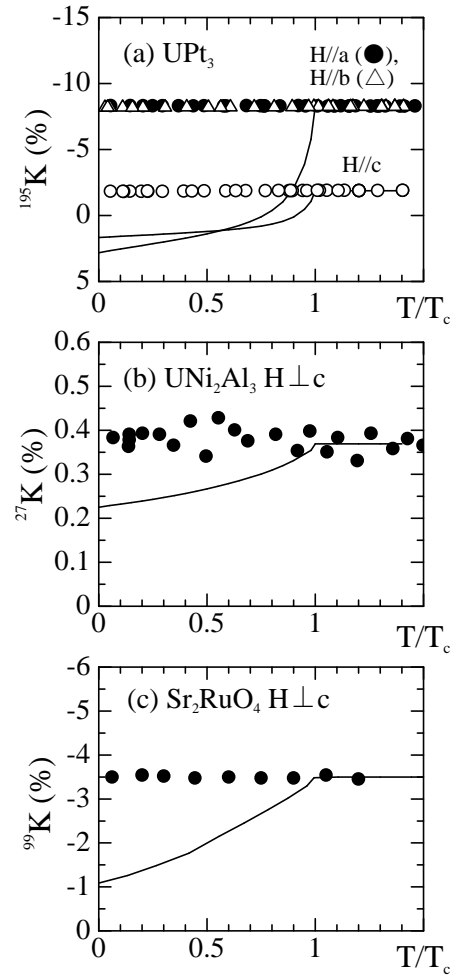


Fig. 3. (a)  $T$  dependence of the  $^{195}\text{K}$  Knight shift for various field direction (Ref.<sup>31</sup>). (b)  $T$  dependence of the  $^{27}\text{Al}$ -Knight shift for  $\mathbf{H} \perp \mathbf{c}$ -axis (Ref.<sup>33</sup>). (c)  $T$  dependence of the  $^{99}\text{Ru}$ -Knight shift for  $\mathbf{H} \perp \mathbf{c}$ -axis (Ref.<sup>71</sup>). The solid lines in both figures are calculations using the Sommerfeld coefficient  $\xi_1$  for a d-wave singlet  $E_{1g}$  model (see x 6.1). Here we assume  $\xi_{\text{eff}} = 1.73 \xi_B$  for U-based HFS's (for details, see x 3).

ized residual susceptibility at  $T \rightarrow 0$  as

$$\frac{\chi(T_c)^{\text{obs}}}{\chi(T_c)}, \frac{K(T_c)^{\text{obs}}}{K(T_c)}; \quad (29)$$

where we assume  $K^{\text{obs}} = (A_{\text{hf}} N_A N_B)^{\text{obs}}$ . In Fig. 4, the residual susceptibility ratio  $(\%) = (\chi(T_c)^{\text{obs}} / \chi(T_c))$  is plotted against  $T/T_c$ . Note that  $\chi$  is almost zero (or below zero) for  $\text{CeCu}_2\text{Si}_2$ ,  $\text{CeCoIn}_5$ , and  $\text{UPd}_2\text{Al}_3$ , ensuring that the  $K^{\text{obs}}$  in these compounds decreases down to nearly zero at  $T \rightarrow 0$  regardless of the crystal direction. Together with the fact that  $1=T_1 / T^3$  below  $T_c$ , which excludes the s-wave BCS state, a d-wave type anisotropic superconducting state is realized in  $\text{CeCu}_2\text{Si}_2$ ,  $\text{CeCoIn}_5$ , and  $\text{UPd}_2\text{Al}_3$ .

By contrast,  $100 (\%)$  for  $\text{UPt}_3$  and  $\text{UNi}_2\text{Al}_3$  gives



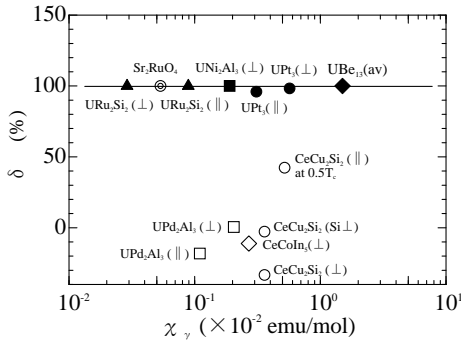


FIG. 4: Normalized residual susceptibility at  $T = 0$  defined as  $\delta = (T_c)^{-1} \chi_b^{\text{obs}} = (T_c)^{-1} \chi_c^{\text{obs}}$  plotted against  $(T_c)^{-1}$  which is related to the quasi-particle susceptibility as  $\chi^{\text{qp}}(T_c) = \chi^{\text{qp}}(T_c) / (T_c)$ . For  $\text{UPt}_3$ , data points were taken from Ref. 76. Kinoshita et al. (2017) also reported the values in B phase.

evidence for an odd-parity (spin-triplet) superconducting state. It was reported that  $K_b^{\text{obs}}$  unchanged across  $T_c$  in  $\text{UBe}_{13}$ <sup>34</sup> and  $\text{URu}_2\text{Si}_2$  as well.<sup>35</sup> Although an odd-parity pairing state is most likely for  $\text{URu}_2\text{Si}_2$  and  $\text{UBe}_{13}$  from the present analyses, further precise measurements for high-quality single crystalline samples are desirable. Also the present analysis is applied to  $\text{Sr}_2\text{RuO}_4$ , reinforcing that it is the spin-triplet superconductor.<sup>70,71</sup>

### B. Comments on quasi-particle susceptibility in $\text{UPt}_3$

Here we discuss the quasi-particle susceptibility in  $\text{UPt}_3$ . In the previous paper,<sup>32</sup> we reported that the value of  $\chi_b^{\text{obs}} / \chi_c^{\text{obs}} \approx 1 \times 10^4$  emu/mole is two orders of magnitude smaller than the value of measured susceptibility which is comparable with the present estimates,

and  $T_1$ . Fig. 5 shows the  $T$  dependence of the  $^{195}\text{Pt}$  Knight shift ( $^{195}\text{K}$ ) in  $\text{UPt}_3$  at various magnetic fields.<sup>32</sup> As seen in the figure, when the field strength is decreased, the  $K_c^{\text{obs}}$  for the  $c$ -axis (Fig. 5(c)) and  $K_b^{\text{obs}}$  for the  $b$ -axis (Fig. 5(b)) decrease across  $T_c$  at  $H < 5$  kOe and  $H < 2.3$  kOe, respectively. By contrast,  $K_a^{\text{obs}}$  (Fig. 5(a)) unchanged across  $T_c$  down to the lowest field of  $H = 1.764$  kOe. Remarkably,  $^{195}\text{K}$  depends on the strength of magnetic field and its crystal orientation. These results cannot be explained by the even-parity (spin-singlet) pairing model at all, but is consistent with the odd-parity (spin-triplet) one.<sup>32</sup>

In order to discuss the quasi-particle susceptibility in  $\text{UPt}_3$  within the present model, we focus again on the NMR relaxation behavior. It should be noted that  $1=T_1$  is enhanced in the HF state via the transverse component of dynamical magnetic susceptibility which is also responsible for the mass enhancement.<sup>57,58</sup> In most uranium compounds except  $\text{UPd}_2\text{Al}_3$ ,<sup>73</sup> it is widely believed that a  $5f^2$  configuration may lead to a non-Kramers ground

state. For the HF state involving only a singlet CEF ground state, however,  $1=T_1$  may not be enhanced, as mentioned in x 3-1. The fact that  $1=T_1$  is enhanced in HF state suggests that the Kramers doublet or magnetic CEF ground state is responsible for the formation of HF state, associated with more itinerant nature of uranium  $5f$  electrons than of cerium  $4f$  electrons. In this context, the reason why the reduction of  $\chi^{\text{obs}}$  in the SC state is so small may be ascribed to the incomplete lock of  $d$ -vector to the crystal, that is, the spin degree of freedom of the Cooper pairs is not always completely locked to the crystal axis. This suggests that the Knight shifts for  $K_b^{\text{obs}}$  and  $K_c^{\text{obs}}$  decrease markedly at further lower fields. The  $^{195}\text{K}$  Knight shift measurements at fields lower than 1.7 kOe are needed to check this.<sup>76</sup>

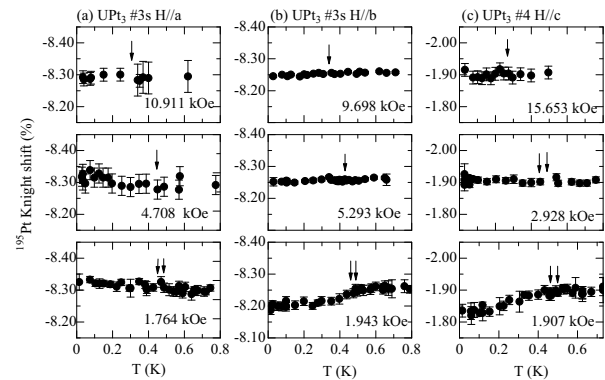


Fig. 5. H. Tou, K. Ishida, Y. Kitaoka

FIG. 5: Temperature dependence of the  $^{195}\text{K}$  Knight shift in  $\text{UPt}_3$  at various magnetic fields for (a)  $H \parallel a$ , (b)  $H \parallel b$ , (c)  $H \parallel c$  (Ref.<sup>32</sup>). Arrows show  $T_{c1}$  and  $T_{c2}$ .

Meanwhile, recent theoretical studies proposed that the origin of the tiny reduction of  $\chi^{\text{qp}}$  is possible to be explained by assuming that the U ( $5f^2$ )-derived non-Kramers singlet CEF ground state is hybridized with conduction electrons.<sup>74,75</sup> It was argued that the  $\chi^{\text{qp}}$  for a singlet CEF ground state is not enhanced, whereas the DOS of quasi-particles is enhanced via the on-site correlation effect giving rise to the heavy-Fermi liquid behavior.<sup>74</sup> It was predicted qualitatively that the NMR  $1=T_1$  is enhanced by an order of  $1=T_K^2$ , while  $\chi^{\text{qp}}$  is not enhanced by correlation effect.<sup>75</sup> Unfortunately no direct evidence for the CEF splitting in uranium compounds prevents the complete understanding of the HF state for the  $5f^2$  configuration. Further quantitative discussions in theory in addition to experimental efforts are needed to test whether or not this theoretical model is applicable to  $\text{UPt}_3$  as a realistic model. Anyway, the physical properties of the heavy-Fermi ion having a singlet CEF ground state should be addressed by both experimental and theoretical works in future.

TABLE III: Reduction of the susceptibility  $\chi_{\text{eff}}^{\text{obs}} = (N_A \chi_B = A_{\text{hf}}) K_{\text{p}}^{\text{obs}}$  at  $T \ll T_1$  for various heavy fermion superconductors. The calculated effective susceptibility,  $\chi_{\text{eff}}^{\text{qp}} = R_{T_1} \chi_{\text{qp}}^{\text{obs}}$ , by using the relation of  $\chi_{T_1} = (N_A \chi_B = A_{\text{hf}}) K_{\text{p}}^{\text{obs}}$  assuming  $A_{\text{hf}}(q) = A_{\text{hf}}$ . Here we assume  $\chi_{\text{eff}} = 1/3 \chi_B$  for U-based HFS's (see x 3). For  $\text{UPt}_3$ , the respective  $\chi_{\text{eff}}^{\text{obs}}$ 's for C and B-phases are listed. The Van Vleck susceptibility is calculated from  $\chi_{\text{VV}} = \chi_{\text{eff}}^{\text{obs}}(T_c)$ .  $\chi_{\text{c}}$ 's are the spin susceptibilities for pure metals.

	nucleus orientation		$\chi_{\text{eff}}^{\text{obs}}$	$\chi_{\text{eff}}^{\text{qp}}$	$\chi_{T_1}$	$\chi_{\text{VV}}$	$\chi_{\text{c}}$	Parity
			( $10^{-2}$ emu/mol)	( $10^{-2}$ emu/mol)	( $10^{-2}$ emu/mol)	( $10^{-2}$ emu/mol)	( $10^{-2}$ emu/mol)	
CeCu <sub>2</sub> Si <sub>2</sub>	<sup>63</sup> Cu	k	> 0.26	0.52	1.88	1.43	0.001	even
	<sup>63</sup> Cu	?	0.44	0.36	1.35	1.21		
	<sup>29</sup> Si	k		0.52	1.6	1.43		
	<sup>29</sup> Si	?	0.37	0.36	0.36	1.21		
UBe <sub>13</sub>	<sup>9</sup> Be(II)	Average	0	1.50	1.89	0.0	0.002	odd(?)
UPt <sub>3</sub>	<sup>195</sup> Pt	k	0/0.0126	0.31	0.23	0.14	0.009	odd
	<sup>195</sup> Pt	?	0/0.0099	0.57	0.67	0.28		
URu <sub>2</sub> Si <sub>2</sub>	<sup>29</sup> Si	k	0	0.089	0.114	0.371		odd(?)
	<sup>29</sup> Si	?	0	0.029	0.025	0.121		
UPd <sub>2</sub> A <sub>2</sub> B <sub>3</sub>	<sup>27</sup> Al	k	0.13	0.11	0.095	0.15	0.002	even
	<sup>27</sup> Al	?	0.204	0.205	0.177	0.65		
UNi <sub>2</sub> A <sub>2</sub> B <sub>3</sub>	<sup>27</sup> Al	k		0.07	0.17	0.118	0.002	odd
	<sup>27</sup> Al	?	0	0.17	0.17	0.34		
CeCoIn <sub>5</sub>	<sup>115</sup> In	k						even
	<sup>115</sup> In	?	0.32	0.27	0.94	0.43		
Sr <sub>2</sub> RuO <sub>4</sub>	<sup>99</sup> Ru	?	0	0.0535	0.068	0.0415		odd

## VII. CONCLUDING REMARKS

We have presented how the spin susceptibility  $\chi_{\text{eff}}^{\text{qp}}$  of quasi-particles in the HFS's is reasonably estimated within the framework of the Fermi-liquid theory, focusing on the NMR and specific-heat results. The present analysis for the Kramers doublet CEF ground state has provided two important results on the HF superconductivity:

1. In the normal state, using the value of  $T_1 T = \text{const}$ , and the  $T$ -linear coefficient  $\gamma_{\text{el}}$  in specific heat, the respective values,  $K_{T_1}$  and  $K_{\text{p}}$ , are related to the quasi-particle Knight shift  $K_{\text{qp}}$ . The quasi-particle Korringa relation was found to be valid far below  $T_K$  in the HFS's. For U-based HF superconductors, it was expected that any significant wave-number dependence would be absent in low-lying excitations. This means that the on-site correlation ( $U$ ) might be responsible not only for the formation of the HF state but also for the occurrence of HF superconductivity.
2. In the superconducting state, for CeCu<sub>2</sub>Si<sub>2</sub>, CeCoIn<sub>5</sub> and UPd<sub>2</sub>A<sub>2</sub>B<sub>3</sub>, the spin part in the Knight shift deduced from  $K_{\text{or}}$  or  $K_{T_1}$  is in excellent agreement with the reduction in the observed Knight shifts  $K^{\text{obs}}$  below  $T_c$ , giving unambiguous evidence that the heavy quasi-particles form the spin-singlet Cooper pairs. By contrast, based on the present analyses, UPt<sub>3</sub> and UNi<sub>2</sub>A<sub>2</sub>B<sub>3</sub> are concluded to belong to a class of odd-parity (spin-triplet) pairing state.

The present NMR analysis has shed light on the semi-quantitative estimate for the quasi-particles susceptibility in the HF systems. Especially from the present analysis based on the Fermi-liquid theory, it is suggested that the renormalized HF ground state has a Kramers degeneracy through the c-f mixing even for U-based HFS's. However, we are still at a long way from a microscopic understanding how to represent the heavy-Fermi liquid state enhanced through the hybridization with a singlet CEF ground state. It is needed to be addressed by further experimental and theoretical efforts in future.

## Acknowledgments

We are grateful to K. Aoyama and G.-q. Zheng for useful discussions and for technical help with NMR measurements which were done at Osaka University. We are also grateful to N. Kimura, E. Yamamoto, Y. Haga, K. Maezawa, Y. Onuki for providing the crystals of UPt<sub>3</sub>, and to C. Geibel, F. Steglich, N. Aso, and N. K. Sato for providing CeCu<sub>2</sub>Si<sub>2</sub>, UPd<sub>2</sub>A<sub>2</sub>B<sub>3</sub> and UNi<sub>2</sub>A<sub>2</sub>B<sub>3</sub>. Also we are grateful to Y. Maeno for providing Sr<sub>2</sub>RuO<sub>4</sub>. We would like to thank K. Miyake, H. Kohno, H. Ikeda, H. Kusunose, K. Yamada, and H. Kontani for theoretical comments and discussions. We thank J. Fluquet for valuable comments. H. T. thanks Y. Kohori for useful comments on URu<sub>2</sub>Si<sub>2</sub> and CeCoIn<sub>5</sub>, and M. Sera for helpful discussions. This work was supported by Grant-in-Aid for COE Research (Nos. 10CE2004 and 13CE2002) from the Ministry of Education, Sport, Science and Culture in Japan.

- Electronic address: tou@hiroshima-u.ac.jp
- <sup>y</sup> Electronic address: kishida@scphys.kyoto-u.ac.jp
- <sup>z</sup> Electronic address: kitaoka@mpes.osaka-u.ac.jp
- <sup>1</sup> K. Yamada and K. Yosida, *Prog. Theor. Phys.* 76 (1986) 621; K. Yamada, K. Yosida, K. Hanzawa, *Prog. Theor. Phys. Suppl.* 108 (1992) 141.
- <sup>2</sup> F. Steglich, J. Aarts, C. D. Bredl, W. Lieke, D. Meschede, W. Franz, H. Schäfer, *Phys. Rev. Lett.* 43 (1979) 1892.
- <sup>3</sup> C. Petrovic, R. Movshovich, M. Jaime, P. G. Pagliuso, M. F. Hundley, J. L. Sarrao, Z. Fisk, and J. D. Thompson, *Europhys. Lett.* 53 (2001) 354.
- <sup>4</sup> C. Petrovic, P. G. Pagliuso, M. F. Hundley, R. Movshovich, J. L. Sarrao, J. D. Thompson, Z. Fisk, and P. Monthoux, *J. Phys.: Condens. Matter* 13 (2001) L337.
- <sup>5</sup> H. Rott, H. Rudiger, Z. Fisk, and J. L. Smith, *Phys. Rev. Lett.* 50 (1983) 1595.
- <sup>6</sup> H. Rott, H. Rudiger, T. M. Rice, K. Ueda, Z. Fisk, and J. L. Smith, *Phys. Rev. Lett.* 52 (1984) 1915.
- <sup>7</sup> G. R. Stewart, Z. Fisk, J. O. Willis, and J. L. Smith, *Phys. Rev. Lett.* 52 (1984) 679.
- <sup>8</sup> J. J. M. Franse, P. H. Frings, A. de Visser, and A. Menovsky, *Physica* 126B (1984) 116.
- <sup>9</sup> N. Kinura, R. Settai, Y. Onuki, H. Shimizu, E. Yamamoto, K. Maezawa, H. Aoki, and H. Harima, *J. Phys. Soc. Jpn.*, 64 (1995) 3881.
- <sup>10</sup> T. T. M. Palstra, A. A. Menovsky, J. van den Berg, A. J. Dirkmaat, P. H. Kes, G. J. Nieuwenhuys, and J. A. Mydosh, *Phys. Rev. Lett.* 55 (1985) 2727; T. T. M. Palstra, A. A. Menovsky, J. A. Mydosh, *Phys. Rev. B* 33 (1986) 6527.
- <sup>11</sup> W. Schlitz et al., *Z. Phys. B* 62 (1986) 171.
- <sup>12</sup> M. B. Maple, J. W. Chen, Y. Dalichaouch, T. Kohara, C. Rossel, M. S. Torikachvili, M. W. McElfresh, and J. D. Thompson, *Phys. Rev. Lett.* 56 (1986) 185.
- <sup>13</sup> C. Geibel, S. Thies, D. Kaczorowski, A. Mehner, A. Grael, B. Seidel, U. Ahlheim, R. Helfrich, K. Petersen, C. D. Bredl, and F. Steglich, *Z. Phys. B* 83 (1991) 305.
- <sup>14</sup> N. Sato, N. Koga, T. Komatsubara, *J. Phys. Soc. Jpn.* 65 (1996) 1555.
- <sup>15</sup> C. Geibel, C. Schank, S. Thies, H. Kitazawa, C. D. Bredl, A. Bohm, M. Rau, A. Grael, R. Caspar, R. Helfrich, U. Ahlheim, G. Wober, and F. Steglich, *Z. Phys. B* 84 (1991) 1.
- <sup>16</sup> A. Grael, A. Bohm, H. Fischer, C. Geibel, R. Köhler, R. Møller, C. Schank, F. Steglich, G. Wober, T. Komatsubara, and N. Sato, *Phys. Rev. B* 46 (1992) 5818.
- <sup>17</sup> A. de Visser, H. Nakotte, L. T. Tai, A. A. Menovsky, S. A. M. Mentink, G. J. Nieuwenhuys, J. A. Mydosh, *Physica C* 179 (1992) 84.
- <sup>18</sup> D. Jaccard, K. Behnia, and J. Sierro, *Phys. Lett. A* 163 (1992) 475.
- <sup>19</sup> F. M. Grosche, S. R. Julian, N. D. Mathur and G. G. Lonzarich, *Physica B* 223-223 (1996) 50.
- <sup>20</sup> N. D. Mathur, F. M. Grosche, S. R. Julian, I. R. Walker, D. M. Freye, R. K. W. Haselwimmer, and G. G. Lonzarich, *Nature (London)* 394 (1998) 39.
- <sup>21</sup> H. Hegger, C. Petrovic, E. G. Moshopoulou, M. F. Hundley, J. L. Sarrao, Z. Fisk, and J. D. Thompson, *Phys. Rev. Lett.*, 84 (2000) 4986.
- <sup>22</sup> T. Mito, S. Kawasaki, Y. Kawasaki, G.-q. Zheng, Y. Kitaoka, D. Aoki, Y. Haga, and Y. Onuki, *Phys. Rev. Lett.*, 90 (2003) 077004.
- <sup>23</sup> K. Ueda, Y. Kitaoka, H. Yamada, Y. Kohori, T. Kohara, and K. Asayama, *J. Phys. Soc. Jpn.* 56 (1987) 867; Y. Kitaoka et al., *Jpn. J. Appl. Phys. Suppl.* 26 (1987) 1221.
- <sup>24</sup> T. Ohama, H. Yasuoka, D. Mandrus, Z. Fisk, J. L. Smith, *J. Phys. Soc. Jpn.* 64, (1995) 2628.
- <sup>25</sup> Y. Kohori, Y. Yamato, Y. Iwamoto, and T. Kohara, E. D. Bauer, M. B. Maple, J. L. Sarrao, *Phys. Rev. B* 64 (2001) 134526.
- <sup>26</sup> N. J. Curro, B. Simovic, P. C. Hammel, P. G. Pagliuso, J. L. Sarrao, J. D. Thompson, G. B. Martins, *Phys. Rev. B*, 64 (2001) 180514(R).
- <sup>27</sup> M. Kyogaku, Y. Kitaoka, K. Asayama, C. Geibel, C. Schank, and F. Steglich, *J. Phys. Soc. Jpn.* 62, (1993) 4016; *ibid.* *J. Phys. Soc. Jpn.* 61 (1992) 2660; *ibid.* *Physica B* 186-188 (1993) 285.
- <sup>28</sup> H. Tou, Y. Kitaoka, K. Asayama, C. Geibel, C. Schank, F. Steglich, *J. Phys. Soc. Jpn.* 64 (1995) 725.
- <sup>29</sup> Y. Kohori, K. Matsuda, T. Kohara, *Solid State Commun.* 95 (1995) 121.
- <sup>30</sup> Y. Kohori, T. Kohara, H. Shibai, Y. Oda, T. Kaneko, Y. Kitaoka, and K. Asayama, *J. Phys. Soc. Jpn.* 56 (1987) 2263; *ibid.* *Jpn. J. Appl. Phys. Suppl.* 26 (1987) 1239.
- <sup>31</sup> H. Tou, Y. Kitaoka, K. Asayama, N. Kinura, Y. Onuki, E. Yamamoto, and K. Maezawa, *Phys. Rev. Lett.* 77 (1996) 1374; *ibid.* *Czechoslovak Journal of Physics*, 46 (1996) 779.
- <sup>32</sup> H. Tou, Y. Kitaoka, K. Ishida, K. Asayama, N. Kinura, Y. Onuki, E. Yamamoto, Y. Haga, and K. Maezawa, *Phys. Rev. Lett.* 80 (1998) 3129.
- <sup>33</sup> K. Ishida, D. Ozaki, T. Kamatsuka, H. Tou, M. Kyogaku, Y. Kitaoka, N. Tatewaki, N. K. Sato, N. Aso, C. Geibel, and F. Steglich, *Phys. Rev. Lett.* 89 (2002) 037002.
- <sup>34</sup> C. Tian, I. M. Jiang, *Phys. Rev. B* 40 (1989) 229.
- <sup>35</sup> Y. Kohori, K. Matsuda, T. Kohara, *J. Phys. Soc. Jpn.* 65 (1996) 1083.
- <sup>36</sup> A. M. Clogston, A. C. Gossard, A. C. Jaccarino, and Y. Yafet, *Rev. Mod. Phys.* 36 (1964) 170.
- <sup>37</sup> K. Yosida, *Phys. Rev.* 110 (1958) 769.
- <sup>38</sup> See for e.g., A. J. Leggett, *Rev. Mod. Phys.* 47 (1975) 331.
- <sup>39</sup> M. R. Norman, T. Oguchi, A. J. Freeman, *Phys. Rev. B* 38 (1988) 11193.
- <sup>40</sup> M. R. Norman, *Phys. Rev. B* 50 (1994) 6904.
- <sup>41</sup> K. A. Park and R. Joynt, *Phys. Rev. Lett.* 74 (1995) 4734.
- <sup>42</sup> R. Joynt and L. Taillefer, *Rev. Mod. Phys.* 74 (2002) 235.
- <sup>43</sup> H. Kontani and K. Yamada *J. Phys. Soc. Jpn.* 65 (1996) 172; *ibid.* 66 (1997) 2232.
- <sup>44</sup> F. C. Zhang, and T. K. Lee, *Phys. Rev. Lett.* 58 (1987) 2728.
- <sup>45</sup> D. L. Cox, *Phys. Rev. Lett.* 58 (1987) 2730.
- <sup>46</sup> H. Kontani, and K. Yamada, private communications; The Van Vleck susceptibility discussed in Ref.<sup>43,44,45</sup> includes the DOS of quasiparticles. However, this is an artificial factor, which cannot be replaced simply by the quasiparticle DOS in the superconducting state.
- <sup>47</sup> T. Moriya, *J. Phys. Soc. Jpn.* 18 (1963) 516.
- <sup>48</sup> Y. Kuramoto and Y. Kitaoka *Dynamics of Heavy Electrons*, INTERNATIONAL SERIES OF MONOGRAPHS ON PHYSICS 105, (OXFORD UNIVERSITY PRESS, OXFORD, 2000).
- <sup>49</sup> Y. Kuramoto *Z. Phys. B Cond. Matter* 53, 37 (1983); H. Kojima, Y. Kuramoto, and M. Tachiki, *Z. Phys. B Cond.*

- Matter, 54 (1984) 293; Y. Kuramoto and H. Kojima, Z. Phys. B Cond. Matter, 57 (1984) 95.
- <sup>50</sup> H. Kohno and K. Yamada, Prog. Theor. Phys. 85 (1991) 13.
- <sup>51</sup> A. Narath and H.T. Weaver, Phys. Rev. 175 (1968) 373.
- <sup>52</sup> See e.g., M. Sigrist and K. Ueda, Rev. Mod. Phys. 63 (1991) 239.
- <sup>53</sup> P.W. Anderson, Phys. Rev. B 30 (1984) 4000.
- <sup>54</sup> K.M. Iyake, Theory of Heavy Fermions and Valence Fluctuations, eds. by T. Kasuya and T. Saso., P. 256 (Springer, Berlin, 1986)
- <sup>55</sup> S. Horn, E. Holland-Moritz, M. Loewenhaupt, F. Steglich, H. Scheuer, A. Benoit, and J. Fluquet, Phys. Rev. B 23 (1981) 3171.
- <sup>56</sup> D.E. MacLaughlin, C. Tien, W.G. Clark, M.D. Lan, Z. Fisk, J.L. Smith, and H.R. Ott Phys. Rev. Lett. 53 (1984) 1833.
- <sup>57</sup> J.P. Vithayathil, D.E. MacLaughlin, E. Koster, D.L. Williams, and E. Bucher, Phys. Rev. B 44 (1991) 4705.
- <sup>58</sup> M. Lee, G.F. Moore, Y.-Q. Song, W.P. Halperin, W.W. Kim, and G.R. Stewart, Phys. Rev. B 48 (1993) 7392.
- <sup>59</sup> G.C. CARTER, L.H. Bennett, and D.J. Kahan, METALLIC SHIFTS IN NMR, PROGRESS IN MATERIAL SCIENCE VOL.20, (PERGAMON PRESS, 1977).
- <sup>60</sup> K. Fujwara, Y. Yamashita, and K. Kumagai, Physica B 199-200 (1994) 107.
- <sup>61</sup> W. Lieke, U. Rauchshwalbe, C.B. Bredl, F. Steglich, J. Aarts, and F.R. de Boer, J. Appl. Phys. 53 (1982) 2111.
- <sup>62</sup> K. Ishida, Y. Kawasaki, K. Tabuchi, K. Kashima, Y. Kitaoka, K. A. Sayam, C. Geibel, and F. Steglich, Phys. Rev. Lett. 82 (1999) 5353.
- <sup>63</sup> G.-q. Zheng, K. Tanabe, T. Mito, S. Kawasaki, Y. Kitaoka, D. Aoki, Y. Haga, and Y. O nuki, Phys. Rev. Lett. 86 (2001) 4664.
- <sup>64</sup> W.G. Clark, M.C. Lan, G. van Kalker, W.H. Wong, C. Tien, D.E. MacLaughlin, J.L. Smith, Z. Fisk, and H.R. Ott, J. Magn. Mater. 63-64 (1987) 396.
- <sup>65</sup> <sup>9</sup>Be hyperneeld for Be(III) site is anisotropic, and anisotropic hyperneelds were obtained as  $A_{hf}^a = 414$ ,  $A_{hf}^b = 147$ ,  $A_{hf}^c = 874$  Oe/B for a single crystal  $UBe_{13}$  [Ref.<sup>64</sup>]. On the other hand, the T dependence of NMR relaxation rate  $1/T_1$  was measured for polycrystal  $UBe_{13}$  [Ref.<sup>56</sup>]. In the present analysis, we tentatively used the average value of  $A_{hf}$ .
- <sup>66</sup> If we assume  $R_{Tc} = 2$ ,  $\chi^{qp}$  becomes comparable to  $\chi^{obs}(T_c)$ , i.e.,  $\chi_{VV}^{qp} \approx 0$ . This is hard to consider for the HFS's.
- <sup>67</sup> G.E. Volvik, and L.P. Gor'kov, Sov. Phys. JETP, 61 (1985) 843.
- <sup>68</sup> As for  $UPd_2Al_3$ , the electronic configuration is considered to be  $5f^3$  and there exist two rather independent electron subsystems of 5f character [Ref.<sup>73</sup>]: one of which is identified with the itinerant heavy quasiparticle system that responsible for the superconductivity; the other one might represent more localized  $5f^2$  electrons and is responsible for the antiferromagnetic order. Actually, the spin part of the Knight shift can be divided into two parts of itinerant  $K^{qp}$  and localized  $K^{AF}$  as  $K^{obs}(T) = K^{qp}(T) + K^{AF}$ , [Ref.<sup>27</sup>]. In addition, the deduced Knight shifts which are equivalent to  $\chi^{qp} = 1.7 \pm 0.2 \times 10^{-3}$  emu/mole are in quantitative agreement with the results of  $\chi_{SR} = 1.7 \times 10^{-3}$  by the  $^{119}Sn$  Knight shift [R. Feyerherm, et al., Phys. Rev. Lett. 73 (1994) 1849] and  $\chi_{neutron} = 2.14 \times 10^{-3}$  emu/mole by the polarized neutron scattering experiment [L. Paolasini, et al., J. Phys. Cond. Matter. 5 (1993) 8905].
- <sup>69</sup> A.P. Mackenzie and Y. Maeno, Rev. Mod. Phys. 75 (2003) 657.
- <sup>70</sup> K. Ishida, H. Mukuda, Y. Kitaoka, K. A. Sayam, Z.Q. Mao, Y. Mori, and Y. Maeno, Nature (London) 396 (1998) 658.
- <sup>71</sup> K. Ishida, H. Mukuda, Y. Kitaoka, Z.Q. Mao, H. Fukazawa, and Y. Maeno, Phys. Rev. B 63 (2001) 060507(R).
- <sup>72</sup> H. Tou, Y. Kitaoka, T. Kamatsuka, K. A. Sayam, C. Geibel, F. Steglich, S. Sullow, and J.A. Mydosh, Physica B 230-232 (1997) 360.
- <sup>73</sup> N.K. Sato, N. Aso, K.M. Iyake, R. Shiina, P. Thalmeier, G. Varelogiannis, C. Geibel, F. Steglich, P. Fulde, T. Komatsubara, Nature (London) 410 (2001) 343.
- <sup>74</sup> H. Ikeda and K.M. Iyake, J. Phys. Soc. Jpn. 66 (1997) 3714.
- <sup>75</sup> S. Yotsuhashi, K.M. Iyake, H. Kusunose, Physica B 312-313 (2002) 100.
- <sup>76</sup> R. Korber, A. Casey, B.P. Cowan, M.E. Digby, J. Li, J. Luo, C.P. Lusher, J. Saunders, D. D. Rung, T. Schuring, J. B. Kycia, J.I. Hong, D.N. Seidman, W.P. Halperin, Physica C 388& 389 (2003) 523; They also observed the small frequency shift at 33 mT for  $^{119}Sn$  by dc SQUID-NMR method. However, the normal state Knight shift is quite different from that measured by the conventional pulse NMR method.