

Self-organization in multimode microwave phonon laser (phaser): experimental observation of spin-phonon cooperative motions

D. N. M.akovetskii

Institute for Radio-Physics and Electronics of National Academy of Sciences of Ukraine
(Dated: March 6, 2003)

An unusual nonlinear resonance was experimentally observed in a ruby phonon laser (phaser) operating at 9 GHz with an electromagnetic pumping at 23 GHz. The resonance is manifested by very slow cooperative self-detunings in the microwave spectra of stimulated phonon emission when pumping is modulated at a superlow frequency (less than 10 Hz). During the self-detuning cycle new and new narrow phonon modes are sequentially "red" on one side of the spectrum and approximately the same number of modes are "extinguished" on the other side, up to a complete generation breakdown in a certain narrow portion of the frequency axis. This is usually followed by a short-time refractoriness, after which the generation is "red" again in the opposite (starting) portion of the frequency axis. The entire process of such cooperative spectral motions is repeated with high degree of regularity. The self-detuning period strongly depends on difference between the modulation frequency and the resonance frequency. This period is incomparable with period of modulation. It increases to very large values (more than 100 s) when pointed difference is less than 0.05 Hz. The revealed phenomenon is a kind of global spin-phonon self-organization. All microwave modes of phonon laser oscillate with the same period, but with different, strongly determined phase shifts — as in optical lasers with antiphase motions.

PACS numbers: 05.65.+b, 42.65.Sf, 43.35.+d

Phonon amplification by stimulated emission of radiation was predicted theoretically in [1] and experimentally observed in microwave range by several groups [2] in 1960{1970-th. This phenomenon is very similar to the usual paramagnetic maser gain of electromagnetic field [3, 4]. But if the phonon gain is large enough to exceed the phonon losses in the solid-state resonator, the self-excitation of laser-like phonon emission is possible [5, 6, 7]. The wavelength of generated microwave-frequency phonons in such phonon laser lies usually in optical or near-infrared range (due to very small velocity of sound in crystals, which is about 5 orders less than the light velocity). In this sense microwave phonon laser (phaser) is more close relative of the optical laser, than terahertz phonon laser (saser), having much shorter wavelength (see [8] and references therein).

Almost all early experiments with microwave phonon lasers [5, 6, 7] were carried out in autonomous regime, when the control parameters of the active system remain unchanged during the whole time of measurement. Various regular and chaotic processes of generation of microwave phonons in a multimode nonautonomous phaser was experimentally observed and studied [9] for $\omega_m \approx \omega_R \approx 20\{300$ Hz, where ω_m is the pumping modulation frequency, ω_R is the relaxation frequency of a nonequilibrium autonomous acoustic system (ω_R depends on pumping level). The existence of a single dominating component $\exp(i\omega_R t)$ for the transient processes in the autonomous phonon laser reflects the collective character of a multimode stimulated emission [10] in the quantum

generators of class B, an acoustic analog of which is represented by a system studied in [9]. As a result, a nonlinear dynamics of the integral intensity of the multimode stimulated phonon emission $J(t)$ in a nonautonomous phonon laser operating at $\omega_m \approx \omega_R$ [9] is satisfactorily described by a single-mode (or even point-like) model.

Outside the region of the nonlinear low-frequency resonance indicated above, the pronounced dependence of the mode variables on the scalar order parameter J is violated. Even in a two-mode regime of the class B quantum generator, evolution of the partial components $J_{1,2}(t)$ qualitatively differs from $J(t)$ [11]. In particular, the system may exhibit manifestations of a new nonlinear resonance at a frequency $\omega_L \approx \omega_R$, which is related to the phonon intermode energy exchange through spin-system.

In this study, a nonlinear superlow-frequency resonance in a ruby phaser was experimentally observed for the first time at $\omega_m \approx \omega_L \approx 10$ Hz. This resonance leads to a manifold narrowing of the microwave spectrum of stimulated phonon emission and to the appearance of very slow, highly organized self-detunings of phaser generation at still lower frequencies depending on the parameter $\omega_L \approx \omega_m \approx \omega_L$. Some preliminary results on superlow-frequency resonance were reported in [12], and short version of this study was published in [13] and reported in [14].

The main element of the phonon laser studied is a solid-state microwave acoustic Fabry-Pérot resonator (AFPR) made of a pink ruby crystal $\text{Cr}^{3+}:\text{Al}_2\text{O}_3$ (with impurities of Cr^{3+}_{2x} in $\text{Al}_{2(1-x)}\text{O}_3$, where $x \approx 3 \cdot 10^4$). This AFPR was made of ruby single crystal grown by the Verneuil method and cut to form of a round rod of 2.6 mm diameter and 17.6 mm length. Measured acoustic Q -

factor of the AFPR is $Q_N \approx 10^6$ at $9 \cdot 10$ GHz.

One of the resonator's acoustic mirrors was coated with a textured piezoelectric ZnO thin film capable of detecting longitudinal acoustic (LA) oscillations in AFPR. These oscillations were excited in the ruby crystal lattice due to the stimulated phonon emission at spin transitions $E_3 \leftrightarrow E_2$ of Cr^{3+} paramagnetic ions. Inversion of populations of spin-levels $E_3; E_2$ was provided by simultaneous (push-pull) pumping of the transitions $E_1 \leftrightarrow E_3$ and $E_2 \leftrightarrow E_4$. Here E_i ($i = 1:4$) are the Cr^{3+} ground spin multiplet levels.

The experiments were performed at $\nu_m = 2 \cdot 10^7$ Hz with the ruby phaser having push-pull electromagnetic pumping at a frequency of $\nu_p = 2 \cdot 3 \cdot 10^{10}$ Hz (see FIG. 1). The mode frequencies ν_N of the generated LA-phonons occur near a maximum of the inverted acoustic paramagnetic resonance (APR) line $\nu_s = 9 \cdot 12 \cdot 10^8$ Hz. Since the longitudinal sound velocity V_{LA} in the system studied was $V_{LA} = V_{LA}(k \parallel C_3) \approx 10^6$ cm/s, the wavelengths λ_N of the generated microwave acoustic modes were close to the optical-wavelength ones: $\lambda_N \approx 1 \mu$ (C_3 is the trigonal axis of ruby crystal lattice). The intermode spacing was $\nu_{N+1} - \nu_N = 3 \cdot 1 \cdot 10^6$ Hz and the total number of modes reached $N_0^{max} = 23$ at a nonmodulated pumping power of $P = 1 \cdot 2 \cdot 10^2$ W and the quality factor of electromagnetic pumping cavity $Q_p = 10^4$.

All the experiments were performed by measuring the microwave spectra of the LA-oscillations at temperatures of $T = 1 \cdot 7 \cdot 4$ K in static magnetic fields H within the interval $H = [H^{(-)}; H^{(+)}]$, where $H^{(-)} = H_0 - jH_{jmax}$, $H_0 = 3920$ Oe, $H^{(+)} = H_0 + jH_{jmax} = 50$ Oe. The magnetic field vector H was oriented at an angle of $\theta = 54 \cdot 44^\circ$ with respect to the axis C_3 of the ruby crystal, which was necessary to ensure the condition of the push-pull pumping $E_3 \leftrightarrow E_1 = E_4 \leftrightarrow E_2$ (FIG. 1). A typical power spectrum of microwave phonon emission in autonomous ruby phonon laser is shown at FIG. 2.

A special feature distinguishing this experiment from those described in [9] was the use of a pulse lock-in method for detecting the microwave acoustic spectra. The essence of the method is as follows. A stimulated phonon emission generated in the crystal is converted by the piezoelectric film into an electromagnetic signal transmitted to a microwave spectrum analyzer. In the normal state, a beam of the input oscilloscope in the spectrum analyzer is shut off. The oscilloscope is periodically open by strobe pulses only within very short time intervals $t_{str} \approx T_m \cdot 2^{-1}$, with a strobing period T_{str} being equal exactly to the period of external pumping modulation T_m . At each lock-in time instant, the beam displayed a set of points on the oscilloscope screen indicating an instantaneous frequency distribution of the phonon mode intensity.

The shutter of a camera making photographs of the oscilloscope screen is open within a certain registration time interval t_{reg} , which is set as $t_{reg} = nT_m$ ($n \geq 1$ being an integer). Therefore, each camera shot represents a series of superimposed point sets. If the period of intensity

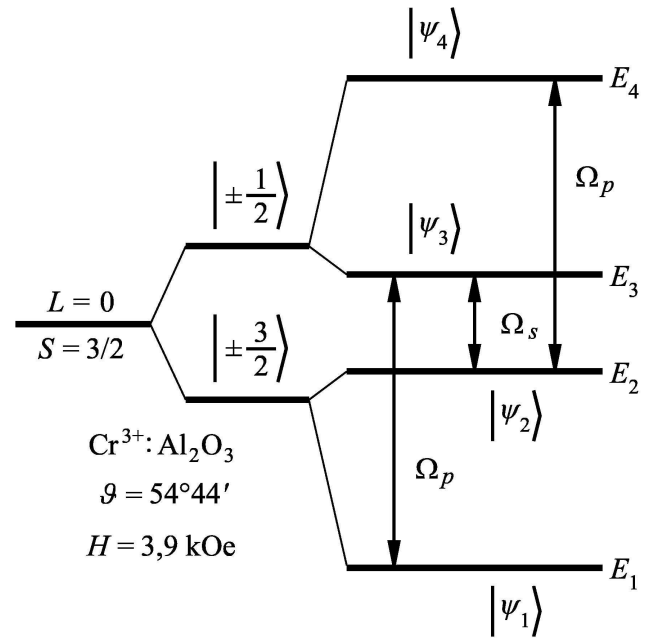


FIG. 1: Push-pull scheme of the energy levels of Cr^{3+} active centers in pink ruby. The lowest spin quadruplet (orbital quantum number $L = 0$, spin quantum number $S = 3/2$) is split by electric crystal field into two doublets $\frac{1}{2}$ and $\frac{3}{2}$. Static magnetic field H splits these doublets giving the symmetric scheme of energy levels at $\theta = 54 \cdot 44^\circ$, where θ is the angle between H and ruby optical axis C_3 . Energy levels E_i and wave functions ψ_i are the eigenvalues and eigenfunctions of the $Cr^{3+} : Al_2O_3$ spin-Hamiltonian (see e.g. [3]). At $H = 3.9$ kOe the push-pull pumping frequency ν_p ($E_4 \leftrightarrow E_2$) \approx ($E_3 \leftrightarrow E_1$) ≈ 23 GHz and the signal frequency ν_s ($E_3 \leftrightarrow E_2$) ≈ 10 GHz.

oscillations for all of the generated phonon modes coincides with the external modulation period T_m , a spectrum measured in this stroboscopic regime must contain a single point representing each mode.

A different situation takes place when the intensity oscillations of the generated phonon modes are not in phase with the modulation factor. For example, if the oscillation period is doubled simultaneously for all the modes, the number of points on the image would double as well. An especially illustrative pattern observed for the stimulated emission periodicity breakage, whereby the distribution of points on the image becomes chaotic, the intermode correlation is lost, etc.

It is important to note that both qualitative and quantitative information can be obtained concerning the degree of spectral ordering, the character of regular and irregular detunings in the mode structure, etc. The proposed method is essentially a generalization of the well-known Poincare cross-sections method (see, e.g., [15]) to the case of a multimode system. A highly illustrative character is one of the main advantages of the Poincare method is fully inherited in the proposed approach.

Figures 3 and 4 show typical stroboscopic spectra

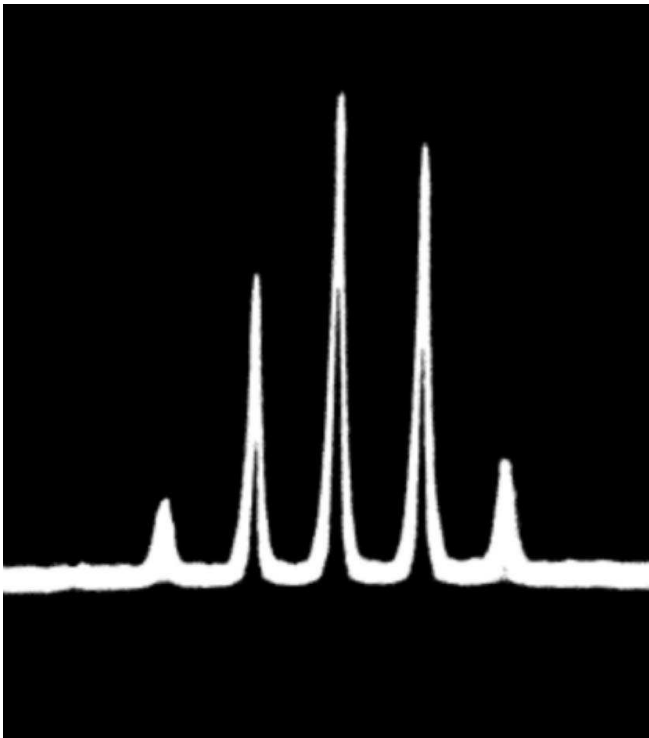


FIG. 2: Power spectrum of phonon induced emission in autonomous microwave phonon laser (phaser) at $T = 1.7$ K. Exceeding of the pump threshold is small (about 1 dB). The intermode distance is 310 KHz, which is equal to the splitting of the AFPR eigenmodes for the LA oscillations with wave vector $k \approx k_{C3}$.

of the stimulated phonon emission measured at $\omega_m = 94.0$ Hz (i.e., in the region of a low-frequency resonance $\omega_m \approx \omega_R$) and at $\omega_m = 9.79$ Hz (at the maximum of the superlow-frequency resonance observed for the first time). The measurements were performed for $n = 10$. As is clearly seen, a low-frequency destabilization of the generation process is manifested primarily by a strong chaotic amplitude modulation of the phonon modes (FIG. 3). This is accompanied by certain broadening of the spectrum ($N_R^{(max)} = 25$) as compared to that observed in the autonomous regime. The variation of ω_m from 70 to 200 Hz does not lead to qualitative changes of the general pattern (in agreement with the data reported previously for $J(t)$ [9]).

On the contrary, a superlow-frequency destabilization of the generation process is manifested by a pronounced (manifest) narrowing of the spectrum ($N_L^{(max)} = 7$) on the background of a significantly lower mode amplitude modulation (FIG. 4). However, a much more pronounced feature is the appearance of self-detunings in the microwave phonon spectrum for ω_m deviating from the maximum of the superlow-frequency resonance at $\omega_m = 9.79$ Hz. The self-detuning process is manifested by motion of the region of localization of this relatively narrow mode cluster along the frequency axis at a retained

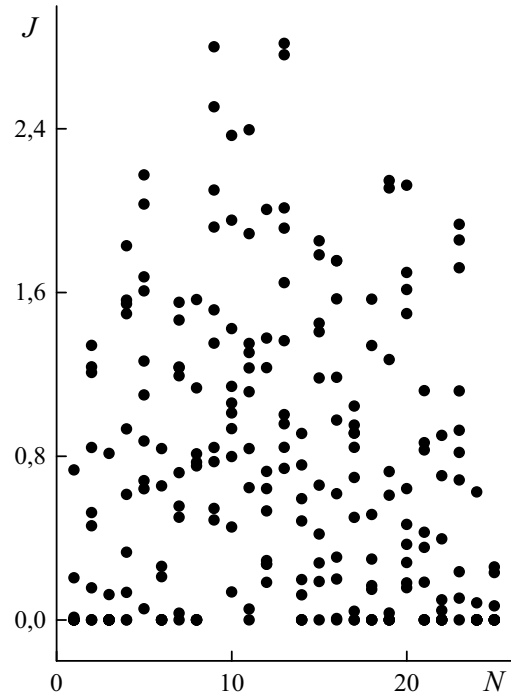


FIG. 3: Stroboscopic power spectrum of stimulated microwave phonon emission in nonautonomous ruby phaser with the electromagnetic pumping modulated at the maximum of low-frequency nonlinear resonance: $\omega_m = 9.79$ Hz. Here N is the microwave phonon mode number; J is the instantaneous intensity of the phonon stimulated emission normalized to the intensity of the central (maximum power) mode of the autonomous generation. $H = 3.92$ kOe; $T = 1.8$ K.

localization (width) of each mode. In other words, new modes are sequentially "red" on one side of the cluster and approximately the same number of modes are "extinguished" on the other side, up to a complete generation breakdown in a certain portion of the frequency axis. This is usually followed by a short-time refractoriness, after which the generation is "red" again in the opposite (starting) portion of the frequency axis and the entire process of collective motions is multiply repeated at a period of $T_{SD} \approx T_m$.

FIG. 5 shows a series of stimulated phonon emission spectra measured for $\omega_L = 0.23$ Hz and $\omega_H = 0$. A time interval of $T_E = 2.5$ s between sequential exposures E_k in FIG. 5 is selected to be much greater than T_m . For the ω_L value indicated above, the self-detuning period is $T_{SD} = 14$ s. The results of experiments showed that the T_{SD} value strongly depends on both absolute value and sign of ω_L and varies from a few tenths of a second for $|j_L| \approx 1$ Hz up to very large values $T_{SD} > 100$ s for $|j_L| < 0.05$ Hz. The direction of motion of the mode cluster is determined by the sign of j_L : for the virtual cluster maximum position denoted by ω_B , the direction is such that $\text{sgn}(d\omega_B/dt) = \text{sgn} \omega_L$.

An analogous character of self-detunings in the microwave phonon spectrum in the region of the super-low-frequency resonance is retained on the whole in a rather

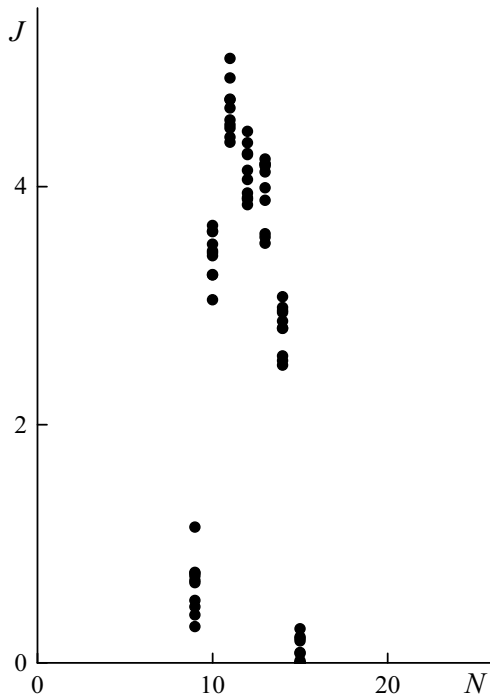


FIG. 4: The same as at previous figure, but with the electromagnetic pumping modulated in the region of superlow-frequency nonlinear resonance: $\delta_m = 9.79$ Hz.

broad range of j_H . Moreover, in the entire region of $j_H j < 10$ Oe, even the δ_L value remains virtually the same (close to 9.8 Hz). Only for a still greater detuning of the spin system with respect to the magnetic field (under these conditions, even an autonomous phonon laser may exhibit some insufficiently studied generation features [16]), the resonance frequency δ_L begins to drop significantly (approximately by half for $j_H j < 60$ Oe). Here the stimulated phonon emission intensity drops by more than one order of magnitude because of a decrease in the level of pumping (which passes now via a wing of the paramagnetic resonance line). A change in the sign of $j_H j$ does not modify the self-detuning process (in contrast to the case of changing the sign of δ_L considered above).

On the whole, the dynamics of the collective motions described above is somewhat analogous to that of autowaves [17]. Indeed, the observed moving spectral structures (like the usual autowaves) are independent (within certain limits) of perturbations in the control parameters and probably result from a self-organization in the open dissipative system of a phonon laser. The energy of external excitation (in our case, a pumping field) is spent for maintaining this state, while selective external factors only switch on certain internal processes changing the system behavior. Although the motions observed in our experiments occur in the spectral "space", these phenomena naturally reflect the corresponding processes in the real physical space of a distributed active system of the phonon laser studied.

It should be emphasized that the above-described self-

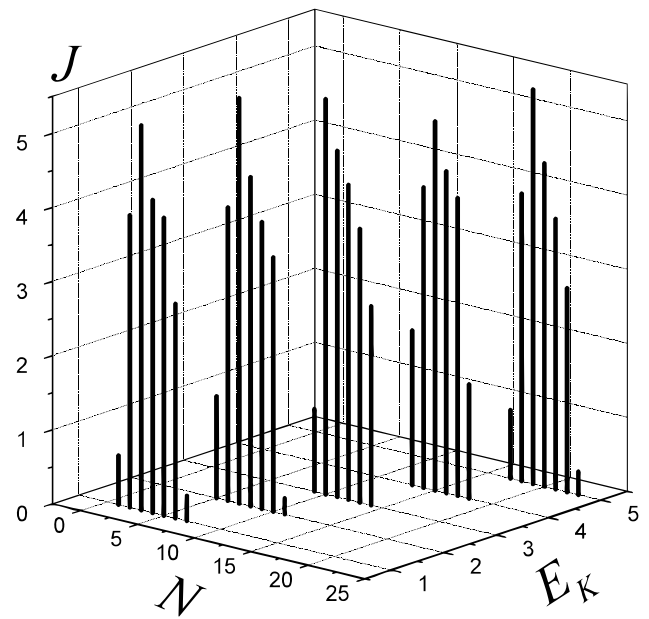


FIG. 5: A series of stimulated phonon emission spectra measured for small detunings ($\delta_L = 0.23$ Hz) of the modulation frequency relative to the superlow-frequency resonance maximum. E_K is the number of sequential exposure for the spectra taken at an interval of $T_E = 2.5$ s (other notations as in previous figures).

detunings in the phonon spectra of a nonautonomous phaser, as well as the recently observed nonlinear phenomena in electromagnetic lasers [18] and autonomous acoustic quantum generators [16, 19], possess an essentially nonthermal nature. Although the lower characteristic frequencies of the motions observed in this study fall within a millihertz frequency range, all these motions are related to the microwave field selfaction through a spin system of a paramagnet in the absence of the so-called phonon bottleneck effect [20] (and of the resulting phonon avalanche [21]). Therefore, no overheating of the stochastic phonon subsystem takes place in the spectral range of 10^8 Hz corresponding to the APR linewidth on the $E_2 \rightarrow E_3$ transition in pink ruby crystal at low temperatures. The observed frequencies of the chaotic amplitude modulation occur below 10^3 Hz, while the microwave modes of the stimulated phonon emission remain very broad ($\delta_N < 10^7$ Hz) for both $\delta_m = \delta_R$ and $\delta_m = \delta_L$. In this respect, behavior of the studied system qualitatively differs from that of the optical quantum generators of class A featuring a large-scale breaking of coherency (by the hydrodynamical turbulence type [22]) of the stimulated emission.

In conclusion, the revealed phenomenon is a kind of global spin-phonon self-organization, which is the result of superlow-frequency resonant destabilization of stationary phaser generation. All microwave modes of phonon laser oscillate with the same period, but with different, strongly determined phase shifts — as in optical class

B lasers with antiphase motions (see [10] and references therein). Several features of observed cooperative alternation of resonant LA modes in phonon laser may be described by simple balance model of active medium with spatial hole burning [10], but detailed theory of the self-organization in phaser must include into consideration the electron-nuclear magnetic interactions [23]. These interactions dramatically modify the processes of near-resonant energy transfer in ruby phaser [7, 24] due to nu-

clear spin polarization under conditions of electron spin-system saturation.

Acknowledgments. The author is grateful to E. D. Makovetsky (Physical Optics Chair, Khar'kov V. N. Karazin National University) and S. D. Makovetskiy (Department of Computer Sciences, Khar'kov National University of Radioelectronics) for their valuable help with computer processing of the experimental data.

-
- [1] C. H. Townes, *Quantum Electronics* (Columbia Univ. Press, New York, 1960), pp. 405-409; U. K. Kopylov and V. D. Korepanov, *Zh. Experm. Teor. Fiz.* 41 (1), 211 (1961), in Russian; C. Kittel, *Phys. Rev. Lett.* 6, 449 (1961).
- [2] E. B. Tucker, *Phys. Rev. Lett.* 6, 547 (1961); N. S. Shiren, *Appl. Phys. Lett.* 7, 142 (1965); P. D. Peterson and E. H. Jacobsen, *Science* 164, 1065 (1969); E. M. Ganapolskii and D. N. Makovetskiy, *Sov. Phys. Doklady* 19, 433 (1975) [translation of: *Doklady AN SSSR* 217 (2), 303 (1974)].
- [3] A. E. Siegman, *Microwave solid-state lasers* (McGraw Hill, New York etc., 1964).
- [4] D. N. Makovetskiy and K. V. Vorsul, *Sov. Phys. Tech. Phys.* 36, 50 (1991) [translation of: *Zh. Tekh. Fiz.* 61 (1), 86 (1991)].
- [5] E. B. Tucker, *Quantum Electronics: Proc. 3-rd Int. Congress, Vol. 2*, edited by P. Grivet and N. Bloembergen (Dunod Editeur, Paris; Columbia Univ. Press, New York, 1964), pp. 1787-1800; E. B. Tucker, *Physical Acoustics, Vol. 4A*, edited by W. P. Mason (Academic Press, New York and London, 1966), p. 47;
- [6] E. M. Ganapolskii and D. N. Makovetskiy, *Solid State Commun.* 15, 1249 (1974);
- [7] E. M. Ganapolskii and D. N. Makovetskiy, *Sov. Phys. JETP* 45, 106 (1977) [translation of: *Zh. Experm. Teor. Fiz.* 72 (1), 203 (1977)].
- [8] I. Camps and S. S. Makler, *Solid State Commun.* 116, 191 (2000), cond-mat/0101041; I. Camps, S. S. Makler, H. M. Pastawski, and L. E. F. Foa Torres, cond-mat/0101043; G. D. Sanders, C. L. Stanton, and C. S. Kim, cond-mat/0101459; Yu. E. Lozovik, S. P. Merkulova, and I. V. Ovchinnikov, *Phys. Lett. A* 282, 407 (2001).
- [9] D. N. Makovetskiy, *Radio zika i Elektronika* (Proc. of Institute for Radiophysics and Electronics of Nat. Acad. Sci. of Ukraine) 6 (1), 124 (2001), in Russian; E. M. Ganapolskii and D. N. Makovetskiy, *Sov. Phys. Tech. Phys.* 34, 1220 (1989) [translation of: *Zh. Tekh. Fiz.* 59 (10), 202 (1989)]; E. M. Ganapolskii and D. N. Makovetskiy, *Sov. Phys. Tech. Phys.* 37, 218 (1992) [translation of: *Zh. Tekh. Fiz.* 62 (2), 187 (1992)].
- [10] K. Wiesenfeld, C. Brackowski, G. James, and R. Roy, *Phys. Rev. A* 65, 1749 (1990); B. A. Nguyen and P. Mandel, *Opt. Commun.* 138, 81 (1997); A. G. Vladimirov, E. A. Viktorov, and P. Mandel, *Phys. Rev. E* 60, 1616 (1999).
- [11] M. Georgiou, P. Mandel, and K. Otsuka, *IEEE J. Quantum Electronics*, 30, 854 (1994).
- [12] E. M. Ganapolskii and D. N. Makovetskiy, *Solid State Commun.* 90, 501 (1994); E. M. Ganapolskii and D. N. Makovetskiy, *Ukrainian Phys. Journ.* 38 (2), 222 (1993) in Russian.
- [13] D. N. Makovetskiy, *Tech. Phys. Lett.* 27 (6), 511 (2001) [translation of: *Pisma Zh. Tekh. Fiz.* 27 (12), 57 (2001)].
- [14] D. N. Makovetskiy, *Proc. 4-th Int. Symp.: Physics and Engineering of Millimeter and Submillimeter Waves | M S M W '2001* (June 4-9, 2001), Vol. 2 (Khar'kov, 2001), pp. 762-764.
- [15] H. G. Schuster, *Deterministic chaos. An introduction* (Physik-Verlag, Weinheim, 1984).
- [16] E. M. Ganapolskii and D. N. Makovetskiy, *Tech. Phys. Lett.* 20 (11), 854 (1994) [translation of: *Pisma Zh. Tekh. Fiz.* 20 (21), 65 (1994)].
- [17] A. S. Mikhailov, *Foundations of Synergetics I. Distributed Active Systems* (Springer, Berlin, 1994).
- [18] D. N. Makovetskiy, A. A. Lavrinovich, and N. T. Cherpak, *Tech. Phys.* 44, 570 (1999) [translation of: *Zh. Tekh. Fiz.* 69 (5), 101 (1999)].
- [19] D. N. Makovetskiy, *Radio zika i Elektronika* (Proc. of Institute for Radiophysics and Electronics of Nat. Acad. Sci. of Ukraine) 4 (2), 91 (1999), in Russian.
- [20] A. A. Antipin, L. D. Livanova, and A. A. Fedii, *Sov. Phys. Solid State* 20, 1030 (1978) [translation of: *Fiz. Tverd. Tela* (Leningrad) 20, 1783 (1978)].
- [21] V. A. Golenishchev-Kutuzov, V. V. Samartsev, N. K. Solovarov, and B. M. Khabibullin, *Magnetic Quantum Acoustics* (Nauka, Moscow, 1977), in Russian; V. A. Golenishchev-Kutuzov, V. V. Samartsev, and B. M. Khabibullin, *Pulsed Optical and Acoustical Spectroscopy* (Nauka, Moscow, 1988), in Russian.
- [22] C. O. Weiss, M. Vaupel, K. Staliunas, G. Slekys, and V. B. Taranenko *Appl. Phys. B* 68, 151 (1999).
- [23] A. Bragman and M. Goldman, *Nuclear Magnetism. Order and Disorder* (Clarendon Press, Oxford, 1982).
- [24] E. M. Ganapolskii and D. N. Makovetskiy, *Sov. Phys. Solid State* 24, 1119 (1982) [translation of: *Fiz. Tverd. Tela* (Leningrad) 24, 1960 (1982)].