

Finite size corrections for the Ising model on higher genus triangular lattices

Ruben Costa-Santos

Spinoza Institute, Utrecht University, Leuvenlaan 4, 3584 CE Utrecht

Barry M. McCoy^y

C.N. Yang Institute for Theoretical Physics, State University of New York at Stony Brook, NY
11794-3840

Abstract

We study the topology dependence of the finite size corrections to the Ising model partition function by considering the model on a triangular lattice embedded on a genus two surface. At criticality we observe a universal shape dependent correction, expressible in terms of Riemann theta functions, that reproduces the modular invariant partition function of the corresponding conformal field theory. The period matrix characterizing the moduli parameters of the limiting Riemann surface is obtained by a numerical study of the lattice continuum limit. The same results are reproduced using a discrete holomorphic structure.

e-mail: R.A.Costa-Santos@phys.uu.nl

^ye-mail: mcco@insti.physics.sunysb.edu

I. INTRODUCTION

In the context of two dimensional critical phenomena, finite size corrections¹ provide a direct connection between the critical behavior of specific lattice models and the conformal field theory description of the corresponding universality class. For a two dimensional system without boundaries, of typical length L , the partition function is expected from very general arguments² to behave, at the critical point and in the large L limit, as

$$Z(L) \sim A L^h \exp(-f_1 L^2) \quad (1.1)$$

where h depends on the system topology and singularities of the metric and A depends on the shape of the system.

In this paper we study the shape dependence of the constant term A for the Ising model, and clarify its connection with conformal field theory, by considering the model on triangular lattices embedded on a genus two surface. Finite size corrections on higher genus lattices have been previously studied on square lattices³ for both the Ising model and the close-packed dimers. Here we test the universality of the results obtained by considering the triangular lattice case. The dimer model is not considered since it is not critical on triangular lattices⁴.

For a lattice embedded on a genus g surface, the Ising model partition function can be expressed, using the Kasteleyn dimer formalism^{5,9}, in terms of Pfaffians of 4^g adjacency matrices A_k

$$Z_g(N_i; K_i) = \sum_{k=1}^{X^g} \text{Pf} A_k(N_i; K_i) \quad (1.2)$$

where the N_i and K_i are respectively the integer sizes and coupling constants characterizing the lattice. We study numerically these Pfaffians in a number of genus $g = 2$ triangular lattices and show that they satisfy at the critical point and in the large lattice size N limit

$$\lim_{N \rightarrow \infty} \frac{\text{Pf} A_k(N_i; K_i)}{\text{Pf} A_1(N_i; K_i)} = \frac{[k](0j)}{[1](0j)} \quad (1.3)$$

where the $[i](0j)$ are genus two Riemann theta functions, defined in Section III, and $\begin{smallmatrix} 1 & 2 \\ 2 & 2 \end{smallmatrix}$ is the 2×2 period matrix. The shape dependent term in the partition function (1.1) is found to be, in the large lattice limit,

$$A \sim \tilde{A} \sum_{k=1}^{X^6} j[k](0j)j \quad (1.4)$$

where \tilde{A} is a k -independent constant.

This sum over theta functions can be identified with the classical winding part of the partition function of the corresponding conformal field theory^{10,12} on a genus two Riemann surface with a complex structure characterized by the period matrix.

The remarkable similarity between the combinatorial result (1.2) and the sum over 4^g fermion boundary conditions¹⁰ in conformal field theory, together with the explicit results obtained so far for genus one^{13,14} and two³ suggest that the shape dependent correction (1.4)

is universal. By this we mean the following; the expression (1.4), with a sum over 4^g theta function form one general topology, is found at criticality for all lattices independently of the lattice structural details, such as aspect ratios and coupling constants, while these structural details determine the genus g period matrix.

We are left with the problem of understanding the dependence of the period matrix on the lattice detailed structure. For toroidal lattices this is simply the lattice aspect ratio weighted by the coupling constants along the two lattice directions^{13,16}. In the higher genus case we will show that the lattice period matrix can be evaluated as the continuum limit of a discrete period matrix obtained by solving certain sets of finite difference Poisson equations on the lattice.

The concept of discrete period matrix was first introduced by the authors³, in the context of locally square lattices, using a discrete formulation of harmonic and holomorphic differentials. While discrete harmonic differentials are well understood, in the context of combinatorial Hodge theories on lattice cochains^{17,19}, discrete holomorphy is more elusive, the main obstacle to a lattice formulation being the discretization of the Hodge operator. Discrete Hodge operators have a long history in finite difference calculations in electrodynamics and other problems of computational physics^{20,25}. Two dimensional formulations have also been studied^{26,27} in connection with the Ising criticality and discrete holomorphy.

In this paper we extend our previous study³ to triangular lattices. We show that the period matrix for a triangular lattice G can be determined in terms of an effective square lattice G_2 . This correspondence depends explicitly on the Ising model criticality condition and provides a geometrical interpretation of this condition.

The structure of the paper is as follows:

In section II we discuss the Kasteleyn formalism and define the adjacency matrices in (1.2) for the genus two lattice shown in Fig. 1. In section III we study (1.3) numerically by evaluating ratios of determinants of adjacency matrices. In section IV we define discrete harmonic differentials. In section V we define discrete holomorphic differentials and the lattice period matrix and discuss the relation between our formalism and the formalism of reference²⁷. The period matrices of (1.4) are reproduced using discrete holomorphy in section VI. Finally, our conclusions are presented in section VII.

II. THE KASTELEYN FORMALISM

The partition function of the Ising model on a lattice, or more generally on a graph, embedded without superposition of edges on an orientable surface of genus g can be expressed as a sum (1.2) over the Pfaffians of 4^g adjacency matrices. This result, due to Kasteleyn^{7,28,8,9}, is the starting point for the study of the Ising model on higher genus lattices.

In this section we present the main aspects of the Kasteleyn formalism and define the adjacency matrices for the genus two triangular lattice, G , shown in Fig. 1. This lattice is characterized by five integer sizes $(M_1; M_2; K; N_1; N_2)$ and three coupling constants (K_h, K_v, K_d) distinguishing the horizontal, vertical and diagonal edges. The boundary conditions are such that the lattice can be drawn without superposition of edges only on a surface of genus two or higher. The cycles of lattice edges $a_i; b_i$, with $i = 1, 2$, represent a canonical basis of the first homology group of the embedding surface. The same cycles drawn over the dual lattice edges will be denoted by $\tilde{a}_i; \tilde{b}_i$ (see Fig. 2).

The Ising model on the lattice G can be expressed in terms of a dimer model on a decorated lattice G^0 using a well known^{6,29} one to one correspondence between polygon configurations of the Ising model high temperature expansion in G and close-packed dimer configurations in G^0 . A close-packed dimer configuration is a selection of lattice edges such that every vertex is included once and only once as a boundary of a selected edge.

The decorated lattice G^0 is obtained by replacing each vertex of the original lattice G with a decoration graph. For a triangular lattice the decoration can be chosen²⁹ to be a hexagon with all vertices connected (see Fig. 2) and the decorated lattice will have $6N$ vertices for a original lattice of size N .

Each edge on the decorated lattice G^0 is assigned a weight: $w_i = \tanh K_i$ for edges of type i inherited from the lattice G and a weight 1 for the internal edges of the decoration. The Ising partition function on the lattice G can then be expressed as

$$Z^{\text{Ising}} = (2 \cosh K_v \cosh K_h \cosh K_d)^N \sum_{\text{dimer con. g.}} w_v^{n_v} w_h^{n_h} w_d^{n_d} \quad (2.1)$$

where the sum runs over all the close-packed dimer configurations of the decorated lattice G^0 and n_i is the number of edges of type i in a given dimer configuration.

The dimer partition function can be expressed in terms of Pfaffians of the Kasteleyn adjacency matrices. These are signed adjacency matrices defined in the following way: label the decorated lattice vertices with an integer from 1 to M and choose a lattice edge orientation by assigning to each edge a direction represented by an arrow (see Fig. 2). The signed adjacency matrix corresponding to this edge orientation is the $M \times M$ matrix A_{ij} with entries

$$A_{ij} = \begin{cases} z & \text{if there is an arrow from vertex } i \text{ to vertex } j \text{ of weight } z \\ -z & \text{if there is an arrow from vertex } j \text{ to vertex } i \text{ of weight } z \\ 0 & \text{otherwise} \end{cases} \quad (2.2)$$

The Pfaffian of such an $M \times M$ anti-symmetric matrix, with M even, is defined as

$$\text{Pf}(A) = \frac{1}{2^{M/2} (M/2)!} \sum_p A_{p_1 p_2} A_{p_3 p_4} \dots A_{p_{M-1} p_M} \quad (2.3)$$

where the sum goes over all the permutations p of the integers from 1 to M and $p = 1$ for even and odd permutations respectively.

From the definition of the adjacency matrix it is clear that each non zero term in the Pfaffian equals, in absolute value, a term in the dimer partition function, with the relative sign depending on the choice of the edge orientation. If we choose an orientation such that all the terms in the Pfaffian have the same relative sign, the Pfaffian of the adjacency matrix equals the partition function modulo an overall sign.

Kasteleyn showed in a beautiful tour de force of combinatorics⁵ that edge orientations with this property exist. These are the edge orientations such that every lattice face has an odd number of clockwise oriented edges. In a genus g lattice there will be 4^g inequivalent such orientations and the dimer partition function is given as a linear combination of their Pfaffians, see references^{7,9} for more details.

For the genus two decorated lattice G^0 the relevant sixteen edge orientation classes can be labelled as $A(n_{a_1}; n_{b_1}; n_{a_2}; n_{b_2})$ with $n_x = 0; 1$ for $x = a_1; a_2; b_1; b_2$. The orientation $A(0000)$

is shown in Fig. 2. An orientation with a certain $n_x = 1$ is obtained from the corresponding orientation with $n_x = 0$ by introducing a disorder loop along the non-trivial cycle x , this is, by reversing the orientation of all the edges crossed by the cycle x .

To make connection with the theta functions characteristic and allow for more compact equations we will also use the alternative notations

$$A(n_{a_1}; n_{b_1}; n_{a_2}; n_{b_2}) = A \begin{smallmatrix} n_{b_1} & n_{b_2} \\ n_{a_1} & n_{a_2} \end{smallmatrix} = A_i \quad (2.4)$$

with the integer label given by $i = 16 - 8n_{a_1} - 4n_{b_1} - 2n_{a_2} - n_{b_2}$. In terms of these adjacency matrices the Ising model partition function on G is given by

$$Z = \frac{1}{4} (P_1 + P_2 + P_3 + P_4 + P_5 + P_6 + P_7 + P_8 + P_9 + P_{10} + P_{11} + P_{12} + P_{13} + P_{14} + P_{15} + P_{16}) \quad (2.5)$$

where $P_i = \text{Pf} A_i$ and the adjacency matrices are defined on the lattice G^0 .

For translational invariant lattices, such as the torus triangular lattice, the Pfaffians of the adjacency matrices can be evaluated in a closed form and the theta function dependence extracted by a careful asymptotic analysis^{13;14} For a genus two lattice as G^0 such an analytic treatment is not possible and we are forced to resort to numerical evaluations of the Pfaffians.

III. RATIOS OF DETERMINANTS AND THETA FUNCTIONS

The Pfaffians of the adjacency matrices defined on the previous section can be numerically evaluated using the fact that $\text{Pf} A = \sqrt{\det A}$ for an anti-symmetric matrix A . We evaluate these determinant for a sequence of lattices characterized by the integers sizes $(M_1; M_2; K; N_1; N_2) = (m_1; m_2; k; n_1; n_2)L$ with increasing L and fixed aspect ratios $(m_1; m_2; k; n_1; n_2)$. The Ising model coupling constants were restricted to the ferromagnetic case $K_i \geq 0$ and chosen to satisfy the criticality condition

$$\sinh(2K_h) \sinh(2K_v) + \sinh(2K_h) \sinh(2K_d) + \sinh(2K_v) \sinh(2K_d) = 1: \quad (3.1)$$

In order to eliminate the common bulk and algebraic terms, we consider ratios of the sixteen determinants to the largest among them

$$R_i = \frac{\det A_i}{\det A_{\max}}: \quad (3.2)$$

An example of the results obtained is shown in Fig. 3 and Fig. 4, where the fifteen ratios are shown, for a lattice with aspect ratios $(m_1; m_2; k; n_1; n_2) = (4; 2; 2; 2; 4)$ and coupling constants $[w_h; w_v; w_d] = [0.369; 0.159; 0.282]$. The ratios are shown as function of the number of lattice vertices, N . Six of them, shown in Fig. 4, are found to vanish in the large N limit while the remaining nine converge to finite values, Fig. 3.

We found that these ratios in the large N limit can be expressed in terms of ratios of genus two Riemann theta functions. These functions are defined³⁰ by the quickly converging series

$$\theta \begin{smallmatrix} \# \\ (z; \tau) \end{smallmatrix} = \sum_{n \in \mathbb{Z}^2} \exp \left[i \pi \begin{smallmatrix} h \\ (n + \frac{1}{2})^T (n + \frac{1}{2}) + 2 \begin{smallmatrix} i \\ (n + \frac{1}{2})^T (z + \frac{1}{2}) \end{smallmatrix} \end{smallmatrix} \right] \quad (3.3)$$

where \mathbf{r}, \mathbf{z} and n are 2-vectors half-integers, complex numbers and integers respectively. The 2×2 period matrix is a symmetric complex matrix with positive definite imaginary part

$$= \begin{pmatrix} r_{11} & r_{12} \\ r_{12} & r_{22} \end{pmatrix} + i \begin{pmatrix} i_{11} & i_{12} \\ i_{12} & i_{22} \end{pmatrix} : \quad (3.4)$$

The extrapolated values of the determinants ratios, in the $L \rightarrow \infty$ limit, can be expressed as

$$\frac{\det A_{\begin{smallmatrix} h & c_1 & c_2 \\ c_3 & c_4 & i \end{smallmatrix}}}{\det A_{\begin{smallmatrix} h & 0 & 0 \\ 0 & 0 & 0 \end{smallmatrix}}} = \frac{\det A_{\begin{smallmatrix} h & c_1=2 & c_2=2 \\ c_3=2 & c_4=2 & i \end{smallmatrix}}(0; \tau)}{\det A_{\begin{smallmatrix} h & 0 & 0 \\ 0 & 0 & 0 \end{smallmatrix}}(0; \tau)} \quad (3.5)$$

for the 16 combinations of $c_i = 0, 1$, with a remarkable precision from 10^{-4} to 10^{-6} , with a period matrix determined by a suitable numerical fitting procedure. Examples for three different lattices are shown in table I. For each lattice the first column shows the $L \rightarrow \infty$ extrapolated ratios of determinants (3.2) and the second column shows the theta function ratios

$$\frac{\det A_{\begin{smallmatrix} h & c_1 & c_2 \\ c_3 & c_4 & i \end{smallmatrix}}}{\det A_{\begin{smallmatrix} h & 0 & 0 \\ 0 & 0 & 0 \end{smallmatrix}}} = \frac{\det A_{\begin{smallmatrix} h & c_1=2 & c_2=2 \\ c_3=2 & c_4=2 & i \end{smallmatrix}}(0; \tau)}{\det A_{\begin{smallmatrix} h & 0 & 0 \\ 0 & 0 & 0 \end{smallmatrix}}(0; \tau)} \quad (3.6)$$

for $c_i, d_i = 0, 1$, with the fitted period matrix.

The period matrices in (3.5) are in general complex for triangular lattices unlike what was found for square lattices³ where the period matrix is purely imaginary. Away from criticality, the sixteen determinants converge rapidly to the same value and (3.5) does not hold.

IV. HARMONIC DIFFERENTIALS ON THE LATTICE

We now turn to the problem of evaluating the period matrix in (3.5) directly from the lattice structure using a discrete formulation of harmonic and holomorphic differentials.

In continuum Riemann surface theory the period matrix characterizing a given surface is evaluated in two steps, the first step being the determination of the space of harmonic 1-forms on the surface, the second step being the decomposition of this space into holomorphic and anti-holomorphic sub-spaces. On a lattice the role of p-forms is played by p-cochains, which are linear functionals defined on formal sums of the lattice p-elements: vertices, edges and faces. We will refer to the p-cochains by lattice functions, lattice differentials and lattice volume forms.

In this section we give the first step towards a definition of the lattice period matrix by defining and evaluating the harmonic lattice differentials or 1-cochains on the lattice. Discrete harmonicity and the relation between p-cochains and p-forms is well understood from the work of Eckmann¹⁷ and Dodziuk and Patodi^{18,19} on combinatorial Hodge theories. Here we generalize the treatment done in reference³ to triangular lattices by showing that harmonic differentials on the triangular lattice are completely determined by their restriction to an effective square lattice.

A . Lattice di erentials on a triangular lattice

A lattice function f is determined by its value on the lattice vertices $f[n] : n = 1; \dots; N$ with n being an integer labeling of the N vertices in the lattice.

A lattice differential w is determined by its value on the lattice edges. For the lattice G shown in Fig. 1 this dependence can be expressed as $w[nj] : n = 1; \dots; N; j = 1; 2; 3$ where $[nj]$ stands for the horizontal edge immediately right of vertex n , $[n2]$ for the vertical edge immediately below and $[n3]$ for the diagonal edge laying in between, see Fig. 5. Edges are oriented as shown in the figure according to their classification into horizontal, vertical or diagonal. The integral of a lattice differential w along a path C of lattice edges is defined to be the sum of the values of w on all the edges e included in the path

$$\int_C w = \sum_{e \in C} w[e] \quad (4.1)$$

the minus sign applying to edges with opposite orientation to the one of the path.

A lattice volume form is determined by its value on each lattice face. The genus two triangular lattice G has $2N - 2$ faces, two of which are hexagons the remaining being triangles. A volume form in G can be expressed as $[q] : q = 1; \dots; 2N - 2$ where q is an integer labelling of the faces of G . The integral of a volume form over a given area A on the lattice is the sum of the values that it takes on all the lattice faces q contained in that area

$$\int_A [q] = \sum_{q \in A} [q] \quad (4.2)$$

The lattice exterior derivative d is a linear operator that takes lattice functions into lattice differentials and lattice differentials into lattice volume forms. It can be defined as

$$\begin{aligned} (df)[e] &= \sum_X [f[n_{e1}] - f[n_{e2}]] \\ (dw)[q] &= \sum_{e \in \partial q} w[e] \end{aligned} \quad (4.3)$$

where n_{e1} and n_{e2} are the two vertices corresponding to the end and beginning of the oriented edge e and the sum runs over all the edges e in the boundary of the face q , the plus or minus sign being determined by the relative orientation of the edge e to the anticlockwise orientation of the face.

The exterior derivative defined in this way satisfies a discrete version of Stokes theorem. Let $C(n; n^0)$ be a path of lattice edges from vertex n to vertex n^0 and A an area on the lattice, then we have that

$$\begin{aligned} \int_{C(n; n^0)} df &= f[n^0] - f[n] \\ \int_A dw &= \int_{\partial A} w \end{aligned} \quad (4.4)$$

where ∂A is the path along the boundary of the area A with an anticlockwise orientation.

An inner product on lattice functions, differentials and forms can be defined as

$$\begin{aligned}
(f; f^0) &= \sum_n \alpha_0(n) f[n] \overline{f^0[n]} \\
(w; w^0) &= \sum_e \alpha_1(e) w[e] \overline{w^0[e]} \\
(\varphi; \varphi^0) &= \sum_q \alpha_2(q) \varphi[q] \overline{\varphi^0[q]}
\end{aligned} \tag{4.5}$$

where the α_i are positive functions on the vertices, edges and faces. For our purposes, in the lattice G we define $\alpha_0(n) = \alpha_2(q) = 1$ and let $\alpha_1(e)$ take one of three values α_H, α_V and α_D for horizontal, vertical or diagonal edges respectively. In terms of the edge labeling introduced above we have then

$$(w; w^0) = \sum_n \alpha_H w[n]_l \overline{w^0[n]_l} + \alpha_V w[n]_v \overline{w^0[n]_v} + \alpha_D w[n]_d \overline{w^0[n]_d} \tag{4.6}$$

From a choice of inner product there follows a definition of the lattice co-derivative δ , the adjoint operator of the exterior derivative,

$$\begin{aligned}
(w; df) &= (\delta w; f) \\
(\delta w; dw) &= (w; dw)
\end{aligned} \tag{4.7}$$

The co-derivative takes lattice differentials into lattice functions and lattice volume forms into lattice differentials and can be expressed as

$$\begin{aligned}
(\delta w)[n] &= \sum_{e \in 3n} \alpha_1(e) w[e] \\
(\delta w)[e] &= \frac{1}{\alpha_1(e)} (\varphi_{\text{el}} - \varphi_{\text{er}})
\end{aligned} \tag{4.8}$$

where the sum on the first equation runs over all edges e that contain the vertex n , the plus and minus sign corresponding to n being the ending or the starting vertex of the oriented edge. On the second equation φ_{el} and φ_{er} stand for the faces left and right of the edge e with respect to its orientation. For the lattice G we have explicitly

$$\begin{aligned}
w[n] &= \alpha_H (w[\text{left}(n)]_l - w[n]_l) + \alpha_V (w[n]_v - w[\text{up}(n)]_v) \\
&\quad + \alpha_D (w[\text{left}(n)]_d - w[\text{up}(n)]_d)
\end{aligned} \tag{4.10}$$

where the functions $\text{right}(n)$, $\text{left}(n)$, $\text{up}(n)$ and $\text{down}(n)$ give the label of the vertex immediately right, left, above and below of vertex n , see Fig. 5.

Given a definition of the lattice exterior derivative and co-derivative we define, in exact analogy with the continuum concepts, a lattice differential w to be closed if $dw = 0$, exact if $w = df$, co-closed if $\delta w = 0$ and co-exact if $w = \delta \varphi$. A lattice differential is said to be harmonic if it is both closed and co-closed

$$\begin{aligned}
w \text{ is harmonic} \iff & \begin{cases} dw[q] = 0; & \text{for all faces } q \text{ in } G \\ w[n] = 0; & \text{for all vertices } n \text{ in } G \end{cases}
\end{aligned} \tag{4.11}$$

These equations can be seen as linear system of equations on the unknowns $w[n]_k$. We will see that for a genus g lattice there are $2g$ linear independent solutions, corresponding to the $2g$ dimensional vector space of harmonic differentials of the continuum theory.

B. The effective square lattice description

The linear system (4.11) can be partially solved by noting that the value of a closed differential on the diagonal edges $w[n\beta]$ is determined by its values on the adjacent horizontal $w[nj]$ and vertical $w[n\beta]$ edges. Using this constraint to eliminate the $w[n\beta]$ from the second equation in (4.11) the problem of determining the lattice harmonic differentials on the triangular lattice becomes defined on an effective square lattice.

Let G_2 be the square lattice obtained from the triangular lattice G by removing all the diagonal edges. Consider Fig. 5; any square face q of G_2 contains two triangular faces of G , t_{q1} and t_{q2} . These two triangular faces share the diagonal edge $[n\beta]$ that enters the closeness condition in (4.11) in two equations

$$dw[t_{q1}] = 0; \quad dw[t_{q2}] = 0 \quad (4.12)$$

that can be equivalently expressed as

$$d_2 w[q] = 0 \quad (4.13)$$

$$w[n\beta] = w[nj] + w[n\beta] \quad (4.14)$$

where d_2 is the exterior derivative on the square lattice G_2 and the second equation determines the value of the differential on the diagonal edge.

In a similar way the hexagonal faces of G can be seen as contained on an octagonal face of G_2 together with two triangular faces, see Fig. 5, The closeness condition on these three faces of G is

$$dw[t_1] = 0; \quad dw[t_2] = 0; \quad dw[t_3] = 0 \quad (4.15)$$

and can also be expressed in terms of the vanishing of exterior derivative d_2 on the octagon q and condition (4.14) for the two diagonal edges involved

$$d_2 w[q] = 0 \quad (4.16)$$

$$w[n\beta] = w[nj] + w[n\beta] \quad \text{for } n = m, m^0:$$

Using (4.14) to eliminate the $w[n\beta]$ terms in the co-closeness condition in (4.11) we obtain that the harmonic differentials on the triangular lattice G are completely determined by the following conditions on their restriction to the squared lattice G_2

$$\begin{aligned} w \text{ is harmonic} \quad & \left(\begin{aligned} d_2 w[q] &= 0; \quad \text{for all faces } q \text{ in } G_2 \\ \sum_n w[n] &= 0; \quad \text{for all vertices } n \text{ in } G_2 \end{aligned} \right) \end{aligned} \quad (4.17)$$

where the finite difference operators on G_2 are given by

$$d_2 w[q] = \sum_i (w[\text{down}(q_i)j] + w[\text{right}(q_i)\beta] - w[q_i j] - w[q_i \beta]) \quad (4.18)$$

$$\begin{aligned} \sum_n w[n] &= \sum_H (w[\text{left}(n)j] - w[nj]) + \sum_V (w[n\beta] - w[\text{up}(n)\beta]) \\ &+ \sum_D (w[\text{left}(n)j] + w[\text{left}(n)\beta] - w[\text{up}(n)j] - w[\text{up}(n)\beta]) \end{aligned} \quad (4.19)$$

the sum in (4.18) goes over $i = 1, 2$ for the two octagonal faces of G_2 , with \hat{q}_1 and \hat{q}_2 being the labels of the two vertices that can be seen as the octagon upper left vertices in Fig. 1; and over $i = 1$ for the squared faces of G_2 of which \hat{q}_1 is the upper left vertex.

This notation³ for the faces and vertices of a locally square lattice, has the advantage of relating the labeling of vertices with the labeling of faces: if q labels a face then \hat{q}_1 label the upper left vertices of that face. Reciprocally if n labels a lattice vertex we define \hat{n} to be the label of the face of which n can be seen as the upper left vertex. We then have the relations

$$\hat{\hat{q}}_1 = q \quad (4.20)$$

$$n \in \hat{f}(\hat{n}_1; \hat{n}_2) \quad (4.21)$$

C. Evaluation of the harmonic differentials

For a given lattice G a basis of the space of harmonic differentials can be evaluated by direct solution of one of the equivalent linear systems (4.11) or (4.17).

The number of solutions can be bounded from below by subtracting the number of unknowns by the number of equations. Two additional solutions are provided by the two dimensional space of constant differentials and the total number of solutions is at least

$$\#(\text{edges}) - \#(\text{vertices}) - \#(\text{faces}) + 2 = \chi + 2 = 2g \quad (4.22)$$

where χ is the Euler characteristic of the lattice. There are no additional solutions because harmonic differentials are completely determined by its periods, or integrals, along the non-trivial homology cycles of the lattice and $2g$ is precisely the dimension of the first homology group (see³ for further details).

The linear system (4.17) can always be evaluated numerically, although the evaluation of the kernel of a large linear system is computationally demanding. For practical purposes there is a much more efficient method based on a discrete version of the Hodge decomposition theorem. This theorem states that the space of lattice differentials in G_2 has an orthogonal decomposition in terms of exact, co-exact and harmonic differentials and that any lattice differential w can be written in a unique way as

$$w = d_2 f + h + \bar{\partial}_2 \quad (4.23)$$

where h is a harmonic. The orthogonality of the different kinds of differentials follows directly from (4.17) and the property $d_2 \bar{\partial}_2 = \bar{\partial}_2 d_2 = 0$.

This result allows the determination of harmonic differentials by orthogonal projections. Our objective is to obtain a basis $fA_k; B_k : k = 1, 2g$ of the space of harmonic differentials satisfying the normalization conditions

$$\begin{aligned} \sum_{a_j} A_k = \delta_{kj}; \quad \sum_{b_j} A_k &= 0 \\ B_k = 0; \quad \sum_{b_j} B_k &= \delta_{kj} \end{aligned} \quad (4.24)$$

with the $a_j; b_j$ being any choice of closed paths on the lattice representing a basis of the first homology group. We proceed in the following way: start with closed but not harmonic differentials $\hat{A}_k; \hat{B}_k$ with the periods required by (4.24). A possible choice for these differentials is shown in Fig. 6 where we take \hat{A}_k (\hat{B}_k) to be zero on all edges except the ones crossed by the dual lattice cycles \tilde{b}_k (respectively \tilde{a}_k). Since closed differentials are orthogonal to co-exact differentials it follows from (4.23) that closed differentials can be written as the sum of a harmonic differential with the same periods and an exact differential

$$\begin{aligned}\hat{A}_k &= A_k + d_2 f_k^A \\ \hat{B}_k &= B_k + d_2 f_k^B\end{aligned}\tag{4.25}$$

applying on these equations and using (4.17) we obtain

$$\begin{aligned}\Delta f_k^A &= \hat{A}_k \\ \Delta f_k^B &= \hat{B}_k\end{aligned}\tag{4.26}$$

where the Laplacian operator $\Delta = \Delta_2 d_2$ on lattice functions is given explicitly by

$$\begin{aligned}(\Delta f)[n] &= \Delta_H (f[\text{right}(n)] + f[\text{left}(n)]) \\ &\quad + \Delta_V (f[\text{up}(n)] + f[\text{down}(n)]) \\ &\quad + \Delta_D (f[\text{right}(\text{up}(n))] + f[\text{down}(\text{left}(n))]):\end{aligned}\tag{4.27}$$

The Laplacian operator can be seen as a $N \times N$ matrix of rank $(N - 1)$ acting on the functions N -vector. The linear system of equations (4.26) can then be solved numerically for reasonably large N by fixing the value of the functions at a lattice vertex and the solutions can be differentiated and subtracted from the $\hat{A}_k; \hat{B}_k$ to obtain a normalized basis of the space of harmonic differentials $fA_k; B_k : k = 1; 2g$. This method is numerically more efficient than the direct solution of the linear system (4.17).

V. HOLOMORPHIC DIFFERENTIALS AND THE PERIOD MATRIX

The second step in the definition of a lattice period matrix is the decomposition of the space of lattice harmonic differentials, obtained in the previous section, into holomorphic and anti-holomorphic sub-spaces. For general values of the edge weights Δ_H, Δ_V and Δ_D in (4.6) this is not possible. However if the edge weights are related through the Ising model criticality condition we are able to interpret d_2 and Δ_2 as the geometrical realization of a square lattice tilted by an angle and a generalization of the square lattice formalism³ allows the definition of a discrete period matrix for the triangular lattice G .

A. Geometrical interpretation of the criticality condition

In order to reproduce the period matrix in the Ising model finite size correction (1.4) the edge weights Δ_H, Δ_V and Δ_D must be given in terms of the Ising model coupling constants along the same direction as

$$j = \sinh 2K_j: \quad (5.1)$$

Since the coupling constants at criticality verify (3.1) we can parameterize the edge weights j_i in terms of a positive number r and an angle $\theta = 2 <$

$$\begin{aligned} j_H &= \frac{1}{\sin \theta} (r + \cos \theta) \\ j_V &= \frac{1}{\sin \theta} \left(\frac{1}{r} + \cos \theta \right) \\ j_D &= \frac{\cos \theta}{\sin \theta} \end{aligned} \quad (5.2)$$

with

$$\cos \theta = \frac{j_D}{(j_H + j_D)(j_V + j_D)} \quad (5.3)$$

$$r = \frac{j_H + j_D}{j_V + j_D} \quad (5.4)$$

This parameterization has a clear geometrical interpretation with r being the ratio of length scales along the vertical and horizontal directions and θ a tilt angle, see Fig. 7. To show this, consider the co-derivative (4.19) in terms of the new parameters, dropping an overall $\sin \theta$ factor, we have that

$$\begin{aligned} \Delta f[n] &= r (w[\text{left}(n)] - w[n]) + 1 = r (w[n] - w[\text{up}(n)]) \\ &\quad + \cos \theta (w[n] - w[\text{up}(n)] + w[\text{left}(n)] - w[n]): \end{aligned} \quad (5.5)$$

and the discrete Laplacian operator on lattice functions ($\Delta = \Delta_2$) is given by

$$\begin{aligned} (\Delta_2 f)[n] &= 2(r + 1 - r + \cos \theta) f[n] \\ &\quad + (r + \cos \theta) (f[\text{right}(n)] + f[\text{left}(n)]) \\ &\quad + (1 - r + \cos \theta) (f[\text{up}(n)] + f[\text{down}(n)]) \\ &\quad + \cos \theta (f[\text{right}(\text{up}(n))] + f[\text{down}(\text{left}(n))]) \end{aligned} \quad (5.6)$$

Modulo a constant term, this Laplacian is the discretization of a continuum Laplacian describing a geometry with an angle θ between the directions x_0 and x_1

$$= \frac{1}{\sin^2(\theta)} \left(\frac{\partial^2}{\partial x_0^2} - 2 \cos \theta \frac{\partial^2}{\partial x_0 \partial x_1} + \frac{\partial^2}{\partial x_1^2} \right) : \quad (5.7)$$

with r being the ratio of the lattice spacings along these directions, precisely the geometry of Fig. 7.

The Ising model criticality condition (3.1) allows the description of discrete harmonic differentials on a triangular lattice as harmonic differentials on a square lattice tilted by an angle θ . While the Ising criticality condition has been previously given a geometrical interpretation²⁶ at the level of discrete holomorphy, the reasoning above shows that a geometrical interpretation exists already at the level of discrete harmonicity.

B . The Hodge operator

In the continuum theory the holomorphic and antiholomorphic sub-spaces are obtained from the space of harmonic differentials by the projection operators

$$P = (1 + i \gamma)/2 \text{ and } P = (1 - i \gamma)/2 \quad (5.8)$$

where γ is the (continuum) Hodge operator^{31;32}. This operator is an endomorphism on the space of harmonic differentials and satisfies $\gamma^2 = -1$. Its action on differentials is given by

$$[f_x(x;y)dx + f_y(x;y)dy] = \gamma [f_y(x;y)dx + f_x(x;y)dy] \quad (5.9)$$

and a differential is said to be holomorphic if it is of the form Pw with w harmonic.

We will proceed in a similar way in the discrete theory and define lattice holomorphic differentials by a projection with a discrete Hodge operator γ . This operator on lattice differentials should be defined in such way that $(1 \pm \gamma)/2$ are projection operators and endomorphisms on the space of harmonic differentials, or equivalently that

$$\left(\begin{array}{l} d w[q] = 0; \text{ for all } q \\ w[n] = 0; \text{ for all } n \end{array} \right) \quad \left(\begin{array}{l} d \gamma w[q] = 0; \text{ for all } q \\ \gamma w[n] = 0; \text{ for all } n \end{array} \right) \quad (5.10)$$

$$\gamma \gamma = -1 \quad (5.11)$$

There is no known definition of a discrete Hodge operator that satisfies these properties precisely while keeping the dimensions of the space of holomorphic differentials equal to g . We propose the following definition

Definition: the Hodge operator on the effective square lattice G_2 with edge weights parameterized according to (5.2) is defined by

$$\begin{aligned} (\gamma w)[n_j] &= \frac{1}{r} \frac{1}{\sin} w[\text{up}(n)_j] + \frac{\cos}{\sin} w[\text{up}(n)_j] \\ (\gamma w)[n_j] &= r \frac{1}{\sin} w[\text{left}(n)_j] - \frac{\cos}{\sin} w[\text{left}(n)_j] \end{aligned} \quad (5.12)$$

For $r = 1$ we recover the discrete Hodge star for the simple square lattice³, minor differences are due to the different labeling we have chosen for the lattice edges, see Fig. 9 in that reference.

This definition of the discrete Hodge operator relates the exterior derivative d with the co-derivative δ in a way that closely satisfies (5.10). From the definition above, (4.18) and (5.5) it follows that

$$(d \gamma w)[q] = \frac{1}{\sin} \sum_i x_i w[q] \quad (5.13)$$

$$(\gamma w)[n] = \frac{1}{\sin} \sum_k (n_k) \text{ if } n \in \{n_1; n_2; n_3; n_4\} \quad (5.14)$$

where in the first equation the sum goes over $i=1,2$ for the octagonal faces and over $i=1$ for squared faces. In the second equation, the n_k are the four lattice vertices where $\text{left}(\text{up}(n_k)) \notin \text{up}(\text{left}(n_k))$ and $\text{up}(n)$ stands for the tile of the vertex $\text{up}(n)$.

Because of the four vertices n_k the discrete Hodge operator fails to be an endomorphism on the harmonic lattice differentials: the requirement that a differential w is closed and co-closed is not sufficient to ensure that the corresponding $?w$ is co-closed. This is due to the fact that the lattice has more vertices than faces and co-closeness is a condition verified on vertices. The condition is still partially satisfied in the sense that, if n_1 and n_2 are on the same octagon, then the (n_k) satisfy

$$(n_1) + (n_2) = \sin \, dw \, [\text{up}(\text{left}(n_1))] + \frac{\cos}{\sin} (w[\text{up}(n_1)] - w[\text{left}(n_1)] + w[\text{up}(n_2)] - w[\text{left}(n_2)]) \quad (5.15)$$

and similarly for $(n_3) + (n_4)$.

Unlike the continuum Hodge star, our lattice definition does not satisfy (5.11) but rather

$$\begin{aligned} ?^2 w[n] &= w[\text{left}(\text{up}(n))] + \frac{\cos}{\sin} D(?w)[n] + \frac{\cos}{\sin} D(w)[\text{left}(n)] \\ ?^2 w[n] &= w[\text{up}(\text{left}(n))] + r \frac{\cos}{\sin^2} D(w)[\text{left}(n)] \end{aligned} \quad (5.16)$$

where $D(w)$ is defined as

$$D(w)[n] = (w[\text{up}(n)] - w[\text{left}(n)]) \frac{1}{r} \cos (w[\text{up}(n)] - w[\text{left}(n)]): \quad (5.17)$$

as in the simple square lattice case³ the action of $?^2$ on lattice differentials produces a diagonal translation, the size of a lattice spacing, that becomes negligible in the continuum limit.

C. Differentials in the dual lattice

We can also consider the construction of harmonic and holomorphic differentials on G_2 , the dual lattice of G_2 . While most of the concepts above follow through with minor changes there are a few relevant differences that make the dual lattice a testing ground for the dependence of our definitions on the lattice structure.

We define G_2 as the dual of G_2 in the usual graph theoretical sense together with the same assignment of edge weights, parameterized by r and θ , for horizontal and vertical edges. The two lattices G_2 and G_2 differ at the conical singularities: where one has an octagonal face the other has a vertex with eight adjacent edges. This fact has important consequences in equations (5.13) and (5.14). As mentioned before closed differentials w in G_2 do not generate co-closed differentials of the form $?w$ because the lattice has more vertices than faces. For the dual lattice G_2 , where the number of faces is larger than the number of vertices, the opposite happens and (5.13) is given in terms of (n) terms not expressible in terms of derivatives and co-derivatives at a single point.

For calculation purposes the dual lattice G_2 can be schematically represented as G_2 with two vertices identified on each octagonal face, see Figs. 8 and 9. The faces of G_2 are all squares and two of the lattice vertices have eight adjacent edges. Since the edges of G_2 are in one to one correspondence with the edges of G_2 and we can use a edge labeling for G_2

similar to the one used for G_2 . The Hodge operator and the exterior derivative on functions can be defined in the same way for both lattices while the exterior derivative d_2 and the co-derivative δ_2 are defined as

$$d_2 w[q] = \sum_X (w[\hat{q}_1] + w[\text{right}(\hat{q})] - w[\text{up}(\hat{q})] - w[\hat{q}_2]) \quad (5.18)$$

$$\delta_2 w[n] = \sum_i \left(w[\text{down}(n_i)] - w[n_i] \right) + \sum_v \left(w[n_i] - w[\text{up}(n_i)] \right) + \sum_D \left(w[\text{left}(n_i)] - w[n_i] \right) \quad (5.19)$$

where in the first equation \hat{q} is the vertex of G_2 that is the upper left corner of the square face q of G_2 . In the second equation the sum goes over $i = 1; 2$ when n is one of the G_2 vertices with eight edges and $i = 1$ for all other vertices. The functions $\text{right}(n)$; $\text{left}(n)$; $\text{up}(n)$ and $\text{down}(n)$ and the relations between vertices, edges and faces in G_2 are evaluated on G_2 with values in G_2 which means that we start by distinguishing over different n_i but identify them in the final result. This set of rules provides a complete prescription to evaluate holomorphic differentials in G_2 .

D. The torus modular parameter

As an illustration of the formalism developed above we will consider the genus one toroidal lattice and reproduce the modular parameter, known by exact asymptotic analysis¹⁴.

Consider a toroidal triangular lattice with M rows and N columns, characterized by the coupling constants K_h , K_v and K_d along the horizontal, vertical and diagonal edges. Let $a; b$ be a basis of the first homology group with a being a horizontal loop and b a vertical loop. The harmonic differentials, solution of (4.17), on this lattice are the constant differentials

$$A[n][1] = \alpha; A[n][2] = \beta \quad (5.20)$$

for all vertices n , with α and β being two arbitrary constants. These harmonic differentials can be projected into the space of holomorphic differentials as

$$(1 + i\gamma) A[n][1] = \alpha + i \frac{\cos \theta}{\sin \theta} \frac{1}{r} \frac{1}{\sin \theta} \quad (5.21)$$

$$(1 + i\gamma) A[n][2] = \beta + i \frac{\cos \theta}{\sin \theta} + r \frac{1}{\sin \theta} \quad (5.22)$$

for all vertices n . The lattice modular parameter is obtained by integrating this differential along a loop of the homology class of b after a proper normalization is chosen

$$\int_{Z^a} (1 + i\gamma) A = 1 \quad (5.23)$$

$$\int_b (1 + i\gamma) A = \tau \quad (5.24)$$

immediately we reproduce the known result¹⁴

$$\tau = \frac{M}{N} r (\cos \theta + i \sin \theta) \quad (5.25)$$

with r and θ given by (5.1) and (5.3).

E . The period matrix on higher genus lattices

After obtaining a basis $\{A_k; B_k\}$ for the space of harmonic differentials on a given lattice G , using the procedures of section IV, we proceed to evaluate a basis for the space of holomorphic differentials of the form $f_k = (1 + i?)H_k : k = 1 ::; g$ where the H_k are harmonic differentials, satisfying the normalization conditions

$$\int_{Z^{a_k}} (H_1 + i?H_1) = \delta_{k1} \quad (5.26)$$

$$\int_{b_k} (H_1 + i?H_1) = \delta_{k1} \quad (5.27)$$

Equation (5.26) is a set of $2g$ real constraints on H_k from which we can determine the coefficients of H_k in the basis $\{A_k; B_k\}$ and equation (5.27) is our definition of the finite size lattice period matrix.

The same construction can be made on the dual lattice G_2 . We start by obtaining a basis of the harmonic differentials $\{A_k; B_k : k = 1; 2g\}$ using the procedure of section IV and (5.18) and (5.19). Then using the same projection operator we obtain a basis for the space of differentials $f_k = (1 + i?)H_k : k = 1 ::; g$ with the H_k being harmonic differentials in G_2 , satisfying the normalization conditions

$$\int_{Z^{a_k}} (H_1 + i?H_1) = \delta_{k1} \quad (5.28)$$

$$\int_{b_k} (H_1 + i?H_1) = \delta_{k1} \quad (5.29)$$

The discrete period matrix on the dual lattice is not in general equal to that of the direct lattice as we will see in the next section by explicit computation.

F . Connection with other formulations

The definitions we introduced in this section treat the direct lattice and the dual lattice separately, using a discrete Hodge operator defined exclusively on either the direct lattice or on the dual lattice. This was possible due to the reduction of the problem to a tilted square lattice, that can be seen as approximately self-dual.

In the literature^{20,25} many examples can be found in which the Hodge operator on d -dimensional lattices is defined as an operator taking p -cochains on the lattice to $(d-p)$ -cochains on the dual lattice. For two dimensional problems, where the Hodge operator is closely related with the concept of holomorphy, such operators have been extensively studied by Mercat^{26,27}, who defines the Hodge operator in terms of the double lattice, the direct sum of the direct lattice G and the dual lattice G_2 .

In the double lattice formulation the number of holomorphic differentials is double of the continuum analogue and we lose either the interpretation of the period matrix as the periods of a holomorphic basis or its expected dimension. A $2g \times 2g$ period matrix can be defined²⁷ using a combination of (5.26) and (5.27) together with a procedure that yields a $g \times g$ period matrix.

For a square, $\beta_D = 0$, version of the lattices G that we study in this paper the β_D and period matrices we introduced are closely related with two sub-matrices of the $2g \times 2g$ period matrix of the double lattice formulation. The same is not true for general triangular lattices G . Since we require the number of holomorphic differentials to be g , and use an exact mapping for discrete harmonic differentials from G to G_2 , our discussion refers to the dual of the effective square lattice G_2 and not to the dual of the original lattice G .

VI. NUMERICAL EVALUATION OF THE PERIOD MATRIX

The formalism developed on the previous sections can be illustrated by the numerical evaluation from first principles of the period matrices in (3.5).

We consider lattices with sizes $(M_1; M_2; K; N_1; N_2) = L(m_1; m_2; k; n_1; n_2)$ for fixed aspect ratios $(m_1; m_2; k; n_1; n_2)$ and increasing L . The numerically evaluated period matrices for both the direct and the dual lattice, Ω and Ω^* , were found to be symmetric with positive definite imaginary part for all lattice sizes and coupling constants. A typical example of the dependence of the entries of Ω and Ω^* on the lattice size N is shown in Fig. 10.

The two period matrices were found to have equal real parts for all couplings and aspect ratios tested while the imaginary part is typically different but converges towards the same value in the large N limit. In the example of Fig. 10 we see that the imaginary parts of Ω and Ω^* converge slower to the continuum limit than their real part, while the average of the imaginary parts converges as fast as the real part.

The period matrix characterizing a given lattice is not uniquely defined but depends on the choice of the basis of the first homology group, $\{a_i; b_i\}$ used for its evaluation. Period matrices evaluated with different bases are related by modular transformations. Consider the basis $\{a_i; b_i\}$ shown in Fig. 1, we will call this basis H1 and H2 to the basis obtained from this one by exchanging the labeling of the a_i and b_i cycles.

In table II we give examples of Ω and Ω^* , evaluated at finite N and the corresponding $N \rightarrow \infty$ extrapolation, using the two basis H1 and H2. In table III we plot the ratios of theta functions R_i for these period matrices, they are related by a permutation of the index labeling the half-integer characteristic. From this table we see that modular invariance is broken at finite size by Ω and Ω^* but it is satisfied by the average $(\Omega + \Omega^*)/2$ with a precision of 1% or better. In the large N limit both Ω and Ω^* satisfy modular invariance approximately while the average period matrix satisfies it with a precision of 10^{-6} .

Similar averages have been considered in the literature²⁷ but the fact that the average of the two period matrices is modular invariant at finite size and provides a faster convergence to the continuum limit is an unpredicted numerical finding.

The comparison between the averaged period matrix and the period matrices obtained by fitting the ratios of determinants in (3.5), is done in table I. There is a remarkable agreement between the two sets of values. The theta function ratios corresponding to the two period matrices agree with a precision of 10^{-3} or better. A typical example of the convergence of ratios of determinants and ratios of theta functions for Ω and Ω^* is shown in Fig. 3.

VII. CONCLUSIONS

In this paper we studied a shape and topology dependent finite size correction to the Ising model partition function on genus two triangular lattices.

We found that, in a similar way to the toroidal case^{13;14}, the determinants of the Kasteleyn adjacency matrices converge at criticality to a common bulk term times theta functions of half-integer characteristic. This result (3.5) together with the Kasteleyn expression for the higher genus partition function (1.2) suggests that the shape dependent correction (1.4) is universal for the Ising model on orientable two dimensional lattices. Different topologies correspond to sums over different genus theta functions while different lattice aspect ratios and coupling constants change only the period matrix. The analysis done in this paper for genus two can be readily generalized for arbitrary genus since both the Kasteleyn formalism and the period matrix evaluation are defined independently of the lattice genus.

The period matrix characterizing the lattice continuum limit can be extracted from the finite size correction (1.4). This provides a unique testing ground for discrete formulations of holomorphy and Riemann surface theory. We used such a formulation to reproduce the dependence of the period matrix on the lattice aspect ratios and coupling constants. The present discussion and the recent interest^{26;27;33} in discrete holomorphy may provide a starting point for a deeper mathematical understanding of the relation between discrete models and certain aspect of conformal field theory.

We also emphasize that the observed dependence of the determinants of adjacency matrices on the Kasteleyn orientations is precisely the dependence of the determinant of the Dirac operator on the Riemann surface spin structures^{10;11} of the corresponding conformal field theory. Such a one to one correspondence between discrete lattice determinants and functional determinants is reminiscent of the Ray-Singer theorem^{34;35} relating determinants of the analytical Laplacians on a surface with the determinants of combinatorial Laplacians on a triangulation of that surface. We believe that further progress can be made along these directions.

Acknowledgments

This work was partially supported by the Fundacao para a Ciencia e Tecnologia (Portugal) under Grant BD 11503 97, by the National Science Foundation (USA) under Grant No. DMR-0073058, by the EU grant HPRN-CT-1999-00161 and by the ESF network no. 82. Both authors profited from useful discussions with C. Mercat.

REFERENCES

- ¹ H. W. J. Blöte, J. L. Cardy and M. P. Nightingale, *Phys. Rev. Lett.* 56 (1986) 742.
- ² J. L. Cardy and I. Peschel, *Nucl. Phys. B* 300 (1988) 377.
- ³ R. Costa-Santos and B. M. McCoy, *Nucl. Phys. B* 623 [FS] (2002) 439.
- ⁴ P. Fendley, R. Moessner, S. L. Sondhi, *Phys. Rev. B* 66 (2002) 214513.
- ⁵ P. W. Kasteleyn, *Physica* 27 (1961) 1209.
- ⁶ P. W. Kasteleyn, *J. Math. Phys.* 4 (1963) 287.
- ⁷ P. W. Kasteleyn in *Graph Theory and Theoretical Physics*, ed. F. Harary, 43 (Academic Press, New York, 1967).
- ⁸ N. P. Dolbilin, A. S. Mishchenko, M. A. Shtan'ko, M. I. Shtogrin and Y. M. Zinoviev, *Func. Anal. and Applic.* 30 (1996) 163.
- ⁹ G. Tesler, *J. Comb. Theo. B* 78 (2000) 198.
- ¹⁰ L. Alvarez-Gaume, G. Moore and C. Vafa, *Commun. Math. Phys.* 106 (1986) 1.
- ¹¹ E. Verlinde, H. Verlinde, *Nucl. Phys. B* 288 (1987) 357.
- ¹² N. Behera, R. P. Malik and R. K. Kaul, *Phys. Rev. D* 40 (1989) 1993.
- ¹³ A. E. Ferdinand and M. E. Fisher, *Phys. Rev.* 185 (1969) 832.
- ¹⁴ C. Nash and D. O'Connor, *Annals Phys.* 273 (1999) 72.
- ¹⁵ J. G. Brankov and V. B. Priezzhev, *Nucl. Phys. B* 400 [FS] (1993) 633.
- ¹⁶ W. T. Lu and F. Y. Wu, *Phys. Rev. E* 63 (2001) 26107.
- ¹⁷ B. Eckmann, *Comment. Math. Helvetici* 17 (1944) 240.
- ¹⁸ J. Dodziuk, *Am. J. of Math.* 98 (1976) 79.
- ¹⁹ J. Dodziuk and V. K. Patodi, *J. Indian Math. Soc.* 40 (1976) 1.
- ²⁰ J. Jin, *The Finite Element Method in Electrodynamics* (J. Wiley & Sons, New York, 1993).
- ²¹ P. R. Kottuga, Ph.D. thesis: Hodge decompositions and computational electromagnetics, McGill University, Montreal, Canada (1984).
- ²² A. de la Bourdonnay and S. Lala, in *Proc. of ECCOMAS'96: Numerical Methods in Engineering*, 557 (J. Wiley & Sons, Paris, 1996).
- ²³ T. Tarhaasaari, L. Kettunen and A. Bossavit, *IEEE Trans. Magn.* 35 (1999) 1494.
- ²⁴ F. L. Teixeira and W. C. Chew, *J. Math. Phys.* 40 (1999) 169.
- ²⁵ R. Hipfmair, Report No. 126, SFB 382, Universität Tübingen, (1999)
- ²⁶ C. Mercat, *Commun. Math. Phys.* 218 (2001) 177.
- ²⁷ C. Mercat, math-ph/0111043.
- ²⁸ B. M. McCoy and T. T. Wu, *The two-dimensional Ising model* (Harvard Univ. Press, Cambridge, Massachusetts, 1973).
- ²⁹ J. Stephenson, *J. Math. Phys.* 5 (1964) 1009.
- ³⁰ D. Mumford, *Tata lectures on Theta* (Birkhauser, Boston, 1983).
- ³¹ H. M. Farkas and I. Kra, *Riemann Surfaces* (Springer-Verlag, New York, 1992).
- ³² C. von Westenholtz, *Differential Forms in Mathematical Physics* (North Holland Publishing Company, Amsterdam, 1981).
- ³³ R. Kenyon, *Invent. Math.* 150 (2002) 409.
- ³⁴ D. B. Ray and I. M. Singer, *Adv. in Math.* 7 (1971) 145.
- ³⁵ W. Müller, *Adv. in Math.* 28 (1978) 233.

FIGURES

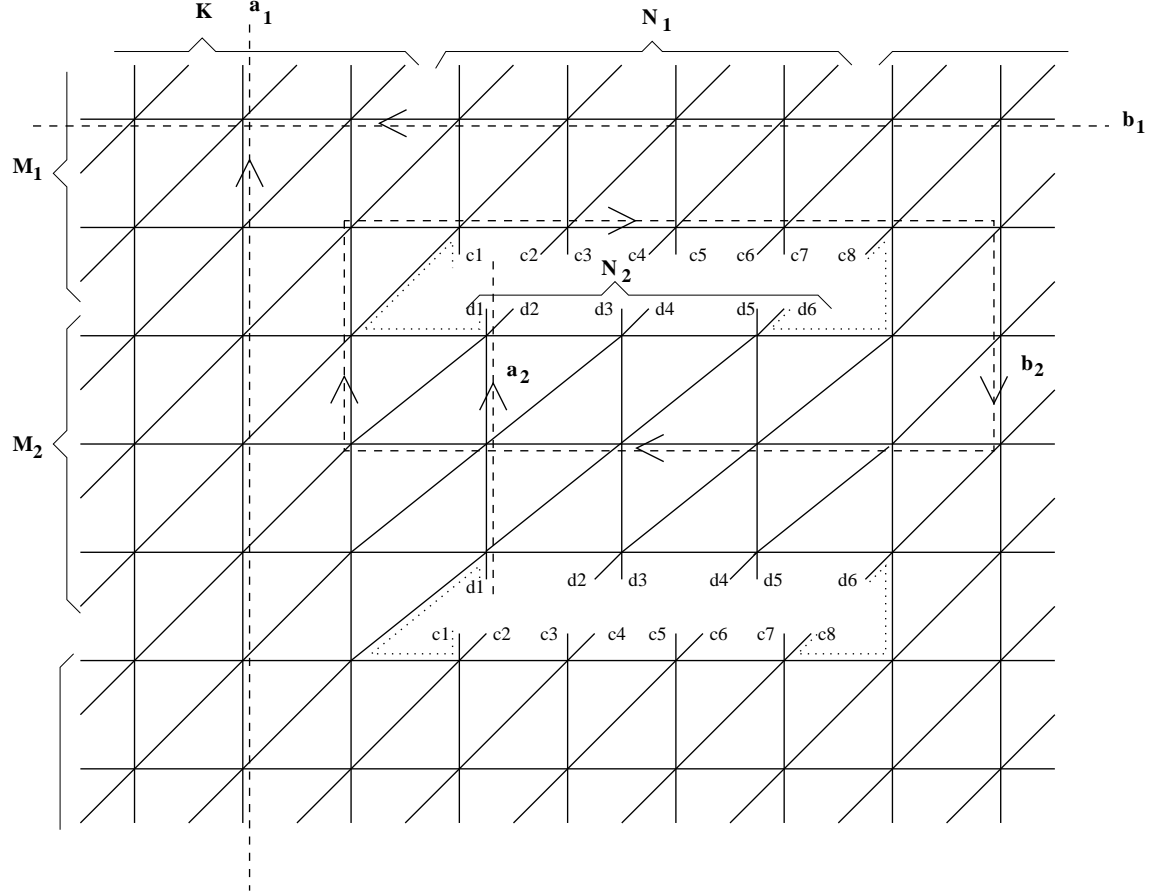


FIG . 1. The genus two triangular lattice. The exterior boundary has torus-like boundary conditions, the higher genus topology is due to the additional handle obtained by identifying the edges numbered with the c and d numbers. The $a_i; b_i$ cycles form a basis of the first homology group and should be seen as drawn over the lattice edges. All lattice faces are triangular except for two hexagons whose edges are marked with the dotted line.

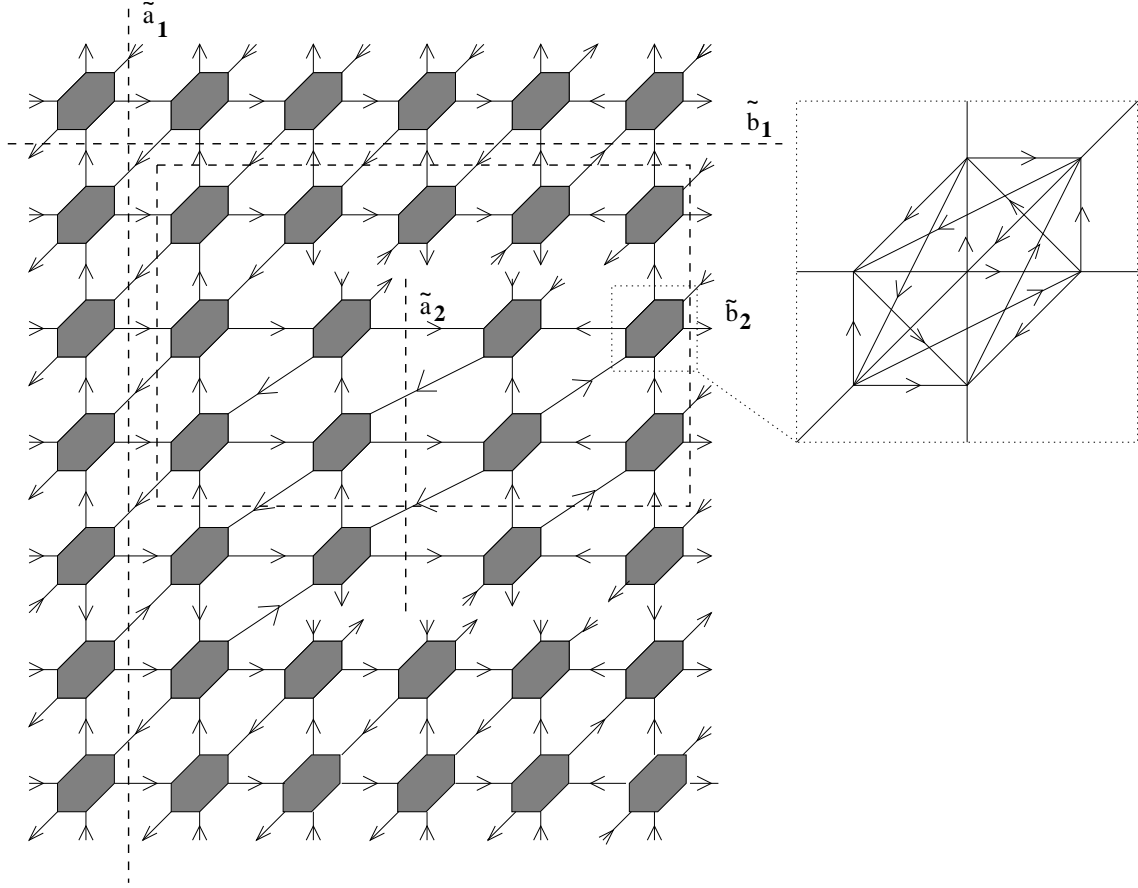


FIG .2. The Ising decorated lattice in the A (000) clockwise odd orientation. The orientation of the hexagonal decoration is shown on the inset. The remaining clockwise odd orientations can be obtained from this one by inverting the orientations of the edges crossed by a given choice of the $\tilde{a}_i; \tilde{b}_i$ cycles.

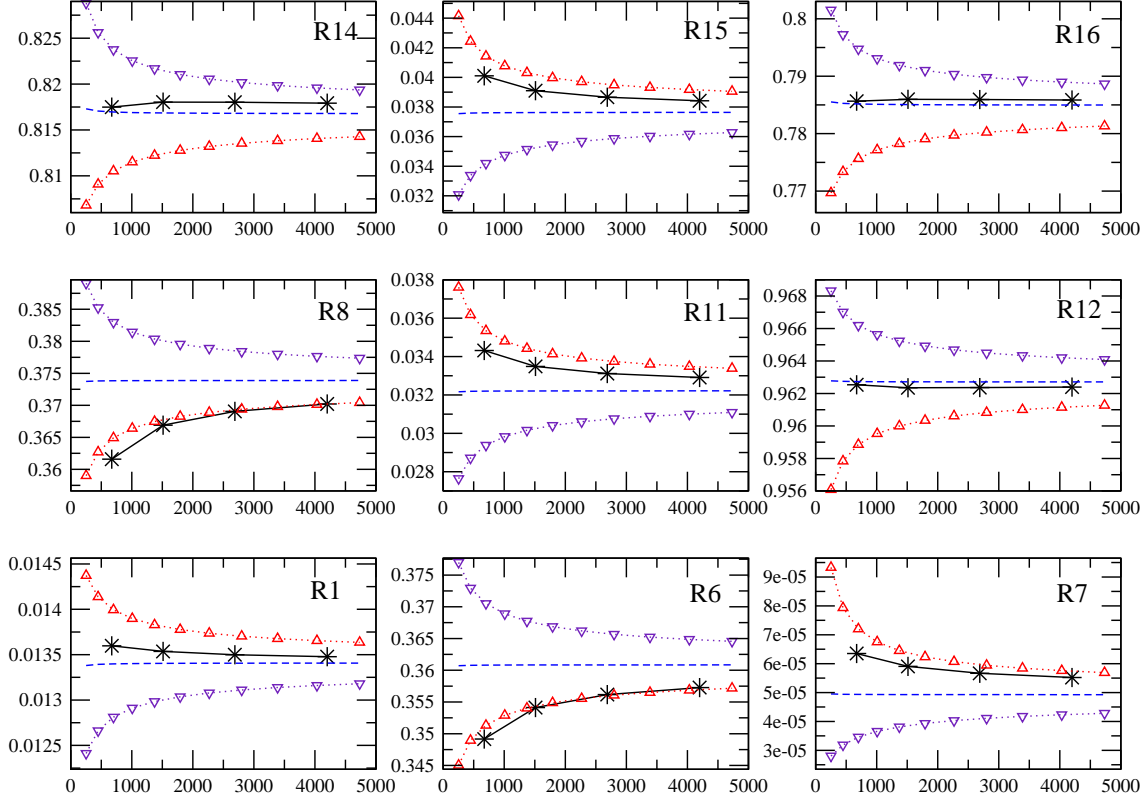


FIG . 3. Comparison between the nine non-vanishing ratios of determinants of adjacency matrices (full line and star symbols) and ratios of theta functions (dotted and dashed lines and triangle symbols) with period matrices evaluated by the procedure of section V. Ratios are shown as function of the number of lattice vertices N , for a lattice with aspect ratio $(m_1, m_2, k, n_1, n_2) = (4, 2, 2, 2, 4)$ and couplings $[w_h; w_v; w_d] = [0.3685, 0.1586, 0.2821]$. The period matrix evaluations with triangle up and triangle down symbols correspond respectively to evaluations done on the direct and on the dual lattice. The dashed line is the theta ratio for the average of the two period matrices.

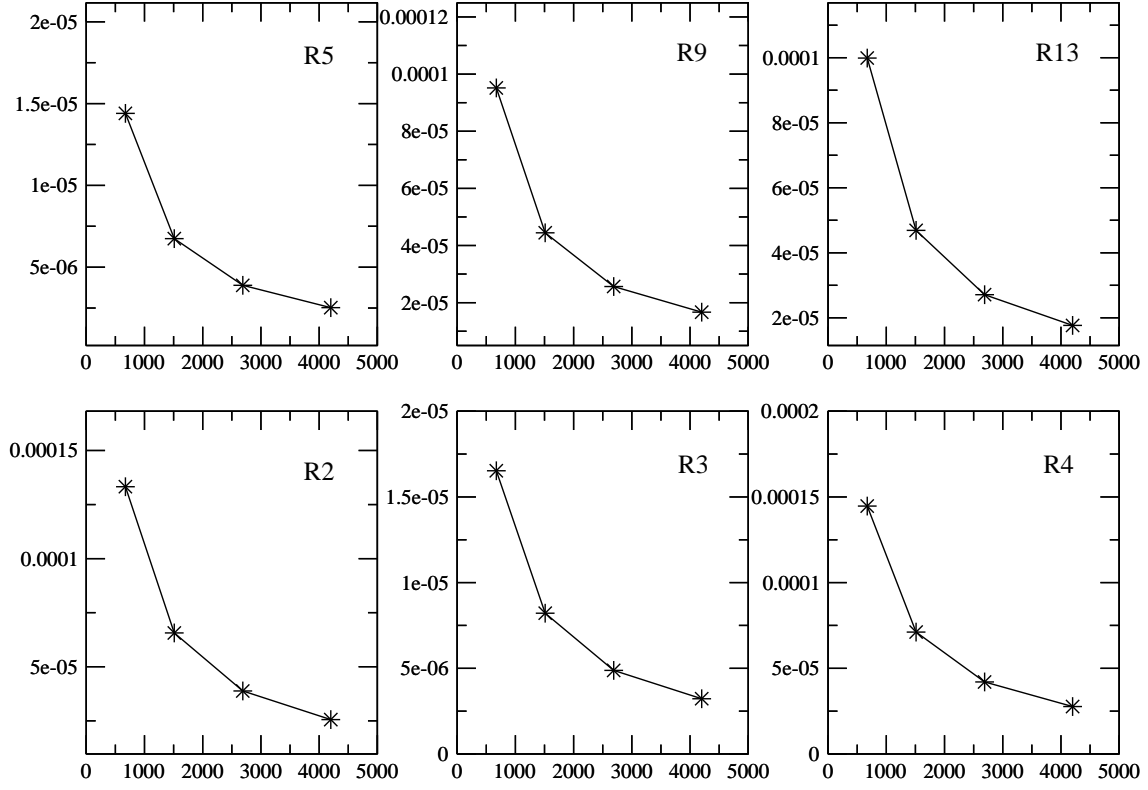


FIG .4. The six vanishing ratios of adjacency matrices determinants for the lattice of Fig. 3. These ratios correspond to theta functions of odd half-integer characteristic.

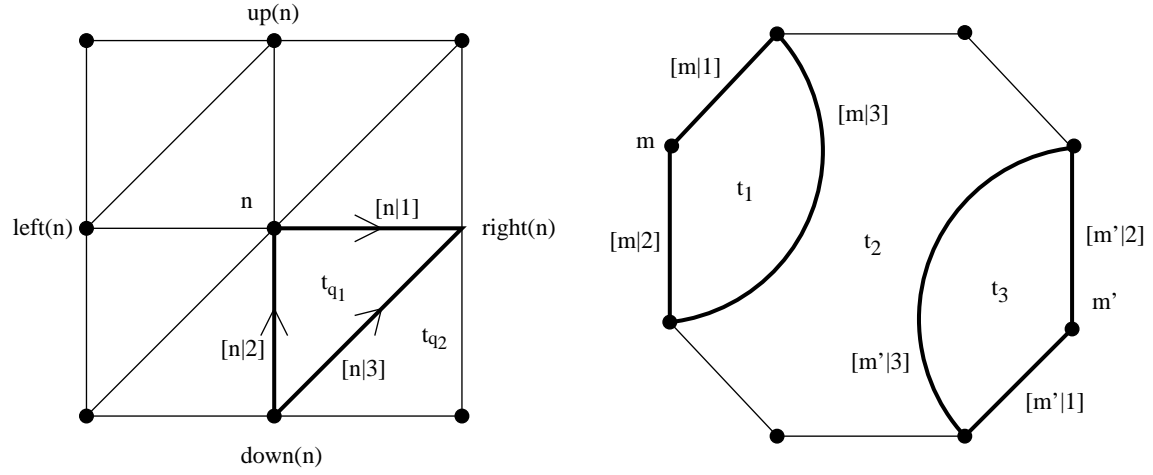


FIG . 5. The labeling of lattice edges and faces.

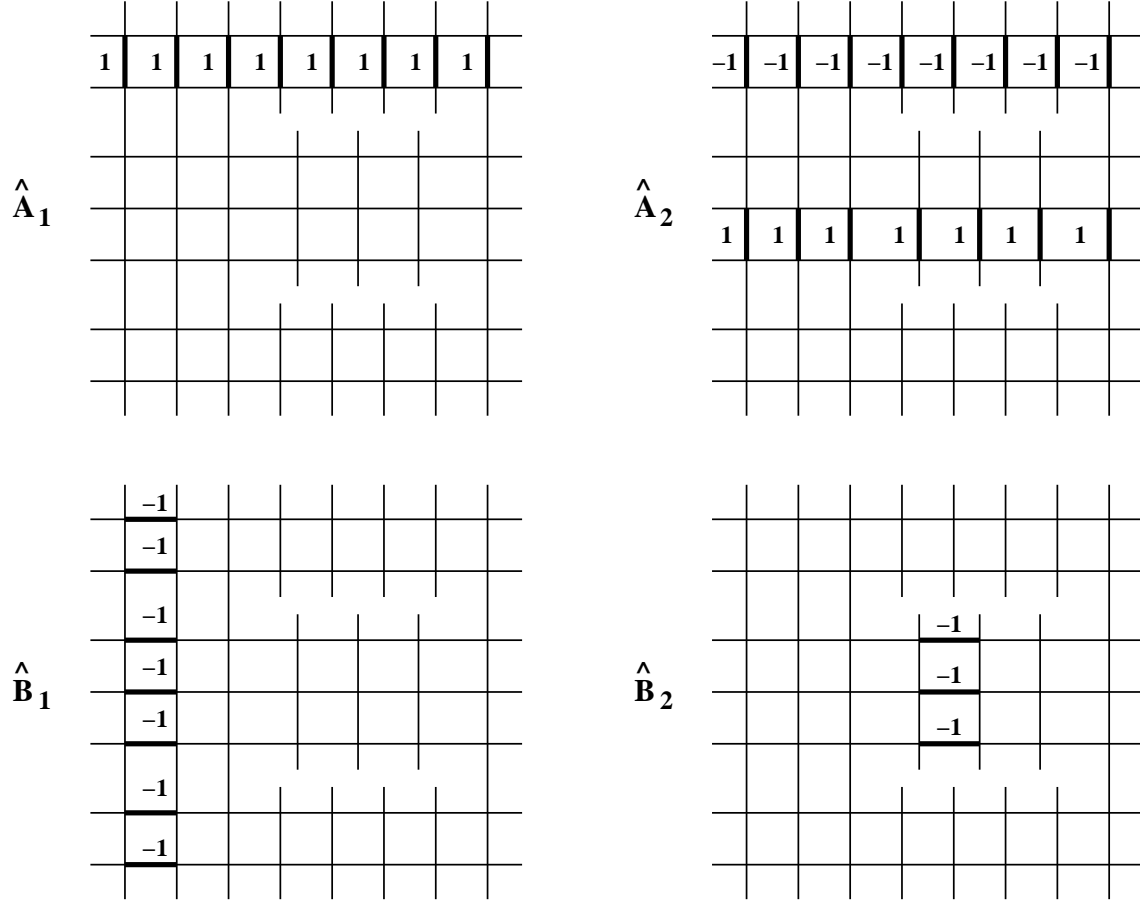
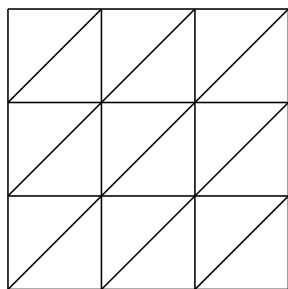
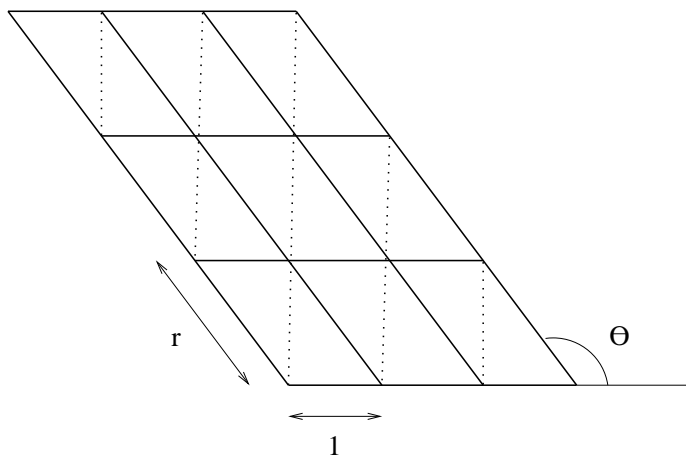


FIG .6. The closed di erentials $\hat{A}_k; \hat{B}_k$. The di erentials are zero on all edges except the ones crossed by the respective $\mathfrak{B}_k, \mathfrak{a}_k$ loop. These edges are shown in bold on the gure, together with the value that the di erential takes at that edge. For convenience we use a \mathfrak{B}_2 loop di erent but hom ologically equivalent to the one shown in Fig. 1.



(a)



(b)

FIG .7. The aspect ratio r and tilt angle θ . a) the combinatorial description of the lattice. b) the geometrical description of lattice from the parametrization of $\sinh 2K_i$.

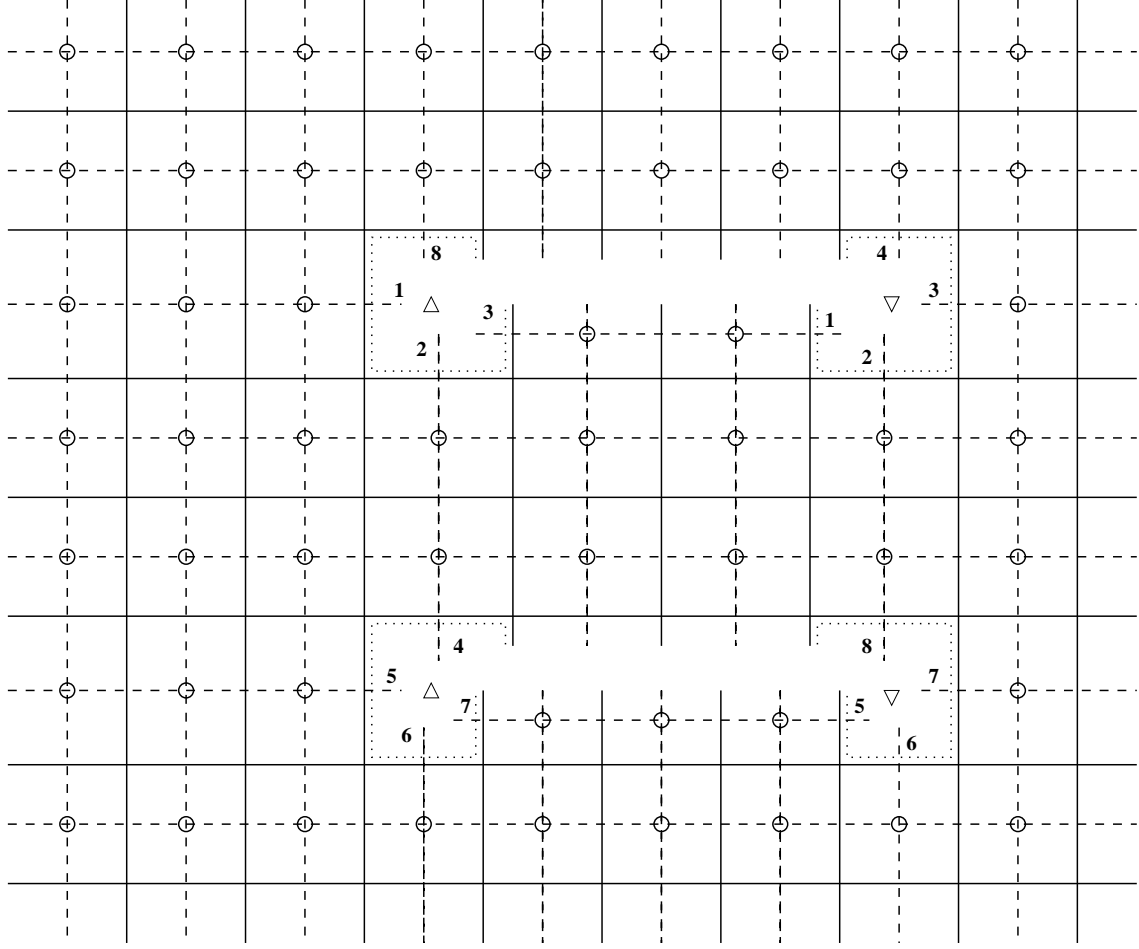


FIG .8. The dual lattice G_2 is shown, in dashed lines, together with the direct lattice G_2 , on full lines. Each circle is a dual lattice vertex. The two up triangles correspond to a single dual lattice vertex, equally for the two down triangles. The numbers labeling the edges that enter the octagonal faces show the order in which they join the corresponding vertex.

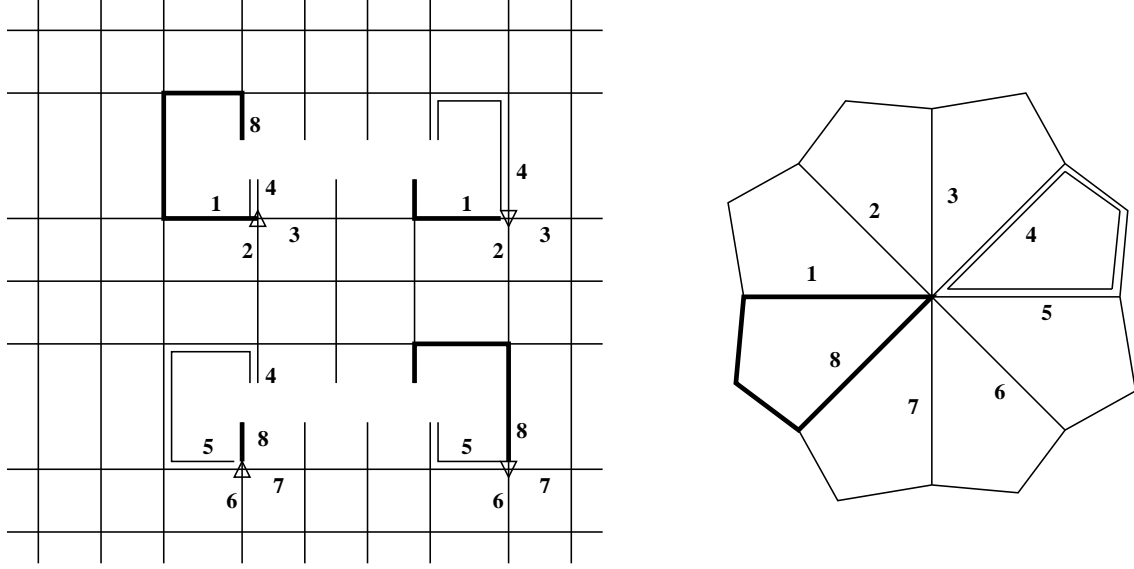


FIG. 9. The dual lattice G_2 schematically represented as G_2 with two vertices identified on each octagon. On the right the local arrangement of the dual edges on the octagonal faces is shown.

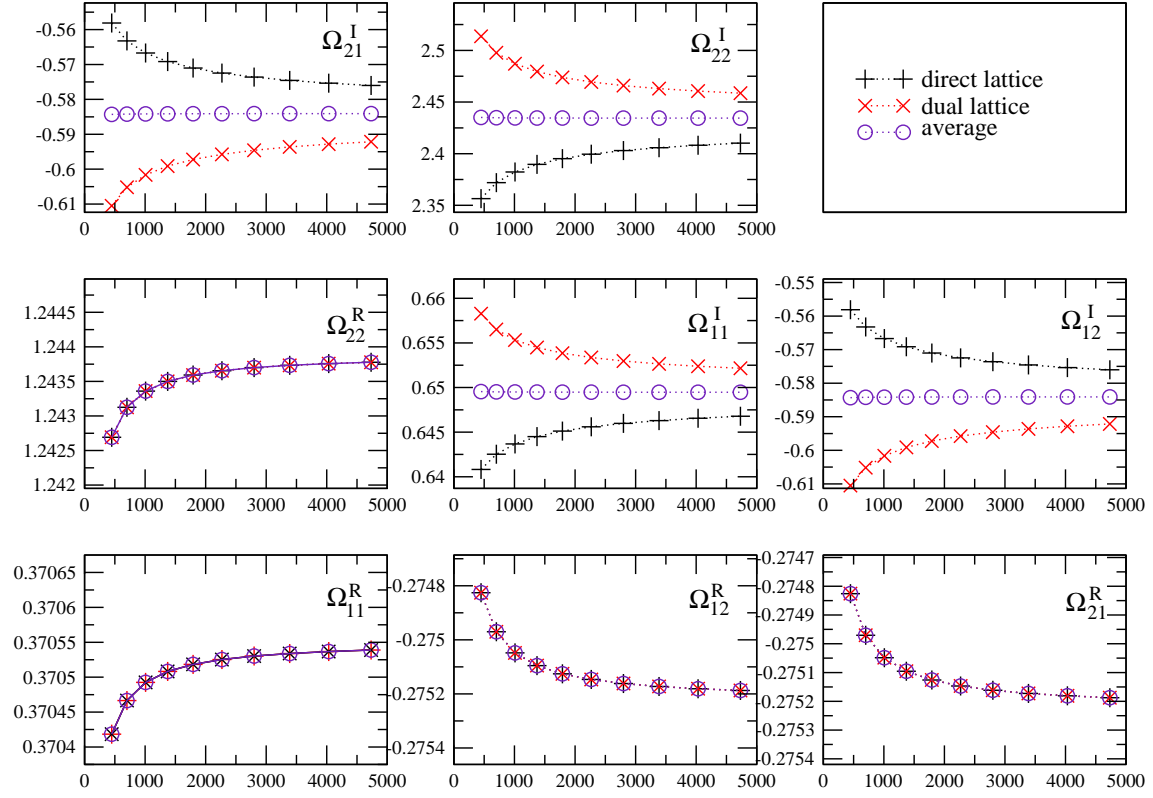


FIG .10. The period matrices Ω^I and Ω^R and their average as a function of the number of lattice vertices N , for the lattice B considered on Figs. 3 and 4.

TABLES

	A : [0.426,0.291] (2,2,2,2)			B : [0.369,0.159](4,2,2,2,4)			C : [0.082,0.291](4,2,2,4,2)		
i	R_i^2	$\frac{4}{i}(\tau)$	$\frac{4}{i}(\text{eval})$	R_i^2	$\frac{4}{i}(\tau)$	$\frac{4}{i}(\text{eval})$	R_i^2	$\frac{4}{i}(\tau)$	$\frac{4}{i}(\text{eval})$
1	0.15448	0.15445	0.15368	0.01344	0.01344	0.01341	0.14675	0.14677	0.14512
2	2.710 ⁶	0	0	1.510 ⁶	0	0	8.610 ⁷	0	0
3	2.210 ⁶	0	0	2.010 ⁷	0	0	4.410 ⁶	0	0
4	2.210 ⁶	0	0	1.610 ⁶	0	0	1.010 ⁶	0	0
5	5.710 ⁷	0	0	6.710 ⁸	0	0	2.410 ⁷	0	0
6	0.87017	0.87020	0.87184	0.35920	0.35921	0.36085	0.89475	0.89477	0.89528
7	0.00048	0.00048	0.00045	0.00005	0.00005	0.00005	0.00117	0.00110	0.00111
8	0.76230	0.76227	0.76487	0.37222	0.37222	0.37388	1.00000	1.00000	1.00000
9	2.710 ⁶	0	0	5.210 ⁷	0	0	3.210 ⁶	0	0
10	0.15448	0.15445	0.15367	1.00000	1.00000	1.00000	0.36001	0.36003	0.36012
11	0.18531	0.18534	0.18381	0.03254	0.03254	0.03222	0.10945	0.10944	0.10852
12	0.18531	0.18534	0.18380	0.96246	0.96245	0.96271	0.32775	0.32773	0.32835
13	5.710 ⁷	0	0	6.210 ⁷	0	0	1.510 ⁶	0	0
14	0.87017	0.87020	0.87183	0.81775	0.81775	0.81676	0.69481	0.69483	0.69485
15	0.03959	0.03956	0.03877	0.03799	0.03799	0.03764	0.04184	0.04181	0.04119
16	1.00000	1.00000	1.00000	0.78572	0.78572	0.78496	0.62338	0.62336	0.62345
	11	12	22	11	12	22	11	12	22
$r(\tau)$	0.2536	0.1837	0.3675	0.3697	0.2754	1.2506	1.1846	0.9445	1.9637
$i(\tau)$	1.4042	1.1978	2.3956	0.6491	0.5826	2.4293	1.1483	1.0984	2.5132
$r(\text{eval})$	0.2549	0.1855	0.3711	0.3706	0.2752	1.2439	1.1847	0.9429	1.9583
$i(\text{eval})$	1.4069	1.2031	2.4063	0.6495	0.5841	2.4343	1.1480	1.1009	2.5217

TABLE I. Comparison of ratios of determinants of adjacency matrices with ratios of theta functions for the critical Ising model in three different lattices: A, B and C. Each lattice is characterized by the couplings and aspect ratio $[w_h, w_v](m_1, m_2, k, n_1, n_2)$. The $L+1$ ratios are compared with theta function ratios for a fitted period matrix (τ) and the period matrix (eval) evaluated by the procedure of section V (first homology group basis H_1).

rst hom ology group basis: H 1								
N = 1008	r_{11}	r_{12}	r_{21}	r_{22}	i_{11}	i_{12}	i_{21}	i_{22}
	0.370493	-0.275048	-0.275048	1.24336	0.643674	-0.566694	-0.566694	2.38225
	0.370493	-0.275048	-0.275048	1.24336	0.655324	-0.601642	-0.601642	2.48709
N = 1	r_{11}	r_{12}	r_{21}	r_{22}	i_{11}	i_{12}	i_{21}	i_{22}
	0.370551	-0.275225	-0.275225	1.24389	0.648086	-0.579928	-0.579928	2.42195
	0.370551	-0.275225	-0.275225	1.24389	0.650837	-0.588183	-0.588183	2.44671
rst hom ology group basis: H 2								
N = 1008	r_{11}	r_{12}	r_{21}	r_{22}	i_{11}	i_{12}	i_{21}	i_{22}
	-0.871520	-0.216570	-0.216570	-0.220063	1.43105	0.334292	0.334292	0.396879
	-0.871520	-0.216570	-0.216570	-0.220063	1.43385	0.328678	0.328678	0.408106
N = 1	r_{11}	r_{12}	r_{21}	r_{22}	i_{11}	i_{12}	i_{21}	i_{22}
	-0.871523	-0.216564	-0.216564	-0.220075	1.43209	0.33221	0.33221	0.401042
	-0.871523	-0.216564	-0.216564	-0.220075	1.43275	0.330885	0.330885	0.403693

TABLE II. The period matrix for the lattice B, evaluated for two choices (H 1 and H 2) for the basis of the rst hom ology group. Results are shown for both the direct lattice period matrix and the dual lattice period matrix at nite size N = 1008 and in the thermodynamic limit extrapolation.

		N = 1008				N = 1			
				(+)=2				(+)=2	
H 1	H 2	H 1	H 2	H 1	H 2	H 1	H 2	H 1	H 2
$\frac{4}{1}$	$\frac{4}{1}$	0.013898	0.013413	0.013402	0.013407	0.013525	0.013411	0.013409	0.013409
$\frac{4}{4}$	$\frac{4}{4}$	0.352897	0.372173	0.360822	0.360606	0.358967	0.363532	0.360852	0.360852
$\frac{4}{6}$	$\frac{4}{11}$	0.000068	0.000031	0.000049	0.000050	0.000053	0.000044	0.000049	0.000049
$\frac{4}{7}$	$\frac{4}{10}$	0.366408	0.385027	0.373849	0.373640	0.372113	0.376527	0.373884	0.373884
$\frac{4}{8}$	$\frac{4}{12}$	1.000000	1.000000	1.000000	1.000000	1.000000	1.000000	1.000000	1.000000
$\frac{4}{10}$	$\frac{4}{7}$	0.034803	0.030549	0.032203	0.032251	0.032809	0.031807	0.032216	0.032216
$\frac{4}{11}$	$\frac{4}{6}$	0.959525	0.964607	0.962725	0.962670	0.961978	0.963155	0.962706	0.962707
$\frac{4}{12}$	$\frac{4}{8}$	0.811513	0.812151	0.816897	0.816887	0.815469	0.815670	0.816764	0.816763
$\frac{4}{14}$	$\frac{4}{15}$	0.040773	0.036186	0.037616	0.037667	0.038358	0.037285	0.037639	0.037639
$\frac{4}{15}$	$\frac{4}{14}$	0.777163	0.782368	0.785101	0.785040	0.783083	0.784349	0.784960	0.784959
$\frac{4}{16}$	$\frac{4}{16}$								

TABLE III. Comparison of the theta function ratios for the period matrices of table II. The ratios corresponding to the period matrix evaluated with the H 2 basis, are permuted to make modular invariance explicit.