

Shot noise in coupled dots and the \fractional charges"

Brahim Elattari¹ and S.A. Gurvitz²¹Universität Essen, Fachbereich 7, 45117 Essen, Germany²Weizmann Institute of Science, Department of Particle Physics
76100 Rehovot, Israel

Abstract

We consider the problem of shot noise in resonant tunneling through double quantum dots in the case of interacting particles. Using a many-body quantum mechanical description we evaluate the energy dependent transmission probability, the total average current and the shot noise spectrum. Our results show that the obtained reduction of the noise spectrum, due to Coulomb interaction, can be interpreted in terms of non-interacting particles with fractional charge like behavior.

PACS: 73.23.Hk, 73.23.-b

The notion of quasi-particles of fractional charge has been introduced for almost two decades to explain the Fractional Quantum Hall (FQH) effect [1]. Yet, despite intensive efforts, the nature of these quasi-particles is not completely understood. An important progress, however, has been made in this direction with experiments on quantum shot-noise [2-4] leading to direct measurement of the quasi-particle fractional charge. In fact, for non-interacting particles of charge q the zero frequency spectral density at zero temperature is given by [5]

$$S(0) = 2qI(1 - t); \quad (1)$$

where I is the current and t is the transmission coefficient through the device. In the FQH regime q is given by the quasi-particle charge, e^* .

For a proper understanding of the fractional charge, which appears in the shot noise, it is necessary to investigate a possible modification of Eq. (1) due to electron-electron interaction. Since the exact treatment of Coulomb interaction in FQH is a very complicated problem, it would be interesting to investigate the shot noise in different transport processes, where the Coulomb interaction can be treated. These processes can be found, for example, in resonant tunneling structures, which are important not only from a fundamental, but also from an applied point of view. For instance, it was demonstrated that shot noise in the resonant tunneling diode, biased in the negative differential resistance region may be described in terms of independent quasi-particles of charge up to $6/6q$ [6].

In this Letter we consider resonant transport through a two-level system, represented by two coupled dots, as shown schematically in Fig. 1, using a microscopic many-body description. The strong Coulomb inter-dot repulsion prevents two electrons to occupy simultaneously the system. Hence an electron, entering this system turns to a linear superposition of the states of the two dots. The main question which we are going to consider is how the Coulomb interaction, which generates a partial occupation of the states of the system, affects the shot noise given by Eq. (1). To answer of this question we apply our new method for a determination of the transmission t in a case of interacting electrons. We show that for symmetric dots the effect of the Coulomb interaction leads to a simple modification of Eq. (1), in which the penetration coefficient t is replaced by kt , where k is some fractional or integer factor, depending on a particular system of dots. Comparing with Eq. (1) for non-interacting case we find that our result can be described by this equation, but assuming a fractional charge like behavior, similar to that observed in the FQH regime. Even though this system is very different from that of FQH, the similarity in the behavior of shot-noise in different transport processes would be useful to understand the nature of the fractional charge quasi-particles [7].

Let us consider resonant tunneling through two levels of coupled quantum dots connected to two separate reservoirs of very dense states, as shown in Fig. 1. The reservoirs are taken at zero temperature and are filled up to the Fermi energy levels ϵ_L and ϵ_R , respectively,

with $\mu_L > \mu_R$. As a result the current flows from left to the right reservoirs.

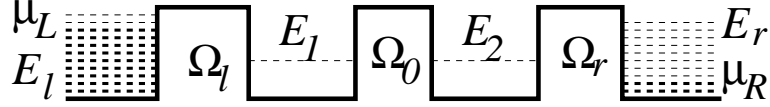


Fig. 1: Resonant tunneling through coupled dots.

The dynamics of the system is described by the following tunneling Hamiltonian, where for simplicity we have omitted the spin variables

$$H = \sum_l E_l a_l^\dagger a_l + \sum_r E_r a_r^\dagger a_r + \sum_l E_l a_l^\dagger a_1 + \sum_r E_r a_r^\dagger a_2 + \sum_l (a_l^\dagger a_1 + a_1^\dagger a_l) + \sum_r (a_r^\dagger a_2 + a_2^\dagger a_r) + \Omega_0 (a_1^\dagger a_2 + a_2^\dagger a_1) + U a_1^\dagger a_1 a_2^\dagger a_2 : \quad (2)$$

The operators a_i^\dagger (a_i) create (annihilate) an electron in the corresponding state i . The Ω_l and Ω_r are the hopping amplitudes between the states E_l, E_1 and E_r, E_2 , respectively. These amplitudes are found to be directly related to the tunneling rate of the electrons out of the quantum dots, $\Gamma_{L,R} = 2 \frac{\Gamma_L \Gamma_R}{\Gamma_L + \Gamma_R}$, where $\Gamma_{L,R} = \frac{1}{\hbar} \text{Im}(\Sigma_{L,R})$ and Σ_L (Σ_R) is the density of states in the left (right) reservoir. The Ω_0 is the hopping amplitude between the dots. The Coulomb interaction between the two dots is given by the last term in Eq. (2). The intra-dot Coulomb repulsion is assumed to be very large, so that only one electron may occupy a dot.

It was demonstrated in Ref. [8] that in the case of large bias, $\mu_L - \mu_R \gg \Gamma_{L,R}$, the time dependent Schrodinger equation $i\hbar \frac{d}{dt} |j\rangle = H |j\rangle$, where $|j\rangle$ is the many-body wave function of the above system, can be transformed to a set of rate equations for the corresponding density matrix, $\rho_{ij}^{(n)}(t)$. This density matrix, gives the probability of finding n electrons in the collector by time t , where the indices $i, j = 0, 1, 2, 3$ denote the different possibilities of occupation of the states of the dots, namely: $\rho_{00}^{(n)}$ is the probability of finding both dots unoccupied, $\rho_{11}^{(n)}, \rho_{22}^{(n)}, \rho_{33}^{(n)}$ are the probabilities of finding the first, the second, and both of the dots occupied, respectively; $\rho_{12}^{(n)}(t) = \rho_{21}^{(n)}(t)$ denote the off-diagonal density-matrix elements (the "coherencies").

Consider first the non-interacting case, $U = 0$ in Eq. (2). Using our approach we derive the following Bloch-type rate equations for $\rho_{ij}^{(n)}(t)$, which have a simple interpretation in terms of the "loss" and "gain" contributions [8]

$$\dot{\rho}_{00}^{(n)} = -\Gamma_L \rho_{00}^{(n)} + \Gamma_R \rho_{22}^{(n-1)}; \quad (3a)$$

$$\dot{\rho}_{11}^{(n)} = -\Gamma_L \rho_{00}^{(n)} + \Gamma_R \rho_{33}^{(n-1)} + i\omega_0 (\rho_{12}^{(n)} - \rho_{21}^{(n)}); \quad (3b)$$

$$\dot{\rho}_{22}^{(n)} = -\Gamma_R \rho_{22}^{(n)} + i\omega_0 (\rho_{21}^{(n)} - \rho_{12}^{(n)}); \quad (3c)$$

$$\dot{\rho}_{33}^{(n)} = -\Gamma_R \rho_{33}^{(n)} + \Gamma_L \rho_{22}^{(n)}; \quad (3d)$$

$$\dot{\rho}_{12}^{(n)} = i\omega_0 \rho_{12}^{(n)} + i\omega_0 (\rho_{11}^{(n)} - \rho_{22}^{(n)}) - \frac{\Gamma_L + \Gamma_R}{2} \rho_{12}^{(n)}; \quad (3e)$$

where $\Gamma_L = \Gamma_R = \Gamma$ and $\omega_0 = (E_2 - E_1)/\hbar = 2\omega$.

The stationary current flowing in the system is then given by:

$$I = e \sum_{n=0}^{\infty} \frac{d}{dt} \rho_{nn}^{(n)}(t); \quad (4)$$

where $\rho_{nn}^{(n)}(t) = \sum_{i=0}^n \rho_{ii}^{(n)}(t)$ is the total probability of finding n electrons in the collector by time t . The zero frequency component of the noise spectrum is defined by $P_n(t)$ as well [9]:

$$S(0) = 2e^2 \sum_{n=0}^{\infty} \frac{d}{dt} \rho_{nn}^{(n)}(t) \sum_{n=0}^{\infty} n^2 \rho_{nn}^{(n)}(t); \quad (5)$$

Solving Eqs. (3) in the limit of $t \rightarrow \infty$ and using Eqs. (4), (5) one finds the following expressions for the averaged current and the shot noise power, respectively

$$I = e \frac{2\Gamma_L \Gamma_R}{(\Gamma_L + \Gamma_R)^2 + \omega_0^2}; \quad (6)$$

$$S(0) = 2eI \frac{2\Gamma_L \Gamma_R}{(\Gamma_L + \Gamma_R)^2 + \omega_0^2}; \quad (7)$$

Since Eqs. (6) and (7) correspond to the non-interacting case, $U = 0$, one can show that the same expressions for I and $S(0)$ can be obtained in an alternative way using the Landauer formula for I and the Khlos-Lesovik formula for $S(0)$,

$$I = e \int_{-\infty}^{\infty} \frac{dE}{2\pi} t(E); \quad (8)$$

$$S(0) = 2e^2 \int_{-\infty}^{\infty} \frac{dE}{2\pi} t(E) (1 - t(E)); \quad (9)$$

Here $t(E)$ is the transmission probability through the sample, given by the Breit-Wigner formula for coupled resonances [10]

$$t(E) = \frac{\Gamma_L \Gamma_R}{\Gamma_L^2 + \Gamma_R^2 + 4(E - E_0)^2} : \quad (10)$$

In the case of small coupling with the reservoirs, $\Gamma_L, \Gamma_R \ll \Gamma_0$ and $\Gamma_0 \ll \Gamma_L + \Gamma_R$, the transmission $t(E)$ shows two pronounced peaks at $E = E_0$, corresponding to the two eigenstates of the double-dot system. One easily finds that in this limit Eq. (7) for the shot noise becomes

$$S(0) = 2eI(1 - t=2); \quad (11)$$

where $t = t(E_0) = 4\Gamma_L \Gamma_R / (\Gamma_L + \Gamma_R)^2$ is the maximum value of the transmission probability. Hence, Eq. (11) predicts a maximum suppression of one half of the Poissonian noise (for $\Gamma_L = \Gamma_R$), in agreement with the known results [11] for independent particle models.

Let us apply our approach to the case where $U \gg 1$ in Eq. (2). This corresponds to strong interdot Coulomb repulsion, which prevents simultaneous occupation of the two quantum dots. As a result the associated rate equations become [8]:

$$\dot{n}_{00}^{(n)} = \Gamma_L n_{00}^{(n)} + \Gamma_R n_{22}^{(n-1)}; \quad (12a)$$

$$\dot{n}_{11}^{(n)} = \Gamma_L n_{00}^{(n)} + i\Gamma_0 (n_{12}^{(n)} - n_{21}^{(n)}); \quad (12b)$$

$$\dot{n}_{22}^{(n)} = \Gamma_R n_{22}^{(n)} + i\Gamma_0 (n_{21}^{(n)} - n_{12}^{(n)}); \quad (12c)$$

$$\dot{n}_{12}^{(n)} = i\Gamma_{12} n_{12}^{(n)} + i\Gamma_0 (n_{11}^{(n)} - n_{22}^{(n)}) - \frac{1}{2}\Gamma_R n_{12}^{(n)}; \quad (12d)$$

Solving Eqs. (12) in the limit of $U \gg 1$ and using Eq. (4) we find the following expression for the total current, in the case of Coulomb interdot blockade [8,12]:

$$I_c = e \frac{4\Gamma_L \Gamma_R}{4\Gamma_0^2(2\Gamma_L + \Gamma_R) + \Gamma_L^2 + 4\Gamma_R^2} : \quad (13)$$

The corresponding shot noise spectrum, $S_c(0)$, is obtained in an analogous way by Eq. (5), leading to

$$S_c(0) = 2eI_c \left[1 - \frac{8\Gamma_L \Gamma_0^2 (\Gamma_R^2 + \Gamma_L^2) + \Gamma_R (3\Gamma_L \Gamma_R + \Gamma_R^2 + 8\Gamma_0^2)}{[4\Gamma_0^2(2\Gamma_L + \Gamma_R) + \Gamma_L^2 + 4\Gamma_R^2]^2} \right] : \quad (14)$$

Now, it is interesting to compare $S_c(0)$, given by Eq. (14), with that obtained from the Khlus-Lesovik formula Eq. (9). The crucial problem, however, is an evaluation of the transmission coefficient for interacting electrons, $t_c(E)$, given by the ratio between the conductance and the quantum conductance [2]. Thus, $t_c(E) = I(E)/e$, where $I(E)$ is the current density ($I_c = \int_{-\infty}^{\infty} I(E) dE = 2e$), represented by the operator $i[H; a_r^\dagger a_r] = ie_r(a_2^\dagger a_r - a_r^\dagger a_2)$, where $E = E_r$ is the corresponding energy level in the collector. One finds

$$I(E_r) = ie_r[\dot{r}_2(t) - \dot{r}_1(t)] \quad (15)$$

where $\dot{r}_2(t) = \langle \dot{r}_2(t) | a_2^\dagger a_r | r(t) \rangle$ are the off-diagonal density-matrix elements describing an electron in the linear superposition between the states E_2 and E_r . Such terms cannot be determined by the rate equations (12), where all the reservoir states E_{lr} were traced out. Yet, it was recently found that our method can be generalized, by avoiding any tracing of the collector states, E_r [13]. Finally we arrive to extended quantum rate equations, which determine the off-diagonal terms, $\dot{r}_2(t) = \dot{r}_2(t)$ and $\dot{r}_1(t) = \dot{r}_1(t)$:

$$\dot{r}_1 = i(E_1 - E_r) r_1 + i \gamma_{0r2} - \frac{\Gamma}{2} r_1 \quad (16a)$$

$$\dot{r}_2 = i(E_2 - E_r) r_2 + i \gamma_{0r1} - \frac{\Gamma}{2} r_2 \quad (16b)$$

where $\gamma_{21} = \sum_n \gamma_{n21}^{(n)}$ and $\gamma_{22} = \sum_n \gamma_{n22}^{(n)}$ are given by Eqs. (12). The detailed derivation of these equations will be given elsewhere. Here we only mention that these equations resemble the Bloch equation, with some modifications, since the states E_r belong to continuum [13].

Solving Eqs. (12), (16) and using Eq. (15) we obtain for the current density the following result

$$I(E) = \frac{\Gamma [(E - E_2)^2 + \frac{\Gamma^2}{4}] + 2 \gamma_{0r2}^2}{(E - E_1 + i\frac{\Gamma}{2})(E - E_2 + i\frac{\Gamma}{2}) + \gamma_{0r2}^2} I_c \quad (17)$$

where I_c is the total current, given by Eq. (13). Similar to the previous case of non-interacting electrons, Eq. (10), the transmission coefficient $t_c(E) = I(E)/e$ shows two peaks in the limit of weak coupling of the quantum dots with the reservoirs, $\Gamma_{LR} \rightarrow 0$, and $\gamma_{0r2} \rightarrow 0$. Each of these peaks is well reproduced by a Lorentzian given by

$$t_c(E) = \frac{\Gamma_L \Gamma_R = 4}{(E - E_0)^2 + \frac{(\Gamma_L + \Gamma_R)^2}{4}}; \quad (18)$$

as one can show directly from Eq. (17) in this limit. However, in the limit of strong coupling or Γ_0 , the transmission coefficient is rather flat. This is demonstrated in Fig. 2, which shows $t_c(E)$ for a symmetric system ($\Gamma_L = \Gamma_R = \Gamma_0$, $E_1 = E_2 = 0$). It is important to note that in contrast to non-interacting electrons, the height of the peaks is always smaller than 1, since the interdot interaction does not allow simultaneous occupation of both quantum dots.

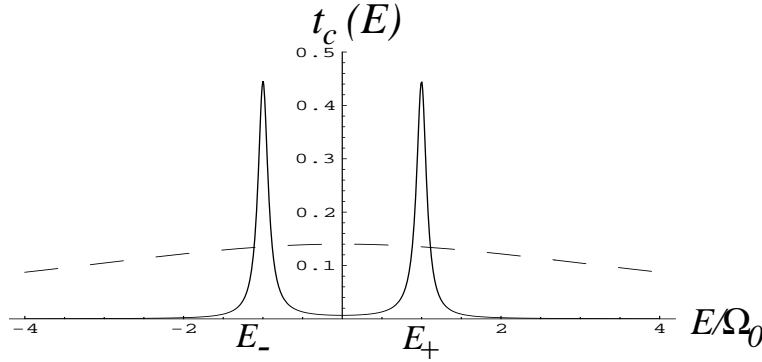


Fig. 2: Transmission $t_c(E)$ for a symmetric coupled-dot in the case of interacting electrons ($U \neq 0$). The solid line corresponds to $U = 0.1 O_0$, whereas the dashed line corresponds to $U = 10 O_0$.

Substituting $t_c = I/e$ given by Eq. (17) into Eq. (9) and comparing the result with $S_c(0)$, Eq. (14) for Γ_0 , we find a further suppression of the shot noise due to Coulomb interaction with respect to that obtained from the Khlos-Lesovik formula. This is demonstrated in Fig. 3, where we plot the shot-noise as a function of Γ_0 . With an increase of Γ_0 , however, the opposite effect takes place, and the non-interacting formula Eq. (9) shows suppression of the shot noise with respect to the interacting case. For $\Gamma_0 \ll 1$ both Eq. (9) and Eq. (14) reach the same Poissonian limit.

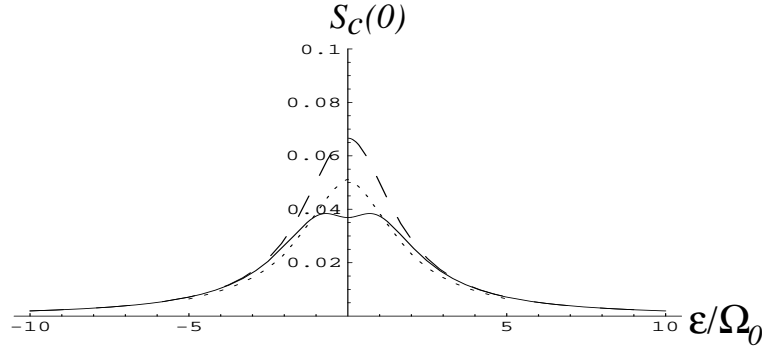


Fig. 3: The shot-noise power as a function of $\epsilon = E_1 - E_2$ for $U \neq 1$ and $\Gamma_L = \Gamma_R = 0.1 \Omega_0$. The solid line corresponds to Eq. (14), the dashed line is the Schottky noise, and the dotted line is given by Eqs. (9), (17).

The additional reduction of the shot noise due to Coulomb repulsion, with respect to the non-interacting case, can be seen from the simple analytical results obtained in the limit of weak coupling with the reservoirs, $\Gamma_{L,R} \rightarrow 0$ and $\Omega_0 \rightarrow 0$. One finds from Eq. (14)

$$S_c(0) = 2eI_c(1 - t_c); \quad (19)$$

where t_c is the peak value of the transmission probability

$$t_c = t(E) = \frac{4\Gamma_L\Gamma_R}{(2\Gamma_L\Gamma_R + 1)^2} \quad (20)$$

On the other hand the Khlus-Lesovik formula (9) and Eq. (17) give in the same limit

$$S_0(0) = 2eI_c(1 - t_c/2); \quad (21)$$

Comparing Eqs. (19) and (21), it follows that an additional reduction of the shot-noise due to Coulomb blockade can be effectively accounted for by a factor k in the second term of the Khlus-Lesovik formula, i.e. by replacing $(1 - t)$ in Eq. (9) by $(1 - kt)$. We suggest that this result would be valid in the general case of different configurations and number of quantum dots. Since this reduction of the shot noise is associated to a partial occupation of the available states, we can expect that k is always given by an integer or fraction.

Now we are going to investigate whether one could interpret the result given by Eq. (14) in terms of non-interacting particles with a fractional charge e^* . To answer this question, let us compare Eq. (14) with Eq. (9), where in the latter the electron charge e is replaced by the quasi-particle charge e^* . Respectively, the transmission $t(E)$ is replaced by $I(E) = e^*$ with the same quasi-particle charge e^* . This allows us to determine the transmission via the current, as in the measurements [24]. Thus Eq. (9) can be rewritten as

$$S_0(0) = 2e^* \int_{-\infty}^{\infty} I(E) \frac{dE}{2} \quad (22)$$

Consider again the limit of $L, R \rightarrow 0$. Then using Eq. (18), we find from Eq. (22) that $S_0(0)$ is given by Eq. (21) with $e \rightarrow e^*$ and $t_c \rightarrow (e^*/e)t_c$. To determine the value of the charge e^* , we require this expression to be identical with the one given by Eq. (19). We then obtain the following expression for e^* as a function of the transmission $t = I(E) = e^* = (e^*/e)t_c$,

$$\frac{e^*}{e} = \frac{1}{1 + pt}; \quad (23)$$

where $p = 1/2$. It follows from Eq. (20) that the value of t depends on the ratio $L = R$, but cannot exceed $t_{\max} = 2/3$. This corresponds to the fractional charge $e^* = 3/4$. In general, t_{\max} , as well as the factor p in Eq. (23) depend on the particular geometry (whether the dots are in series or in parallel) and on the number of coupled dots. We thus would assume that Eq. (23) holds in the general case, where only the coefficient p is different. Since the latter is related to partial occupation of the states, we expect it to be either an integer or a fractional number.

It is very interesting that Eq. (23) for $p = 2$ is rather close to the experimental results for the measurement of the fractional charge [4] in the FQH at filling factor $\nu = 1/3$, as shown in Fig. 4. Although the processes are very different, a resemblance between Eq. (23) and the data might indicate the importance of partial occupation of available states in FQH effect.

In conclusion, we have given a microscopic description of the shot noise in resonant structures in the presence of Coulomb interaction. Our results show that for symmetric dots

Coulomb interaction decreases the noise in comparison to the non-interacting case and the obtained shot noise can be interpreted in terms of non-interacting particles with fractional charge due to a partial occupation of the quantum dots states.

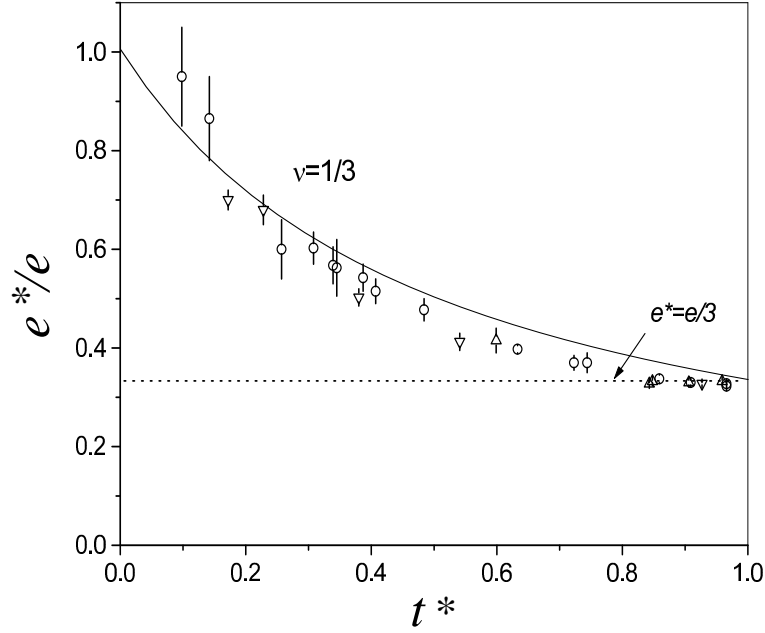


Fig. 4: The quasi-particle charge in FQH as a function of transmission. The solid line corresponds to Eq. (23) for $p = 2$.

BE acknowledges fruitful discussions with G. Hackenbroich and would like to thank the Albert Einstein Minerva Center for Theoretical Physics for the financial support.

REFERENCES

- [1] R . B . Laughlin, Phys. Rev. Lett. 50 (1982) 1395.
- [2] R . deP icciotto, M . Reznikov, M . Heiblum , V . Um ansky, G . Bunin and D . M ahalu, Nature, 389 (1997) 162.
- [3] L . Sam inadayar, D . C . G lattli, Y . Jin, B . Etienne, Phys. Rev. Lett. 79 (1997) 2526.
- [4] T . G . G ri ths, E . Com forti, M . Heiblum , A . Stem, and V . Um ansky, Phys. Rev. Lett. 85 (2000) 3918.
- [5] V . A . K hlus, Sov. Phys. JETP 66, 1243 (1987); G . B . Lesovik, JETP Lett. 49 (1989) 592.
- [6] G . Iannaccone, G . Lombardi, M . M acucci and B . Pellegrini, Nanotechnology 10 (1999) 97.
- [7] R . Jackiw , C . Rebbi and J . R . Schrie er, cond-m at/0012370.
- [8] S . A . G urvitz and Ya . S . Prager, Phys. Rev. B 53 (1996) 15932; S . A . G urvitz , Phys. Rev. B 57 (1998) 6602.
- [9] L . Y . Chen and C . S . Ting, Phys. Rev. B 46 (1992) 4714.
- [10] M . Yu . Sum etskii and M . L . Fel'shtyn, JETP Lett. 53 (1991) 24.
- [11] G . Iannaccone, M . M acucci and B . Pellegrini, Phys. Rev. B 55 (1997) 4539.
- [12] T . H . Stoof and Yu . V . Nazarov, Phys. Rev. B 55 (1996) 1050.
- [13] B . E lattari and S . A . G urvitz, Phys. Rev. Lett. 84 (2000) 2047; B . E lattari and S . A . G urvitz, Phys. Rev. A 62 (2000) 032102.