

The bend elastic constant in a mixture of 4, 4'-n-octyl-cyanobiphenyl and biphenyl

Sudeshna DasGupta and Soumen Kumar Roy

January 11, 2022

Department of Physics, Jadavpur University, Calcutta-700 032, India.

Abstract

The effect of a rigid, non-polar and nonmesogenic solute biphenyl ($C_6H_5 - C_6H_5$) on the divergence of the bend elastic constant (K_{33}) of 4, 4' -n-octyl-cyanobiphenyl (8CB) near the smecticA-nematic transition is reported. The exponent decreases from about 1.0 to 0.67 as the concentration of biphenyl increases. The temperature at which the divergence takes place is about 0.5 to 1.0K higher than the transition temperature T_{AN} . A simple calculation based on Landau theory is presented to explore the possibilities of the existence of a biphenyl induced tricritical point.

Pure 8CB (4, 4'-n-octyl-cyano biphenyl) exhibits a weakly first order or second order smecticA-nematic transition and has been the subject of numerous experimental studies [1, 2, 3, 4] for over more than a decade. Despite efforts by several researchers the smecticA-nematic transition still seems to be a major unsolved problem in equilibrium statistical physics. A molecular field theory by McMillan [5] and a Landau theory by de Gennes [6] suggest that the transition could be both first order as well as second order, the order of transition changing

at a tricritical point. According to Halperin, Lubensky and Ma [7], however, the transition can never be truly second order.

In a recent communication [8] we have reported a set of measurements on a few mixtures of biphenyl ($C_6H_5-C_6H_5$) in 8CB. The presence of this rigid, non-polar and nonmesogenic impurity was found to depress the smecticA-nematic transition temperature (T_{AN}) and in the vicinity of T_{AN} the dielectric anisotropy $\Delta\epsilon$ and the splay elastic constant K_{11} were found to exhibit anomalous behavior for relatively higher concentrations of biphenyl. The bend elastic constant K_{33} was found to diverge near T_{AN} . Besides pure 8CB a total of seven concentrations of biphenyl ranging from 0.40% to 4.59% were used for these experiments. The findings seemed to be interesting and in absence of any obvious explanation of the phenomena observed, we decided to take a closer look on the behavior of the mixtures for three concentrations of biphenyl ranging from 3.20% to 4.59% besides pure 8CB. These experiments, reported in this letter, aim at finding out a more accurate behavior of the various parameters like the dielectric anisotropy $\Delta\epsilon$, K_{11} and K_{33} in the neighborhood of T_{AN} . The results point towards the possibility of existence of a cross over from a weakly first order or second order smecticA-nematic transition in pure 8CB and low concentration mixtures of biphenyl towards a first order transition in mixtures richer in biphenyl. The anomalous behavior of both $\Delta\epsilon$ and K_{11} in that they decrease as the samples are cooled towards T_{AN} is confirmed. At the end we present a simple explanation of the shift in T_{AN} and the changeover from a otherwise weakly first order to a first order transition within the frame work of Landau theory.

The experiments we have carried out involve electric field induced Freedericksz transition. Here, temperatures could be controlled and measured with an accuracy of $\pm 0.1K$. From the capacitance-voltage ($C-V$) variation of 4 micron sample cells with planar orientation filled with the mixtures, the di-

electric anisotropy, $\Delta\varepsilon = \varepsilon_{\parallel} - \varepsilon_{\perp}$ was calculated using a method which has been described in detail elsewhere [8]. This procedure for obtaining $\Delta\varepsilon$ and subsequently the value of $\gamma = \Delta\varepsilon/\varepsilon_{\perp}$ was first suggested by Meyerhofer [9]. The variation of capacitance with applied voltage was fitted to obtain V_{th} the Freedericksz threshold voltage and $\kappa = K_{33}/K_{11}$. We then used the following equation to calculate K_{11} and hence K_{33} .

$$K_{11} = \varepsilon_0 \Delta\varepsilon / \pi^2 V_{th}^2 \quad (1)$$

In pure 8CB and in the low concentration mixtures of biphenyl the variation of $\Delta\varepsilon$ with temperature (as T_{AN} is approached from the nematic as well as smectic region) showed a sharp increase [8]. In the higher concentration mixtures studied, however, $\Delta\varepsilon$ is seen to go down sharply while always remaining positive. We have noted that the decrease in $\Delta\varepsilon$ as shown in Fig.1, results from a reduction of ε_{\parallel} , ε_{\perp} remaining fairly constant. A similar decrease in ε_{\parallel} has been observed in pure p, p' -diheptyloxybenzene where the $N-S_A$ transition is almost second order. This has been attributed to the presence of pretransitional effects within the nematic phase [10].

The splay elastic constant K_{11} showed a variation similar to $\Delta\varepsilon$ with temperature namely that it showed a sharp increase as T_{AN} was approached in pure 8CB whereas in the mixtures it was seen to decrease sharply with the approach of T_{AN} . The variation has been shown in Fig.2.

The bend elastic constant K_{33} was seen to diverge as the smectic phase was approached. The behavior was of the type $\Delta K_{33} \propto t^{\nu}$, where ΔK_{33} is the difference between K_{33} and the background nematic contribution [3], $t = (T/T_{AN}^* - 1)$ and ν is the critical exponent. We found that the exponent calculated in the case of pure 8CB was 0.955 ± 0.06 which is in agreement with the exponent obtained by Morris et al [3] in pure 8CB. An earlier experiment by Davidov et

al [11] in 8CB however yielded $\nu = 0.67$ (which is the same as the exponent in XY model). For the mixtures the value of the exponent decreases as shown in Table1. The temperature T_{AN}^* at which K_{33} diverges is the same as T_{AN} in pure 8CB, in mixtures it is slightly higher ~ 0.5 to $1K$ than T_{AN} . It may be recalled that anisotropic scaling laws predict that ΔK_{33} should vary as the correlation length $\xi_{||}$ both above and below T_{AN} and this should result in an exponent $\nu_{||}$ which from X-ray scattering experiments in many samples turn out to be $\simeq 0.57 - 0.75$ [12]. The temperature dependence of K_{33} has been shown in Fig.3.

The findings described above specially the behavior of K_{33} with temperature near the $S_A - N$ transition indicated that there might be the possibility of a cross over from a second order or a weakly first order $S_A - N$ transition in pure 8CB towards a first order transition in mixtures. We now describe a Landau theory calculation that may explain this.

Following de Gennes [12], we start by defining an order parameter for the S_A phase. The S_A phase is characterized by a density modulation, in a direction \hat{z} orthogonal to the layers

$$\rho(r) = \rho(z) = \rho_0 + \rho_1 \cos(q_s z - \phi) + \dots \quad (2)$$

where ρ_1 is the first harmonic of the density modulation and ϕ an arbitrary phase. In a nematic $\rho_1 = 0$ which makes it a natural choice for the S_A order parameter.

In the vicinity of the $N - S_A$ transition, the free energy per unit volume may be expanded in powers of ρ_1 . Considering the coupling between ρ_1 and the nematic order parameter S it is seen that if the alignment measured by S increases the average attractions between molecules in a smectic layer in general increase. We define,

$$\delta S = S - S_0(T) \quad (3)$$

where $S_0(T)$ is the nematic order parameter obtained in the absence of smectic ordering.

The coupling term between ρ_1 and S , to lowest order must have the form

$$f_1 = -C\rho_1^2\delta S \quad (4)$$

where C is a constant positive in general. The nematic free energy f_N which is minimum for $\delta S = 0$ has the form

$$f_N = f_N(s_0) + \frac{1}{2}\chi\delta S^2 \quad (5)$$

where $\chi(T)$ is a response function which is large near the nematic-isotropic transition point T_{NI} but which is small for $T < T_{NI}$.

We now expand the free energy in terms of the S_A order parameter and include the nematic free energy and the nematic-smectic coupling term. Considering x as the concentration of biphenyl and considering its coupling with the nematic order parameter, the smectic order parameter and with the smectic-nematic coupling term we have the final form of free energy

$$f = \frac{1}{2}r\rho_1^2 + \frac{1}{4}u_o\rho_1^4 - C\rho_1^2\delta S + f_N(s_0) + \frac{1}{2}\chi\delta S^2 + A\rho_1^2x + B\delta Sx + M\rho_1^2\delta Sx \quad (6)$$

where, $r \simeq \alpha(T - T_0)$, u_0 is a positive coefficient and A, B and M are coupling constants. T_0 is a temperature at which r vanishes. With only the first two terms present in the expression for f given by Eq.(6) one would always have a second order transition at $T_{AN} = T_0$ for positive u_0 .

Minimizing the free energy f with respect to δS we have,

$$\delta S = \chi(C\rho_1^2 - Bx - M\rho_1^2 x) \quad (7)$$

Substituting the value of δS thus obtained in f , we have,

$$f = \frac{1}{2}\rho_1^2 r' + \frac{1}{4}\rho_1^4 u'_0 + f_N(S_0) - \frac{1}{2}B^2 x^2 \chi \quad (8)$$

where we have,

$$r' = r + 2Ax + 2BC\chi x \quad (9)$$

$$u'_0 = u_0 - 2C^2\chi + 4MC\chi x \quad (10)$$

to first order in x . From Eq.(9) it is evident that the concentration dependent terms $2Ax$ and $2BC\chi x$ depresses the transition temperature T_{AN} provided the coupling constants A , B and C are positive. From the concentration dependence of T_{AN} obtained in [8] we have $\frac{dT_{AN}}{dx} = -1.8$. Hence differentiating Eq.(9) w.r.t x we have $A/\alpha \approx 0.92$ (neglecting the term $2BC\chi$ since χ is small near the smectic-nematic transition).

In absence of the concentration dependent terms in Eq.(6), the coefficient of ρ_1^4 is $u = u_0 - 2C^2\chi$. In the framework of this simple mean field theory where the fluctuations are disregarded, the order of the transition depends critically on the sign of u . For $T_0 \sim T_{NI}$, $\chi(T_0)$ is large and u is negative. One would then require terms in ρ_1^6 in the expression for the free energy to ensure stability and the smecticA-nematic transition would be first order. For T_0 significantly smaller than T_{NI} , $u > 0$ and the transition is second order while the point $u = 0$ gives a tricritical temperature.

In the 8CB+biphenyl system, T_0 is significantly smaller than T_{NI} (the dif-

ference $T_{NI} - T_{AN}$ being $\sim 7K$) and the response function $\chi(T_0)$ is small. u is therefore $\sim u_0$ which is positive and a second order smecticA-nematic transition is predicted by the theory. However the variation of the critical exponents of K_{33} with the concentration of the biphenyl in the mixtures perhaps indicate that there might be a cross over from a second order or a weakly first order transition in pure 8CB towards a first order one in mixtures. This experimental evidence suggests that the term $4MC\chi x$ in Eq.(10) lowers the value u'_0 and this would be possible only if M is negative. Physically this would mean an increase in the smectic-nematic coupling expressed by the coefficient of $\rho_1^2 \delta S$ in Eq.(6) from C to $(C - Mx)$. It can be pointed out that at the tricritical point $u = 0$ and one expects that the exponent for divergence of K_{33} here is ~ 0.5 [12]. We also note that the magnitude of M does not affect the shift in the transition temperature T_{AN} as is predicted by Eq.(9). One may further add that the inclusion of the last three terms in Eq.(6) must produce an overall increase in the free energy f (both A and B being positive).

To summarize, it can be stated that though the experiments and the mean-field calculations reported in this letter do not conclusively point towards the existence of a concentration induced tricritical temperature in the 8CB+biphenyl system, this possibility may not be ruled out. A mixture of non-polar heptyloxy-pentylphenylthiolbenzoate ($\overline{7S5}$) and polar 8OCB was studied by Huster et al [13]. This system exhibits both a $N - S_A - S_C$ multicritical point and a $N - S_A$ tricritical point. Because of large values of dT_{NA}/dx , x being the concentration of 8OCB the exponents suffer the so called Fisher renormalization [12]. The critical exponent ν_{\parallel} associated with the second order $N - S_A$ transition in this system with $x \simeq 0.034$ were observed to be ~ 0.58 (unrenormalized) and ~ 0.9 (renormalized). The situation also resembles in many ways the change over from a second order to a first order phase transition in metam-

Concentration (%)	Value of exponent (ν)	$T_{AN}^* - T_{AN}$
0.00	0.955 ± 0.06	0.01
1.58	1.001 ± 0.005	1.19
3.20	0.645 ± 0.13	0.58
4.00	0.696 ± 0.07	1.19
4.59	0.625 ± 0.11	0.67

Table 1: Values of the exponent in the mixtures studied.

agnets and in $He^4 + He^3$ mixtures [14, 15]. For instance while in pure He^4 the normal fluid-superfluid transition is a second order lambda line, the $He^4 + He^3$ mixture exhibits a tricritical point. The superfluid transition temperature too is depressed in this system due to the presence of He^3 .

A more complete analysis would perhaps need to include fluctuations and the possible effects of the presence of biphenyl on it. It must be pointed out that we offer no explanation of the fact that the temperatures about which K_{33} diverges is greater than T_{AN} for biphenyl concentrations $> 1.58\%$, a feature totally absent in pure 8CB and in mixtures with low biphenyl concentrations.

ACKNOWLEDGEMENTS

We acknowledge valuable discussions with Dr. A. DasGupta. The research was supported by a DST grant (SP/S2/M-20/95). SDG acknowledges the award of a fellowship.

References

- [1] P. P. Karat and N. V. Madhusudana. *Mol. Cryst. Liq. Cryst.*, 40:239, 1977.
- [2] M. Bradshaw, E. Raynes, J. Bunning, and T. E. Faber. *J. Physique*, 46:1513, 1985.

- [3] S. W. Morris, P. Palfy-Muhoray, and D. Balzarini. *Mol. Cryst. Liq. Cryst.*, 139:263, 1986.
- [4] P. Chattopadhyay and S. K. Roy. *Mol. Cryst. Liq. Cryst.*, 89:257, 1994.
- [5] W. L. Mcmillan. *Phys. Rev. A*, 6:1238, 1971.
- [6] P. G. de Gennes. *Solid State Commn.*, 10:753, 1972.
- [7] B. I Halperin, T. C. Lubensky, and S. K. Ma. *Phys. Rev. Lett.*, 32:292, 1974.
- [8] S. DasGupta, Pinku Chattopadhyay, and S. K. Roy. To appear in *Phys. Rev. E. Cond-mat/0011452*.
- [9] D. Meyerhofer. *J. Appl. Phys.*, 46:5084, 1975.
- [10] W. H. de Jeu, W. J. A. Goosens, and P. Bordewijk. *J. Chem. Phys.*, 61:1985, 1974.
- [11] D. Davidov, C. R. Safinya, M. Kaplan, S. S. Dana, R. Schaetzing, R. J. Birgeneau, and J. D. Litster. *Phys. Rev. B*, 19:1657, 1979.
- [12] P. G. de Gennes and J. Prost. *The Physics of Liquid Crystals*. Oxford Science Publications, 1993.
- [13] M. E. Huster, K. J. Stines, and C. W. Garland. *Phys. Rev. A*, 36:2364, 1987.
- [14] R. Alben. *Solid State Commn.*, 13:1783, 1973.
- [15] P. M. Chaikin and T. C. Lubensky. *Principles of condensed matter physics*. Cambridge University Press.

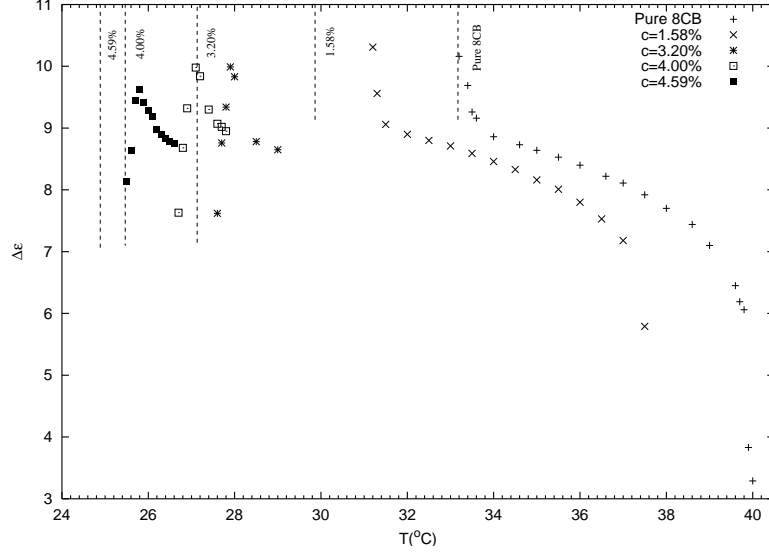


Figure 1: Variation of $\Delta\epsilon$ with T for different concentrations of biphenyl in 8CB. The vertical lines denote the transition temperatures T_{AN} . In all the figures results corresponding to $c=1.58\%$ has been reported in [8].

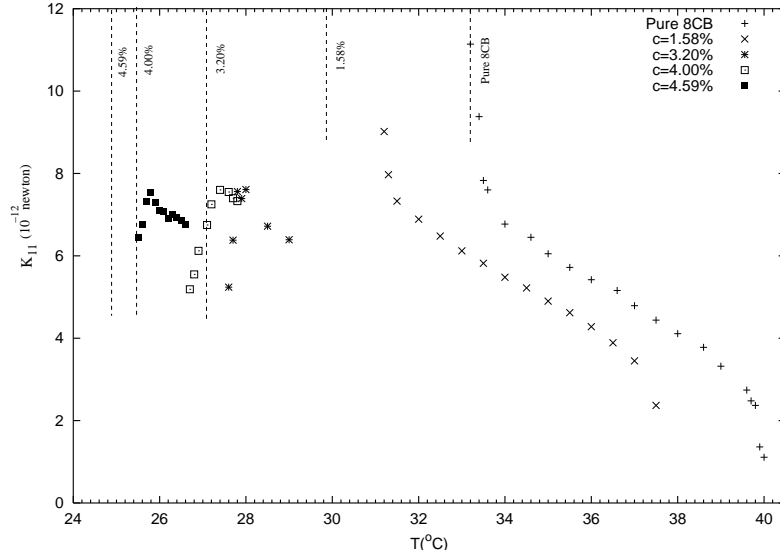


Figure 2: Variation of K_{11} with T for different concentrations of biphenyl in 8CB. The vertical lines denote the transition temperatures T_{AN} .

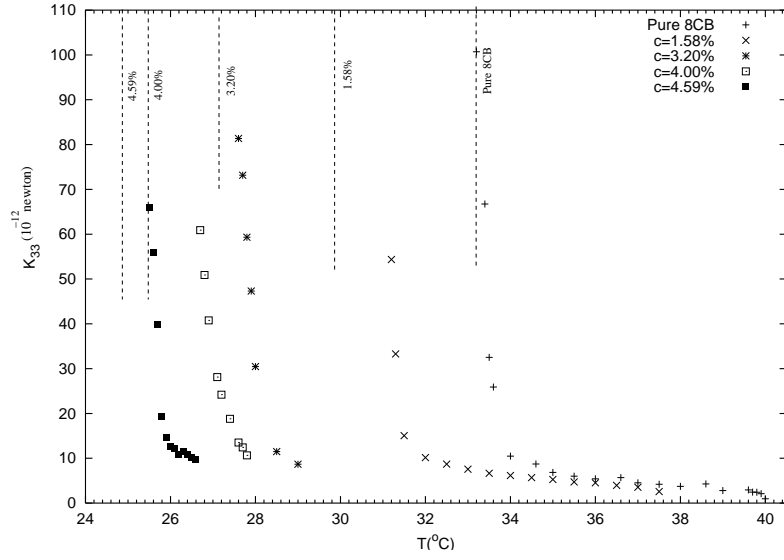


Figure 3: Variation of K_{33} with T for different concentrations of biphenyl in 8CB. The vertical lines denote the transition temperatures T_{AN} .