

Global Optimization and the Energy Landscapes of Dzugutov Clusters

Jonathan P. K. Doye, David J. Wales

University Chemical Laboratory, Lensfield Road, Cambridge CB2 1EW, United Kingdom

Sergei I. Simdyankin

Department of Numerical Analysis, Royal Institute of Technology, SE-100 44 Stockholm, Sweden

(Dated: April 14, 2024)

The global minima of clusters bound by a Dzugutov potential form non-compact polytetrahedral clusters mainly composed of interpenetrating and face-sharing 13-atom icosahedra. As the size increases, these icosahedral units first form linear arrays, then two-dimensional rings, then three-dimensional networks. Characterization of the energy landscapes of these clusters shows that they are particularly rough and generally exhibit a multiple-funnel topography. These results provide new insights into the structure and dynamics of bulk supercooled Dzugutov liquids and the form of the bulk phase diagram.

I. INTRODUCTION

One reason for the continued growth in cluster science is the link that these finite systems provide between atoms and molecules and bulk systems. Indeed, much cluster research has focussed on the size evolution of cluster properties in order to understand how bulk behaviour, such as phase transitions and crystalline structure, emerge with increasing size. Furthermore, from this research new insights into bulk behaviour can often be obtained.

For example, the structure of clusters has often been invoked when considering the local structure of bulk liquids and glasses. Frank may have been the first to make this connection.¹ He noted that the 13-atom icosahedron has a lower energy than a close-packed cluster for the Lennard-Jones (LJ) potential. From this result he inferred that the most favoured structure of liquids would involve icosahedral local ordering, thus making homogeneous nucleation of a crystal from a liquid difficult, because crystal formation would require a change in the local order.² Since then convincing evidence that simple liquids have polytetrahedral³ order has been obtained,⁴ and so the use of clusters as models of local order in liquids has become common.⁵ Furthermore, clusters with five-fold symmetry are often used as building blocks for quasicrystalline structures^{6,7,8,9} and metallic crystals.¹⁰

Much of the computational work on supercooled liquids and glasses has focussed on the behaviour exhibited by systems interacting according to simple model potentials. One of the most commonly studied systems employs a binary LJ potential,¹¹ where the binary nature of the system hinders the crystallization that readily occurs for a single component LJ liquid. However, recent evidence suggests that the low energy configurations for this system involve some dimering and crystalline ordering.¹²

Furthermore, although this system is a good generic glass former, it does not capture all of the features associated with metallic glasses, for which particularly strong local polytetrahedral and icosahedral ordering occurs.

An alternative approach is to use a single component system with a potential that is designed to prevent crystallization. This line of enquiry was pioneered by Dzugutov, who introduced a potential with a local maximum at approximately 2 times the equilibrium pair distance in order to disfavour close-packed structures.^{13,14} This maximum also bears a resemblance to the first of the Friedel oscillations that can occur for metal potentials. Systems interacting according to this Dzugutov potential have been found to be good glass-formers, and to exhibit a first sharp diffraction peak and a split second peak in the structure factor,¹⁵ which are common features of metallic glasses. One other interesting feature of this potential is that under certain conditions it can produce a dodecagonal quasicrystal.¹⁶

Our aim here is to further understand the structural implications of the Dzugutov potential by identifying the characteristic structural motifs associated with the global minima of Dzugutov clusters. Furthermore, we examine the consequences of the potential for the topography of the energy landscape [or potential energy surface (PES)] of these clusters. As well as the insights into bulk behaviour that these results provide, they will also be potentially helpful in understanding the structures of clusters that favour polytetrahedral structure. Recent results on small cobalt clusters indicate that they are polytetrahedral,¹⁷ although the detailed structure is unknown. Furthermore, one would expect clusters of alloys that adopt a Frank-Kasper structure^{10,18,19} in bulk to show polytetrahedral order in clusters.

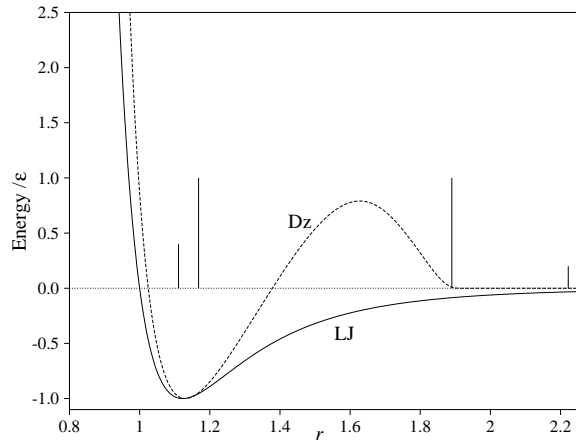


FIG. 1: A comparison of the Dzugutov (Dz) and Lennard-Jones (LJ) potentials. The unit of energy is the pair well depth. The vertical lines show the positions of the pair distances in the 13-atom icosahedron and their heights are proportional to the numbers of pairs with that distance.

II. METHODS

A. Potentials

The Dzugutov pair potential is:^{13,14}

$$V(r) = A(r^m - B) \exp \frac{C}{r-a} \theta(a-r) + B \exp \frac{d}{r-b} \theta(b-r); \quad (1)$$

where $\theta(x)$, the Heaviside step function, is 0 for $x < 0$ and 1 otherwise, and the parameters in the potential have the values

$$\begin{aligned} A &= 5.82 & a &= 1.87 \\ B &= 1.28 & b &= 1.94 \\ c &= 1.10 & d &= 0.27 \\ m &= 16; \end{aligned} \quad (2)$$

The total potential energy of a cluster of Dzugutov atoms is then $E = \sum_{i < j} V(r_{ij})$, where r_{ij} is the distance between atoms i and j . The pair potential has a minimum at $r_{eq} = 1.130$ of depth $\epsilon = 0.581$ and a maximum at $r_{max} = 1.628 = 1.44 r_{eq}$ of height 0.460 (0.791ϵ).

In Figure 1 we compare the Dzugutov and the LJ potentials. The curvature at the bottom of the Dzugutov well in the above units is virtually the same as that of the LJ potential in reduced units. However, when the unit of energy for both potentials is the pair well depth, as in Figure 1, the curvature at the minimum of the Dzugutov potential is somewhat larger, i.e. the Dzugutov potential well is narrower.

This effect can be quantified. In units of pair well depth and equilibrium pair separation, the curvature at the minimum of the Morse potential

$$V(r) = -\exp \left[2 \left(1 - \frac{r}{r_{eq}} \right) \right] + 2 \exp \left[- \left(1 - \frac{r}{r_{eq}} \right) \right]; \quad (3)$$

is 2^{-2} and of the generalized LJ potential

$$V(r) = 4 \left(\frac{r}{r_{eq}} \right)^{2n} - \left(\frac{r}{r_{eq}} \right)^n \quad (4)$$

is $2n^2$. These results allow one to calculate an effective n (or ϵ) value. For the Dzugutov potential $n_e^{Dz} = \epsilon_e^{Dz} = 7.52$, as compared to $n^{LJ} = 6$. This comparison will be important to our interpretation of the structures of these clusters since, as illustrated for Morse clusters,^{20,21} the well width is a key factor in determining a cluster's structure.

For a pair potential we can partition the energy into three terms:²⁰

$$E = \epsilon n_{nn} + E_{strain} + E_{nnn}; \quad (5)$$

where ϵ is the pair well depth, n_{nn} is the number of nearest neighbours (two atoms are defined as nearest neighbours if $r_{ij} < r_0$),

$$E_{strain} = \sum_{i < j; r_{ij} < r_0} (V(r_{ij}) + \epsilon) \quad \text{and} \quad (6)$$

$$E_{nnn} = \sum_{i < j; r_{ij} > r_0} V(r_{ij}); \quad (7)$$

We choose $r_0 = 1.378$ where $V(r_0) = 0$. The first term in Equation (5) is the ideal pair energy if all n_{nn} nearest-neighbour pairs lie exactly at the equilibrium pair distance. The strain energy, E_{strain} , is the energetic penalty for the deviation of nearest-neighbour distances from the equilibrium pair distance, and E_{nnn} is the contribution to the energy from non-nearest neighbours. For the Dzugutov potential E_{nnn} corresponds to the energetic penalty for distances lying near to $\sqrt{2} r_{eq}$ (more precisely in the range $r_0 < r < b$). The global minimum of a cluster represents the best balance between maximizing n_{nn} whilst minimizing both the strain energy and E_{nnn} .

The big difference between the Dzugutov potential and most other pair potentials is the local maximum at r_{max} and the consequent positive value of the term E_{nnn} . This term disfavors distances near to $\sqrt{2} r_{eq}$ that are associated with the octahedral interstices in close-packed structures. For clusters this term also disfavors Marks decahedra²² and Mackay²³ icosahedra with more than one shell, because the strained face-centred cubic (fcc) tetrahedra that make up these structures contain octahedral interstices. However, as Figure 1 shows, the distances in the 13-atom icosahedron are able to avoid this maximum. Therefore, E_{nnn} favours polytetrahedral clusters. For larger polytetrahedral clusters the value of E_{nnn} is somewhat correlated with E_{strain} . Strain results from

a dispersion of nearest-neighbour distances, and so is also likely to lead to a greater dispersion in the second nearest-neighbour distances and potentially more distances that stray towards the maximum at r_{max} .

We have previously analysed the roles of n_{nn} and E_{strain} for other pair potentials, such as the Morse potential.^{20,21} A large value of n_{nn} is achieved by having a compact spherical shape with a large proportion of surfaces with high coordination numbers, e.g. for filling faces. E_{strain} disfavors strained structures and the magnitude of this term increases as the potential well becomes narrower. The strain for close-packed structures can be zero, but increases along the series: decahedral, icosahedral and polytetrahedral. Thus, the strain associated with compact polytetrahedral structures can be only accommodated at low n_e values. Therefore, given the value of n_e^{DZ} , compact polytetrahedral structures seem unlikely and it is not self-evident what types of structure are best able to satisfy these competing demands.

B Global Optimization

To obtain putative global minima for the Dzugutov clusters we used the basin-hopping²⁴ (or Monte Carlo plus minimization²⁵) algorithm, which has proved very useful in locating cluster global minima.²⁶ In this algorithm a constant temperature Metropolis Monte Carlo simulation is performed with the acceptance criterion based not upon the energy of the new configuration, but upon the energy of the minimum obtained by a local minimization from that configuration. Details of the basic approach employed in the present work may be found elsewhere.²⁴

Dzugutov clusters are particularly challenging cases for global optimization, and so for each cluster size we runs of 100 000 steps each starting from a random configuration were performed. Short runs of 10 000 steps were also performed for each cluster starting from the lowest-energy minimum found for the size above and below with an atom removed and added, respectively. In the latter runs the seed geometries were fixed for the first 2 000 steps. These short runs were particularly important at larger sizes, and were repeated until there were no further improvements for any size. In each run a constant temperature of 0.4 in reduced units was employed, with a fixed maximum step size for Cartesian displacements of 0.36. Random angular moves were performed for the most weakly bound atom if its pair energy exceeded 3=5 of the lowest pair energy for the structure in question. (The pair energy of atom i is defined as $\frac{1}{6} \sum_j V(r_{ij})$.)

Problems arise in the energy minimizations if atoms evaporate from the cluster: there are no attractive forces on an atom lacking any neighbours within a distance of r_{max} . As in previous work we constrained the atoms in a sphere to limit the maximum interatomic distances. However, since some global minima of the Dzugutov po-

tential exhibit highly non-spherical geometries it was necessary to enlarge the container to twice the radius used in previous work.²⁴ Atoms with pair energies of zero were therefore shifted towards the origin through a distance of one unit on every call of the potential subroutine.

C Searching the potential energy surface

To map the PES topography of some of the Dzugutov clusters we used the same methods as those we have previously applied to LJ^{27,28,29} and Morse³⁰ clusters. We thereby obtain large samples of connected minima and transition states that provide good representations of the low-energy regions of the PES. The approach involves repeated applications of eigenvector-following³¹ to find new transition states and the minima they connect, as described in detail elsewhere.³²

III. RESULTS

A Global Minima

The lowest-energy minima that we found are given in Table I up to $N = 100$; these results will also be made available in the Cambridge Cluster Database.³³ For most clusters up to $N = 60$ these structures were obtained from basin-hopping runs that were started from a random configuration. However, above this size we often found that the lowest-energy minimum was only located in the runs seeded with a configuration derived from the best structure at a smaller or a larger size. Therefore, it would not be surprising if lower-energy minima exist for some of the larger clusters. However, any such minima would not be expected to change the observed structural motifs, which are the main focus of the present section.

The energies of the putative global minima are plotted in Figure 2 relative to the smooth function, E_{ave} , which represents the average energy of the global minima, so that particularly stable sizes are readily apparent. A representative set of global minima is depicted in Figure 3; most of these structures correspond either to a minimum in Figure 2 or a high symmetry configuration.

As noted earlier, one consequence of the maximum in the potential is that polytetrahedral structures are likely to be favoured, and for small sizes the clusters adopt the expected structures. The 13-atom global minimum is the icosahedron (Figure 3) and the global minima at smaller sizes lie on a polytetrahedral growth sequence to this structure. This sequence is similar to the global minima for the LJ potential,³⁴ except that the D_{26} global minimum is the bicapped tetrahedron, rather than the octahedron.

There are two possible overlayers for growth on the 13-atom icosahedron that are frequently observed. The first involves adding atoms to the faces and vertices of

TABLE I: Energies and point groups of putative D_{2N} global minima.

N	PG	Energy	N	PG	Energy	N	PG	Energy
3	D_{3h}	1:744308	36	C_{2v}	73:059795	69	C_1	147:488509
4	T_d	3:488617	37	D_{5d}	75:473295	70	C_s	149:924691
5	D_{3h}	5:194997	38	D_{6h}	78:212691	71	C_1	151:775786
6	C_{2v}	6:895466	39	C_s	80:028043	72	C_1	154:077804
7	D_{5h}	9:110478	40	C_1	82:007765	73	C_1	156:300056
8	C_s	10:800965	41	C_s	84:193592	74	C_1	158:621949
9	C_{2v}	13:004336	42	C_{2v}	86:888348	75	C_s	161:127938
10	C_{3v}	15:182299	43	C_1	88:707201	76	D_{3d}	163:427645
11	C_{2v}	17:354191	44	C_s	91:021780	77	C_s	165:950395
12	C_{5v}	19:973962	45	C_2	92:914141	78	C_1	168:012336
13	I_h	23:206834	46	C_{2v}	95:600895	79	C_s	170:278007
14	C_{3v}	24:800150	47	C_s	97:424527	80	C_s	172:684322
15	C_{2v}	26:892331	48	C_1	99:877799	81	C_1	174:703554
16	C_s	28:935002	49	C_1	101:992888	82	C_1	177:379501
17	C_s	31:071373	50	C_1	104:366190	83	C_1	179:785948
18	C_s	33:388902	51	C_1	106:628459	84	C_1	182:318738
19	D_{5h}	36:387297	52	C_2	109:182997	85	C_2	185:035277
20	C_{2v}	38:185980	53	C_1	111:160304	86	D_3	188:011095
21	C_1	40:164779	54	C_1	113:571440	87	C_1	190:060568
22	C_s	42:232479	55	C_s	115:796712	88	C_2	192:537449
23	D_{3h}	45:097045	56	C_s	118:113023	89	C_1	194:585540
24	C_s	46:967533	57	T_d	120:619381	90	C_2	197:065663
25	C_{2v}	49:351951	58	C_{2h}	122:721838	91	C_1	199:110106
26	C_s	51:162031	59	C_s	125:168480	92	D_3	201:595867
27	C_{2v}	53:321668	60	C_s	127:515076	93	C_1	203:620819
28	C_{2v}	55:482764	61	C_1	129:438766	94	C_1	205:650655
29	C_s	58:091939	62	C_s	131:779964	95	C_1	207:981315
30	C_1	59:907899	63	C_1	133:838716	96	C_1	210:175003
31	D_{5h}	62:387189	64	C_1	136:236101	97	C_1	212:509621
32	C_s	64:064478	65	C_s	138:685418	98	C_1	214:553532
33	D_{3d}	66:893638	66	C_s	141:219450	99	C_1	216:884240
34	C_1	68:696811	67	D_{2d}	143:476004	100	C_1	219:523265
35	C_2	71:134071	68	C_1	145:565041			

the icosahedron and is termed the anti-Mackay overlayer. This overlayer continues the polytetrahedral packing of the icosahedron and leads to a series of interpenetrating icosahedra. The overlayer is completed at a 45-atom rhombic tricontahedron, which is an icosahedron of interpenetrating icosahedra. The second possible overlayer involves adding atoms to the edges and vertices of the icosahedron, and is termed the Mackay overlayer because it leads to the 55-atom Mackay icosahedron. This overlayer introduces octahedral interstices and so is disfavoured by the Dzugutov potential. No D_{2N} global minima have this structure.

The global minima above $N = 13$ initially have an anti-Mackay structure, for example, the double icosahedron at $N = 19$ (Figure 3). This trend continues up to $N = 22$. For $N = 23$ the usual anti-Mackay structure is a triangular arrangement of three interpenetrating icosahedra. However the D_{23} global minimum consists of two face-sharing icosahedra (Figure 3), because the anti-Mackay structure has a larger strain energy (4.810 as opposed to 3.138 for the global minimum) and a slightly higher

E_{nnn} , making it 0.156 higher in energy, even though it has three more nearest-neighbour contacts.

This trend is continued for larger sizes. The strain associated with compact polytetrahedral structures cannot be accommodated without too great an energetic penalty because of the value of n_6^D . Instead, polytetrahedral structures with extended configurations are favoured even though they have fewer nearest neighbours. These structures involve a combination of face-sharing and interpenetrating icosahedra (Figure 3). At $N = 25$ a bent arrangement of three interpenetrating icosahedra is the global minimum (it is just lower in energy than the linear triple icosahedron). At $N = 31$ and 37 the global minima are linear quadruple and quintuple icosahedra. At $N = 33$ the global minimum is a linear arrangement of three face-sharing icosahedra. At $N = 29$ the global minimum involves an icosahedron sharing a face with a double icosahedron and at $N = 35$ it is two face-sharing double icosahedra.

Above $N = 37$ the global minima become two-dimensional in character. The 38-atom global minimum

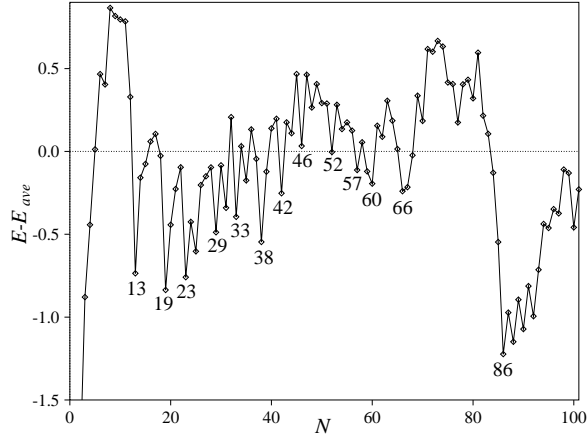


FIG. 2: The energies of the putative D_{2N} global minimum measured with respect to E_{ave} , where $E_{ave} = 2.605N + 2.568N^{2/3} - 4.859N^{1/3} + 8.614$.

is a ring of six interpenetrating icosahedra. The nearest-neighbour contact along the six-fold axis of this structure forms the common edge for six tetrahedra, whereas all other internal nearest-neighbour contacts are surrounded by five tetrahedra. This edge is said to have a disclination running along it,⁴ and it is not possible to form a bulk compact polytetrahedral structure without introducing such disclination lines. Frank-Kasper phases^{18,19} and quasicrystals can be characterized by their networks of disclination lines.⁴ Most of the clusters immediately above $N = 38$ have structures based upon the D_{38} global minimum, such as the 42- and 46-atom structures shown in Figure 3.

At larger sizes the global minima are rings of face-sharing icosahedra and double icosahedra that have a hole in the middle of the structure, e.g. $N = 52, 58, 60$ and 66 in Figure 3. Sometimes, as for $N = 58$, not all the icosahedral units are face-sharing, but may instead have a bridging tetrahedron between them. There are two forms for the 60-atom ring of six face-sharing icosahedra, which are analogous to the boat and chair forms of cyclohexane. The boat form has a slightly lower energy (by 0.391) because a nearest-neighbour contact can be formed between the two icosahedra above the ring.

At larger sizes three-dimensional network structures begin to form. For example, the 67-atom global minimum involves two perpendicular interlocking planar units, and the 86-atom structure is a three-dimensional network of eight, mainly face-sharing, icosahedra, with a complex pore structure (the six holes on the surface of the cluster connect to a single central pore). The formation of this latter three-dimensional structure leads to a substantial increase in stability (Figure 2). Above $N = 86$ similar structures dominate the lowest-energy minima that we have found.

From these results we conclude that Dzugutov clusters tend to form non-compact polytetrahedral structures,

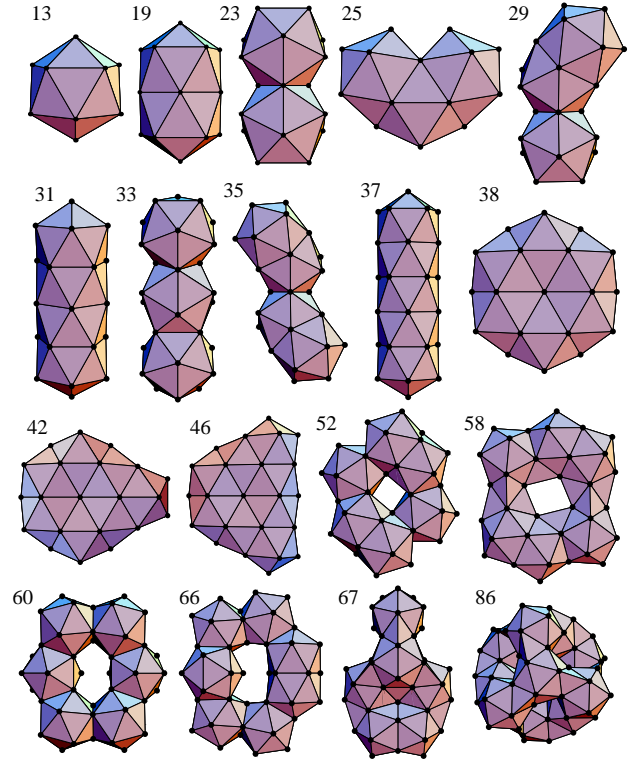


FIG. 3: Some representative D_{2N} global minima. The labels indicate the number of atoms in each cluster.

based on packings of 13-atom icosahedra. Exceptions to this trend occur at $N = 57$ and 76 , where the global minima are high-symmetry compact polytetrahedral structures involving an ordered array of disclinations. As a consequence of this compactness these structures have a much higher strain energy than other global minima of similar size. They are also particularly stable for a modified Dzugutov potential that has been designed to favour compact polytetrahedral clusters by having a lower value of n_e ,³⁵ and were only found on reoptimization of the structures obtained with this new potential. The structure of these new clusters will be described in detail elsewhere.³⁵

Although the present work indicates that the lowest energy structures of small clusters are non-compact and polytetrahedral, a thorough study of the relative stabilities of possible bulk structures strongly suggests that for bulk a body-centred cubic (bcc) crystal is lowest in energy.³⁶ Therefore, at sufficiently large sizes the lowest-energy clusters must be bcc. A simple comparison of E_{ave} , a polynomial fit to the energy of the global minimum, with a similar polynomial function fitted to the energies of bcc rhombic dodecahedral clusters suggests that bcc clusters only become lower in energy beyond $N \sim 10^5$.

For Dzugutov clusters, structures with disclination lines, although not dominant, can be competitive at some

TABLE II: Comparison of the Dz_{13} and LJ_{13} PESs. The samples of stationary points contain n_{min} minima and n_{ts} transition states. For the n_{search} lowest-energy minima transition state searches were performed parallel and anti-parallel to the Hessian eigenvectors with the n_{ev} lowest eigenvalues. Of the transition states found, n_{ts}^{th} were connected to the global minimum. h_{min} is the average geometric mean frequency of a minimum and ω_{ts}^{im} is the average magnitude of the imaginary frequency of a transition state. E , b_u and b_d are the energy difference, uphill barrier and downhill barrier, respectively, between two minima connected by a single transition state. S is the integrated length of the pathway between the two minima and D is the distance between the two minima. N^* , the cooperativity index, gives a measure of the number of atoms involved in the rearrangement.^{32,37} The average values of these quantities over all the non-degenerate rearrangement pathways are given below. (A degenerate pathway connects different permutational isomers of the same minimum.) $h_{Ei} = h_{bi} - h_{di}$. The units of energy and frequency are and $(=r_{eq}^2)^{1/2}$, respectively, facilitating comparison with results for 13-atom Morse clusters.³⁰

	n_{min}	n_{ts}	n_{ev}	n_{search}	n_{ts}^{th}	h_{min}	ω_{ts}^{im}	h_{Ei}	h_{bi}	h_{di}	h_{Si}	h_{Di}	N^*
LJ_{13}	1467	12435	15	1467	894	1.671	0.464	1.593	2.201	0.609	1.960	1.201	5.79
Dz_{13}	28568	52813	6	13675	9	1.842	0.840	1.570	2.604	1.034	1.520	0.958	3.61

sizes. Similarly for bulk, under certain conditions (when the system is somewhat compressed) a Frank-Kasper – phase is lowest in energy.³⁶

In recent simulations of a bulk Dzugutov supercooled liquid, domains corresponding to extended icosahedral configurations have been found to grow as the temperature is decreased and lower-energy minima are sampled.³⁸ Much lower diffusion rates are associated with atoms in these domains compared with atoms in the rest of the liquid. The configurations of these icosahedral domains look very similar to the types of non-compact polytetrahedral clusters that we observe for clusters. Both the structures of the clusters and the domains have a common origin in the form of the potential. In particular, the potential maximum causes polytetrahedral structures to be favoured, and of the possible polytetrahedral structures the width of the potential favours non-compact forms based on icosahedra.

Our results also indicate that high-density, compact polytetrahedral structures are disfavoured because they are associated with excessive values of E_{strain} and E_{nnn} . This result has implications for the form of the phase diagram, and in particular the stability of a dense liquid. Most simulations of Dzugutov liquids have been performed at constant volume. However, if a Dzugutov crystal is heated at a low constant pressure then there is a transition temperature at which the system jumps straight to a low-density phase that resembles a foam.³⁹ Further simulations suggested that there is no region of the phase diagram where a liquid is stable.³⁹

Much work has been done on the effect of the range of a potential on the phase diagram. This research has shown that when the range is sufficiently short there is no stable liquid phase.^{40,41} The physical basis for this effect is that as the range of the potential decreases, the potential well becomes narrower and so there is an increasing energetic penalty (i.e. E_{strain}) for the dispersion of nearest-neighbour distances associated with the liquid. This destabilization of the liquid eventually leads to its disappearance from the phase diagram.^{42,43}

Roth attributed the absence of a liquid phase in the Dzugutov phase diagram to the range of the potential.³⁹ However, the Morse potential with a similar width (i.e. $=r_{eq}^2$) has a stable liquid phase. Only at much larger values of ρ (probably 13-14) does the liquid phase for the Morse potential become unstable. Instead, the present study clearly indicates that the absence of a dense liquid phase for the Dzugutov potential stems from the maximum near $2r_{eq}$, because there are insufficient dense, non-crystalline structures with low values of both E_{nnn} and E_{strain} .

Recently, Sear and Gilbert showed that adding a long-range repulsion of sufficient magnitude also leads to the disappearance of the liquid from the phase diagram.⁴⁴ As with the much shorter-ranged Dzugutov potential the positive value of E_{nnn} destabilizes the liquid. Furthermore, as envisaged by Lebowitz and Penrose,⁴⁵ Sear and Gilbert found that microphase separation instead occurred.⁴⁴ Similar behaviour is seen for the Dzugutov potential: low-density non-compact polytetrahedral structures are favourable for clusters, and Roth's heating simulations led to a low-density foam rather than a simple vapour.³⁹ Given this possibility of low-density disordered network phases, calculation of the true phase diagram for the Dzugutov potential is of obvious interest.

B Energy Landscapes

For simple pair potentials, such as the Morse and LJ forms, the topography of the PES for 13-atom clusters has been examined in detail,^{29,30} using near complete sets of minima and transition states. Here we examine some of the consequences of the Dzugutov potential for the topography of the energy landscape by comparing the Dz_{13} and LJ_{13} PESs.

The properties of sets of stationary points for the two clusters are compared in Table II. One of the main differences between the two systems is the much greater number of minima for Dz_{13} . We obtained roughly twenty

times more minima for $D_{Z_{13}}$, yet the sample is far from complete. Transition state searches have been performed from less than 50% of the minima and far fewer searches were performed from each minimum than for LJ_{13} .

This greater number of minima is a consequence of the local maxima in the potential, which introduces barriers between configurations that would have been in the same basin of attraction for LJ_{13} . In particular, there is now a barrier to the formation of nearest-neighbour contacts and so many $D_{Z_{13}}$ minima involve atoms with low coordination numbers. For the LJ potential these atoms would be attracted by the long-range tail of the potential and so would increase their coordination. For example, when the $D_{Z_{13}}$ minima are reoptimized for the LJ potential 502 of them converge to the icosahedral global minimum. These differences are particularly evident in the connectivity of the low-energy regions of the PES. For LJ_{13} there are over 90 times more transition states connected to the global minimum.

There are less dramatic differences between the other properties of the two PESs. The vibrational frequencies for the Dzugutov cluster are somewhat higher because of its slightly larger n_e value.³⁰ For larger clusters this effect would be reinforced by the constraints on the second nearest-neighbour distances stemming from them aximum in the potential. However, the latter effect is small for the 13-atom cluster because there are relatively few second nearest-neighbours.

Barriers for the Dzugutov cluster are generally higher because the barrier for breaking a nearest-neighbour contact involves both loss of the contact energy and overcoming the potential maximum. In general, the barriers are also narrower and connect minima that are closer in configuration space, as expected for a PES with more minima. The rearrangements are also slightly less cooperative. In summary, the $D_{Z_{13}}$ PES is much rougher than the LJ_{13} PES.

For larger clusters, there are generally a number of low-energy configurations associated with different arrangements of the icosahedral units that make up most low-energy clusters. Here we examine the effects of such competing structures on the PES topography, by calculating the disconnectivity graph for a 37-atom Dzugutov cluster. For this cluster the global minimum, a linear quintuple icosahedron, is slightly lower in energy than a minimum based on the disk-like $D_{Z_{38}}$ global minimum with an atom removed. Next in energy above these two minima are a series of bent arrangements of five interpenetrating icosahedra.

Disconnectivity graphs provide a representation of the barriers between minima on a PES.^{32,46,47} In a disconnectivity graph, each line ends at the energy of a minimum. At a series of equally-spaced energy levels we determine which (sets of) minima are connected by paths that never exceed that energy. Lines in the disconnectivity graph join at the energy level where the corresponding (sets of) minima first become connected. In a disconnectivity graph an ideal single-funnel PES is represented by

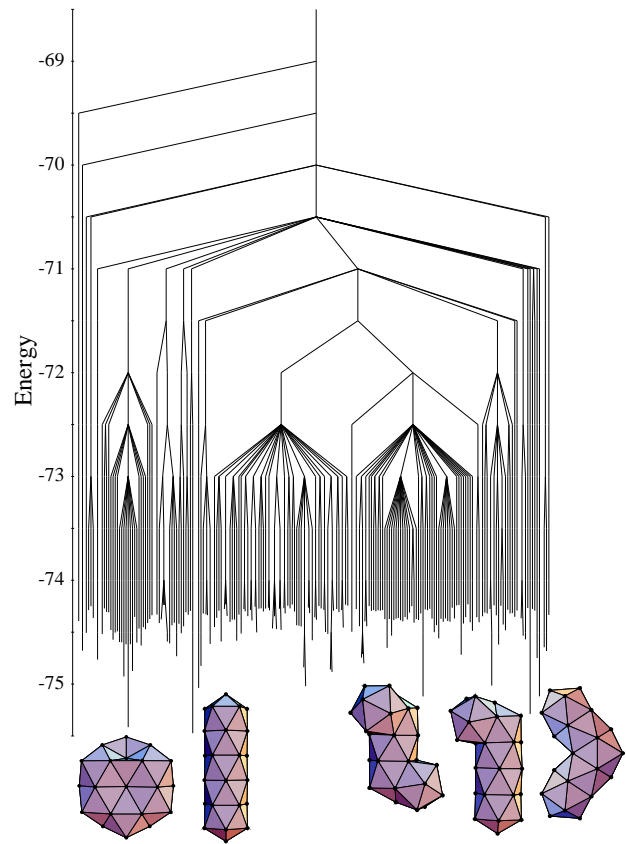


FIG. 4: Disconnectivity graph for $D_{Z_{37}}$. Only branches leading to the 200 lowest-energy connected minima are included. The graph was calculated from a set of 30 000 minima and 33 520 transition states. The five lowest-energy minima are depicted alongside the appropriate branches of the graph.

a single dominant stem associated with the global minimum to which the other minima join directly. For a multiple-funnel PES there are a number of major stems which only join at high energy.

The $D_{Z_{37}}$ disconnectivity graph clearly has a multiple-funnel character. Each of the five lowest-energy structures are separated by large barriers, and the corresponding branches all join up at the node at $E = -70.5$. For example, the barriers for the lowest-energy pathway between the funnels of the two lowest-energy minima are 8.43 and 8.33. These large barriers will strongly influence the dynamics, making the rate of interfunnel passage extremely slow. Hence, the low-energy minima act as efficient kinetic traps.

The results for the two clusters in this section also show why the global minimum of Dzugutov clusters are particularly difficult to locate. Both PES roughness⁵⁰ and multiple-funnel PES topography^{27,51,52,53} have been shown to hinder global optimization. The latter is particularly troublesome, when, as with $D_{Z_{37}}$, the global mini-

imum is at the bottom of a narrow funnel and is thermodynamically most stable only at low temperatures.

These results also have implications for the dynamics of the supercooled Dzugutov liquid. Low-energy liquid configurations with different extended icosahedral domains³⁸ will be separated by large energy barriers in a manner similar to D_{237} . Therefore, as the average energy of the liquid minima decreases with temperature and the icosahedral domains grow, we expect the effective activation energy associated with diffusion or viscosity to increase, thus leading to fragile (non-Arrhenius) dynamics.^{13,38}

C Conclusions

The global minima of Dzugutov clusters have non-compact polytetrahedral structures. The interior atoms in these clusters almost always have an icosahedral coordination shell, rather than other polytetrahedral coordination shells that involve disclination lines, because the latter involve too large a strain energy. The 13-atom icosahedral units that make up the global minima are usually interpenetrating or face-sharing, and both these ways of linking icosahedra are commonly observed in metallic crystals that have icosahedral coordination.¹⁰ As the size of the clusters increases the arrangements of the icosahedral units change from one-dimensional chains to two-dimensional rings to three-dimensional porous networks. These results are consistent with the previous observation that the bulk liquid can sustain a distribution of free volume in the form of atomic size vacancies.¹⁵

Unfortunately, Dzugutov clusters, because of their non-compact character, do not provide a realistic model for polytetrahedral metallic clusters, such as those recently observed for cobalt.¹⁷ However, promising results have been obtained from a modified version of the Dzugutov potential that is better able to accommodate the strain associated with compact polytetrahedral structures. Results for this system will be reported elsewhere.³⁵

Dzugutov clusters typically have rough multiple-funnel energy landscapes. These features make global optimization difficult and have implications for the dynamics of supercooled Dzugutov liquids, where extended icosahedral domains,³⁸ which are similar to the structures we find for the clusters, grow as the temperature is decreased. Furthermore, our results help to explain why the bulk phase diagram appears not to include a stable liquid, and suggest the possibility of phases with complex low-density network structures.

ACKNOWLEDGMENTS

J.P.K.D. is the Sir Alan Wilson Research Fellow at Emmanuel College, Cambridge. We gratefully acknowledge

helpful discussions with Mikhail Dzugutov and Richard Sear.

REFERENCES

- ¹ F. C. Frank, Proc. Royal Soc. London A 215, 43 (1952).
- ² There is actually an error in Frank's argument. For clusters, the icosahedron is energetically favoured over a close-packed configuration because it has a lower surface energy. Such a surface effect cannot be relevant to bulk liquids, and so the origin of local icosahedral order in liquids is more complex.
- ³ For a polytetrahedral structure all of space can naturally be divided up into tetrahedra.
- ⁴ D. R. Nelson and F. Spaepen, Solid State Phys. 42, 1 (1989).
- ⁵ M. R. Hoare, Ann. N. Y. Acad. Sci. 279, 186 (1976).
- ⁶ V. Elser and C. L. Henley, Phys. Rev. Lett. 55, 2883 (1985).
- ⁷ M. Audier and P. Guyot, Philos. Mag. B 53, L43 (1986).
- ⁸ P. W. Stephens and A. I. Goldman, Phys. Rev. Lett. 56, 1168 (1986).
- ⁹ V. A. Borodin and V. M. Manichev, Phys. Rev. B 54, 15747 (1996).
- ¹⁰ D. P. Shoemaker and C. B. Shoemaker, in Introduction to Quasicrystals, edited by M. V. Jaric (Academic Press, London, 1988), pp. 1-57.
- ¹¹ W. Kob and H. C. Andersen, Phys. Rev. E 51, 4626 (1995).
- ¹² T. F. Middleton and D. J. Wales, Phys. Rev. B p. submitted.
- ¹³ M. Dzugutov and U. Dahlborg, J. Non-Cryst. Solids 131-133, 62 (1991).
- ¹⁴ M. Dzugutov, Phys. Rev. A 46, R2984 (1992).
- ¹⁵ B. Sadigh, M. Dzugutov, and S. R. Elliott, Phys. Rev. B 59, 1 (1999).
- ¹⁶ M. Dzugutov, Phys. Rev. Lett. 70, 2924 (1993).
- ¹⁷ F. Dasenoy, M.-J. Casanove, P. Lecante, M. Verelst, E. Snoeck, A. Mosset, T. Ould Ely, C. Amiens, and B. Chaudret, J. Chem. Phys. 112, 8137 (2000).
- ¹⁸ F. C. Frank and J. S. Kasper, Acta Cryst. 11, 184 (1958).
- ¹⁹ F. C. Frank and J. S. Kasper, Acta Cryst. 12, 483 (1959).
- ²⁰ J. P. K. Doye, D. J. Wales, and R. S. Berry, J. Chem. Phys. 103, 4234 (1995).
- ²¹ J. P. K. Doye and D. J. Wales, J. Chem. Soc., Faraday Trans. 93, 4233 (1997).
- ²² L. D. Marks, Phil. Mag. A 49, 81 (1984).
- ²³ A. L. Mackay, Acta Cryst. 15, 916 (1962).
- ²⁴ D. J. Wales and J. P. K. Doye, J. Phys. Chem. A 101, 5111 (1997).
- ²⁵ Z. Li and H. A. Scheraga, Proc. Natl. Acad. Sci. USA 84, 6611 (1987).

- ²⁶ D. J. Wales and H. A. Scheraga, *Science* 285, 1368 (1999).
- ²⁷ J. P. K. Doye, M. A. Miller, and D. J. Wales, *J. Chem. Phys.* 111, 8417 (1999).
- ²⁸ J. P. K. Doye, M. A. Miller, and D. J. Wales, *J. Chem. Phys.* 110, 6896 (1999).
- ²⁹ J. P. K. Doye, *Phys. Rev. E* p. in press (cond-mat/0001066).
- ³⁰ M. A. Miller, J. P. K. Doye, and D. J. Wales, *J. Chem. Phys.* 110, 328 (1999).
- ³¹ C. J. Cerjan and W. H. Miller, *J. Chem. Phys.* 75, 2800 (1981).
- ³² D. J. Wales, J. P. K. Doye, M. A. Miller, P. N. Mortenson, and T. R. Walsh, *Adv. Chem. Phys.* 115, 1 (2000).
- ³³ D. J. Wales, J. P. K. Doye, A. Dulwender, M. P. Hodges and F. Y. Naumkin, The Cambridge Cluster Database, URL <http://brian.ch.cam.ac.uk/CCD.html>.
- ³⁴ M. R. Hoare and P. Pal, *Adv. Phys.* 20, 161 (1971).
- ³⁵ J. P. K. Doye and D. J. Wales, *Phys. Rev. Lett.* p. to be submitted.
- ³⁶ J. Roth and A. R. Denton, *Phys. Rev. E* 61, 6845 (2000).
- ³⁷ F. H. Stillinger and T. A. Weber, *Phys. Rev. A* 23, 2408 (1983).
- ³⁸ M. Dzugutov, S. I. Simdyankin, and F. H. Zetterling, preprint (2000).
- ³⁹ J. Roth, *Eur. Phys. J. B* 14, 449 (2000).
- ⁴⁰ M. H. J. Hagen, E. J. Meijer, G. C. A. M. Mooij, D. Frenkel, and H. N. W. Lekkerkerker, *Nature* 365, 425 (1993).
- ⁴¹ M. H. J. Hagen and D. Frenkel, *J. Chem. Phys.* 101, 4093 (1994).
- ⁴² J. P. K. Doye and D. J. Wales, *Science* 271, 484 (1996).
- ⁴³ J. P. K. Doye and D. J. Wales, *J. Phys. B* 29, 4859 (1996).
- ⁴⁴ R. P. Sear and W. M. Gelbart, *J. Chem. Phys.* 110, 4582 (1999).
- ⁴⁵ J. L. Lebowitz and O. Penrose, *J. Math. Phys.* 7, 98 (1966).
- ⁴⁶ O. M. Becker and M. Karplus, *J. Chem. Phys.* 106, 1495 (1997).
- ⁴⁷ D. J. Wales, M. A. Miller, and T. R. Walsh, *Nature* 394, 758 (1998).
- ⁴⁸ P. E. Leopold, M. Montal, and J. N. Onuchic, *Proc. Natl. Acad. Sci. USA* 89, 8271 (1992).
- ⁴⁹ J. D. Bryngelson, J. N. Onuchic, N. D. Socci, and P. G. Wolynes, *Proteins: Structure, Function and Genetics* 21, 167 (1995).
- ⁵⁰ M. A. Miller, J. P. K. Doye, and D. J. Wales, *Phys. Rev. E* 60, 3701 (1999).
- ⁵¹ J. P. K. Doye and D. J. Wales, *Phys. Rev. Lett.* 80, 1357 (1998).
- ⁵² J. P. K. Doye, D. J. Wales, and M. A. Miller, *J. Chem. Phys.* 109, 8143 (1998).
- ⁵³ J. P. K. Doye, in *Global Optimization | Selected Case Studies*, edited by J. D. Pinter (Kluwer Academic, Dordrecht, 2000).