

Controlling chaos in diluted networks with continuous neurons

D. Caroppo, M. Mammarelli, G. Nardulli, and S. Stramaglia

*Dipartimento Interateneo di Fisica and
Istituto Nazionale di Fisica Nucleare, Sezione di Bari
via Amendola 173, 70126 Bari, Italy*

Abstract

Diluted neural networks with continuous neurons and nonmonotonic transfer function are studied, with both fixed and dynamic synapses. A noisy stimulus with periodic variance results in a mechanism for controlling chaos in neural systems with fixed synapses: a proper amount of external perturbation forces the system to behave periodically with the same period as the stimulus.

PACS numbers: 87.10.+e, 05.20.-y, 05.45.+b

I. INTRODUCTION

The occurrence of oscillations and chaos in neural networks [1] is receiving a growing interest. From a neurophysiological point of view, chaotic behavior has been observed in brain dynamics [2] and dynamics reduction mechanisms have been proposed to explain experimental findings concerning cognitive processes in the brain [3,4]. The study of complex dynamics in simulated neural networks started with the paper by Sompolinsky and coworkers [5], where it was pointed out that asymmetric synapses may lead to chaos; subsequently chaotic neural networks have been investigated in a number of papers, all focusing on the role played by random asymmetric synapses [6–11].

In the last years several examples of chaotic dynamics arising from the choice of a non-monotonic transfer function (i.e. the function that gives the state of the neuron as a function of the postsynaptic potential) have been presented [12–15]. The physiological justification of a nonmonotonic transfer function is ascribed to the *fatigue* of neurons after being exposed to a large post-synaptic input [16]. In [14] a strongly diluted neural network with nonmonotonic binary neurons and adapting synapses was studied and dynamics reduction was observed for low connectivity. The interplay between microscopic and macroscopic dynamics in this class of networks was analyzed in [15]: the phenomenon of damage spreading showed that at the microscopic level the network's motion is always to be considered chaotic, whereas from a macroscopic, mean-field point of view a rich variety of behaviors can occur: fixed-point, periodic attractors, and strange attractors.

Considering neural networks in the more general frame of input-output devices, neural nets with nonmonotonic transfer functions have been employed in applications such as generation of robust chaos [17,18] and clustering of data [19].

The purpose of this paper is to extend the above mentioned results to the case of mean-field networks of continuous neurons and synapses. Moreover the influence of noisy external stimuli as a mechanism for controlling the chaotic dynamics [20] in this kind of neural networks is analyzed.

The model consists of N continuous neurons $S_i \in [-1, +1], i = 1, \dots, N$; for each neuron S_i , K input sites $j_1(i), \dots, j_K(i)$ are randomly chosen among the N sites, and NK real valued synaptic couplings $J_{ij}(t)$ are introduced. The local field acting on neuron S_i at time t is $h_i(t) = \sum J_{ij}(t)S_j(t)$, the sum taken over the K random input neurons. Neurons and synapses evolve according to a parallel discrete time deterministic dynamics, the updating rule for neurons being

$$S_i(t+1) = f(h_i(t)) \quad , \quad (1)$$

where f is a nonmonotonic transfer function whose form is the following:

$$f(x) = \begin{cases} x/\theta & \text{if } |x| < \theta \\ \text{sign}(x) & \text{if } \theta < |x| < c\theta \\ 0 & \text{if } |x| > c\theta. \end{cases} \quad (2)$$

For low values of local field, f is linear with gain $\frac{1}{\theta}$, for intermediate values it reduces to the *sign* function; eventually, for large postsynaptic inputs, it pulls the neuron into the quiescent state ($S = 0$), thus modeling the fatigue phenomenon. The nonmonotonicity of f is controlled by the threshold θ , the constant c (we fix $c = 2$ in the following) determining the width of the range of h values which saturate neurons.

A Hebbian evolution law for synapses is assumed as follows:

$$J_{ij}(t+1) = (1 - A) J_{ij}(t) + A S_i(t)S_j(t), \quad (3)$$

where A is the 'learning rate'. In order to preserve network's functioning, the value of A must be sufficiently small so that the learning speed is not too large (neural networks with adapting synapses are discussed in [21–23] and several papers cited therein). Obviously, the fixed-synapses situation can be recovered by fixing A to zero.

In the limit of large N , while keeping fixed the connectivity K , one obtains a strongly diluted network [24], whose dynamics is described by mean-field equations (see [21]). In other words, one can treat neurons and synapses as independent stochastic variables and

assume a Gaussian distribution for the local field acting on neurons. The following macroscopic parameters are introduced to describe the neuronal configuration: the overlap with an arbitrary pattern $\{\xi\}$ (we choose $\{\xi_i = 1\}$ for simplicity) $m(t) = \langle S_i(t) \rangle$ and the neuronal activity $q(t) = \langle S_i^2(t) \rangle$. We remark that the suppression of the site index is possible because all averages are site independent. The synaptic configuration is described by the average strength $J(t) = \langle J_{ij}(t) \rangle$ and the activity $W(t) = \langle J_{ij}^2(t) \rangle$. Mean and variance of the local field are then given respectively by:

$$\mu(t) = Km(t)J(t), \quad (4)$$

$$\sigma^2(t) = K(W(t)q(t) - J^2(t) m^2(t)).$$

Simple calculations provide the flow equations for the four macroscopic parameters of the network:

$$m(t+1) = \int dh \frac{1}{\sqrt{2\pi\sigma^2}} \exp \left[-(h - \mu)^2 / 2\sigma^2 \right] f(h) \quad (5)$$

$$q(t+1) = \int dh \frac{1}{\sqrt{2\pi\sigma^2}} \exp \left[-(h - \mu)^2 / 2\sigma^2 \right] f^2(h) \quad (6)$$

$$J(t+1) = (1 - A) J(t) + A m^2(t) \quad (7)$$

$$W(t+1) = (1 - A)^2 W(t) + 2A (1 - A) J(t) m^2(t) + A^2 q^2(t) \quad (8)$$

In what follows we shall also study the mean field behavior of the system when an external noisy stimulus is presented to the network. We shall assume that stimuli are independent Gaussian variables with zero mean and time-dependent variance $I(t)$. The only effect of these stimuli is then to increase the fluctuations of local field around its mean, indeed the variance of $h(t)$, in presence of external stimuli, reads:

$$\sigma^2(t) = K \left[W(t)q(t) - J^2(t) m^2(t) \right] + I(t). \quad (9)$$

In the next section some properties of flow equations, in the absence of external stimuli, are shown, while in Section 3 the influence of external periodic stimuli acting on the network is considered. Section 4 summarizes our conclusions.

II. DYNAMICS IN THE ABSENCE OF EXTERNAL STIMULI

Let us start by considering the system's motion in the absence of external stimuli and perform the analysis which has been applied in [14,15] in the case of binary neurons.

Firstly we consider $A = 0$, i.e. fixed synapses: eqs. (7) and (8) can be dropped in this case and the time evolution of the system is described by eqs. (5) and (6) for the parameters m and q which characterize the neuron configuration. The structure of these two equations is similar to the two-dimensional map studied in [15] and we find the same qualitative behavior. The macroscopic dynamics is represented in the bifurcation diagram of Fig. 1: depending on the values of parameters the macroscopic trajectory can be chaotic, periodic or converge to a fixed point. We verified that the system becomes chaotic via the Feigenbaum scenario, the bifurcation mechanism being period doubling. In Fig. 2 (left) we depict the strange attractor corresponding to $K = 15$, $J = 0.8$, $W = 0.9$ and $\theta = 3$: an unstable fixed point lies on the attractor. We discuss now the hyperbolicity of the attractor; we remark that in the hyperbolic case many interesting properties about the structure and dynamics of chaos have been demonstrated [25]. In Fig. 2 (right), the stable manifold of the fixed point, i.e. the set of points $\{m, q\}$ such that the orbit starting from $\{m, q\}$ approaches the fixed point, is depicted. Since the stable manifold shows near tangencies with the attractor, we conclude that the attractor is not hyperbolic: a similar conclusion was given in [15] with respect to binary neurons, therefore nonhyperbolicity is a general feature of the macroscopic chaos shown by this class of neural networks.

Lyapunov exponents give a means of characterizing the stretching and folding characteristics of attractors. We evaluate them by the method described in [26]; for the case depicted in Fig. 2 we obtain $\lambda_1 = 0.65$ and $\lambda_2 = -3.23$. Having checked that always at most one Lyapunov exponent is positive, we conclude that the macroscopic chaos provided by this system is fragile [27], i.e. a slight change of the parameters can typically destroy chaos so that a stable periodic orbit sets in. Concerning the fractal dimension of the attractor, we follow the method proposed by Grassberger and Procaccia [28]. A finite set of time-delayed

vectors is constructed from a sample of N points on the attractor, and the correlation integral C , at scale r , is estimated by counting the number of pairs of vectors whose distance does not exceed r . The scaling law $C(r) \sim r^\nu$ allows to measure the exponent ν which is related to the Hausdorff dimension D by $\nu \leq D$, and can be considered itself a measure of the strangeness of the attractor. In Fig.3 the log-log plot of the correlation integral versus the scale r is reported for the case in Fig. 2: we evaluate $\nu = 1.07$.

We now turn to consider adapting synapses, fixing A small and greater than zero. We confirm the results obtained in [14]: for low connectivity chaos is removed in the stationary regime. In Fig. 4 the bifurcation diagram is depicted for $K = 8$: only periodic attractors arise. On the other hand, we find that chaos is not completely removed for high connectivity, in agreement with [14].

The discussion presented in this section may be summarized concluding that the features of macroscopic chaos displayed by diluted neural networks with nonmonotonic transfer function do not depend on the nature of the neurons, since we find the same qualitative behavior whether the neurons are binary or real valued. In particular in [14] the role of the fluctuations of local field in determining the dynamics reduction was outlined: since the presence of noisy external stimuli leads to increasing fluctuations of $h(t)$, as already discussed in the previous section, we expect that a proper stimulus might control the chaotic behavior of these systems. The next section deals with this issue.

III. EXTERNAL STIMULI

The classical strategy for chaos control is the well known Ott-Grebogi-Yorke method [29], where unstable periodic orbits are stabilized by means of small external perturbations to system parameters. Another interesting approach has been proposed in [30] and is based on the application of periodic feedbacks acting on system variables (instead of system parameters). The application of this method to small size neural systems was described in [31], where the stabilization mechanism was presented as a technical tool for chaos control,

without a physical motivation to support the choice of the form of the perturbation. In the following we provide a physical justification for chaos-control strategies like the one proposed in [31]. We show that in the class of neural networks here considered a mechanism for chaos control exists which has a natural physical interpretation, i.e. periodic perturbations by noisy external stimuli acting on the network.

In the following we limit our discussion to the fixed synapses case. We fix the parameters of the network so that, in the absence of stimuli (autonomous system), the trajectory of the system would be chaotic. A noisy external stimulus of variance I is applied to the network every p time steps, i.e. its time evolution is assumed to be:

$$I(t) = I \delta_{t,p}, \quad (10)$$

where $\delta_{t,p} = 1$ when t is a multiple of p and zero otherwise. The stationary regime of the perturbed system is described in the bifurcation diagrams of Fig. 5 which clearly illustrate how the chaotic dynamics is controlled by the noisy stimulus: the cases $p = 2$ (a), $p = 3$ (b) and $p = 4$ (c) are shown. For low values of I the network remains chaotic; as I is increased, the chaotic region intercalates with windows of periodicity. By successive bifurcations the system enters in a wide window characterized by a periodic behavior with the same period as the external stimulus. As I is further increased, a continuous transition from the p -periodic behavior to the trivial fixed point $m = 0$ is observed. We have thus shown that there exists a wide range of I -values which force the system to attain a periodic orbit with the same period as the stimulus.

Another interesting situation corresponds to periodic noisy stimuli with large duration, like the one whose time evolution is depicted in the lower part of Fig. 6. Also in this case the stimulus forces the system to attain a periodic orbit with the same period of the stimulus (upper part of Fig. 6). Interestingly we find that during the time intervals corresponding to $I > 0$ the network's variables $\{m, q\}$ are almost constant with values very close to those corresponding to the unstable fixed point lying on the attractor of the autonomous system: external periodic perturbations seem, in this case, to stabilize the unstable fixed point of

the network. We obtain similar results varying the parameters of the autonomous systems and the width of pulses in the waveform of $I(t)$.

IV. CONCLUSIONS

In this paper we have studied diluted neural networks with continuous neurons and nonmonotonic transfer function. We have shown that in passing from the case of binary neurons (treated in previous papers) to continuous neurons, the dynamics is described by the same qualitative scenario. In particular, the adapting system removes chaos, in the stationary regime, for low connectivity. We also outlined a mechanism for controlling chaos in these neural systems, consisting in submitting the network to a noisy stimulus whose variance is periodic. For a proper amount of external perturbation the system is forced to behave periodically with the same period as the stimulus.

ACKNOWLEDGEMENTS

The authors thank L. Angelini, C. Marangi and M. Pellicoro for useful discussions.

REFERENCES

- [1] For a recent review, see A.C.C. Coolen, *Statistical Mechanics of Recurrent Neural Networks*, preprints cond-mat/0006010,0006011.
- [2] A. Babloyantz, C. Nicolis, J. M. Salazar, Phys. Lett. **A 111**, 152 (1985).
- [3] C. A. Skarda, W. J. Freeman, Behav. Brain Sci. **10**, 161 (1987); W. J. Freeman, Sci. Am. **264**, 34 (1991).
- [4] J. P. Welsh, E. J. Lang, I. Sugihara, R. R. Llinas, Nature **374**, 453 (1995).
- [5] H. Sompolinsky, A. Crisanti, H. J. Sommers, Phys. Rev. Lett. **61**, 259 (1988).
- [6] B. Tirozzi, M. Tsodyks, Europhys. Lett. **14**, 727 (1991).
- [7] B. Doyon, B. Cessac, M. Quoy, M. Samuelides, Int. Jour. Bif. and Chaos **3**, 279 (1993).
- [8] B. Cessac, B. Doyon, M. Quoy, M. Samuelides, Physica **D 74**, 24 (1994).
- [9] B. Cessac, Journal de Physique **I 5**, 409 (1995).
- [10] L. Molgedey, J. Schuart, H. G. Schuster, Phys. Rev. Lett. **69**, 3717 (1991).
- [11] C. N. Laughton, A. C. C. Coolen, Jour. Phys. **A 27**, 8011 (1994).
- [12] D. Bollé, B. Vinck, Physica **A 223**, 293 (1996).
- [13] D. R. C. Dominguez, Phys. Rev. **E 54**, 4066 (1996).
- [14] D. Caroppo, S. Stramaglia, Phys. Lett. **A 246**, 55 (1998).
- [15] D. Caroppo, M. Mannarelli, G. Nardulli, S. Stramaglia, Phys. Rev. **E 60**, 2186 (1999).
- [16] M. Shiino, T. Fukai, J. Phys. **A 26** L831 (1993).
- [17] A. Priel, I. Kanter, Phys. Rev. **E 59**, 3668 (1999).
- [18] A. Priel, I. Kanter, preprint cond-mat/0007074, to appear in Europhysics Letters.

- [19] L. Angelini, F. De Carlo, C. Marangi, M. Pellicoro, S. Stramaglia, Phys. Rev. Lett. **85**, 554 (2000).
- [20] For a recent review on chaos control, see S. Boccaletti, C. Grebogi, Y.-C. Lai, H. Mancini, D. Maza, Phys. Rep. **329** (2000) 103.
- [21] G. Lattanzi, G. Nardulli, G. Pasquariello, S. Stramaglia, Phys. Rev. **E 56**, 4567 (1997).
- [22] G. Lattanzi, G. Nardulli, S. Stramaglia, Mod. Phys. Lett. **B 11**, 1037 (1997).
- [23] M. Heerema, W.A. van Leeuwen, J. Phys. **A 33**, 1781 (2000).
- [24] B. Derrida, E. Gardner, A. Zippelius, Europhys. Lett. **4**, 167 (1987).
- [25] E. Ott, *Chaos in dynamical systems*, (Cambridge University Press, 1993).
- [26] A. Wolf, J. B. Swift, H. L. Swinney, J. A. Vastano, Physica **D 16**, 285 (1985).
- [27] See, e.g., E. Barreto, B. R. Hunt, C. Grebogi, J. A. Yorke, Phys. Rev. Lett, **78**, 4561 (1997), and references therein.
- [28] P. Grassberger, I. Procaccia, Physica **D 9**, 189 (1983).
- [29] E. Ott, C. Grebogi, J.A. Yorke, Phys. Rev. Lett. **64**, 1196 (1990).
- [30] M.A. Matias, J. Guemez, Phys. Rev. Lett. **72** 1455 (1994).
- [31] R.V. Solè, L.M. de la Prida, Phys. Lett. **A 199**, 65 (1995).

Figure Captions

Figure 1: Bifurcation diagram for the system with fixed synapses, while keeping fixed $K = 15$, $J = 0.8$, $W = 0.9$.

Figure 2: (Left) The attractor of the system with fixed synapses corresponding to $K = 15$, $J = 0.8$, $W = 0.9$ and $\theta = 3$. (Right) The stable manifold of the unstable fixed point lying on the attractor (put in evidence by a circle centered on it) is depicted together with the attractor.

Figure 3: Log-log plot of the correlation integral (see [28] for details) versus the scale r for the attractor depicted in Fig. 2. The slope of the curve provides the Hausdorff dimension.

Figure 4: Bifurcation diagram for the adapting system. The parameters are: $K = 8$, $J = 0.8$, $W = 0.9$, $A = 10^{-4}$.

Figure 5: Bifurcation diagrams for the system perturbed by a noisy stimulus with period p and variance I . The parameters are $K = 15$, $J = 0.8$, $W = 0.9$ and (a) $p = 2$, (b) $p = 3$, (c) $p = 4$.

Figure 6: The time evolution of the system with fixed synapses in presence of noisy periodic stimuli. The parameters are $K = 15$, $J = 0.8$, $W = 0.9$. (Top) Time evolution of the overlap $m(t)$. (Middle) Time evolution of the neuronal activity $q(t)$. (Bottom) The waveform representing the time evolution of the variance of the external stimulus: each pulse is 15-time steps long.

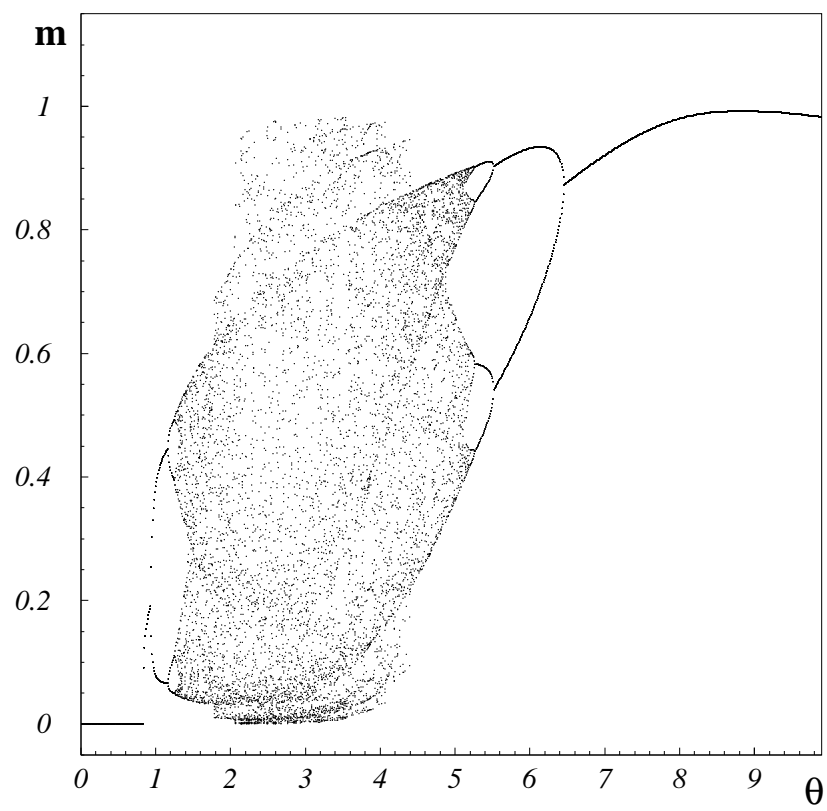


fig1

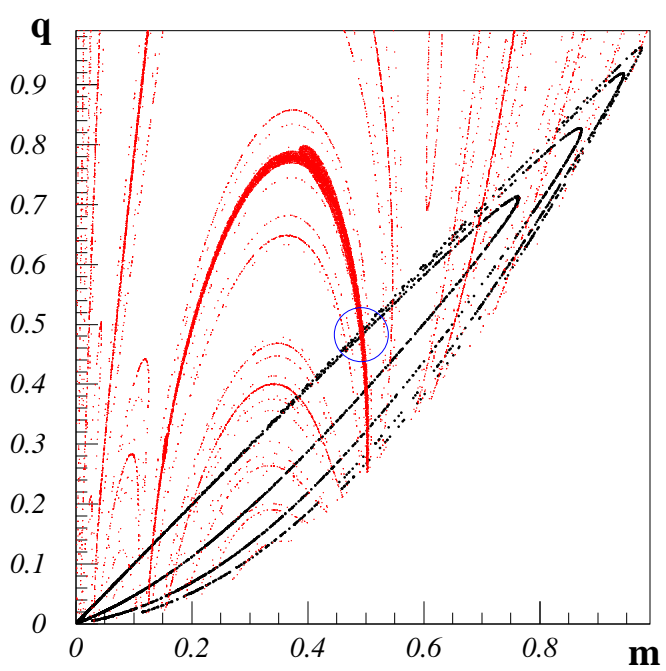
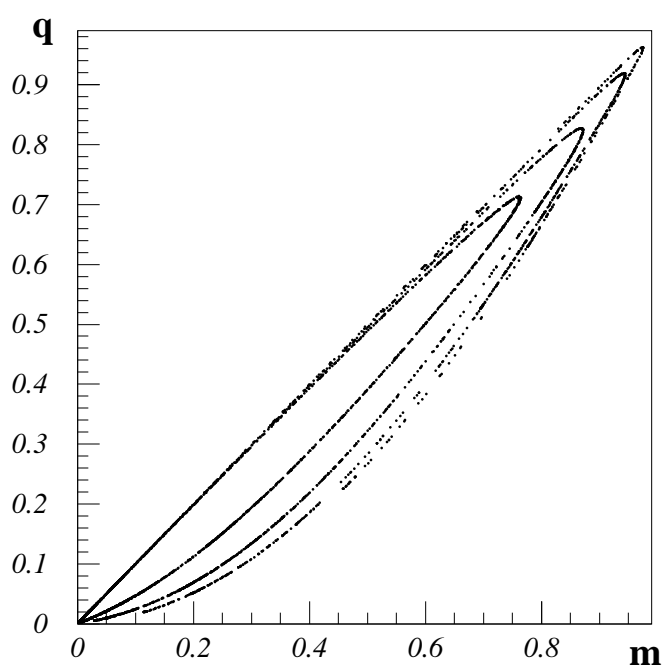


fig2

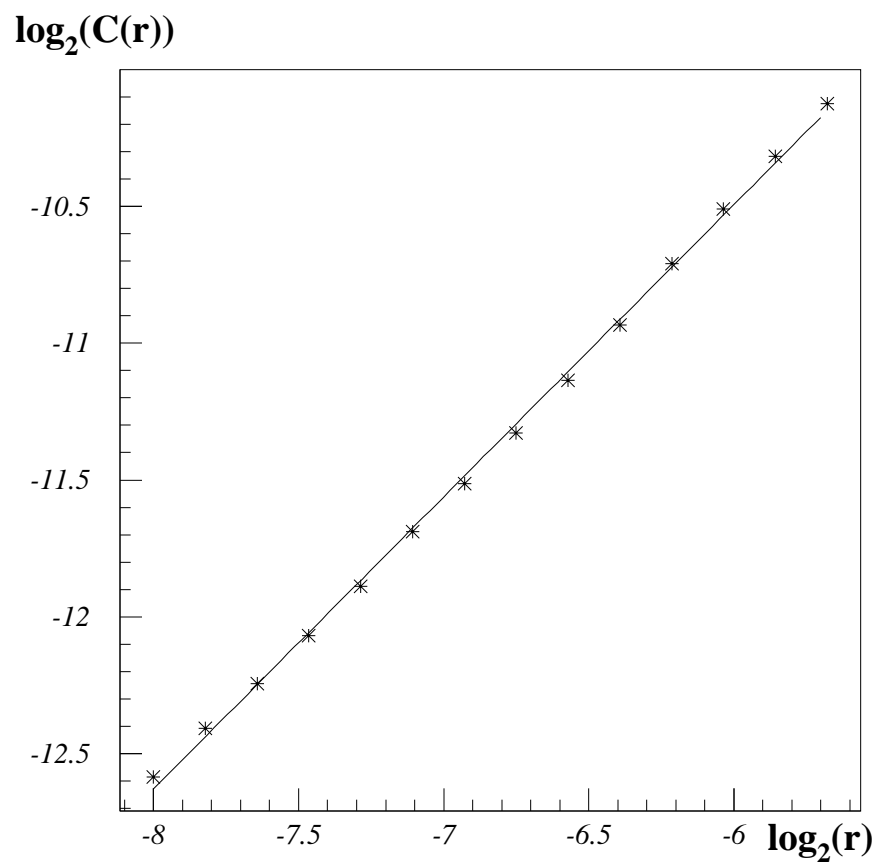


fig3

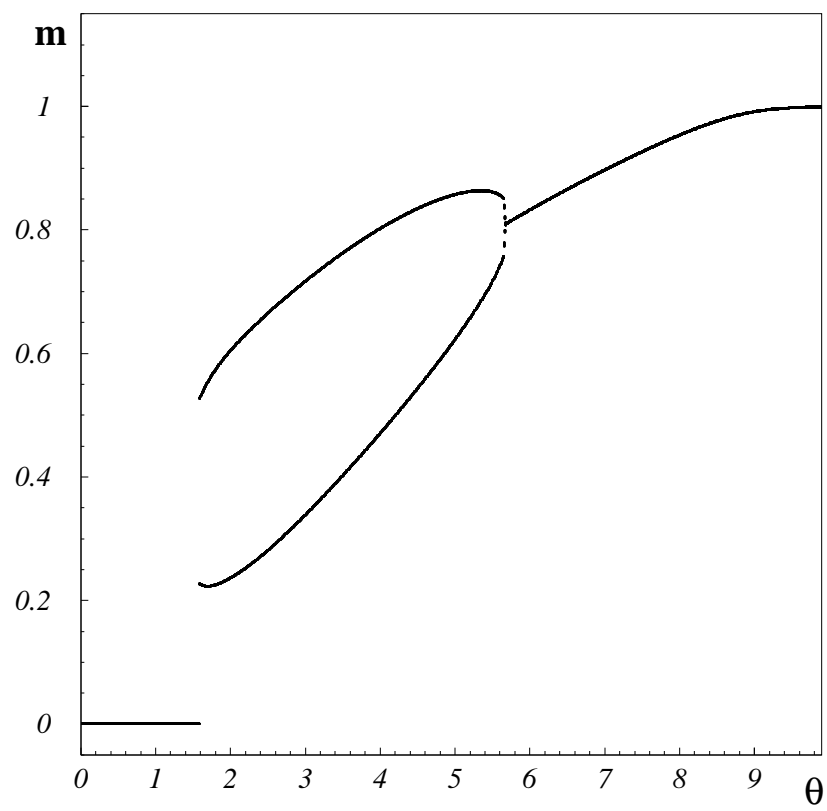


fig4

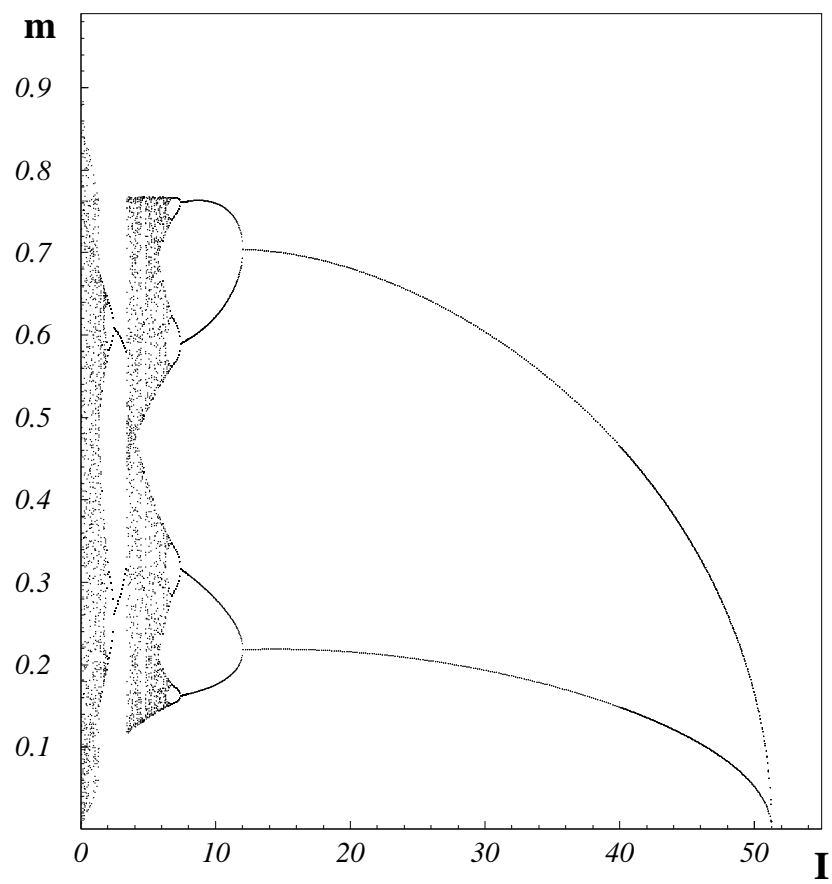


fig5a

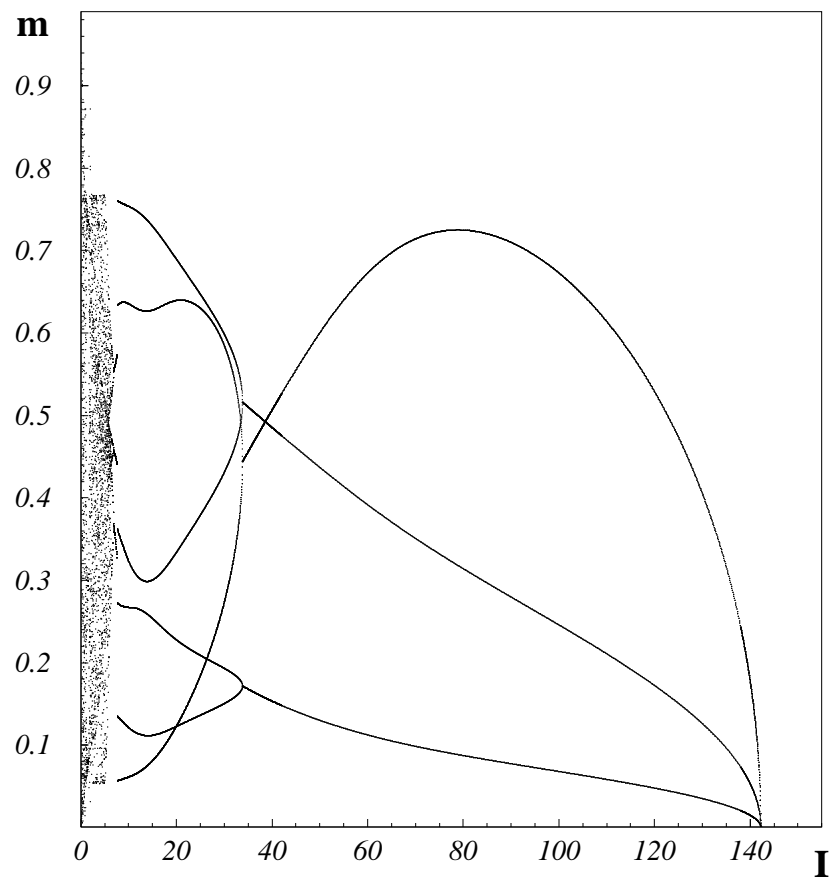


fig5b

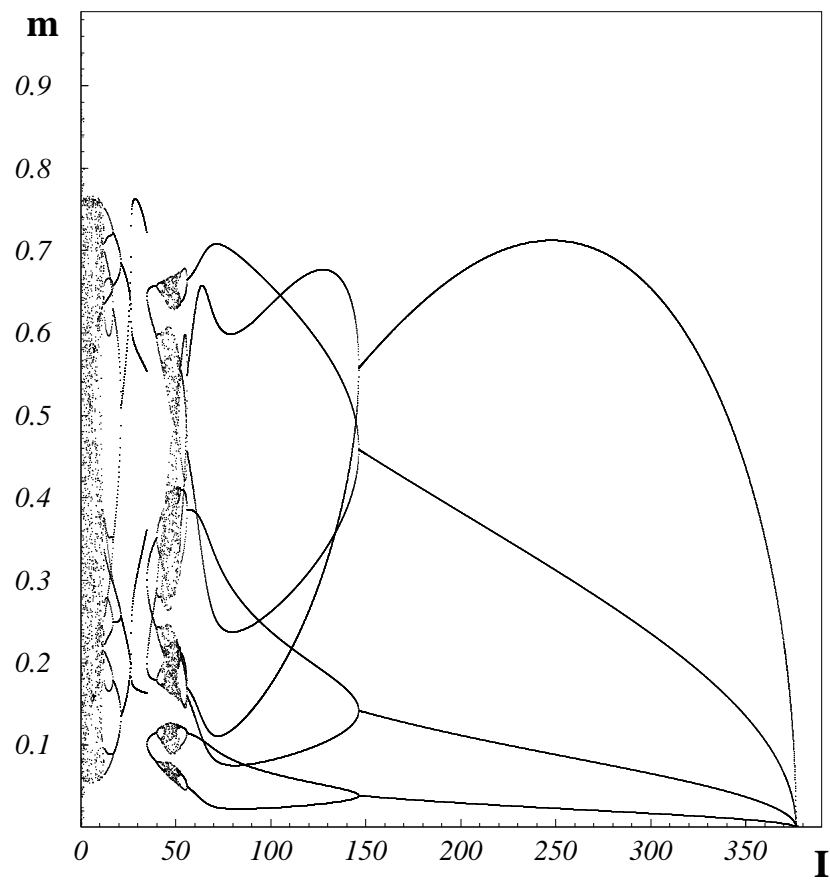


fig5c

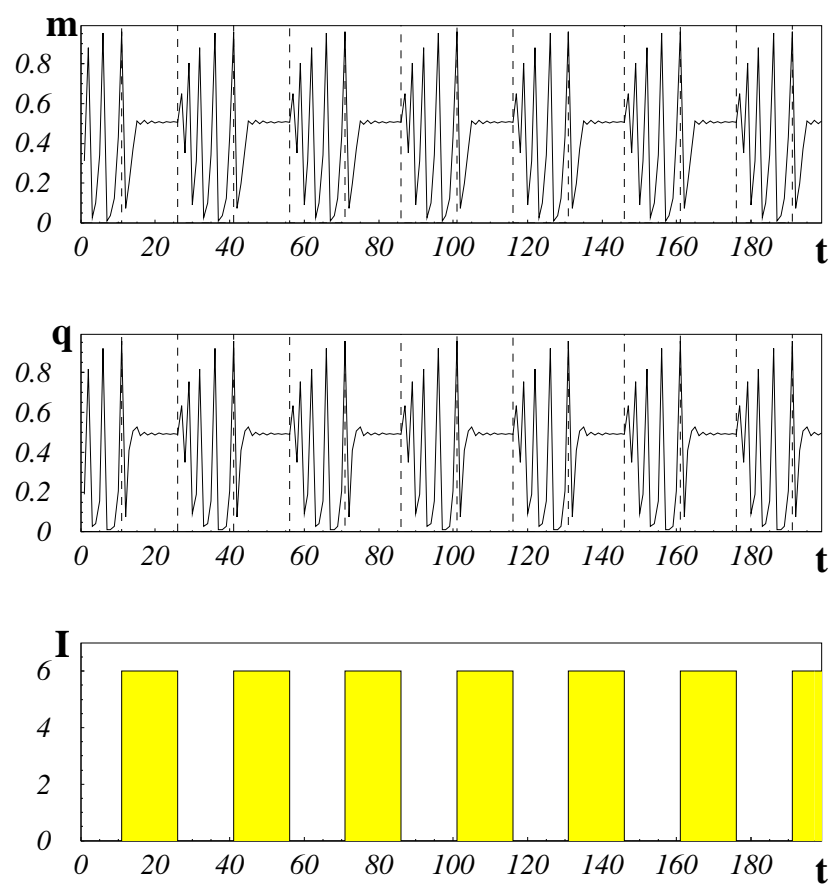


fig6