

## Saddles in the energy landscape probed by supercooled liquids

L. Angelani<sup>1</sup>, R. Di Leonardo<sup>2</sup>, G. Ruocco<sup>2</sup>, A. Scala<sup>3</sup>, and F. Sciortino<sup>3</sup><sup>1</sup> Università di Trento and INFN, I-38050, Povo, Trento, Italy.<sup>2</sup> Università di L'Aquila and INFN, I-67100, L'Aquila, Italy.<sup>3</sup> Università di Roma La Sapienza and INFN, I-00185, Roma, Italy.

(M S: LU 7493 Revised Version – April 14, 2024)

We numerically investigate the supercooled dynamics of two simple model liquids exploiting the partition of the multi-dimensional conformation space in basins of attraction of the stationary points (inherent saddles) of the potential energy surface. We find that the inherent saddles order and potential energy are well defined functions of the temperature  $T$ . Moreover, decreasing  $T$ , the saddle order vanishes at the same temperature ( $T_{MCT}$ ) where the inverse diffusivity appears to diverge as a power law. This allows a topological interpretation of  $T_{MCT}$ : it marks the transition from a dynamics between basins of saddles ( $T > T_{MCT}$ ) to a dynamics between basins of minima ( $T < T_{MCT}$ ).

PACS Numbers : 61.43.Fs, 64.70.Pf, 61.20.Ja

The study of the properties of the free energy landscape or/and of the potential energy surface (PES) in disordered systems is a topic of current research [1]. The universality in the dynamics of systems as different as disordered spin-glasses and structural-glasses [2] supports the possibility that some universal features at the landscape level control the slow-dynamics in these systems [3]. Along this line, several recent works have attempted to connect both dynamics and thermodynamics of glass-forming liquids to landscape properties.

Numerical investigations of the sampled conformation space have been performed for several models of liquids [4–9]. An important outcome of these studies is the demonstration that on cooling the system populates basins of the PES associated to local minima (the so-called inherent structure IS [10]) of deeper and deeper depth [4]. The number of distinct basins with the same depth in bulk systems has also been evaluated [8]. These information have been incorporated in a detailed description of the thermodynamics of supercooled liquids [5,6,8,11].

In the landscape framework, the dynamics of the system in conformation space is conceptually decomposed in a "fast" oscillatory motion (dynamics within a basin) and a slow diffusive motion (dynamics among different PES basins). Quantitative calculation of the diffusion coefficient  $D$  based on landscape properties have been formulated within the Instantaneous Normal Mode (INM) theory [12]. The INM approach focuses on the properties of the local curvature of the PES sampled by the liquid, calculated diagonalizing the Hessian ( $H$ ) matrix of the potential energy  $V$ . Analysis of the resulting eigenvalues and eigenvectors [13] allows to evaluate the number of independent directions in conformation space associated to basin changes, i.e. to diffusion. For the cases where such analysis has been performed, strong evidence has been presented for existence of proportionality between  $D$  and the number of diffusive directions [14–17]. It has also been shown that the number of diffusive directions

decreases with  $T$  and appears to vanish at the so-called Mode-Coupling [18] transition temperature  $T_{MCT}$  [15,17], i.e. at the  $T$  where an apparent divergence of the inverse diffusivity is observed.

A major difficulty in quantitatively pursuing the idea of a connection between diffusivity and topology of conformation space is that no transparent mapping has been yet proposed to associate equilibrium conformations to the "closest" conformation on the border between different basins.

In this Letter we propose such a mapping and present an analysis of the properties of the closest stationary points (saddles) of the potential energy. The proposed mapping, which can be considered as an extension of the Stillinger-Weber mapping [10,19], partitions the conformation space  $R^{3N}$  of a 3-dimensional  $N$  particle system in basins of attraction of the saddles, characterizing the saddle with their order and their potential energy. The dynamics of the system is then described as dynamics between different saddles' basins. We apply the proposed mapping to two different models of simple liquids and

find that: (i) the order of the sampled saddle is a well defined function of  $T$ ; (ii) on cooling the liquid populates basins associated to saddles of lower and lower order; (iii) the location in potential energy of the saddles is much smaller than the system potential energy, providing evidence that the diffusion process is entropy driven, even below  $T_{MCT}$ ; (iv) at  $T_{MCT}$ , the saddle order appears to vanish, indicating that, at this  $T$ , the system populates the basins of potential energy minima, confirming that  $T_{MCT}$  marks the crossover between two different dynamical processes.

To partition  $R^{3N}$  in basins of saddles we search for the basins of attraction of an auxiliary potential function, namely  $W = \frac{1}{2} \tilde{x}^T V \tilde{x}$  [20] (for a similar approach see also [21]). The function  $W$  is never negative and it is zero at all saddle points, i.e. at all points where all forces are zero (stationary point conformations). The saddle points are classified according to their order  $n_s$  (the number of

negative eigenvalues of  $H$ ) and their potential energy  $e_s$ . Saddles of order zero coincides with local minima of the PES (i.e. with IS). The complete description of the energy landscape would require the calculation of the densities of states for each  $n$ . However, by investigating two model systems we find that similarly to the case of minima [8], the saddle's energy and order are well defined function of  $T$ . Hence, all relevant information are contained in the functions  $e_s(T)$  and  $n_s(T)$ .

We investigate numerically two simple model liquids: (a) the monatomic Modified-Lennard-Jones (MLJ) [22], and, (b) the standard Lennard-Jones 80/20 binary mixture (BM LJ) [23]. Both models are able to support strong supercooling without the occurrence of crystallization. Standard LJ units are used hereafter. Equilibrium configurations are prepared by standard microcanonical molecular dynamics simulations at constant density ( $\rho = 1$  for MLJ and  $\rho = 1.2$  for BM LJ) and at  $T$ s ranging from the normal liquid phase ( $T = 1.6$ ), down to  $T_{MCT}$ . ( $T_{MCT} = 0.475$  for MLJ and  $0.435$  for BM LJ). The systems are composed of  $N = 256$  (MLJ) and  $N = 1000$  (BM LJ) particles enclosed in a cubic box with periodic boundary condition. Truncated ( $R_c = 2.6$  and  $2.5$  respectively) and shifted LJ potentials are used. We analyze 20 independent equilibrium configuration for each  $T$ . For each configuration we calculate the associated IS and inherent saddle in implementing a steepest descent algorithm which moves in the direction of  $\nabla V$  and  $\nabla W = H \cdot \nabla V$  respectively (the arrows indicates  $3N$ -d vectors). Finally, the  $H$  of the starting equilibrium configuration (to evaluate the INM) and of the inherent saddle (to evaluate  $n_s$ ) is calculated and diagonalised.

Fig. 1a shows the average order of the inherent saddle (i.e. the number  $n_s$  of negative eigenvalues of  $H$ ) as a function of the equilibrium  $T$ . The average order  $n_s(T)$  is a well defined function of  $T$  [24], indicating that the trajectory of the system in the configuration space samples statistically the subspace set up by basins of saddles of a given order  $n_s(T)$ . Fig. 1a shows also that, decreasing  $T$ ,  $n_s(T)$  vanishes at  $T_{MCT}$ .

This finding gives support to the following scenario:  $T_{MCT}$  is the  $T$  above which the system explores basins of saddles of order  $n_s > 0$  and below which the system is mostly confined in a local minimum ( $n_s = 0$ ). The existence of a quantity,  $n_s(T)$ , that vanishes at  $T_{MCT}$  is remarkable. Indeed, this makes  $n_s(T)$  a good candidate for the description of supercooled dynamics, for instance the computation of  $n_s(T)$  is an alternative way of determining  $T_{MCT}$ .

For comparison with the previous INM studies, Fig. 1b also shows the number of directions characterized by negative eigenvalues  $n_i$  as a function of  $T$ . As discussed in Ref. [13], a non zero value of  $n_i$  is found at  $T_{MCT}$ , when the system is trapped in basins of minima, a clear signature of the presence of non-diussive unstable modes. Hence, the introduction of the inherent saddle concept

offers a way to overcome the difficulties associated to the presence of non-diussive modes in the standard INM approach. The order of the saddle  $n_s$  appears to be a well defined indicator of the number of diussive directions.

Next we discuss the location in energy of the inherent saddles as a function of the equilibrium  $T$ . Fig. 2 reports the average instantaneous potential energy  $e_i$ , the average potential energy of the saddle  $e_s$  and the average potential energy of the IS  $e_0$ , as a function of  $T$  for the MLJ potential model. Similar results holds for the BM LJ case. The quantity  $e_0(T)$  shows a rapid increase between  $T_{MCT}$  and  $T = 0.8$  reaching a constant value for higher  $T$  (see inset of Fig. 2 where  $e_0$  is reported in an expanded scale). We notice that the overall variation of  $e_0$  is very small on the scale of the variation of  $e_s$  and  $e_i$ . The quantity  $e_s(T)$  shows an intermediate behavior between  $e_i$  and  $e_0$ . In agreement with the observation that around  $T_{MCT}$  the system explores basin of attraction of saddles of order zero, we find that at  $T = T_{MCT}$  the inherent saddle energy curve merges on the IS curve. The data reported in Figs 1 and 2 allow to conclude in an unambiguous way that  $T_{MCT}$  marks the cross-over between two dynamic regimes: at  $T < T_{MCT}$  the system spend most of the time trapped in a local minimum, while at  $T > T_{MCT}$  the system explores basins pertaining to saddle points of increasingly higher -but well defined- energy and order. This conclusion is consistent with the INM finding that at  $T_{MCT}$  the fraction of diussive directions explored by the liquid goes to zero [14,15,17]. It is also consistent with the interpretation of the transition between different dynamical regimes at  $T_{MCT}$  proposed in Ref. [9] and based on the analysis of the decay of the density-density correlation functions evaluated along an inherent structure trajectory.

An important observation stems from the data reported in Figs 1 and 2: the saddles energies are located well below the instantaneous values. This finding clearly shows that the system trajectory is never close to a saddle point and dynamics should not be described as saddle-to-saddle motion, but, more correctly as dynamics between basins of attractions of the corresponding saddles. In this respect, one should not discuss the dynamics of the system for  $T > T_{MCT}$  as activated dynamics [25]. It is worth to note that the value  $e_i$  at  $T_{MCT}$  is larger than  $e_s(T)$  for a wide  $T$  range. In other words, even at  $T_{MCT}$ , the instantaneous potential energy is much larger than the energy value at which saddles are located. Nevertheless at  $T_{MCT}$  the system spends a very large fraction of time in a local minimum and only rarely performs jumps between minima. Hence, the diusion events at low  $T$  are not limited by the presence of energy barrier that must be overcome by thermal activated processes; they are rather controlled by the limited number of directions leading from a basin of a minimum to another basin at (almost) constant potential energy.

Fig. 3a shows the relation between  $n_s$  and the eleva-

tion (in potential energy) respect to the corresponding local minimum ( $e_s = e_0$ ). We discover a remarkable linear relationship between these two quantities. This indicates that -given a minimum- the energy landscape above it is organized in families of equally spaced energy saddle points (to rise one step in the saddle order, the requested energy is  $3N(e_s - e_0) = n_s - 1$  for both systems). Moreover, this simply linear dependence suggests that the aspects of the landscape above a local minimum is independent from the energy of the minimum itself. We also find a linear relation between the mean square distance  $d_n^2$  between minima that have been reached by quenching the inherent saddles of order  $n_s$  and the order of the corresponding saddle [26], as shown in Fig. 3b. This linear relation suggests that the descent path from a saddle of order  $n_s$  towards the surrounding minimum can be interpreted as a sequence of independent random steps, each of them decreasing the order of the saddle by one and increasing the (squared) distance between the associated local minimum by a fixed amount (random walk among saddle points). It is worth to note that these properties of the energy landscape (i.e. the linear dependence between  $e_s - e_0$ ,  $d_n^2$ , and  $n_s$ ) are ingredients of a model for the landscape introduced by Madan and Keyes [27] and recently revisited [28]. This similarity deserves further investigation.

In conclusion, by the numerical investigation of two different systems, we have pointed out the relevance of the concept of inherent saddle in describing the dynamics of supercooled liquids and we have highlighted some important characteristics of the energy landscape. In particular we have: i) shown that the inherent saddles' properties, energies and orders, are well defined function of  $T$ ; ii) demonstrated the validity of the conjecture that  $T_{MCT}$  marks the transition between a dynamic among minima ( $T < T_{MCT}$ ) and a dynamics where the systems spend time nearby high order stationary points; iii) found that  $n_s(T)$  is a quantity that can be efficiently used to measure numerically  $T_{MCT}$ ; iv) provided evidence that the diffusion processes are entropy driven; and v) shown that the aspect of the energy landscape "seen" by a given local minimum is highly regular (as demonstrated by the linear dependence of  $e_s - e_0$  and of  $d_n^2$  from  $n_s$ ) and independent from the specific minimum.

We acknowledge partial support from MURST-PRIN-98. FS acknowledges partial supports also from INFN-PRA-HOP.

[1] Physica D, Vol: 107, Issue: 2-4, September 1, 1997.

[2] T.R. Kirkpatrick and D. Thirumalai, Phys. Rev. Lett. 58, 2091 (1987).

- [3] J. Kurchan and L. Laloux, J. Phys. A 29, 1929 (1996).  
[4] S. Sastry, P.G. Debenedetti, and F.H. Stillinger, Nature 393, 554 (1998). See also H. Jonsson and H.C. Andersen, Phys. Rev. Lett. 60, 2295 (1988).  
[5] A. Heuer, Phys. Rev. Lett. 78, 4051 (1997); S. Buechner and A. Heuer, Phys. Rev. E 60, 6507 (1999).  
[6] L. Angelani, G. Parisi, G. Ruocco, and G. Viliari, Phys. Rev. Lett. 81, 4648 (1998).  
[7] B. Coluzzi, Ph.D. Thesis, University of Roma La Sapienza (1999); B. Coluzzi, P. Verrocchio and G. Parisi, Phys. Rev. Lett. 84, 306 (2000).  
[8] F. Sciortino, W. Kob, and P. Tartaglia, Phys. Rev. Lett. 83, 3214 (1999).  
[9] T.B. Schröder, S. Sastry, J. Dyre and S.C. Glotzer, J. Chem. Phys. 112, 9834 (2000).  
[10] F.H. Stillinger and T.A. Weber, Phys. Rev. A 25, 978 (1982); Science 225, 983 (1984); F.H. Stillinger, Science, 267, 1935 (1995).  
[11] S. Sastry cond-mat/0005225.  
[12] T. Keyes, J. Phys. Chem. 101, 2921 (1997).  
[13] In the INM approach, the positive eigenvalues of the Hessian ( $H$ ) are associated to vibration around quasi-equilibrium position, while the modes with negative eigenvalues are assumed to contain all the information relevant to the description of the long-time (diffusive) dynamical processes. It is not obvious that a negative curvature in  $H$  is necessarily a diffusion coordinate in conformation space; for example, in the crystal phase - thought the diffusion is absent - negative curvatures are present at finite  $T$  [29]. One finds that non-diffusive unstable modes are present even in the liquid and glassy phase at all  $T$  [30]. This makes the identification of those unstable modes which really contribute to diffusion the main difficulty of a straightforward INM approach [31,15]. Indeed, model-dependent recipes are requested to sort-out the diffusive directions (i.e. the direction which leads to distinct basins) from the body of directions characterized by negative eigenvalues.  
[14] F. Sciortino and P. Tartaglia, Phys. Rev. Lett. 78, 2385 (1997).  
[15] C. Donati, F. Sciortino and P. Tartaglia, Phys. Rev. Lett. 85, 1464 (2000).  
[16] W. Li, and T. Keyes, J. Chem. Phys. 111 5503 (1999).  
[17] E. La Nave, A. Scala, F.W. Starr, F. Sciortino, and H.E. Stanley, Phys. Rev. Lett. 84, 4605 (2000).  
[18] W. Gotze, J. Phys.: Condens. Matter 11, A1 (1999).  
[19] In Stillinger-Weber approach [10], the conformation space is partitioned in basin of attraction of minimum of the potential energy function  $V(R^{3N})$ . Given a local minimum of  $V$ , lying at a potential energy value  $e_0$ , the particles' conformation,  $R^{3N}$ , is usually referred to as "Inherent" Structure (IS). The basin of attraction of a minimum is defined as the set of those points in the  $3N$ -d space that are connected to the considered minimum through a steepest descent path that follows  $-\nabla V$ .  
[20] It is worth to note that for every stationary point of  $V$ ,  $W$  has a minimum (actually  $W = 0$  there), while the reverse is not true. There are minima of  $W$  that are not stationary point of  $V$  (ex-points). These points can be easily identified as the Hessian has one or more eigenvalue(s) much smaller than those found in the "true"

saddle points. We find that the number of the ex points is negligible with respect to the number of true saddles of  $V$  and their existence introduces an error of approximately 2% in the estimation of  $e_s$  and  $n_s$ .

- [21] K.K. Battacharya, K.B. Broderix, A.C. Cavagna, I.G. Giardinà and A. Zippelius, preprint cond-mat, 17 July 2000.
- [22] G. Ruocco, L. Angelani, and R. Di Leonardo, (to be published); R. Di Leonardo, L. Angelani, G. Parisi, and G. Ruocco Phys. Rev. Lett. 84, 6054 (2000).
- [23] W. Kob and H.C. Andersen, Phys. Rev. Lett. 73, 1376, (1994); Phys. Rev. E 51, 4626 (1995); Phys. Rev. E 52, 4134 (1995).
- [24] This is evident by the observation that the distribution functions  $P(n;T)$  are very narrow and their variance become smaller and smaller increasing  $N$ .
- [25] A. Cavagna, cond-mat/9910244.
- [26] Starting from a given saddle point, we randomly perturb the particle coordinates, then we start the minimization of  $V$  from these perturbed structures. The 3N-D euclidean distance between the so found minima configurations is then calculated.
- [27] B. Madan and T. Keyes, J. Chem. Phys., 98 3342 (1993).
- [28] T. Keyes, Phys. Rev. E in press; cond-mat/0005160.
- [29] T. Keyes, J. Chem. Phys. 101, 5081 (1994); M.C. Ribeiro and P.A. Madden, J. Chem. Phys. 108, 3256 (1998).
- [30] S.D. Benbenek and B.B. Laird, Phys. Rev. Lett. 74, 936 (1995); J. Chem. Phys. 104, 5199 (1996).
- [31] J.D. Gezelter, E. Rabani and B.J. Berne, J. Chem. Phys. 107, 4618 (1997).

FIG. 1. Temperature dependence of the fraction of the negative eigenvalues of the Hessian calculated at the inherent saddle configurations  $n_s=3N$  (a), and at the instantaneous configurations,  $n_i=3N$  (b). Open symbols refer to MLJ and full ones to BM LJ. The dashed line in a) are the best fit to the data with the function  $A(T - T_x)$  (MLJ:  $T_x = 0.48 \pm 0.01$ ,  $A = 0.78 \pm 0.02$ . BM LJ:  $T_x = 0.435$ ,  $A = 0.94 \pm 0.1$ ).

FIG. 2. a) Temperature dependence of the instantaneous energy ( $e_i$ ), the inherent saddle energy ( $e_s$ ), and the inherent minima energy ( $e_o$ ) for the MLJ potential model. The vertical dashed line indicates  $T_{MCT}$  as derived from the apparent divergence of the inverse diffusivity. The inset shows, in an enlarged energy scale, the  $T$  dependence of  $e_o$ . A very similar behavior is found for the BM LJ system (not reported here for clarity reasons).

FIG. 3. a) Saddle's elevation energy  $e_s - e_o$  as function of the saddle's order fraction  $n_s=3N$  for MLJ (open symbols) and BM LJ (full symbols). The dashed line, with a slope of 1.1 is the best fit to the MLJ data. b) The mean square distance  $d_n^2$  between minima (IS) reached by quenching the inherent saddle of order  $n_s$  is plotted as function of  $n_s=3N$  for MLJ. The dashed line is the best fit to the data

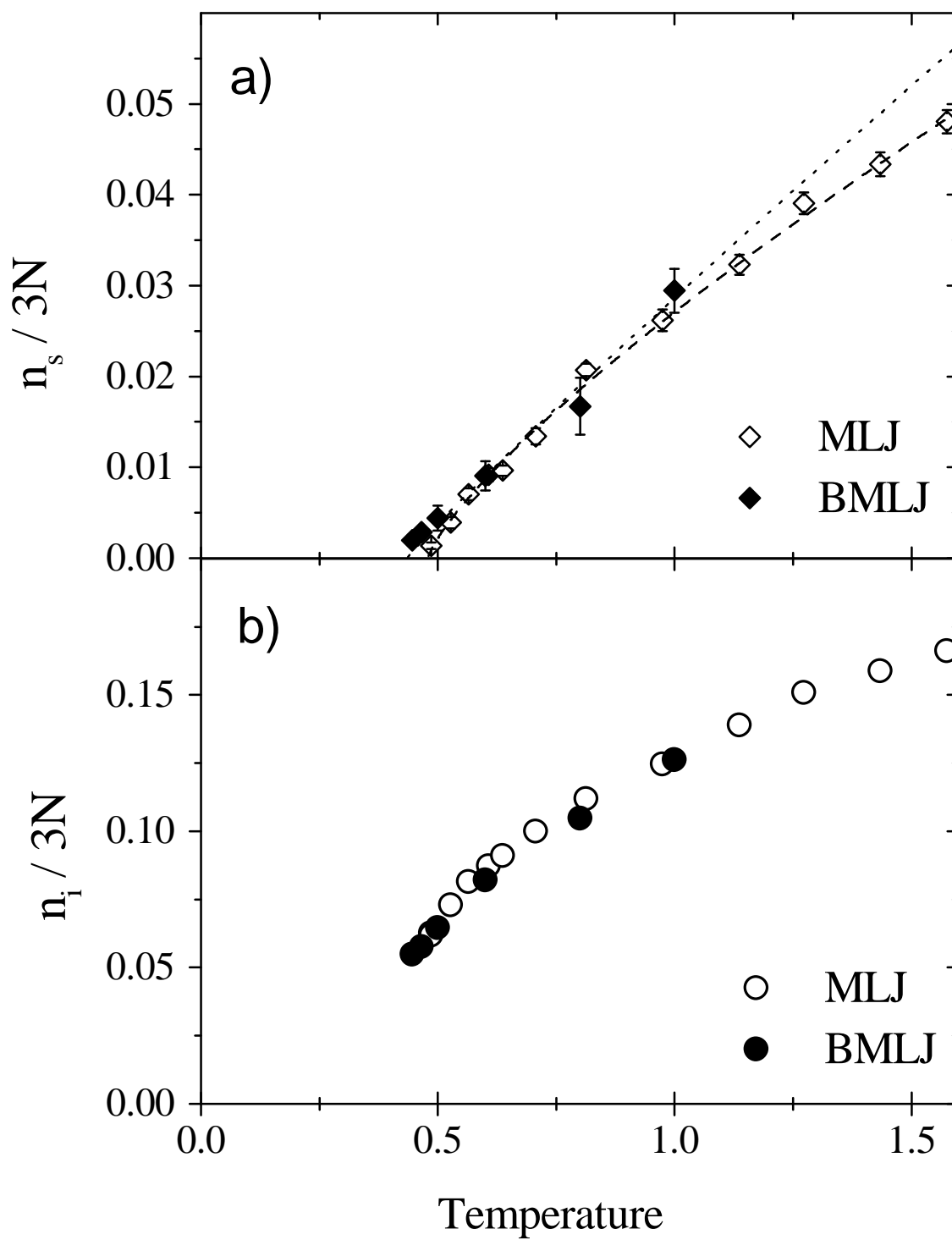


Figure 1



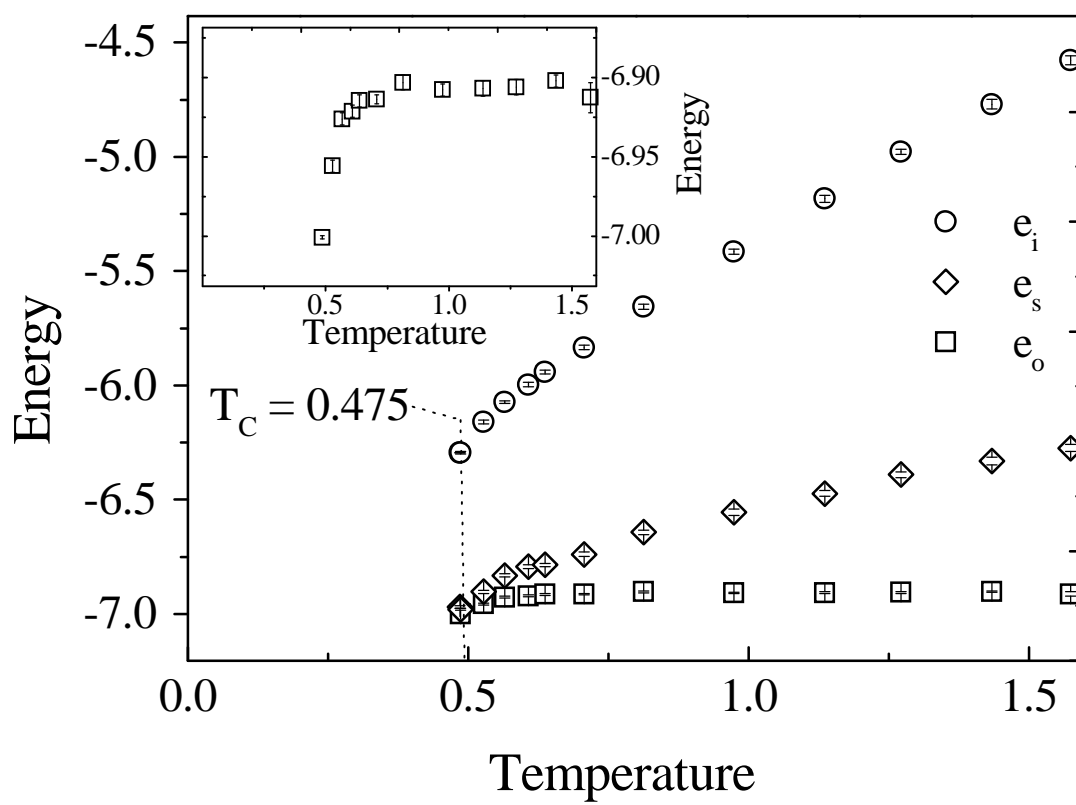


Figure 2





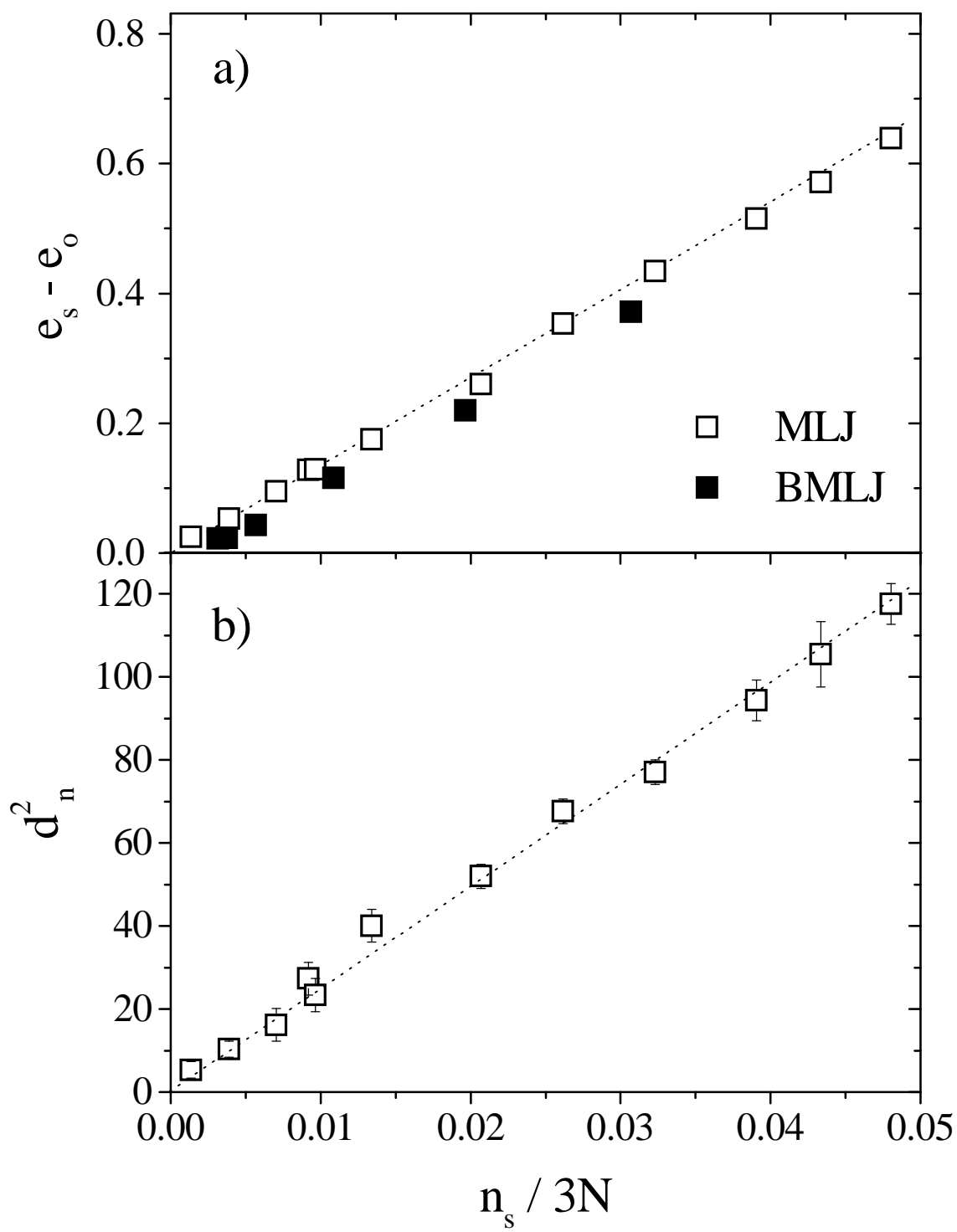


Figure 3

