

Quenching and Annealing in the Minority Game

E. Burgos* and Horacio Ceva**

*Departamento de Física, Comisión Nacional de Energía Atómica,
Avda. del Libertador 8250, 1429 Buenos Aires, Argentina*

R.P.J. Perazzo***

*Centro de Estudios Avanzados, Universidad de Buenos Aires,
Uriburu 950, 1114 Buenos Aires, Argentina*

(May 5, 2021)

Abstract

We report the occurrence of quenching and annealing in a version of the Minority Game (MG) in which the winning option is to join a given fraction of the population that is a free, external parameter. We compare this to the different dynamics of the Bar Attendance Model (BAM) where the updating of the attendance strategy makes use of all the available information about the system and quenching does not occur. We provide an annealing schedule by which the quenched configuration of the MG reaches equilibrium and coincides with the one obtained with the BAM.

Keywords: Minority game, Organization, Evolution

In recent times considerable attention has been given to the description of self-organization phenomena in multi agent models. These are geared to explain how (and which) individual decisions give rise to cooperative effects that show up in the behavior of the system as a whole. Such models have applications in a variety of situations that range from routing of messages in an information network to the way in which equilibrium is (dynamically) achieved by an ensemble of economic agents.

A well known framework in this line of research is the Bar Attendance Model (BAM) proposed by B Arthur in [1]. In this model, N agents have to decide whether or not to go to a bar at a certain date. The customers share the perception that the attendance should not exceed a value n , $n < N$ in order to avoid crowding. If the attendance is kept below that threshold, they derive a positive utility. As all the agents accommodate their *individual* attendance strategies seeking to increase their own utility, the whole system self-organises keeping the attendance at the required value.

In recent times a simplified version of the BAM called the Minority Game (MG) has received much attention [2]- [4]. The main simplification is that agents derive utility whenever their choice coincides with that of the minority. This is equivalent to fix n in the BAM at $n = (N - 1)/2$. The agents update their attendance strategies making use of information concerning the attendance of the previous days.

Several variations of this model have been discussed in the literature. They essentially differ in the way in which the adaptation process takes place. We restrict ourselves to consider the probabilistic version [5] of the Johnson et al. model [4] with a slight change in order to leave the accepted level of attendance n as an external free parameter. Each agent has a given strategy expressed by a probability p_i ($i = 1, 2, \dots, N$) to attend the bar. If her option is to go (not to go) and the attendance A is $A \leq n$ ($A > n$), the agent gains a point. Otherwise, the agent loses a point. If her total number of points falls below a fixed negative threshold her account is reset to zero and her strategy p_i is updated changing its value into one chosen at random in the interval $(p_i - \delta p, p_i + \delta p)$. Reflective boundary conditions are used whenever necessary. The parameter δp is kept fixed. If $n = (N - 1)/2$ this framework coincides with the well known MG.

The state of the many agent system is described by the density distribution $P(p)$ that gives the fraction of agents that have a strategy within the interval $(p, p + dp)$. Within the framework of the MG, an asymptotic $P_\infty(p)$ is reached that displays a polarization of the population: essentially half of the agents always go to the bar while the other half never go thus keeping the average attendance close to $N/2$ as expected.

The evolution of the MG with $\mu = n/N \neq 1/2$ has been studied by Johnson [6] reporting that a situation can be reached in which no further updating of the strategies takes place and the distribution $P_q(p)$ that is reached strongly differs from $P_\infty(p)$. In the present note we investigate this effect in detail. We prove that this is a situation in which the system is far from equilibrium. We also provide a prescription that can be followed to effectively reach equilibrium starting from a quenched configuration.

We have performed extensive numerical simulations starting with an initial condition for $P(p)$ in which all agents have a strategy p that is chosen at random in the interval $(0, 1)$ with uniform probability. We have used several values of N and changed μ above and below $1/2$. The overall behavior of the many agent system has been found to be nearly symmetric around $\mu = 1/2$. Hence, we only show results for $\mu > 1/2$.

We find that if $\mu \geq \mu_{cr}$ a quenched distribution $P_q(p)$ is reached. We establish that quenching has occurred when no further updating of strategies takes place. This naturally happens when all agents have more than a sizable number of positive points. In what follows most of our discussions assume that the prize for winning measured in units of the fine for loosing is $G = 1$. We explicitly remark when this is not the case.

Some examples of $P_q(p)$ are shown in Fig.1. It is worth to remark three features. First the value $P_q(p) = 0$ for $0 < p < 1/2$ (or $1/2 < p < 1$), second that the width of the peak near $p = 1/2$ is only a function of δp and third that the total attendance never reaches the required fraction μ . These features can qualitatively be understood. If one assumes that μ is large enough, agents face very different situations depending whether they have $p < 1/2$ or $p \simeq 1$. In the first case the agents loose points frequently and therefore change their strategies constantly increasing the value of p . Those agents with $p \geq 1/2$ will instead seldom loose and their strategies are rarely updated. The attendance will therefore not increase significantly from the initial value and a quenched state is rapidly reached.

The above arguments indicate that the shape of $P_q(p)$ strongly depends upon the initial conditions. This is the reason why we prefer to call this effect “quenching” rather than “freezing”. The latter suggests a new ordering that bears no relationship with the initial conditions, while the former indicates that a dynamics has been imposed that suddenly fixes the internal parameters of the system at values that are close to those corresponding to initial conditions and are far from equilibrium.

Quenching starts to show up in a narrow region below a critical value μ_{cr} . The fact that this region becomes narrower for greater values of N indicates that its existence is to be attributed to the fact that we are dealing with a finite number of agents. For the same reasons the values μ_{cr} also display some dependence upon N (see Fig 3). These values become smaller (larger) if G is increased (diminished).

The occurrence of quenching can also be investigated in the BAM. According to the rules of the BAM agents derive utility in two situations: one when they decide to go to the bar and $A < n$ and when they decide not to attend the bar and $A > n$. The adaptive dynamics of the BAM has been studied with schemes either borrowed from genetic algorithms [1] [7] [8] or bearing strong resemblances with that scheme. A purely probabilistic, mean field approach is however desirable to ease the comparison with the treatments of the MG.

We suggest a dynamics that is based upon the same information as in the MG but uses it differently keeping track of the *reasons* for loosing or winning. We introduce “points” and “credits”. Points are gained or lost if the option of *attending* the bar is correct or not. Credits are instead gained or lost depending whether the option of *not attending* the bar is correct or not. We therefore carry a double account: if an agent chooses to attend (not to attend) the bar and $A < n$ ($A > n$) gains a point (a credit). Otherwise, she loses a point (a credit). When either the number of points or the number of credits falls below a negative threshold the corresponding account is reset to zero and the strategy is changed in the same fashion as already mentioned for the MG.

Using the above dynamics we have obtained the asymptotic density distributions for various settings. We compare them with the ones obtained with the MG in Fig.1. Whenever $\mu < \mu_{cr}$ and no quenching is found in the MG, both distributions P_∞^{MG} and P_∞^{BAM} can barely be distinguished from each other. In this regime while the distribution remains stationary individual strategies are continuously updated and the level of attendance reaches

the accepted fraction μ . However if $\mu > \mu_{cr}$ the distribution $P_\infty^{BAM}(p)$ is completely different to $P_q^{MG}(p)$ for the same settings. While in the MG no further updating of strategies takes place, strategies in the BAM continue to be updated at all times. In addition the density distribution has lost all memory of the initial conditions and displays a strong (asymmetric) self-organization: many agents attend the bar almost all the time, while a smaller fraction have a very small probability to go.

It is possible to support these facts with a simple analytical discussion. We note that if all agents share the same strategy p , the probabilities Π_{pt} and Π_{cd} of winning respectively points and credits are given by

$$\begin{aligned}\Pi_{pt}(p) &= S(N, n, p) = \sum_{i=0}^{n-1} \binom{N-1}{i} p^i (1-p)^{N-1-i} \\ \Pi_{cd}(p) &= 1 - S(N, n+1, p)\end{aligned}\tag{1}$$

for simplicity, we will write down the N and n dependence of $\Pi_{pt,cd}$ only when necessary. In order to be quenched the probabilities Π_{pt} and Π_{cd} should both be greater than the probabilities of loosing respectively points and credits, namely, *i.e.* $\Pi_{pt} \geq 1/2$, and $\Pi_{cd} \geq 1/2$. This can clearly not be fulfilled simultaneously. Therefore agents either win points and loose credits or vice versa forcing an updating of their strategies p .

A similar analysis can be made for the MG. If the system is prepared with a distribution $P_0(p) = \delta(p - p_o)$ and $G = 1$ this will be quenched if the probability of winning $\Pi_w(p)$ fulfills $\Pi_w \geq 1 - \Pi_w$, namely

$$\Pi_w(p_o) = p_o \Pi_{pt}(p_o) + (1 - p_o) \Pi_{cd}(p_o) \geq \frac{1}{2}\tag{2}$$

the case for $G \neq 1$ can easily be taken into account changing the r.h.s. of Eq.2 into $1/(1+G)$.

The situation for the MG is completely different than for the BAM. The function $\Pi_w(p)$ has a single maximum in the interval $0 \leq p \leq 1$. Furthermore, the curves $\Pi_w(N, n, p)$ fulfill $\Pi_w(N, n, p) \approx \Pi_w(N, N - n, 1 - p)$. Strict equality holds in the limit $N \rightarrow \infty$, $\mu \neq 0, 1$. In Fig.2 we show an example of the functions $S(N, n, p)$ and $\Pi_w(p)$ for typical values of N and n , and $\mu > 1/2$.

For finite N and $\mu \simeq 1/2$ the value $\max[\Pi_w] = \Pi_w^{mx}$ is less than $1/2$ and no quenching occurs. For greater values of μ one can define a critical value $\mu_{cr} = n_{cr}/N$ for which $\Pi_w^{mx} = 1/2$ and quenching occurs. If one sets $\mu = 1/2$, the value of Π_w^{mx} is seen to approach the value $1/2$ as $N \rightarrow \infty$ thus suggesting that an infinite agent system prepared with the initial conditions $P_0(p) = \delta(p - 1/2)$ is almost quenched. (see Fig. 3).

Above μ_{cr} Eq.2 is fulfilled for any p_o in the interval limited by $p_<$ and $p_>$ that are the two roots of the equation $\Pi_w(p) = 1/2$. Any system prepared with a distribution $P_0(p) = \delta(p - p_o)$ with p_o within that region will rapidly be quenched *i.e.* will not change under the evolutive dynamics.

It can be checked that the system evolves quite differently if the initial conditions are $p_o < p_<$ or $p_o > p_>$. In the first case the whole population of agents update their strategies, forcing all individual p 's to surpass the value $p_<$. Once this happens, updating stops and the system gets quenched with an attendance level below the accepted fraction μ . For $p_o > p_>$ the asymptotic distribution P_∞^{MG} displays a strong (asymmetric) polarization, updating of strategies continues to take place continuously and the attendance reaches the

required fraction μ . We have checked numerically this with initial conditions of the type $P_0(p) = \delta(p - p_o)$. Typical examples of the asymptotic distributions are shown in Fig.2. Those that correspond to initial conditions with $p_o > p_>$ are not distinguishable from those obtained with BAM for the same settings.

The situations described hitherto indicate that outside a very restricted region of μ and for different initial conditions, the dynamics of the MG rapidly approaches quenching. The many agent system stops evolving, the attendance remains fixed at a value that is far from the tolerated fraction μ and all the other internal parameters remain close to the initial conditions. The results reported in [9] can be seen to fall also in the framework presented here.

Opposed to this, the BAM approaches always a distribution $P_\infty^{BAM}(p)$ that corresponds to what one expects of thermodynamics equilibrium: the attendance fluctuates around the expected fraction μ , all agents continue to update their individual strategies and $P_\infty^{BAM}(p)$ remains stationary.

The way to regain equilibrium within the framework of the MG is through an annealing protocol geared to correct progressively the quenched distribution $P_q(p)$. The key point is to realize that quenching is produced by *the memory stored in the points gained by the agents*. In fact the quenched state remains fixed because there are no agents that ever loose points. We have implemented a procedure that consists in obliterating periodically the memory of the system by removing all the points gained by all the agents in each annealing episode.

The results are displayed in Fig.4 for the case $\mu = 85/101$. At the end of the first episode the distribution $P^1(p)$ is entirely similar to those shown in Fig1. As agents are repeatedly deprived of points some are increasingly forced to update their strategies. Successive changes approach $P_\infty^{BAM}(p)$. The way in which the annealing protocol works is shown in the inset of Fig.4. Quenching is checked by establishing that all agents have more than, say, 5 points. In addition we count how many steps are required to reach such quenched state. During the first 15 annealing episodes very few steps are required in order to have all the 101 agents with more than 5 points. After that moment the number of (quenched) agents that have more than 5 points starts to fall while the number of steps grows rapidly thus showing the occurrence of a greater number of individual updatings. After 40 episodes full equilibrium is reached and the number of steps saturates at the maximum allowed for each annealing episode. Throughout this process the attendance steadily grows approaching the required fraction of $\mu \approx 0.85$.

In the present note we have discussed how quenching occurs in the MG. The quenched state is far from equilibrium and strongly depends upon the initial conditions. This situation is a direct consequence of the dynamics for updating the individual attendance strategies. Contrary to this the BAM reaches a situation that can be thought as thermodynamic equilibrium. This difference has to be attributed to the fact the MG makes not full use of the (global) available information about the system while the BAM dynamics keeps instead track of the reasons for previous successes and failures. We also show how the quenched state can be brought back to equilibrium through an annealing protocol that amounts to periodically obliterate the memory stored in the system by removing all the points that have been gained by the agents. E.B. has been partially supported by CONICET of Argentina, PICT-PMT0051; H.C. and R.P. were partially supported by EC grant ARG/b7-3011/94/27, Contract 931005 AR.

REFERENCES

* e-mail address: burgos@cnea.gov.ar

** e-mail address: ceva@cnea.gov.ar

*** e-mail address: perazzo@cea.uba.ar

- [1] W.B. Arthur, Amer. Econ. Assoc. Papers Proc. **84**, 406 (1994)
- [2] D. Challet, Y.C. Zhang, Physica A**246**, 407 (1997); Physica A**256**, 514 (1998)
- [3] R. Savit, R. Manuca, R. Riolo, Phys. Rev. Lett. 82, 2203 (1999)
- [4] N.F. Johnson, P.M. Hui, R. Jonson, T.S. Lo, Phys. Rev. Lett. 82, 3360 (1999)
- [5] E. Burgos, H. Ceva, Physica A**284**, 489 (2000)
- [6] N.F. Johnson, D.J.T. Leonard, P.M. Hui, T.S. Lo, cond-mat /9905939 v2.
- [7] A.Goldberg *Genetic Algorithms in Search, Optimization, and Machine Learning*, Addison - Wesley (1989).
- [8] D. Heymann, R.P.J. Perazzo and A. Schuschny (preprint)
- [9] N.F. Johnson, P.M. Hui, Dafang Zeng, C.W. Tai, Physica A **269**, 493 (1999)

FIGURES

FIG. 1. Asymptotic distributions $P_q^{MG}(p)$ for $n = 70, 75, 80$ and $N = 101$ agents. Here μ_{cr} is 0.77. Results for $\mu = 70/101$ for MG and BAM are essentially identical. The BAM results for $\mu = 80/101$ are shown with few scattered open squares. These should be compared with the dashed curve obtained for the MG with the same settings.

FIG. 2. The functions $S(N, n, p)$ and $\Pi_w(p)$ for $N = 101$ and $\mu = 75/101$. The MG asymptotic distributions obtained with initial conditions $P_o(p) = \delta(p - p_o)$ with $p_o = 0.4, 0.7$ and 0.9 are referred to the right axis. The results for $p_o = 0.9$ for MG and BAM are essentially identical. The intersections of $\Pi_w(p)$ with the horizontal line at $1/2$ are the two roots $p_<$ and $p_>$.

FIG. 3. Plot of Π_w^{mx} for $\mu = 1/2$ as a function of $100/N$. We also show μ_{cr} obtained for the initial condition of a uniform distribution.

FIG. 4. Density distributions $P(p)$ obtained for the MG, and $\mu = 85/101$ after a annealing episodes. The values of a (1, 21, 50) are shown closed to the corresponding lines. The initial condition is a uniform distribution. Each annealing episode involves a maximum of 100000 updating steps, after which all the points wonned by the agents are removed. In the inset we plot the variables that describe the whole process leading to equilibrium.

Quenching and annealing in the minority game (E. Burgos, H. Ceva, R. Perazzo)

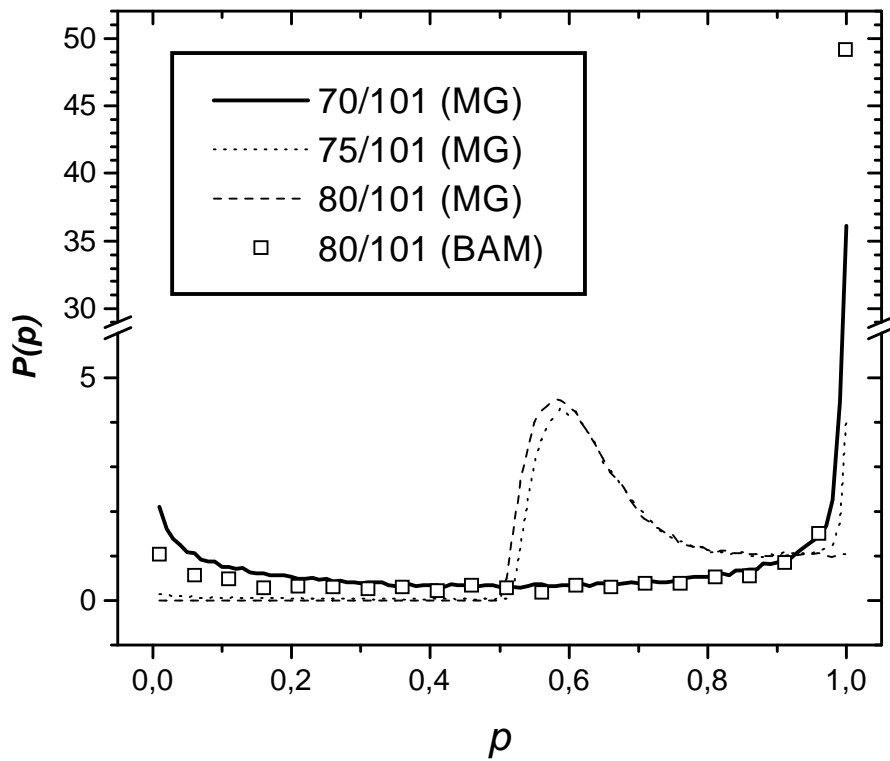


Figure 1

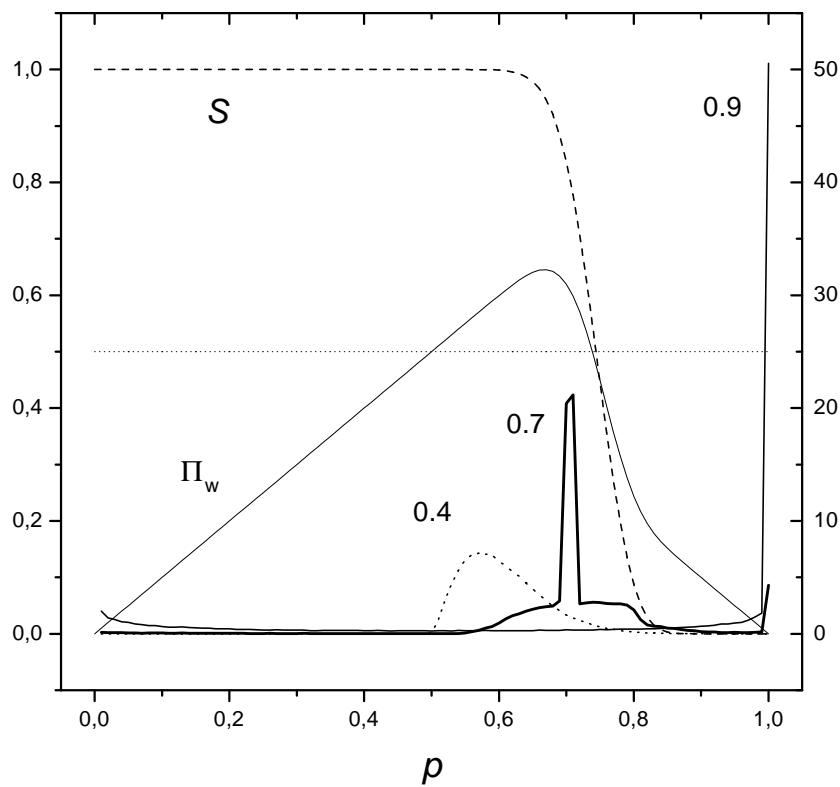


Figure 2

quenching and annealing in the minority game (E. Burgos, H. Ceva, R. Perazzo)

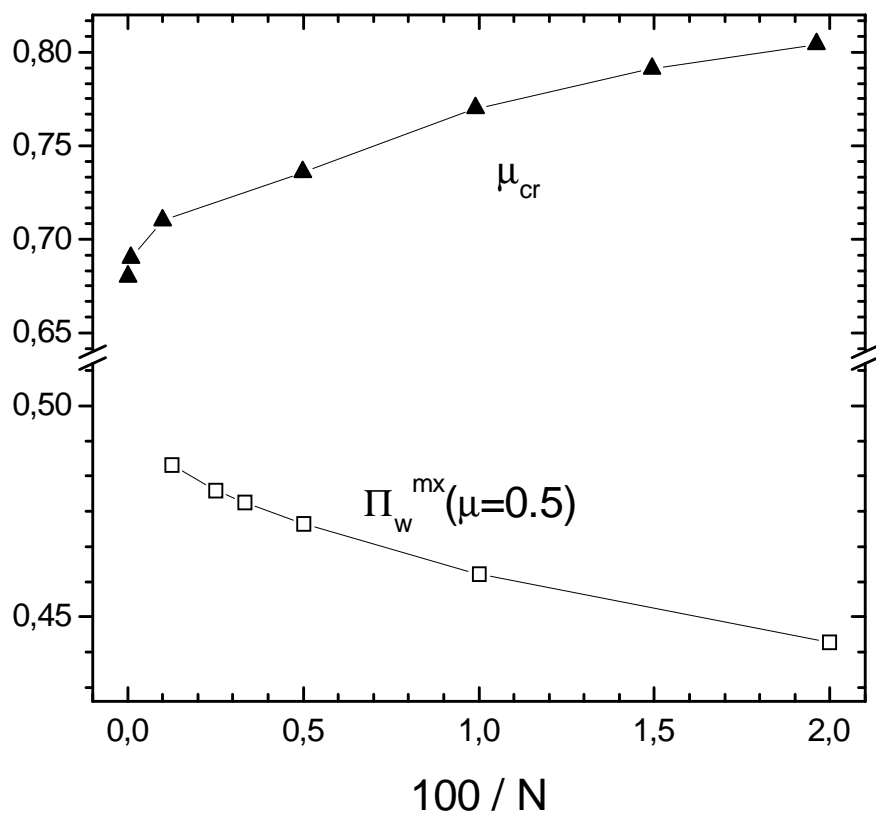


figure 3

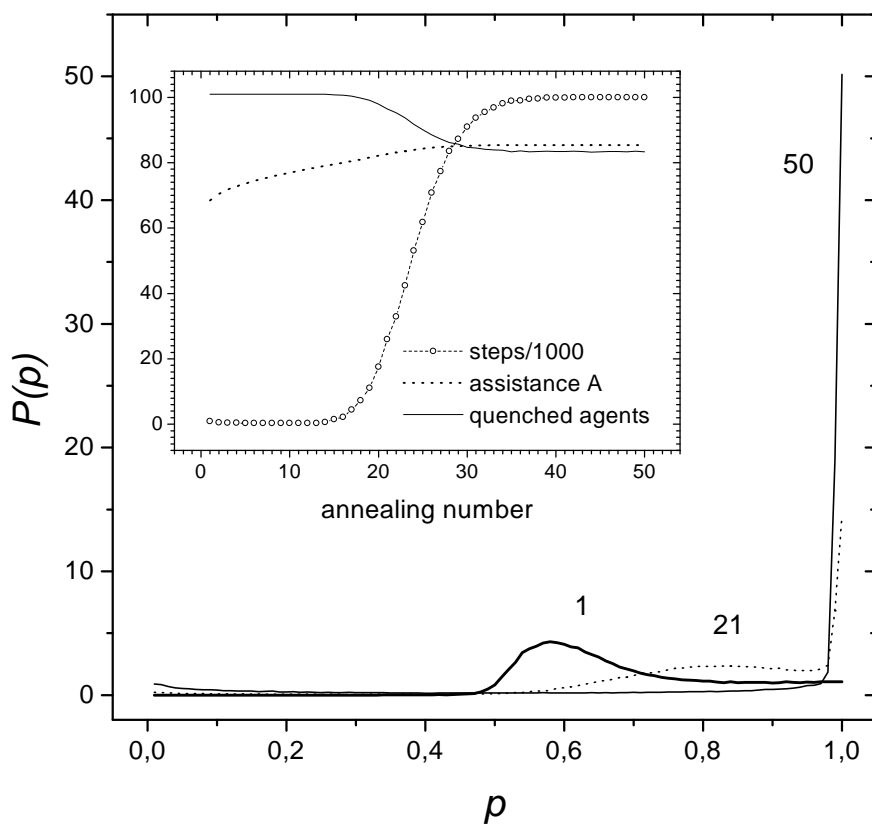


figure 4