

The di use, relic radio source in A bell 85: estim ation of cluster scale m agnetic eld from inverse C om pton X -rays

J. Bagchi,¹ V. P islar,² G. B. L in a N eto²

¹ Indian Institute of A strophysics, K oram angala, B angalre 560 012, India

² Institut d'A strophysique de Paris, CNRS, 98bis B d A rago, F -75014 Paris, France

A ccepted ????.Received ????.; in original form ????

ABSTRACT

We report the rst detection of an inverse Compton X-ray emission, spatially correlated with a very steep spectrum radio source (VSSRS), 0038-096, without any detected optical counterpart, in cluster Abell 85. The ROSAT PSPC data and its multiscale wavelet analysis reveal a large scale (linear diameter of the order of $500 h_{50}^{-1}$ kpc), di use X-ray component, in excess to the thermal bremsstrahlung, overlapping an equally large scale VSSRS. The primordial 3 K background photons, scattering on the relativistic electrons can produce the X-rays at the detected level. The inverse Compton ux is estimated to be $(6.5 \pm 0.5) \times 10^{-13} \text{ erg s}^{-1} \text{ cm}^{-2}$ in the 0.5{2.4 keV X-ray band. A new 327 MHz radio map is presented for the cluster eld. The synchrotron emission ux is estimated to be $(6.6 \pm 0.90) \times 10^{-14} \text{ erg s}^{-1} \text{ cm}^{-2}$ in the 10{100 MHz radio band. The positive detection of both radio and X-ray emission from a common ensemble of relativistic electrons leads to an estimate of $(0.95 \pm 0.10) \times 10^{-6} \text{ G}$ for the cluster-scale magnetic eld strength. The estimated eld is free of the ‘equipartition’ conjecture, the distance, and the emission volume. Further, the radiative uxes and the estimated magnetic eld imply the presence of ‘relic’ (radiative lifetime $> 10^9 \text{ yr}$) relativistic electrons with Lorentz factors $\sim 700\{1700$, that would be a significant source of radio emission in the hitherto unexplored frequency range $\sim 2\{10 \text{ MHz}$.

Key words: galaxies: clusters: Abell 85 { clusters: magnetic elds { clusters: X-rays { clusters: radio emission

1 INTRODUCTION

Apart from dark-matter, the di use intracluster medium has the two main constituents: the bremsstrahlung emitting hot ($T \sim 10^7\text{--}8 \text{ K}$), tenuous ($n_0 \sim 10^{(3\text{--}4)} \text{ cm}^{-3}$), and di use thermal gas, and the higher energy, relativistic particles (cosmic rays), with electrons emitting thermal bremsstrahlung (synchrotron) radiation. The presence of diffuse, large scale (0.2{1.0 Mpc) synchrotron sources with very steep spectra, is known in several clusters (e.g. Coma, Abell 2256, 2319, 85, etc.). The origin of these relativistic particles is currently not well understood but in view of the absence of any optical counterparts, these radio sources are believed to be the remnants (‘relics’ and ‘habs’) of once active radio galaxies. These remnants are prevented from rapid fading from expansion by the thermal pressure of the surrounding intracluster gas (Baldwin and Scott 1973). The main energy losses of their relativistic electrons come from synchrotron emission and the inverse Compton scattering of the 3K background radiation. Their presence imply that magnetic elds

on similar large scales may exist in the intracluster space (see Ferretti & Giovannini 1996, and Kronberg 1994 for reviews). That this magnetic eld on large scales, may be a general property of clusters of galaxies, is suggested by the Faraday rotation data on radio sources observed in the direction of several clusters (Kim et al. 1991, Kronberg 1994). Estimates of the eld strengths, based on Faraday rotation (Kim et al. 1991) or the ‘equipartition’ hypothesis (e.g. Ferretti & Giovannini 1996), both give a value $B \sim 0.5 \text{ to } 1.0 \text{ G}$. Currently, the origin and evolution of these elds are not well understood due to observational difficulties in estimating the magnetic elds with sufficient accuracy and to the small number of actual estimates that has been attempted so far for a few clusters only (Kronberg 1994).

Another method of considerable merit to estimate the cluster scale magnetic eld is the detection of co-spatial inverse Compton (IC) X-ray emission with the synchrotron emission plasma. The ubiquitous 3K microwave background photons, scattering on the relativistic electrons (the IC/3K process), should produce a di use X-ray ‘glow’ associated

with the radio plasma (Feenberg & Primako 1948; Hoyle 1965; Baylis et al. 1967; Felten & Morrison 1966; Harris & Grindlay 1979; Rephaeli & Gruber 1988). The non-relativistic (thermal) analogue of this process is the well known Sunyaev-Zeldovich effect (Rephaeli 1995). A possible detection of inverse Compton X-ray photons from the scattering of 3K microwave background would not only provide a magnetic field estimate based on a different physical process, but would also provide information on as yet unknown non-thermal X-ray component in galaxy clusters. The inverse Compton method has several advantages: both the magnetic field strength, and the electron energy spectrum are obtainable from the observed IC/3K and the synchrotron emission fluxes, and the field so obtained is independent of the 'equipartition' conjecture (Pacholczyk 1970), the distance, and the emission volume.

Despite a number of attempts over the last 20 years, the detection of IC/3K radiation has proved elusive, very often with only upper limits to the X-ray fluxes and lower limits to magnetic fields (e.g. Harris & Romaniushin 1974, Rephaeli 1977, Rephaeli et al. 1987, Rephaeli & Gruber 1988, Bazzano et al. 1990, Rephaeli et al. 1994, Harris et al. 1995). The principal constraints arise from rarity of diffuse, steep spectrum cluster radio sources, limited sensitivity, and spatial/spectral resolution of low frequency (10-300 MHz) radio or X-ray telescopes, and confusion from cluster thermal emission. However, correlating the radio and the EINSTEIN satellite data, Bagchi (1992) suggested the possibility of IC/3K emission in Abell 85. Recently, using the ROSAT PSPC data, Laurent-Muehleisen et al. (1994) and Feigelson et al. (1995) claimed the detection of IC/3K X-ray emission associated with the radio lobes of the galaxy Fomax-A, further supported by Kaneda et al. (1995), employing the ASCA X-ray spectral data.

This work employs the good spatial resolution, high sensitivity and spectral capabilities of the ROSAT X-ray satellite, to search for co-spatial IC/3K emission from the diffuse radio source 0038-096 located in the rich cluster Abell 85. We present evidence for what might be the first detection of the IC/3K emission from the 'relic' relativistic electrons residing in the intra-cluster medium, presumably the remnants of an once active radio galaxy that is presently unidentified. We also present a new 327 MHz radio map of the cluster field. Combining the radio and X-ray data, we estimate the magnetic field strength in the co-spatial emission volume. We then briefly discuss its implications. For a cluster redshift of 0.0555 (Pislar et al. 1997), 1 arcmin corresponds to $97h_{50}^{-1}$ kpc, with the Hubble constant expressed in units of $50 \text{ km s}^{-1} \text{ Mpc}^{-1}$.

2 THE DATA

2.1 The O SRT Radio Observations

Abell 85 was observed with the Ooty Synthesis Radio Telescope (OSRT; Sukumar et al. 1988), at a frequency of 326.5 MHz (bandwidth 4 MHz), three times during 1985/86. After initial calibration, the visibility data were combined and 'self-calibration' (Schwab 1980) performed to further improve the quality. The calibrated data was Fourier transformed and the image was deconvolved with 'CLEAN' algorithm (using AIPS package), applied to the entire OSRT

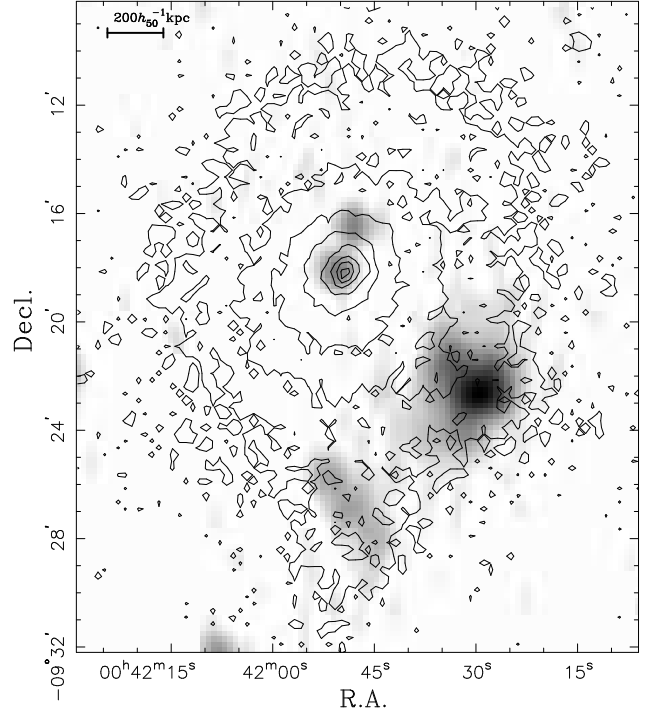


Figure 1. Iso-count contour map for the X-ray emission in Abell 85 (PSPC 0.1-2.4 keV data), superposed on OSRT 326.5 MHz radio map (in grey scale). The contours are spaced logarithmically. The radio source 0038-096 is visible at RA (J2000) $00^{\text{h}} 41^{\text{m}} 30^{\text{s}}$, Decl. $09^{\circ} 23'$. Note the excess X-ray emission at this location. Another correlated X-ray and radio emission could be seen over the 'south-blbb' at RA $00^{\text{h}} 41^{\text{m}} 48^{\text{s}}$, Decl. $09^{\circ} 27' 30''$.

field of view ($3 \text{ deg. EW} \times 0.75 \text{ deg. NS}$). The nal image was convolved with a 'clean' beam of 60 arcsec circular Gaussian (FWHM) profile. The 1- dispersion of noise on this image was $6.5 \text{ mJy/beam area}$. This radio map is shown in Figs. 1 and 2. The OSRT has the necessary short baseline sampling to map the 5 arcmin in angular extent of the VSSRS.

2.2 The ROSAT X-ray Observations

The Abell 85 field was observed twice (PI Schwarz and PI Jones) by the ROSAT Position Sensitive Proportional Counter (PSPC). We have merged these two images to form one effective exposure of 15949 s using the EXSAS package (Zimmernann et al. 1994). The iso-contours of this merged image are shown in Fig. 1. The PSPC has a point spread function (PSF) of 25 arcsec (FWHM) within the central 10 arcmin in radius and at the 1 keV energy.

We have processed the merged PSPC image using the multiscale wavelet reconstruction technique as described in Pislar et al. 1997 (and references therein). With the wavelet analysis, the noise is removed and we can detect structures (at different scales) significant at least at the 3 sigma level. The wavelet reconstruction of the PSPC data is shown in Fig. 2.

To obtain the X-ray spectrum of Abell 85 (which we will need for the calculation of the IC/3K emission, cf. below), we have used the EXSAS package, taking the background in a circle of radius 6 arcmin, without any visible sources, 31

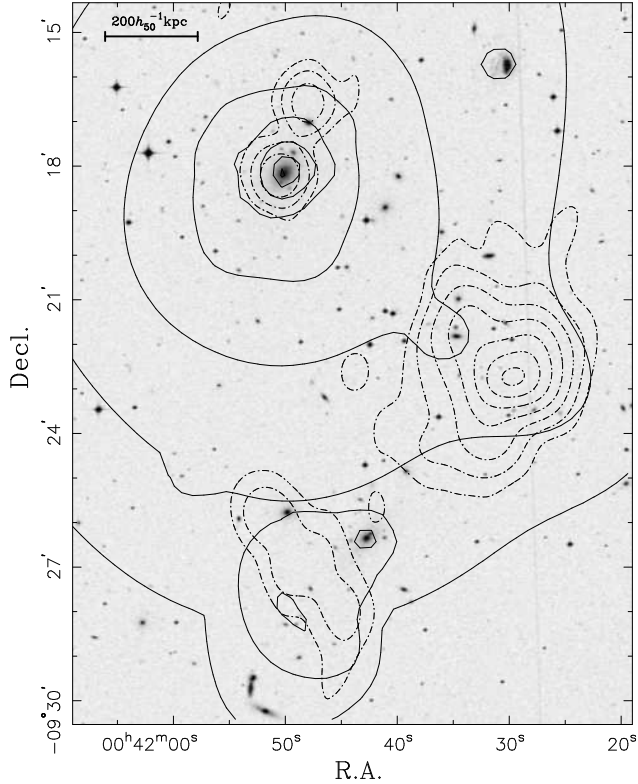


Figure 2. Abell 85 central region at different wavelengths. The photographic R-filter image (UK Schmidt Telescope and the Digitized Sky Survey) is shown in grey scale. Full contour lines show the multiscale wavelet reconstruction of the ROSAT PSPC X-ray data shown in Fig. 1. The OSRT 326.5 MHz radio surface-brightness is depicted using dot-dashed contour lines. All contours are spaced logarithmically.

arm in away from the centre of the cluster. The PSPC image was corrected for vignetting and the spectrum rebinned to obtain a signal to noise ratio of 5.

3 THE RADIO AND X-RAY STRUCTURES, AND THE FLUXES

The correlated X-ray emission with the di use VSSRS at $= 00^h 41^m 29^s.5$, $= 09 22^{\circ} 41'^{00}$ (J2000) can be seen in Fig. 1 (PSPC data) and Fig. 2 (wavelet reconstruction). The excess X-ray component is also di use, and has a similar large scale structure (about $500h_{50}^{-1}$ kpc across). The lack of optical identification (Fig. 2), and the extremely steep, curved radio spectrum of VSSRS (Fig. 3) suggest that it may be a ‘relic’ or ‘halo’ type source of undetermined origin, undergoing significant radiative losses (Slee & Reynolds 1984, Swanup 1984, Joshi et al. 1986, Bagchi 1992). We note that the excess X-ray component can also be well discerned in the ROSAT HRI data (Lin & Neto et al. 1997), and in the EINSTEIN observatory IPC image (Forman & Jones 1982).

To estimate the IC/3K X-ray flux of VSSRS, we have carefully subtracted the thermal X-ray contribution from its vicinity using the detailed thermal bremsstrahlung model given by Pislari et al. (1997). From the model, we evaluated the parameters (ellipticity and position angle) of the elliptical iso-intensity contour passing over the VSSRS. Then

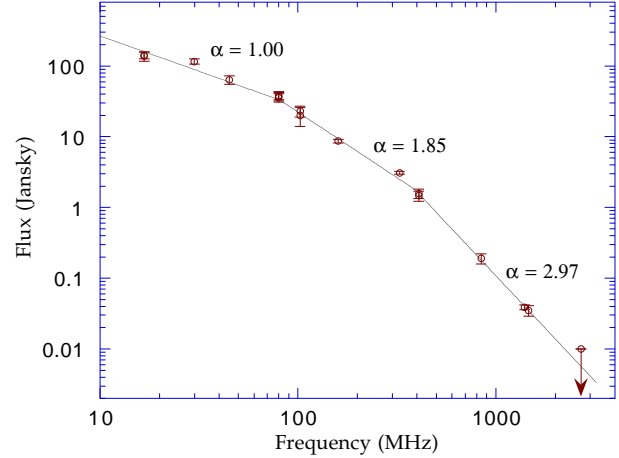


Figure 3. The radio spectrum of VSSRS 0038-096. The piecewise least-square spectral fits to the data are shown by three power laws with the spectral index indicated alongside. The 326.5 MHz data point is the OSRT measurement (3.15 ± 0.15 Jy). Other data are from published literature.

using the actual PSPC counts, the bremsstrahlung flux was evaluated, using EXSAS, in 11 circular regions (excluding the VSSRS, the ‘south blob’, and the Seyfert galaxy at (J2000) $= 00^h 41^m 30^s.4$, $= 09 15^{\circ} 48'^{00}$), of 5 arcmin in diameter each (the VSSRS diameter), placed on the iso-intensity contour. Optical spectroscopic analysis indicates the presence of a foreground group located towards the west of Abell 85 (Pislari et al. 1997); therefore we have proceeded in the following way: 7 of the 11 circles are taken on the north and east sides of the cluster, and the remaining 4 circles are located over the foreground group (where the counts are marginally higher). We have used the neutral hydrogen column density at each point at the galactic value (Dickey & Lockman 1990).

After averaging the 11 measurements with weights appropriate to each (that is, depending on the region where it was taken), we obtained: $f_{th} = (1.12 \pm 0.05) \times 10^{12}$ erg s $^{-1}$ cm $^{-2}$, the thermal bremsstrahlung X-ray flux. We expressed the total flux over the VSSRS as the sum of f_{th} , and the non-thermal IC/3K flux, f_{IC} . The f_{IC} was obtained by fixing f_{th} at the above value and estimating f_{IC} by a least-square fit to the total flux over the VSSRS. A priori, we have assumed that the IC/3K flux has the same spectral index $= 1.00$ (flux /) as the low frequency radio spectral index (Fig. 3), and have put the temperature of the bremsstrahlung emitting gas at the mean value of the 11 circular regions ($T = 2.8$ keV). This results in $f_{IC} = (6.5 \pm 0.5) \times 10^{13}$ erg s $^{-1}$ cm $^{-2}$ in the 0.5(2.4 keV band. The formal significance of f_{IC} detection is about 9 (random errors).

The radio spectrum of VSSRS 0038-096 is shown in Fig. 3. For the present work, the flux density and the spectral index at about 10 MHz are important. This is because an electron with Lorentz factor 1500 would scatter the average $\nu_{bg} = 1.6 \times 10^{11}$ Hz microwave background photon (near the peak of Planck distribution) into the 2 keV ($\nu_x = (4/3) \nu_{bg} = 4.8 \times 10^{17}$ Hz) X-ray band, and would produce the synchrotron emission at $\nu_{syn} = 10(20$ MHz in a magnetic field of $B = 1(2$ G ($\nu_{syn} = 4(19$ B $^{-2}$ Hz). Fortunately, the

spectrum is known near this frequency range. A power-law of spectral index $= 1.00 \pm 0.10$ gives a good fit to the VSSRS spectrum in the frequency range $10\{100 \text{ MHz}$ (Fig. 3). The synchrotron flux, $f_s = (6.6 \pm 0.9) \times 10^{-14} \text{ erg s}^{-1} \text{ cm}^{-2}$, is obtained by integrating in the $10\{100 \text{ MHz}$ frequency range.

4 THE MAGNETIC FIELD ESTIMATE

Consider a population of relativistic electrons emitting the synchrotron and the IC/3K radiation. Given a power-law photon emission spectrum of index $= 1.00$ (f_s / f_{IC}), the energy spectrum of electrons is another power law of index $p = 2 + 1 = 3.00$; $dN(E) = N_0 E^{-p} dE$, where N_0 is the amplitude, and $dN(E)$, the differential number density within energy E to $E + dE$ (Blumenthal and Gould, 1970). Following the exact theoretical derivations by Blumenthal and Gould (1970), the equations for synchrotron flux f_s , and the IC/3K flux f_{IC} can be put in the following practical forms (in cgs units, for the indicated bandwidths, and $= 1.00$ photon sp. index):

$$\begin{aligned} f_s &= 1.64 \times 10^{-14} \frac{N_0 V}{D^2} B^2 a(3) \quad (10 - 100 \text{ MHz}) \\ f_{IC} &= 1.36 \times 10^{-29} \frac{N_0 V}{D^2} T^4 b(3) \quad (0.5 - 2.4 \text{ keV}) : \end{aligned} \quad (1)$$

Here, V is the emission volume, D , the source distance, B , the magnetic field strength (randomly oriented in the intra-cluster medium), and $T = 2.877 \text{ K}$, is the radiation temperature at redshift 0.0555 (from COBE measure of $T = 2.726 \text{ K}$ at $z = 0$; Mather et al. 1994). The factors $a(3) = 0.0742$, and $b(3) = 11.54$ are derived in Blumenthal and Gould (1970). The field B was estimated from these equations by substituting the observed values of f_s and f_{IC} :

$$B = 2.97 \times 10^{-6} \left(\frac{f_s}{f_{IC}} \right)^{\frac{1}{2}} G = (0.95 \pm 0.10) \times 10^{-6} G : \quad (2)$$

This estimate of B is free of the uncertain quantities N_0 , V , and D , being proportional to the ratio $(f_s = f_{IC})^{\frac{1}{2}}$. The ' $\gamma = 2$ ' power dependence ensures that the estimated B value would be only weakly affected by the errors in the radio and X-ray fluxes. Note that this field estimate is independent of the bandwidths chosen for the X-ray and radio photons, as long as their power law spectral slopes are equal.

5 DISCUSSION AND CONCLUSIONS

We have presented an evidence for correlated X-ray emission with the diffuse VSSRS in Abell 85. What are the possible emission processes (other than the IC/3K) that can give rise to the excess X-ray emission? The possibility that the emission is either the extension of the synchrotron radiation to the 1 keV X-ray band, or that arises from the synchrotron self-Compton process (Rees 1967, Harris et al. 1994), can be ruled out from the observed very steep spectral shape for 1 GHz , signifying a dearth of necessary high energy photons. Further possibilities that the emission is generated by an active galaxy or that it arises from radio-jet cluster-medium interaction also appear remote due to the relaxed, 'halo' type morphology of the VSSRS, and the absence of any optical counterpart.

Recent X-ray imaging and optical spectroscopy of clusters have shown the presence of thermal X-ray emission associated with secondary substructures possibly in the process of gravitational merger (e.g. Briel et al. 1991, Mohr et al. 1993, Henry and Briel 1993, Burns et al. 1994). Significantly, the presence of radio-halo sources appears to be correlated with the evidence for recent mergers, very high gas temperatures ($7\{14 \text{ keV}$), large velocity dispersions ($\sim 1300 \text{ km s}^{-1}$), and the absence of both cooling flows and a single dominant central galaxy (BM type II or III; Edge et al. 1992, Tribble 1993, Feretti and Giovannini 1996). It has been proposed that these data possibly indicate the heating of intracluster gas and the reacceleration of cosmic ray particles with stochastic amplification of magnetic fields, powered by the energy released in the ongoing mergers (Tribble 1993). Can the excess X-ray emission seen with the VSSRS in Abell 85 come from such a process?

Although imaging data alone can not resolve this question, it is interesting to note that in terms of its physical properties, unlike the other radio-halo host clusters such as the Coma, Abell 2163, 2218, 2255, 2256, and 2319, the cluster Abell 85 contains a central dominant CD galaxy, a central cooling flow of about 100 M yr^{-1} , and relatively cool gas at a temperature of $T \sim 4 \text{ keV}$ (Pislar et al. 1997; Lim and Neto et al. 1997).

Durret et al. (1998) have detected a filamentary structure, visible both in optical and in X-rays, linking Abell 85 to the neighbouring cluster Abell 87. They present evidence for a possible merger of matter in this filament with the southern region of Abell 85, in the 'south-blob' region. Markevitch et al. (1998) detect an enhancement in the gas temperature in the same region, possibly related to the merger. The position of the VSSRS, however, is not located there as it is shifted about 3 arcmin ($300 h_{50}^{-1} \text{ kpc}$) to the northwest from the supposed shocked region and has a cooler temperature for the thermal matter in its vicinity.

The resolution of the question of exact physical process behind the excess X-ray emission would require high spectral (and spatial) resolution imaging spectroscopy data. In the hard X-ray energy regime of $10\{20 \text{ keV}$, the contribution from thermal bremsstrahlung would drop sharply, whereas the non-thermal inverse Compton flux would be visible as an extra component with a steep power law spectrum of spectral index ~ 1 . Based on the data presented in this work, we predict the possible IC/3K flux of $2.8 \times 10^{-13} \text{ erg s}^{-1} \text{ cm}^{-2}$, and the thermal bremsstrahlung flux of $3.0 \times 10^{-13} \text{ erg s}^{-1} \text{ cm}^{-2}$ in the hard X-ray band of $5\{10 \text{ keV}$. These fluxes are well within the reach of the currently operative BeppoSAX telescope and the upcoming AXAF and the XMM missions. The nature of the other excess X-ray and the steep spectrum radio emission detected over the 'south-blob' (cf. below) could possibly also be understood with the spectroscopic X-ray data.

With the evidence currently available to us, energetically the most feasible mechanism for the X-ray emission from the VSSRS appears to be the IC/3K process. From theory (e.g. Ginzburg 1989), the (total) energy loss ratio can be shown to be $\frac{f_{IC}}{f_s} = U_{rad} \frac{B^2}{8}$, where $U_{rad} \sim 5 \times 10^{-13} \text{ erg cm}^{-3}$ is the energy density of the cosmological black-body radiation field, and $\frac{B^2}{8} \sim 4 \times 10^{-14} \text{ erg cm}^{-3}$ is the observed magnetic energy density. Therefore, if the observed

radiation is from IC/3K process, we expect $f_{IC} = f_S$ 13, which is comparable to the observed ratio $f_{IC} = f_S$ 10 (the difference is mainly attributed to the finite bandwidths of our data). If the excess X-rays are produced by the thermal bremsstrahlung process, it is difficult to understand why the observed ratio is comparable to the ratio expected if IC/3K were the emission mechanism. This again suggests that the detected X-rays are indeed a product of inverse Compton scattering. This data on ratio of fluxes has enabled us to obtain a model independent magnetic field value, $B = 0.95 \pm 0.10$ G, for the di use emission volume, located at $700h_{50}^{-1}$ kpc from the cluster centre.

It is apparent (Fig. 2) that another di use X-ray excess (the 'South-blob') is located at $\alpha = 00^h 41.8^m$, $\delta = 09^d 27.5^m$. In the same region, two radio components, without any definite optical counterparts, are observed with the OSRT with > 20 signal (162 mJy: northern source, 148 mJy: southern source). A spectral index limit, > 2.3 , is obtained for each of them, based on their non-detection in the new VLA 1.4 GHz sky-survey (Condon et al. in preparation) to the 5 mJy flux density limit. The nature of this excess X-ray emission is currently not well understood (Lima Neto et al. 1997). Is it possible that a second IC/3K X-ray source is located here, co-spatial with yet another relic radio plasma? If true, this can provide another magnetic field estimate at $1h_{50}^{-1}$ Mpc from the cluster centre. Detailed, low-frequency (< 327 MHz) radio and X-ray spectral data are necessary to explore this possibility.

Finally, the estimated magnetic field and the observed radiative fluxes from the VSSRS imply the presence of relativistic electrons with Lorentz factors $700\{1700$ (for $0.5\{2.4$ keV band, γ_x / γ_{bg}^2). The population of electrons in this energy range would in turn produce significant radio emission (~ 1400 Jy at 2 MHz) in the presently unexplored frequency range $\gamma_{syn} \sim 2\{10$ MHz (γ_{syn} / B^2). The radiative lifetime of such 'relic' electrons is $> 10^9$ yr (Harris & Gindlay 1979), comparable to the time-scale for evolution of clusters. Although this frequency range is below the ionospheric cutoff, the future generation radio telescopes observing from above the earth's atmosphere or from the far side of the moon (Burns 1990), could make such measurements. Such low frequency radio data in association with sensitive X-ray data would prove invaluable in probing the physics of the intracluster media in large scale structures.

It is encouraging to note that the inverse Compton X-ray technique has the great potential, not only in measuring the elusive intra-cluster magnetic fields, but also in probing the hitherto unexplored population of very old relativistic electrons residing in the di use intra-cluster space.

6 ACKNOWLEDGMENTS

We thank F. Durret and D. Gerbal for fruitful comments and discussion. G. Swarup, V. K. Kapahi, and late M. N. Joshi are gratefully thanked for the OSRT radio data.

REFERENCES

Bagchi J. 1992, Ph.D. Thesis, Dept. of Physics, Indian Institute of Science, Bangalore, India
 Balw in J.E., Scott P.F., 1973, MNRAS, 165, 259

Baylis W.E., Schmidt W.M., Luschner E., 1967, Zeit. für Astr. 66, 271
 Bazzano A., Fusco-Femiano R., Ubertini P., Perrotti F., Quadrini E., Court A.J., Dean A.J., Dipper N.A., Lewis R., Stephen J.B., 1990, ApJ 362, L51
 Blumenthal G.R., Gould R.J., 1970, Rev. Mod. Phys., 42(2), 237
 Briel U.G., Henry J.P., Schwarz R.A., Böhringer H., Ebeling H., Edge A.C., Hartner G.D., Schindler S., Trümper J., Voges W., 1991, A & A 246, L10
 Burns J.O., 1990, Low Frequency Astrophysics from Space (Lecture Notes in Physics 362, Springer-Verlag), 19
 Burns J.O., Rhee G., Owen F.N., Pinkney J., 1994, ApJ 423, 94
 Dickey J.M., Lockman F.J., 1990, ARA & A 28, 215
 Durret F., Forman W., Gerbal D., Jones C., Vikhlinin A., 1998, A & A in press (astro-ph/9802183)
 Edge A., Steward G.C., Fabian A.C., 1992, MNRAS 258, 177
 Feenberg E., Primako H., 1948, Phys. Rev. 73, 449
 Feigelson E.D., Laurent-Muehleisen S.A., Kollgaard R.J., Fomalont E.B., 1995, ApJ 449, L149
 Felten J.E., Morrison P., 1966, ApJ 146, 686
 Feretti L., Giovannini G., 1996, IAU Symp. 175 'Extragalactic Radio Sources', p. 333 (Ekers R., et al. eds.)
 Forman W., Jones C., 1982, ARA & A 20, 547
 Ginzburg V.L., 1989, Application of Electrodynamics in Theoretical Physics and Astrophysics, p. 431 (N.Y.: Gordon & Breach)
 Goldsmith O., Rephaeli Y., 1994, ApJ 431, 586
 Harris D.E., Romaniushin W., 1974, ApJ 188, 209
 Harris D.E., Gindlay J.E., 1979, MNRAS 188, 25
 Harris D.E., Carilli C.L., Perley R.A., 1994, Nature 367, 713
 Harris D.E., Willis A.G., Dewdney P.E., Battye J., 1995, MNRAS 273, 785
 Henry J.P., Briel U.G., 1993, Adv. Space Res. 13, (12)191
 Hoyle F., 1965, Phys. Rev. Lett. 15, 131
 Joshi M.N., Kapahi V.K., Bagchi J., 1986, Proc. of NRAO Workshop on Radio Continuum Processes in Clusters of Galaxies, p. 73 (O'Dea C.P., Uson J.M. eds.)
 Kaneda H., Tashiro M., Ikebe Y., Ishisaki Y., Kubo H., Makishima K., Ohashi T., Saito Y., Tabara H., Takahashi T., 1995, ApJ 453, L16
 Kim K.-T., Tribble P.C., Kronberg P.P., 1991, ApJ 379, 80
 Kronberg P.P., 1994, Rep. Prog. Phys. 57, 325
 Laurent-Muehleisen S.A., Feigelson E.D., Kollgaard R.J., Fomalont E.B., 1994, in: 'The Soft X-Ray Cosmos' AIP Conference Proceedings 313, p. 418, (Schlegel E.M., Petre R. eds.)
 Lima Neto G.B., Pislari V., Durret F., Gerbal D., Slezak E., 1997, A & A 327, 81
 Mather J.C. et al., 1994, ApJ 420, 439
 Markevitch M., Forman W.R., Sarazin C.L., Vikhlinin A., 1998, ApJ Submitted (astro-ph/9711289)
 Mohr J.J., Fabricant D.G., Geller M.J., 1993, ApJ 413, 492
 Pacholczyk A.G., 1970, Radio Astrophysics, p. 171 (W.H. Freeman & Co., San Francisco)
 Pislari V., Durret F., Gerbal D., Lima Neto G.B., Slezak E., 1997, A & A 322, 53
 Rees M.J., 1967, MNRAS 137, 429
 Rephaeli Y., 1977, ApJ 212, 608
 Rephaeli Y., Gubler D.E., Rothschild R.E., 1987, ApJ 320, 139
 Rephaeli Y., Gubler D.E., 1988, ApJ 333, 133
 Rephaeli Y., Ulmer M., Gubler D.E., 1994, ApJ 429, 554
 Rephaeli Y., 1995, ARA & A 33, 541
 Schwab F.R., 1980, Proc. SPIE 231, 18
 Slee O.B., Reynolds J.E., 1984, Proc. Astr. Soc. Aust 5, 516
 Sukumar S., Velusamy T., Rao P., Swarup G., Bagchi D.S., Joshi M.N., Ananthkrishnan S., 1988, Bull. Astron. Soc. India 16, 93
 Swarup G., 1984, JA & A 5, 139
 Tribble P.C., 1993, MNRAS 263, 31
 Zimmermann H.J., Becker W., Belloni T., Döbereiner S., Izzo

C., Kahabka P., Schwentker O., 1994, EXSAS Users' Guide,
MPE Report 244