

Galaxy Evolution and the Cosmic Rate of Supernovae

Piero Madau

Space Telescope Science Institute, 3700 San Martin Drive, Baltimore,
MD 21218

Abstract.

Ongoing searches for supernovae (SNe) at cosmological distances have recently started to provide a link between SN Ia statistics and galaxy evolution. In this talk I will use recent estimates of the global history of star formation to compute the theoretical Type Ia and Type II SN rates as a function of cosmic time. I will compare the predicted values with the rates observed in the range $0 < z < 0.4$, and show how accurate measurements of the frequency of SN events at intermediate redshifts are valuable probes of the evolution of the stellar birth rate in the universe and the nature of Type Ia progenitors. The Next Generation Space Telescope should detect of order 20 Type II SNe per field per year in the interval $1 < z < 4$.

1. Introduction

The evolution with redshift of the rate of supernovae (SNe) contains unique information on the star formation history of the universe, the initial mass function (IMF) of stars, and the nature of the binary companion in Type Ia events. All are essential ingredients for understanding galaxy formation, cosmic chemical evolution, and the mechanisms which determined the efficiency of the conversion of gas into stars in galaxies at various epochs (Madau et al. 1996; Madau et al. 1997a; A. Renzini, this volume). While the frequency of "core-collapse supernovae", SN II and possibly SN Ib/c, which have short-lived progenitors, is essentially related, for a given IMF, to the instantaneous stellar birth rate of massive stars, Type Ia SNe { which are believed to result from the thermonuclear disruption of C-O white dwarfs in binary systems { follow a slower evolutionary clock, and can then be used as a probe of the past history of star formation in galaxies (Ruiz-Lapuente et al. 1997; Yungelson & Livio 1997).

The tremendous progress in our understanding of faint galaxy data made possible by the combination of HST deep imaging (Williams et al. 1996) and ground-based spectroscopy (Lilly et al. 1996; Ellis et al. 1996; Cowie et al. 1996; Steidel et al. 1996), together with the recent detection of Type Ia SNe at cosmological distances (Garnavich et al. 1997; Perlmutter et al. 1997), allow for the first time a detailed comparison between the SN rates self-consistently predicted by stellar evolution models that reproduce the optical spectrophotometric properties of field galaxies and the observed values (Madau et al. 1997b). In this talk I will show how accurate measurements of the frequencies of Type II (+ Ib/c) and

Ia SNe at low and intermediate redshifts could be used as an independent test for the star formation and heavy element enrichment history of the universe, and significantly improve our understanding of the intrinsic nature and age of the populations involved in the SN explosions. At $z > 2$, the biggest uncertainty in our estimates of the star formation density is probably associated with dust extinction. A determination of the amount of star formation at early epochs is of crucial importance, as the two competing scenarios for galaxy formation, "monolithic collapse" (where spheroidal systems formed early and rapidly, experiencing a bright starburst phase at high- z (Eggen, Lynden-Bell, & Sandage 1962)) and "hierarchical clustering" (where ellipticals form continuously by the merger of disk/bulge systems (White & Frenk 1991) and most galaxies never experience star formation rates in excess of a few solar masses per year (Baugh et al. 1997)) make very different predictions in this regard. I will show how, by detecting Type II SNe at high- z , the Next Generation Space Telescope should provide a unique test for distinguishing between different scenarios of galaxy formation.

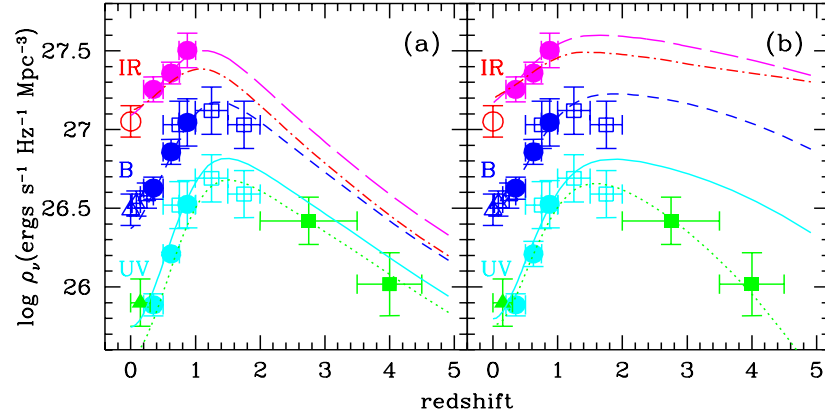


Figure 1. Evolution of the observed comoving luminosity density at rest-frame wavelengths of 0.15 (dotted line), 0.28 (solid line), 0.44 (short-dashed line), 1.0 (long-dashed line), and 2.2 (dot-dashed line) μm . The data points with error bars are taken from Lilly et al. (1996) (filled dots), Connolly et al. (1997) (empty squares), Madau et al. (1996) (filled squares), Ellis et al. (1996) (empty triangles), Treyer et al. (1997) (filled triangle), and Gardner et al. (1997) (empty dot). A flat cosmology with $q_0 = 0.5$ and $H_0 = 50 h_{50} \text{ km s}^{-1} \text{ Mpc}^{-1}$ was adopted. (a) The model assumes a Salpeter IMF, SMC-type dust in a foreground screen, and a universal $E(B-V) = 0.1$. (b) The model designed to mimic a monolithic collapse scenario (assumes a Salpeter IMF and a dust opacity which increases rapidly with redshift, $E(B-V) = 0.011(1+z)^{2.2}$).

2. Cosmic Star Formation History

We will model the emission history of field galaxies at ultraviolet, optical, and near-infrared wavelengths by tracing the evolution with cosmic time of their luminosity density,

$$\rho(z) = \int_0^{z_1} L \, y(L; z) dL = (2 + \beta) y L; \quad (1)$$

where $y(L; z)$ is the best-fit Schechter luminosity function in each redshift bin. The integrated light radiated per unit volume from the entire galaxy population is an average over cosmic time of the stochastic, possibly short-lived star formation episodes of individual galaxies, and follows a relatively simple dependence on redshift. Madau et al. (1997a) have shown how a stellar evolution model, defined by a time-dependent star formation rate per unit volume, $\psi(t)$, a universal IMF, $\phi(m)$, and some amount of dust reddening, can actually reproduce the optical data reasonably well. In such a system, the luminosity density at time t is given by the convolution integral

$$\rho(t) = p_{\text{esc}} \int_0^{t-t^0} l(t^0) (t - t^0) dt^0; \quad (2)$$

where $l(t^0)$ is the specific luminosity radiated per unit initial mass by a generation of stars with age t^0 , and p_{esc} is a time-independent term equal to the fraction of emitted photons which are not absorbed by dust. The function $\rho(z)$ is derived from the observed UV luminosity density, and is then used as input to the population synthesis code of Bruzual & Charlot (1997).

Figure 1a shows the model predictions for the evolution of ρ for a Salpeter function, $E(B - V) = 0.1$ with SMC-type dust (in this case, the observed UV luminosities must be corrected upwards by a factor of 1.4 at 2800 Å and 2.1 at 1500 Å), and a star formation history which traces the rise, peak, and sharp drop of the UV emissivity.¹ For simplicity, the metallicity was fixed to solar values and the IMF truncated at 0.1 and 125 M_{\odot} . The data points show the observed luminosity density in six broad passbands centered around 0.15, 0.20, 0.28, 0.44, 1.0, and 2.2 μ m. The model is able to account for the entire background light recorded in the galaxy counts down to the very faint magnitude levels probed by the Hubble Deep Field (HDF), and produces visible mass-to-light ratios at the present epoch which are consistent with the values observed in nearby galaxies of various morphological types. The bulk ($> 60\%$ by mass) of the stars present today formed relatively recently ($z < 1.5$), consistently with the expectations from a broad class of hierarchical clustering cosmologies (Baugh et al. 1997), and in good agreement with the low level of metal enrichment observed at high redshifts in the damped Lyman- α systems (Pettini et al. 1997a).

One of the biggest uncertainties in our understanding of the evolution of luminous matter in the universe is represented by the poorly constrained amount

¹ Although in our calculations the IMF extends down to $m_1 = 0.1 M_{\odot}$, stars below 0.8 M_{\odot} make only a small contribution to the emitted light. This introduces a significant uncertainty in our estimates of the total stellar birthrate. For example, in the case of a Salpeter IMF with $m_1 = 0.5 M_{\odot}$, the inferred star formation rate, $\psi / m_1^{0.35}$, would decrease by a factor of 1.86.

of starlight that was absorbed by dust and reradiated in the far-IR at early epochs. While the model of Figure 1a reproduces quite well the rest-frame UV colors of high- z objects in the HDF, the prescription for a "correct" de-reddening of the Lyman-break galaxies is the subject of an ongoing debate (Pettini et al. 1997b and references therein). Figure 1b shows the model predictions for a monolithic collapse scenario, where half of the present-day stars were formed at $z > 2.5$ and were enshrouded by dust. Consistency with the HDF "dropout" analysis has been obtained assuming a dust extinction which increases rapidly with redshift, $E(B - V) = 0.011(1 + z)^{2.2}$. This results in a correction to the rate of star formation by a factor of 5 at $z = 3$ and 15 at $z = 4$. While still consistent with the global history of light, this model appears to overpredict the metal mass density at high redshifts as sampled by QSO absorbers. Ultimately, it should be possible to set some constraints on the total amount of star formation that is hidden by dust over the entire history of the universe by looking at the cosmic infrared background (G. De Zotti and B. Guiderdoni, this volume).

In the next section we shall compute the expected evolution with cosmic time of the Type Ia and II/Ib,c supernova frequencies for the two star formation histories discussed above. By focusing on the integrated light radiated by the galaxy population as a whole, our approach will not specifically address the evolution and the SN rates of particular subclasses of objects, like the oldest ellipticals or low-surface brightness galaxies, whose star formation history may have differed significantly from the global average.

3. Type Ia and II(+ Ib/c) Supernova Rates

Single stars with mass $> 8M_{\odot}$ evolve rapidly (< 50 Myr) through all phases of central nuclear burning, ending their life as Type II SNe with different characteristics depending on the progenitor mass. For a Salpeter IMF the core-collapse supernova rate can be related to the stellar birthrate according to

$$\text{SNR}_{\text{II}}(t) = \frac{R_{125} \frac{dm}{dt}(m)}{\int_{0.1}^{8} \frac{dm}{dt}(m)} = 0.0074 \frac{(t)}{\text{Myr}^{-1} \text{Mpc}^{-3}} \text{yr}^{-1} \text{Mpc}^{-3} \quad (3)$$

It is worth noting at this stage that our model predictions for the frequency of Type II events are largely independent of the assumed IMF. This follows from the fact that the rest-frame UV continuum emission { which is used as an indicator of the instantaneous star formation rate } from all but the oldest galaxies is entirely dominated by massive stars on the main sequence, the same stars which later give origin to a Type II SN.

The specific evolutionary history leading to a Type Ia event remains instead an unsettled question. SNIa are believed to result from the explosion of C-O white dwarfs (WDs) triggered by the accretion of material from a companion, the nature of which is still unknown (see Ruiz-Lapuente et al. 1997 for a recent review). In a double degenerate (DD) system, for example, such elusive companion is another WD: the exploding WD reaches the Chandrasekhar limit and carbon ignition occurs at its center (Iben & Tutukov 1984). In the single degenerate (SD) model instead, the companion is a nondegenerate, evolved star that fills its Roche lobe and pours hydrogen or helium onto the WD (Whelan &

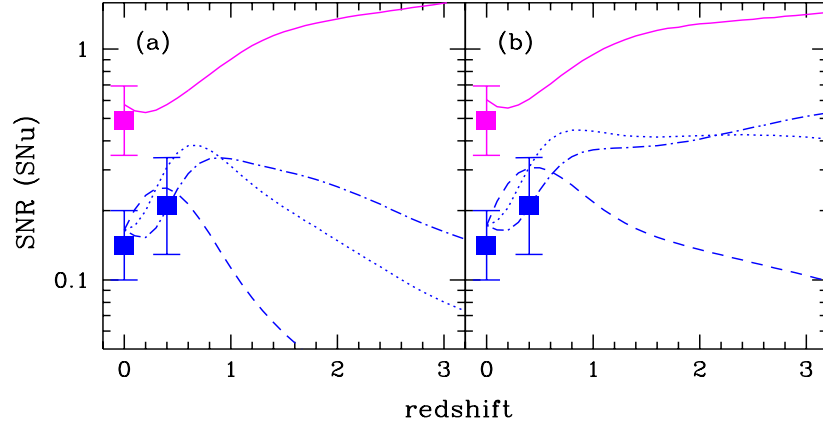


Figure 2. Predicted Type Ia and II(+ Ib/c) rest-frame frequencies as a function of redshift (from Madau et al. 1997b). The rates are normalized to the emitted blue luminosity density. Solid line: SN II rate. Dashed-dotted line: SN Ia rate with $\tau = 0.3$ Gyr. Dotted line: SN Ia rate with $\tau = 1$ Gyr. Dashed line: SN Ia rate with $\tau = 3$ Gyr. The data points with error bars have been derived from the measurements of Cappellaro et al. (1997), Tammann et al. (1994), Evans et al. (1989), and Pain et al. (1997), and have been weighted according to the local blue luminosity function by spectral type of Heyl et al. (1997). (a) Model predictions for the merging scenario of Figure 1a. (b) Same for the monolithic collapse scenario of Figure 1b.

Iben 1973; Iben & Tutukov 1984). While in the latter the clock for the explosion is set by the lifetime of the primary star, and, e.g., by how long it takes to the companion to evolve and fill its Roche lobe, in the former it is controlled by the lifetime of the primary star and by the time it takes to shorten the separation of the two WDs as a result of gravitational wave radiation. The evolution of the rate depends then, among other things, on the unknown mass distribution of the secondary binary components in the SD model, or on the distribution of the initial separations of the two WDs in the DD model.

To shed light into the identification issue and, in particular, on the clock-mechanism for the explosion of Type Ia's, a more empirical approach will be adopted here. I will parametrize the rate of Type Ia's in terms of a characteristic explosion timescale, τ , which defines an explosion probability per WD assumed to be independent of time t and an explosion efficiency, ϵ . The former accounts for the time it takes in the various models to go from a newly born (primary) WD to the SN explosion itself: a spread of "delay" times results from the combination of a variety of initial conditions, such as the mass ratio of the binary system, the distribution of initial separations, the influence of metallicity on the mass transfer rate and accretion efficiency, etc. The latter simply accounts for the fraction of stars in binary systems that, because of unfavorable initial conditions, will never undergo a SN Ia explosion. We consider as possible

progenitors all systems in which the primary star has an initial mass higher than $m_{\text{min}} = 3M_{\odot}$ (initial mass $0.72M_{\odot}$, Weidemann 1987) and lower than $m_{\text{max}} = 8M_{\odot}$: stars less massive than $3M_{\odot}$ will not produce a catastrophic event even if the companion has comparable mass, while stars more massive than $8M_{\odot}$ will undergo core collapse, generating a Type II explosion.

With these assumptions the rate of Type Ia events at any one time will be given by the sum of the explosions of all the binary WDs produced in the past that have not had the time to explode yet, i.e.

$$\text{SNR}_{\text{Ia}}(t) = \frac{R_0 \int_0^{t-t_m} (t') dt' R_{m_{\text{max}}} \exp(-\frac{t-t'}{t_m}) (m) dm}{(m) dm}; \quad (4)$$

where $m_c = \max[m_{\text{min}}; m(t')]$, $m(t') = (10 \text{ Gyr} - t')^{0.4}$ is the minimum mass of a star that reaches the WD phase at time t' , and $t_m = 10 \text{ Gyr} m^{-2.5}$ is the standard lifetime of a star of mass m (all stellar masses are expressed in solar units). For a fixed initial mass m , the frequency of Type Ia events peaks at an epoch that reflects an "effective" delay $t' + t_m$ from stellar birth. A prompt (smaller) explosion results in a higher SN Ia rate at early epochs.

4. Comparison with the Data

Observed rates of SNe are normally given in units of SNU, one SNU corresponding to 1 SN per 100 years per $10^{10} L_B$. Since a galaxy luminosity depends on H_0 , there is a factor h_{50}^2 involved in the inferred SN frequencies. In Figure 2 we show the predicted Type Ia and II(± Ib/c) rest-frame frequencies as a function of redshift. Expressed in SNU, the Type II rate is basically proportional to the ratio between the UV and blue galaxy luminosity densities, and is therefore independent of cosmology. Unlike the SN frequency per unit volume, which will trace the evolution of the stellar birthrate, the frequency of Type II events per unit blue luminosity is a monotonic increasing function of redshift, and depends only weakly on the assumed star formation history. The Type Ia rates plotted in the figure assume characteristic "delay" timescales after the collapse of the primary star to a WD equal to $\tau = 0.3; 1$ and 3 Gyr , which virtually encompass all relevant possibilities. The SN Ia explosion efficiency was left as an adjustable parameter to reproduce the observed ratio of SN II to SN Ia explosion rates in the local Universe, $\text{SNR}_{\text{II}}/\text{SNR}_{\text{Ia}} = 3.5$, $5\% < \tau < 10\%$ for the adopted models. Note how, relative to the merging scenario, the monolithic collapse model predicts SN Ia rates (in SNU) that are, in the $\tau = 0.3 \text{ Gyr}$ case, a factor of 1.6 and 4.9 higher at $z = 2$ and 4 , respectively.

5. Conclusions

We have investigated the link between SN statistics and galaxy evolution. Using recent estimates of the star formation history of field galaxies and a simple model for the evolutionary history of the binary system leading to a Type Ia event, I have computed the theoretical Type Ia and Type II SN rates as a function of cosmic time. Our main results can be summarized as follows.

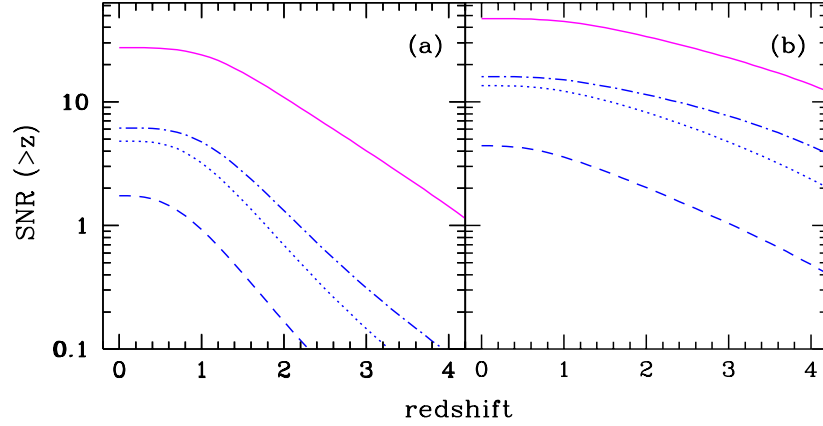


Figure 3. Predicted cumulative number of Type Ia and II(± Ib/c) SNe above a given redshift z in a $4^{\circ} \times 4^{\circ}$ field (from Madau et al. 1997b). Solid line: Type II's. Dashed-dotted line: Type Ia's with $\tau = 0.3$ Gyr. Dotted line: Type Ia's with $\tau = 1$ Gyr. Dashed line: Type Ia's with $\tau = 3$ Gyr. The effect of dust extinction on the detectability of SNe has not been included in the models. (a) Model predictions for the merging scenario of Figure 1a. (b) Same for the monolithic collapse scenario of Figure 1b.

At the present epoch, the predicted Type II(± Ib/c) frequency appears to match quite well, to within the errors, the observed local value. The SN II rate is a sensitive function of the lower mass cutoff of the progenitors, m_1 . Values as low as $m_1 = 6 M_{\odot}$ (Chiosi et al. 1992) or as high as $m_1 = 11 M_{\odot}$ (Nomoto 1984) have been proposed in the literature: adopting a lower mass limit of 6 or 11 M_{\odot} would increase or reduce our Type II rates by a factor 1.5, respectively.

At low and intermediate redshifts, a comparison between the predicted and observed rates shows that the best match is obtained for a class of Type Ia progenitors in which the explosion epoch is delayed by a characteristic timescale ~ 0.5 Gyr after the collapse of the primary stars to a WD, and a SN Ia efficiency of order 5–10%. A careful measurement of SN rates in the range $0.5 < z < 1.5$ would dramatically improve our understanding of the nature and physics of SN Ia explosions. Ongoing searches and studies of distant SNe (Gamavich et al. 1997; Perlmutter et al. 1997) should provide these rates in the next few years.

At higher redshifts, $2 < z < 4$, the detection of Type II SNe must await the Next Generation Space Telescope (NGST). A SN II has a typical peak magnitude $M(B) \sim -17$ (e.g. Patat et al. 1994): placed at $z = 3$, such an event would give rise to an observed flux at $1.8 \mu\text{m}$ of 15 nJy. At this wavelength, the imaging sensitivity of an 8m NGST is 1 nJy (10^4 s exposure and

10 σ detection threshold), while the moderate resolution ($\lambda/\delta\lambda = 1000$) spectroscopic limit is about 50 times higher (10^5 s exposure per resolution element and 10 σ detection threshold) (Stockman et al. 1997). The several weeks period of peak rest-frame blue luminosity would be stretched by a factor of $(1+z)$ to few months. Figure 3 shows the cumulative number of Type II events expected per year per $4^{\circ} \times 4^{\circ}$ field. Depending on the history of star formation at high redshifts, the NGST should detect between 7 (in the merging model) and 15 (in the monolithic collapse scenario) Type II SNe per field per year in the interval $2 < z < 4$, therefore providing a way to distinguish between different scenarios of galaxy formation. The possibility of detecting Type II SNe at $z > 5$ from an early population of galaxies has been investigated by Mirkala-Escude & Rees (1997). By assuming these are responsible for the generation of all the metals observed in the Lyman- α forest at high redshifts, a high baryon density ($\Omega_b h_{50}^2 = 0.1$), and an average metallicity of 0.01Z, Mirkala-Escude & Rees estimate the NGST should observe about 16 SNe II per field per year with $z > 5$. Note, however, that a metallicity smaller by a factor ~ 10 compared to the value adopted by these authors has been recently derived by Songaila (1997). For comparison, the models discussed in this talk predict between 1 and 10 Type II SNe per field per year with $z > 4$.

References

- Baugh, C.M., Cole, S., Frenk, C.S., & Lacey, C.G. 1997, *ApJ*, in press (astro-ph/9703111)
- Bruzual, A.G., & Charlot, S. 1997, in preparation
- Cappellaro, E., Turatto, M., Tsvetkov, D.Yu., Bartunov, O.S., Pollas, C., Evans, R., & Hamuy, M. 1997, *A & A*, 322, 431
- Chiosi, C., Bertelli, G., & Bressan, A. 1992, *ARA & A*, 30, 235
- Connolly, A.J., Szalay, A.S., Dickinson, M.E., Subbarao, M.U., & Brunner, R.J. 1997, *ApJ*, 486, L11
- Cowie, L.L., Songaila, A., Hu, E.M., & Cohen, J.G. 1996, *AJ*, 112, 839
- Eggen, O.J., Lynden-Bell, D., & Sandage, A.R. 1962, *ApJ*, 136, 748
- Ellis, R.S., Colless, M., Broadhurst, T., Heyl, J., & Glazebrook, K. 1996, *MNRAS*, 280, 235
- Evans, R., van den Bergh, S., & McCullure, R.D. 1989, *ApJ*, 345, 752
- Gardner, J.P., Sharples, R.M., Frenk, C.S., & Carrasco, B.E. 1997, *ApJ*, 480, L99
- Gamovich, P.M., et al. 1997, *ApJ*, in press (astro-ph/9710123)
- Heyl, J., Colless, M., Ellis, R.S., & Broadhurst, T. 1997, *MNRAS*, 285, 613
- Iben, I. Jr., & Renzini, A. 1983, *ARA & A*, 21, 271
- Iben, I. Jr., & Tutukov, A. 1984, *ApJS*, 54, 535
- Lilly, S.J., LeFevre, O., Hammer, F., & Crampton, D. 1996, *ApJ*, 460, L1
- Madau, P., Della Valle, M., & Panagia, N. 1997b, submitted to the *ApJ*

- Madau, P., Ferguson, H. C., Dickinson, M. E., Giavalisco, M., Steidel, C. C., & Fruchter, A. 1996, *MNRAS*, 283, 1388
- Madau, P., Pozzetti, L., & Dickinson, M. E. 1997a, *ApJ*, in press (astro-ph/9708220)
- Miralda-Escude, J., & Rees, M. J. 1997, *ApJ*, 478, L57
- Nomoto, K. 1984, *ApJ*, 277, 791
- Pain, R., et al. 1997, *ApJ*, 473, 356
- Patat, R., Barbon, R., Cappellaro, E., Turatto, M. 1994, *A & A*, 282, 731
- Perlmutter, S., et al. 1997, *Nature*, in press (astro-ph/9712212)
- Pettini, M., Smith, L. J., King, D. L., & Hunstead, R. W. 1997a, *ApJ*, 486, 665
- Pettini, M., Steidel, C. C., Dickinson, M., Kellogg, M., Giavalisco, M., & Adelberger, K. L. 1997b, in *The Ultraviolet Universe at Low and High Redshift*, ed. W. W. Waller, (Woodbury: AIP Press), in press (astro-ph/9707200)
- Ruiz-Lapuente, P., Canal, R., & Burkert, A. 1997, in *Thermonuclear Supernovae*, ed. P. Ruiz-Lapuente, R. Canal, & J. Isern (Dordrecht: Kluwer), p. 205
- Songaila, A. 1997, *ApJ*, 490, L1
- Steidel, C. C., Giavalisco, M., Pettini, M., Dickinson, M. E., & Adelberger, K. 1996, *ApJ*, 462, L17
- Stockman, H. S., Stiavelli, M., Im, M., & Mather, J. C. 1997, in *Science with the Next Generation Space Telescope*, ed. E. Smith & A. Koratkar (ASP Conf. Ser.), in press
- Tammann, G. A., Loer, W., & Schroder, A. 1994, *ApJS*, 92, 487
- Treyer, M. A., Ellis, R. S., Milliard, B., & Donas, J. 1997, in *The Ultraviolet Universe at Low and High Redshift*, ed. W. W. Waller, (Woodbury: AIP Press), in press (astro-ph/9706223)
- van den Bergh, S., & Tammann, G. A. 1991, *ARA & A*, 29, 363
- Weidemann, V. 1987, *A & A*, 188, 74
- Whelan, J., & Iben, I. Jr. 1973, *ApJ*, 186, 1007
- White, S. D. M., & Frenk, C. S. 1991, *ApJ*, 379, 25
- Williams, R. E., et al. 1996, *AJ*, 112, 1335
- Woltjer, L. 1997, *A & A*, 328, L29
- Yungelson, L., & Livio, M. 1997, *ApJ*, in press (astro-ph/9711201)