

## HYDRODYNAMIC COLLIMATION OF YSO JETS

ADAM FRANK

Department of Physics and Astronomy,  
Bausch and Lomb Building, University of Rochester,  
Rochester, NY 14627-0171, USA

AND

GARRELT MELLEMA

Stockholm Observatory, S-13336 Saltsjöbaden, Sweden

Abstract. We present the results of numerical hydrodynamic models for the collimation of outflows from young stellar objects. We show that the presence of a toroidal environment can lead to efficient formation of jets and bipolar outflows from initially uncollimated central winds. The interaction between the wind and the environment leads to two types of collimation, one which is dominated by radiative cooling effects, and one which works when cooling is less efficient. We describe the two types of jets as they appear in the simulations and we suggest a description for the long term evolution of these structures in more realistic time-dependent wind sources.

## 1. Introduction

The physical processes behind the origin of the subjects of this conference, HH jets, clearly still requires a lot of study. Observations are, however, taking us closer to the young stars and it seems well established that for low mass stars the only way to generate the observed momentum and energy in the jets and outflows is to have some form of MHD process accelerate material into a wind. Beyond this realization it is still not clear what type of MHD process is at work: is it the interaction of stellar magnetosphere with the inner edge of the accretion disk (the so-called X-wind model, Shu et al. 1994); or a centrifugally driven wind coming off the inner parts of the accretion disk (Konigl, 1989; Pudritz, 1991)? It should also be realized that for massive stars the situation is quite different; there the driving

force behind the wind may be the stellar radiation. It is also not clear if all MHD models can produce well collimated jets on the observed length scales, something which was also recently pointed out in a numerical study by Románova et al. (1996).

Based on these concerns we propose to separate the issues of wind acceleration and jet and bipolar outflow collimation. We believe such a distinction is useful as it allows us to address issues such as the relation between jets and outflows in a focused way and allows the possibility that the acceleration processes may be different in low and high mass stars.

In this work we study the collimating properties of the environment. Our approach is related to the earlier work on hydrodynamic collimation, such as DeLaval nozzles (Konigl, 1982; Raga & Canto, 1989). Such models have fallen out of favor because of length scale requirements (Konigl & Ruden, 1993) and stability considerations (Koo & McKee, 1992). We have found however that these objections do not hold when considering the time-dependent evolution of these types of flow.

The background to our present study is the high degree of collimation found when studying the interaction of a stellar wind with a toroidal environment in the context of the formation of aspherical Planetary Nebulae (PNe) (Icke et al., 1992). The mechanism has been called "Shock-Focused Inertial Confinement" (SFIC). In the SFIC mechanism it is the inertia of a toroidal environment rather than its thermal pressure, which produces a bipolar wind-blown bubble. In our studies of bipolar PNe formation we found the bubble's wind shock (which decelerates the wind) takes on an aspherical, prolate geometry (Eichler, 1982; Icke et al., 1992). The radially streaming central wind strikes this prolate shock obliquely focusing it towards the polar axis and initiating jet collimation. Other effects such as instabilities along the walls of the bubble, help to maintain the collimation of the shocked wind flow.

This mechanism was first applied to the case of young stars by Frank & Noriega-Crespo (1994), and more recently by Frank & Mellema (1996) (henceforth Paper 1) and Mellema & Frank (1997) (henceforth Paper 2). A related study is the one by Peter & Eichler (1995).

## 2. Numerical Method

To study the collimating effects of the environment we choose the case where the central wind is maximally uncollimated, i.e. perfectly spherical. This can be considered the worse case scenario for MHD winds since most mechanisms will result in some degree of focusing towards the axis. The central protostellar wind is fixed in an inner sphere of cells on the computational grid. The relevant input parameters are simply the mass loss rate

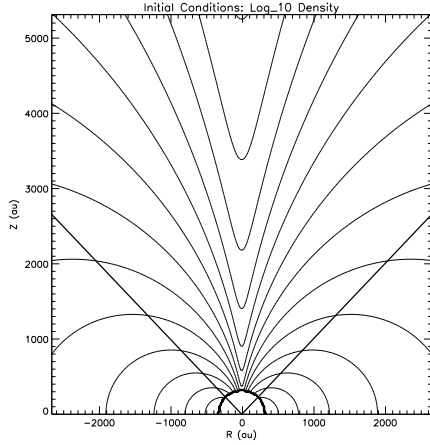


Figure 1. Initial density distribution. Shown are the  $\log_{10}$  contours of density from Eq. 1 with an equator to pole contrast  $q = 70$ . The two solid lines show the angle at which  $\rho = \rho_{\text{max}}/5$  ( $90^\circ$ ). These occur at  $\theta = 45^\circ$  making the opening angle of the density distribution  $90^\circ$ .

$M_w$  and velocity  $V_w$  in the wind.

For the environment we choose a density distribution with a toroidal shape. Such toroidal density distributions are theoretically expected for the collapse of a rotating cloud (Tereby, Shu & Cassen, 1984), a flattened filament (Hartmann, Calvet, & Boss, 1996), or a magnetized cloud (Li & Shu, 1996). These are admittedly all axis-symmetric models, and it would be interesting to see how this holds under more general conditions. Lucas & Roche (1997) present some observational evidence for toroidal environments of proto-stars.

The actual form of the toroid we use is given by

$$\rho(R; \theta) = \frac{M_a}{4 R^2} \left( \frac{2GM}{R} \right)^{\frac{1}{2}} f_1 - \frac{1}{6} [13P_2(\cos(\theta)) - 1] g \quad (1)$$

in which  $R$  is the spherical radius (we will use  $r$  to denote the cylindrical radius). In Eq. 1  $M_a$  is the accretion mass loss rate and  $M$  is the mass of the star. Equation 1 is a modified form of Eq. 96 from Tereby, Shu & Cassen (1984) (originally derived by Ulrich 1976). We use it here because it produces the required toroidal geometry as well as having the  $R^{\frac{3}{2}}$  radial dependence, appropriate to a freely falling envelope. The parameter  $f_1$  determines the flattening of the cloud, which we prefer to quantify with the density contrast  $q$ , the ratio between the density at the equator and at the pole. We note that this density distribution is actually very similar to the solution found by Li & Shu (1996) for a magnetized cloud. The shape of

this density distribution is shown in Fig. 1, which serves to illustrate that the opening angle of the toroid is actually quite wide. A more detailed description of the initial conditions can be found in Paper 1.

The evolution of this system is followed by solving numerically for the well-known Euler equations, including a source term in the energy equation to account for radiative losses. The numerical method used to solve these equations is based on the Total Variation Diminishing (TVD) method of Harten (1983) as implemented by Ryu et al (1995). For cooling we used the standard coronal cooling curve of Dalgarno & McCray (1972). Details of the methods and the implementation of cooling can be found in Paper 2.

### 3. Results without cooling

In Paper 1 we presented the results of simulations without cooling. Although this is not a realistic assumption in most cases, we considered it to be a good first step. The fact that some of the features of the non-cooling jets also appear in the simulations with cooling (see below), justifies this approach.

Figure 2 shows a typical result from Paper 1. The outflow and environment parameters are:  $\dot{M}_w = 10^{-7} M_\odot \text{ yr}^{-1}$ ,  $V_w = 200 \text{ km s}^{-1}$ ,  $\dot{M}_a = 10^{-5} M_\odot \text{ yr}^{-1}$ ,  $q = 70$ .

The collimated outflow that forms has all the usual features expected for gaseous jets: bow and jet shocks; turbulent cocoons; crossing shocks and internal Mach disks. In Paper 1 we demonstrated that the outflow pattern has characteristics of both a supersonic jet and a wind-blown bubble, something which may be important for understanding the connection between jets and molecular outflows. These simulations also showed that strong collimation is principally achieved by the refraction of outflow vectors across the aspherical wind shock. Even a small degree of asphericity in the wind shock (a ratio between equatorial and polar shock positions smaller than 0.8) is sufficient to produce strong outflow focusing (cf. Icke 1988).

### 4. Results with cooling

In Paper 2 we presented the results of simulations with radiative cooling included. Although the cooling is only implemented in a simplified way (by using a coronal cooling curve) this should still recover the most important dynamical effects of the cooling.

A typical sequence can be seen in Fig. 3. In this simulation the outflow has a velocity of  $350 \text{ km s}^{-1}$  and a mass loss rate of  $10^{-7} M_\odot \text{ yr}^{-1}$ . The environment has a pole to equator contrast of 70, and an accretion rate  $\dot{M}_a = 10^{-6} M_\odot \text{ yr}^{-1}$ . We find that the evolution of the outflow proceeds in two phases. First a dense cool jet forms ( $t = 62$  years), followed at later

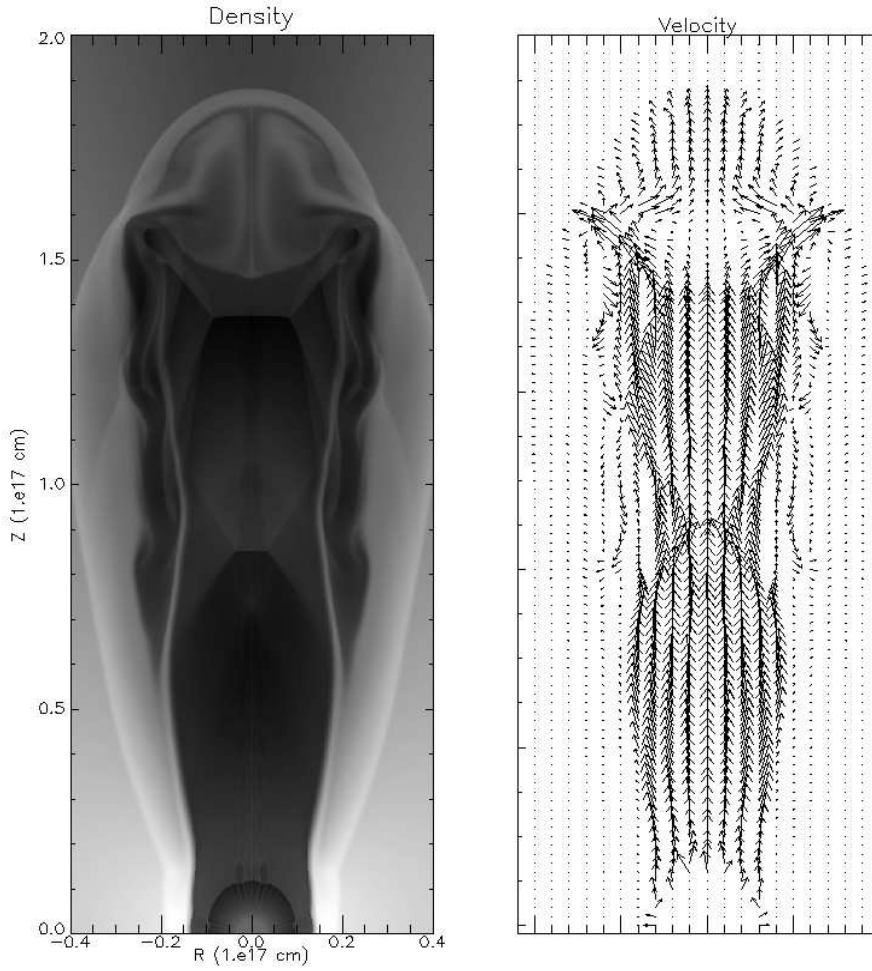


Figure 2. Density and velocity for a non-cooling model. Shown are a gray scale map of  $\log_{10}(\rho)$  and a map of velocity vector field for model A after 1035 years of evolution. In the density map dark (light) shades correspond to low (high) densities. In the velocity field map vectors in the inner, freely expanding wind zone have not been plotted. Thus the "first shell" of vectors maps out the wind shock.

times by a lower density, hot jet ( $t > 100$  years). This second, hot jet' is similar to the jets found in the non-cooling calculations of Paper 1.

The formation of this 'cool jet' early in the evolution is an interesting new effect seen in these radiative simulations. It forms when the bubble is still mostly radiative and its formation mechanism appears to be

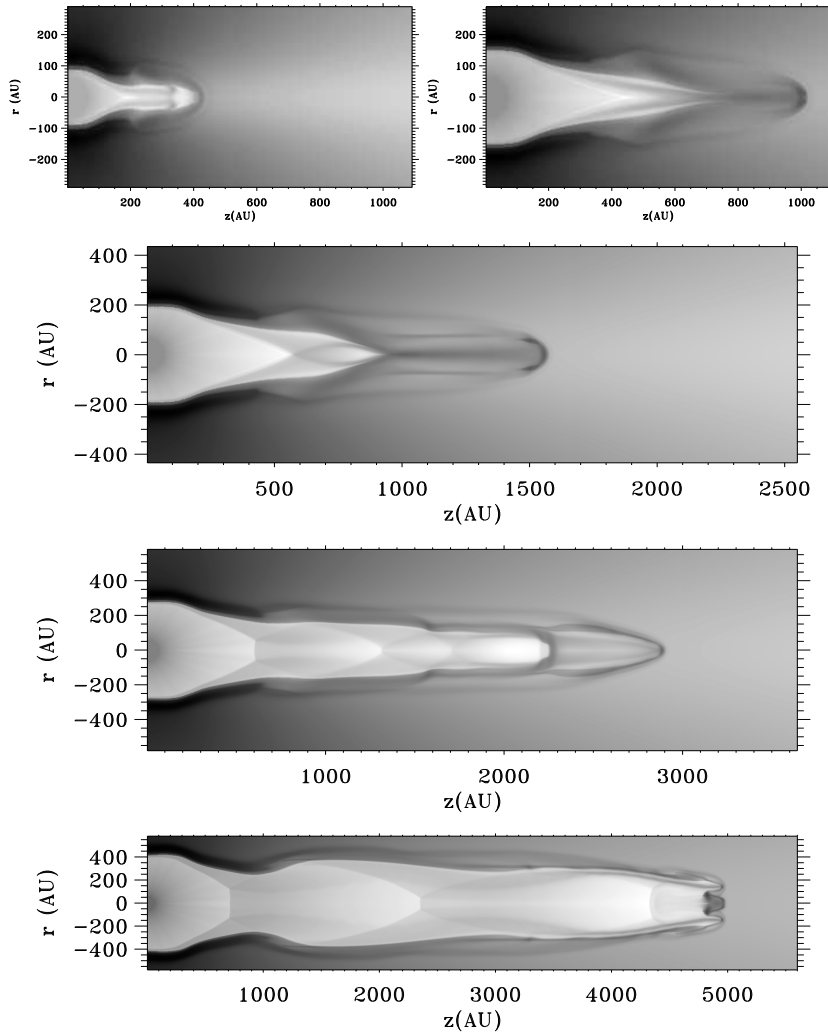


Figure 3. Density evolution for a cooling simulation. The grey scales show  $\log_{10}$  contours for times  $t = 25, 62, 87, 137, 225$  years. The darker shades are higher density. One sees the initial radiative phase, the development of the 'cool jet' and the development of the 'hot jet'.

the same as that of the "converging conical flows" originally proposed by Canto & Rodriguez (1980), and later studied analytically and numerically by Canto, Tenorio-Tagle & Rozyczka (1988) and Tenorio-Tagle, Canto & Rozyczka (1988). When the thermal energy produced at the wind shock is completely lost to radiation the post-shock flow collapses and the only path available for the shocked wind is to slide along the contact disconti-

nity towards the poles of the bubble, leading to converging conical flows. The collision of fluid parcels at the poles produces a shock wave where the transverse velocity components are lost and a narrow well collimated beam or jet of dense, cool gas is formed.

In general one can say that hydrodynamic collimation is more effective when cooling is included, which given that most of the sideward expansion is due to thermal pressure is not too surprising. Another effect that helps in achieving better collimation is that due to radiative losses the wind shock is much more aspherical, leading to very efficient focusing. In fact even during the hot jet phase the focusing is so strong that at some positions the flow stays supersonic across the wind shock.

The duration of the cool jet phase depends very much on the efficiency of the cooling, and hence on the velocity of the outflow and the density of the wind and the environment. In deeply embedded objects which have higher densities than we used in the model presented here, the cool jet will last much longer, and a hot jet may never form.

## 5. The Effect of Wind Variability

The results from the previous section demonstrate that strong collimation can be achieved from a purely hydrodynamic interaction between winds and protostellar environments. But to apply this model to young stars we must account for the time scales inherent to YSO jets and molecular outflows (assuming that jets are connected to the outflows, Chemin et al. 1994). Recent deep exposure in ages of HH jets such as HH 34 (Bally & Devine, 1994) and HH 46/47 (Heathcote et al., 1996) reveal multiple bow shocks that imply jet lifetimes of many thousands of years or more. In addition, the molecular outflows have dynamical lifetimes on the order of  $10^3$  to  $10^5$  years (Bachiller, 1996).

Because our bubbles are not in pressure equilibrium with the environment, they will continue to grow in the lateral direction, leading to wide jets at later times. In order to account for the observed jet widths, this expansion has to be restricted. An attractive means for stopping this equatorial growth comes directly from the observations. As was mentioned above many HH jets show clear signs of variations in velocity along the jet beam. In the most extreme case the jet appears to be temporarily shut off, which explains the multiple bow-shock structures. In the HH 34 superjet Bally & Devine (1994) find a periodicity in the beam with a period between 300 and 900 years. In addition smaller scale variations with periods  $< 100$  years are seen in many HH jet beams (Morse, private communication). It is reasonable that the velocity variations in the jet beam are a measure of velocity variations in the source material of the jet. There might also be

links with FU Orionis outbursts or related events, which occur on similar time scales as the ones mentioned above (see Robbins Bell, this volume)

One can therefore envisage a scenario where the wind-blown bubble is driven by a time-variable wind. In our simulations we did not include the effect of either gravity or the inward directed accretion flow. Both of these effects will decelerate the flow and constrain the bubble, particularly near the equator where the bubble radius is small so that the accretion velocity ( $\propto R^{-0.5}$ ) and gravitational force density is high.

We developed a simple model for the interaction of a periodic stellar wind with an accreting environment. The model assumes spherical symmetry and strong radiative losses from the wind and ambient shocks so that we can use a thin shell approximation. The equations for mass and momentum conservation for a shell of mass  $M_s$  and radius  $R_s$  are

$$\frac{dR_s}{dt} = V_s \quad (2)$$

$$\frac{dM_s}{dt} = 4 R_s^2 \rho_w(R_s) (V_w - V_s) + 4 R_s^2 \rho_a(R_s) (V_s + V_a) \quad (3)$$

$$\frac{dM_s V_s}{dt} = 4 R_s^2 \rho_w(R_s) V_w (V_w - V_s) - 4 R_s^2 \rho_a(R_s) V_a (V_s + V_a) - \frac{GM_s M_s}{R_s^2} \quad (4)$$

(Volk & Kwok, 1985). Here  $\rho_a$  and  $V_a$  are the radially dependent accretion flow density and velocity. These equations can be rewritten in the form of a simple set of coupled ODEs. We solved the ODEs using a 4th order Runge-Kutta method with an adaptive step-size. For the variable wind we used a sinusoidal variation with an amplitude of 100.  $M_w$  is kept constant, but we have also tried the case in which  $M_w$  varies in the same way as  $V_w$ , which gives similar results.

The parameters for the wind and the environment are the same as in for the model shown in Sect. 4. Other details of the model can be found in Paper 2. We assume that before the start of the integration, the bubble was set in motion, perhaps by an energetic episodic outburst from the protostar. This initial condition gives a total energy in the shell of  $10^{40}$  ergs which is more than five orders of magnitude less than what is released in a typical FU Orionis outburst (Hartmann & Kenyon, 1996).

The results for variable winds with periods of  $\tau_w = 10^6, 500, 400, 300$  and 200 years are shown in Fig. 4. For the constant wind ( $\tau_w = 10^6$  years) the bubble expands monotonically although it does experience changes in velocity due to accretion ram pressure and gravitational forces. When the wind is allowed to vary these forces produce dramatic changes in the bubble's evolution. For all four variation periods we see that the expansion of bubble can be reversed ( $V_s < 0$ ) for some time. For longer periods the bubble gains enough momentum before the wind enters a minimum to either



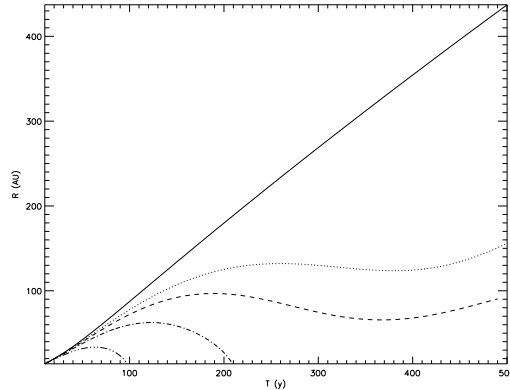


Figure 4. Evolution of spherical wind blown bubbles in accretion environment. Shown are the radius of 5 bubbles driven winds with different periods as a function of time. Solid line corresponds to a period of  $P = 10^6$  years. Dotted line:  $P = 500$  years. Dashed line:  $P = 400$  years. Dashed-dot line:  $P = 300$  years. Dashed-dot-dot line:  $P = 200$  years.

continue a slow expansion ( $\tau_w = 500$  years) or maintain a constant average radius ( $\tau_w = 400$  years). For shorter periods the bubble is "crushed" during the wind's quiescent phase. Note that we ended the calculation if the shock radius  $R_s$  became smaller than  $10^{12}$  cm.

From these results we conclude that, in principle, time varying winds can produce wind-blown bubbles whose size does not increase beyond some upper limit. If these bubbles produce jets through the hydrodynamic mechanisms described above, the model age and collimation scales can be made consistent with observations. We imagine that during a periodic increase in mechanical luminosity the YSO will begin driving a bubble which in turn produces collimated jets. As the wind speed varies the bubble either oscillates around some average radius (producing variations in the jet beam) or it collapses entirely. Jet production begins again when the momentum in the wind has increased enough to produce another bubble.

## 6. Connection to observations

The results so far can be considered as physical experiments rather than models for specific observed objects, since there are several important effects which we have left out of the numerical simulations (gravity, accretion flow, rotation). Clearly the next step should be to include these, and also to add microphysics and diagnostics to make predictions of observables, similarly to the work of Frank & Mellem (1994) and Suttner et al (1997). This will allow us to check whether the cool jets reproduce the observables in terms

of temperature and density and in how far the hot jet can be observed.

There are however already two observational results in support of the model. Firstly the detection of non-thermal radio emission from the source W 3(OH) (Reid et al., 1995). These authors found strong synchrotron emission arising at the center of a linear chain of maser sources. Recent high resolution images show the synchrotron emission actually appears as a two sided jet emanating from the geometric center of the two maser flows (Wilner et al., 1997). Such a morphology is likely to occur from first-order Fermi acceleration at strong shocks around the central object.

Secondly a geometry very reminiscent of the converging conical flows has been observed in the proto-planetary nebulae He 3-1475 (Harrington, private communication), an object which is producing collimated outflows with velocities of several times  $100 \text{ km s}^{-1}$  (Riera et al., 1995).

## 7. Conclusions

The interaction of an outflow with a toroidal environment is an efficient means to collimate unfocused or wide-angle winds.

The interaction gives rise to two jet phases, an initial 'cool jet', which forms due to converging conical flows at the top of the bubble, and a later 'hot jet' which forms when cooling starts to be less efficient. The cool jet is dense and is the one which should be most easily observed. Both the variability and the longevity of the jets could be explained by a model in which the outflow is time-dependent, producing a series of cool jets.

The occurrence of non-thermal emission in some radio jets can be seen as supporting our model, since its production requires strong shocks.

Acknowledgments: The authors gratefully acknowledge Dong-Su Ryu for making the TVD code available to us. We also benefited from discussions with Alberto Noriega-Crespo, Alex Raga, Mark Ried, Tom Jones. This work was supported by the Minnesota Supercomputer Institute.

## References

- Bachiller, R., 1996, *ARAAS*, 34, 111
- Bally, J., Devine, D., 1994, *ApJ*, 428, L65
- Canto, J., Rodriguez, L.F., 1980, *ApJ*, 239, 982
- Canto, J., Tenorio-Tagle, G., Rozyczka, M., 1988, *A & A*, 192, 287
- Chemin, L.M., Masson, C.R., DalPino, E.M., Benz, W., 1994, *ApJ*, 426, 204
- Dalgarno, A., McCray, R., 1972, *ARAAS*, 10, 375
- Eichler, D., 1982, *ApJ*, 263, 571
- Frank, A., Noriega-Crespo, A., 1994, *A & A*, 290, 643
- Frank, A., Mellem, G., 1994, *ApJ*, 430, 800
- Frank, A., Mellem, G., 1996, *ApJ*, 472, 684 (Paper 1)

- Harten, A., 1983, *J. Comp. Phys.*, 49, 357
- Hartmann, L., Calvet, N., Boss, A., 1996, *ApJ*, 464, 387
- Hartmann, L., Kenyon, S., 1996, *ARA A*, 34, 207
- Heathcote, S., Morse, J., Hartigan, P., Reipurth, B., Schwartz, R., Bally, J., Stone, J., 1996, *AJ* 112, 1141
- Henriksen, R., Pustkin, V., Mirabel I., 1991 *A & A*, 248, 221
- Icke, V., 1988, *A & A*, 202, 177
- Icke, V., Balick, B., Frank, A., 1992, *A & A*, 253, 224
- Ip, W. H., 1995, *A & A*, 300, 283
- Konigl, A., 1982 *ApJ*, 261, 115
- Konigl, A., 1989 *ApJ*, 342, 208
- Konigl, A., Ruden, S.P. 1993, in "Protostars and Planets III", E.H. Levy, J.I. Lunine (eds). Univ. of Arizona Press. p. 641
- Koo, B., McKee, C.F., 1992, *ApJ*, 388, 103
- Li, Z., & Shu, F., 1996, *ApJ*, 472, 211
- Lucas, P.W., Roche, P.F., 1997, *MNRAS* in press
- Mellem, G., Eulderink, F., Icke, V., 1991, *A & A*, 252, 718
- Mellem, G., Frank, A., 1997, submitted to *MNRAS* (Paper 2)
- Peter, W., Eichler, D., 1995, *ApJ*, 438, 244
- Pudritz, R.E., 1991, in "The Physics of Star Formation and Early Stellar Evolution", C.J. Lada and N.D. Kylas (eds). NATO ASI Series, Kluwer, Dordrecht. p. 365
- Raga, A.C., Canto, J., 1989 *ApJ*, 344, 404
- Reid, M.J., Aragon, A.L., Masson, C.R., Menten, K.M., Moran, J.M., 1995, *ApJ*, 443, 238
- Riera, A., Garcia-Laro, P., Manchado, A., Pottasch, S.R., Raga, A.C., 1995, *A & A*, 302, 137
- Romanova, M., Ustyugova, G., Koldoba, A., Chechetkin, V., Lovelace, R., 1996, preprint
- Ryu, D., Brown, G.L., Ostriker, J.P., Loeb, A., *ApJ*, 452, 364
- Shu, F., Najjata, J., Ostriker, E., Wilkin, F., Ruden, S., Lizano, S., 1994, *ApJ*, 429, 781
- Suttner, G., Smith, M.D., Yorke, H.W., Zinnecker, H., 1997, *A & A*, 318, 595
- Tenorio-Tagle, G., Canto, J., Rozyczka, M., 1988, *A & A*, 202, 256
- Tereby, S., Shu, F., Cassen, P., 1984, *ApJ*, 286, 529
- Ulrich, R.K., 1976, *ApJ*, 210, 377
- Volk, K., Kwok, S., 1985, *A & A*, 153, 79
- Wilner, D.J., Reid, M.J., Menten, K.M., Moran, J.M., in: Poster proceedings of IAU Symposium 182 on Herbig-Haro Objects and the Birth of Low Mass Stars, F.M. Abel, A. Castets (eds). Obs. de Grenoble. p. 193