

Why CMB physics?

Massimo Giovannini¹

Centro "Enrico Fermi", Via Panisperna 89/A, 00184 Rome, Italy

Department of Physics, Theory Division, CERN, 1211 Geneva 23, Switzerland

Abstract

The aim of these lectures is to introduce some basic problems arising in gravitation and modern cosmology. Along the discussion the guiding theme is provided by the phenomenological and theoretical properties of the Cosmic Microwave Background (CMB). These lectures have been prepared for a regular PhD course of the University of Milan-Bicocca.

¹email address: massimo.giovannini@cern.ch

Contents

1	Electromagnetic emission of the observable Universe	5
1.1	Motivations and credits	5
1.2	Electromagnetic emission of the Universe	5
1.3	The black-body spectrum and its physical implications	8
1.4	A bit of history of CMB observations	10
1.5	The entropy of the CMB and its implications	13
1.6	The time evolution of the CMB temperature	14
2	From CMB to the standard cosmological model	17
2.1	The standard cosmological model (SCM)	17
2.1.1	Homogeneity and isotropy	18
2.1.2	Perfect barotropic fluids	19
2.1.3	Friedmann-Lemaître equations	22
2.2	Matter content of the SCM	25
2.3	The future of the Universe	26
2.4	The past of the Universe	30
2.4.1	Hydrogen recombination	31
2.4.2	Coulomb scattering: the baryon-electron fluid	33
2.4.3	Thomson scattering: the baryon-photon fluid	34
3	Problems with the standard cosmological model	37
3.1	The horizon problem	38
3.2	The spatial curvature problem	40
3.3	The entropy problem	41
3.4	The structure formation problem	42
3.5	The singularity problem	43
4	Beyond the SCM	45
4.1	The horizon and the flatness problems	45
4.2	Classical and quantum fluctuations	49
4.3	The entropy problem	51
4.4	The problem of geodesic completeness	53
5	Essentials of inflationary dynamics	55

5.1	Fully inhomogeneous Friedmann-Lemaître equations	55
5.2	Inhomogeneous evolution of a scalar field	60
5.3	Classification(s) of inhomogeneous backgrounds	62
5.4	Exact inhomogeneous backgrounds	63
5.5	Slow-roll dynamics	65
5.6	Slow-roll parameters	66
6	Inhomogeneities in FRW models	69
6.1	Decomposition of inhomogeneities in FRW Universes	69
6.2	Gauge issues for the scalar modes	71
6.3	Evolution of the tensor modes and superadiabatic amplification	73
6.4	Quantum mechanical description of the tensor modes	75
6.5	Spectra of relic gravitons	81
6.6	More on the quantum state of cosmological perturbations	83
7	A primer in CMB anisotropies	87
7.1	Tensor Sachs-Wolfe effect	87
7.2	The scalar Sachs-Wolfe effect	89
7.3	Scalar modes in the pre-decoupling phase	91
7.4	CDM-radiation system	93
7.5	Adiabatic and non-adiabatic modes	96
8	Improved fluid description of pre-decoupling physics	103
8.1	The general four components plasma	103
8.2	Tight coupling between photons and baryons	105
8.3	A particular example: the adiabatic solution	106
8.4	Numerical solutions in the tight coupling approximation	107
9	Kinetic hierarchies of multipole moments	111
9.1	Collisionless Boltzmann equation	112
9.2	Boltzmann hierarchy for massless neutrinos	114
9.3	Brightness perturbations of the radiation field	116
9.3.1	Visibility function	120
9.3.2	Line of sight integrals	120
9.3.3	Angular power spectrum and observables	122

9.4	Tight coupling expansion	125
9.4.1	Zeroth order in the tight coupling expansion: acoustic oscillations	126
9.4.2	Solutions of the evolution of monopole and dipole	128
9.4.3	Simplistic estimate of the sound horizon at decoupling	129
9.4.4	First order in tight coupling expansion: polarization	131
10	Early initial conditions?	135
10.1	Scalar modes induced by a minimally coupled scalar field	136
10.1.1	From gauge-dependent to gauge-invariant descriptions	137
10.1.2	Curvature perturbations and scalar normal modes	138
10.2	Exercise: Spectral relations	140
10.2.1	Some slow-roll algebra	140
10.2.2	Tensor power spectra	142
10.2.3	Scalar power spectra	144
10.2.4	Consistency relation	145
A	The concept of distance in cosmology	147
A.1	The proper coordinate distance	147
A.2	The redshift	148
A.3	The distance measure	149
A.4	Angular diameter distance	151
A.5	Luminosity distance	152
A.6	Horizon distances	153
A.7	Few simple applications	153
B	Kinetic description of hot plasmas	154
B.1	Generalities on thermodynamic systems	154
B.2	Fermions and bosons	156
B.3	Thermal, kinetic and chemical equilibrium	158
B.4	An example of primordial plasma	159
B.5	Electron-positron annihilation and neutrino decoupling	161
B.6	Big-bang nucleosynthesis (BBN)	162
C	Scalar modes of the geometry	164
C.1	Scalar fluctuations of the Einstein tensor	164

C.2	Scalar fluctuations of the energy-momentum tensor(s)	165
C.3	Scalar fluctuations of the covariant conservation equations	167
C.4	Some algebra with the scalar modes	168

1 Electromagnetic emission of the observable Universe

1.1 Motivations and credits

The lectures collected in the present paper have been written on the occasion of a course prepared for the Phd program of the University of Milan-Bicocca. Following the kind invitation of G. Marchesini and C. Destri I have been very glad of presenting a logical collection of topics selected among the physics of Cosmic Microwave Background (CMB in what follows). While preparing these lectures I have been faced with the problems usually encountered in trying to introduce the conceptual foundations of a rapidly growing field. To this difficulty one must add, as usual, that the cultural background of Phd students is often diverse: not all Phd students are supposed to take undergraduate courses in field theory, general relativity or cosmology. Last year, during the whole summer semester, I used to teach a cosmology course at the technical school of Lausanne (EPFL). Using a portion of the material prepared for that course, I therefore summarized the essentials needed for a reasonably self-contained presentation of CMB physics. While I hope that this compromise will be appreciated, it is also clear that a Phd course, for its own nature, imposes a necessary selection among the possible topics.

In commencing this script I wish also to express my very special and sincere gratitude to G. Coconi and E. Picasso. I am indebted to G. Coconi for his advices in the preparation of the first section. I am indebted to E. Picasso for sharing his deep knowledge of general relativity and gravitational physics and for delightful discussions which have been extremely relevant both for the selection of topics and for the overall spirit of the course. The encouragement and comments of L. Alvarez-Gaume have been also greatly appreciated.

While lecturing in Milan I had many stimulating questions and comments on my presentations from L. Girardello, G. Marchesini, P. Nason, S. Penati and C. Oleari. These interesting comments led to an improvement of the original plan of various lectures. I also wish to express my gratitude for the discussions with the members of the astrophysics group. In particular I acknowledge very interesting discussions with G. Sironi on the low-frequency measurements of CMB distortions and on the prospects of polarization experiments. I also thank S. Bonometto and L. Colombo for stimulating questions and advices. Last but not least, I really appreciated the lively and pertinent questions of the Phd students attending the course. In particular, it is a pleasure to thank A. Amati, S. Alioli, C. A. Ratti, E. Re and S. Spinelli.

1.2 Electromagnetic emission of the Universe

In the present section, after a general introduction to black body emission, the question reported in the title of this paper will be partially answered. The whole observable Universe will therefore be approached, in the first approximation, as a system emitting electromagnetic radiation. The topics to be treated in the present section are therefore the following:

electromagnetic emission of the Universe;

the black-body spectrum and its physical implications;

a bit of history of the CMB observations;

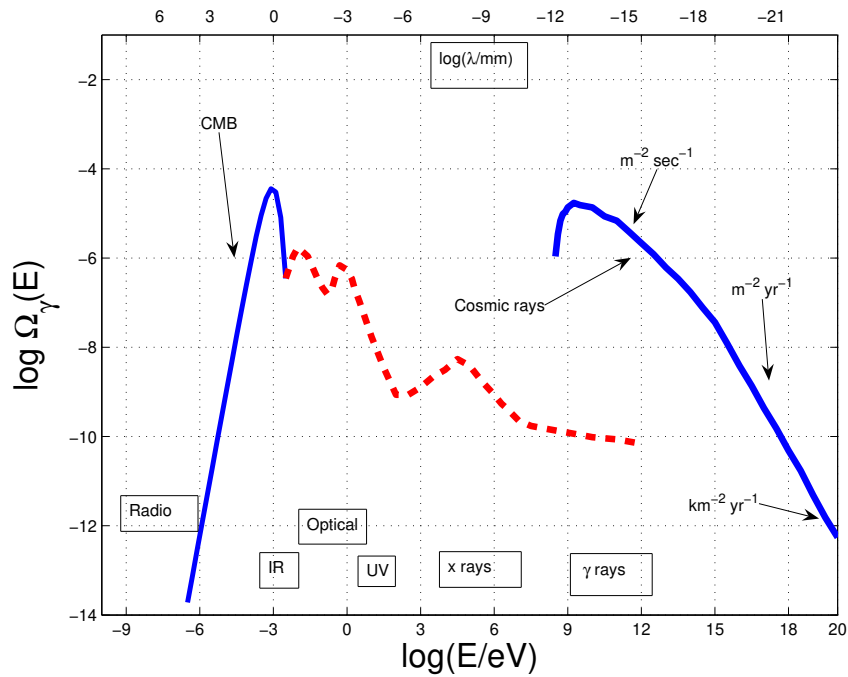


Figure 1: The (extragalactic) electromagnetic emission is illustrated. On the vertical axis the logarithm (to base 10) of the emitted energy density is reported in units of Ω_{crit} (see Eq. (1.6)). The logarithm of energy of the photons is instead reported on the horizontal axis. The wavelength scale is inserted at the top of the plot. The cosmic ray spectrum is included for comparison and in the same units used to describe the electromagnetic contribution.

the entropy of the CMB and its implications;

the time evolution of the CMB temperature.

All along these lectures the natural system of units will be adopted. In this system $\hbar = c = k_B = 1$. In order to pass from one system of units to the other it is useful to recall that

$$\hbar c = 197.327 \text{ MeV fm};$$

$$k_B = 8.617 \times 10^{-5} \text{ eV};$$

$$(\hbar c)^3 = 0.389 \text{ GeV}^2 \text{ mbarn};$$

$$c = 2.99792 \times 10^{10} \text{ cm/sec}.$$

In Fig. 1 a rather intriguing plot summarizes the electromagnetic emission of our own Universe. Only the extra-galactic emissions are reported. On the horizontal axis we have the logarithm of the energy of the photons (expressed in eV). On the vertical axis we reported the logarithm (to base 10) of $\Omega_\gamma(E)$ which is the energy density of the emitted radiation in critical units and per logarithmic interval of photon momentum (see, for instance, Eq. (1.8)). For comparison also the associated wavelength of the emitted radiation is illustrated (see the top of the figure) in units of mm. Figure 1 motivates the choice of studying accurately the properties of CMB. Moreover, it can be also argued that the properties of CMB encode, amusingly enough, not only the successes of the standard cosmological model but also its potential drawbacks.

In Fig. 1 the maximum of (E) is located for a wavelength of the mm (see the scale of wavelengths at the top of Fig. 1) corresponding to typical energies of the order² of 10^{-3} eV. In the optical and ultraviolet range of wavelengths the energy density drops of almost two orders of magnitude. In the x-rays (i.e. 10^{-6} m $< \lambda < 10^{-9}$ m) the energy density of the emitted radiation drops of more than three orders of magnitude in comparison with the maximum. The x-ray range corresponds to photon energies $E > \text{keV}$. In the γ -rays (i.e. 10^{-9} m $< \lambda < 10^{-12}$ m) the spectral amplitude is roughly 5 orders of magnitude smaller than in the case of the millimeter maximum. The range of γ -rays occurs for photon energies $E > \text{GeV}$.

While the CMB represents 0.93 of the extragalactic emission, the infra-red and visible part give, respectively, 0.05 and 0.02. The x-ray and γ -ray branches contribute, respectively, by $2.5 \cdot 10^{-4}$ and $2.5 \cdot 10^{-5}$. The CMB is therefore the 93 % of the total extragalactic emission. The CMB spectrum has been discovered by Penzias and Wilson [1] (see also [2]) and predicted, on the basis of the hot big-bang model, by Gamow, Alpher and Herman (see, for instance, [3]). Wavelengths as large as mm lead to an emission which is highly anisotropic and will not be treated here as a cosmological probe. In any case, for mm we are in the domain of the radio-waves whose analysis is of utmost importance for a variety of problems including, for instance, large scale magnetic fields (both in galaxies and in clusters) [4], pulsar astronomy [5] and, last but not least, extraction of CMB foregrounds. In fact it should be mentioned that also our own galaxy is an efficient emitter of electromagnetic radiation. Since our galaxy possesses a magnetic field, it emits synchrotron radiation as well as thermal bremsstrahlung. A very daring project that will probably be at the forefront of radio-astronomical investigations during the next 10 years is SKA (Square Kilometer Array) [6]. While the technical features of the instrument cannot be thoroughly discussed in the present contribution, it suffices to notice that the collecting area of the instrument, as the name suggests, will be of 10^6 m^2 . The design of SKA will probably allow full sky surveys of Faraday Rotation and better understanding of galactic emission³.

In Fig. 1 the spectrum of the cosmic rays is also reported, for comparison. This inclusion is somehow arbitrary since the cosmic rays of moderate energy are known to come from within the galaxy. However, it is useful to plot also this quantity to compare the energy density of the cosmic rays to the energy density of the CMB. The energy density of the cosmic rays is, roughly, of the same order of the energy density of the CMB. For energies smaller than 10^{15} eV the rate is approximately of one particle per m^2 and per second. For energies larger than 10^{15} eV the rate is approximately of one particle per m^2 and per year. The difference in these two rates corresponds to a slightly different spectral behaviour of the cosmic ray spectrum, the so-called knee. Finally, for energies larger than 10^{18} eV, the rate of the so-called ultra-high-energy cosmic rays (UHECR) is even smaller and of the order of one particle per km^2 and per year. The sudden drop in the flux corresponds to another small change in the spectral behaviour, the so-called ankle. In the forthcoming years the spectrum above the ankle will be scrutinized by the AUGER experiment [7, 8].

In the parametrization chosen in Fig. 1 the cosmic ray spectrum does not decrease as E^{-3} but rather as E^{-2} . The rationale for this difference stems from the fact that, in the parametrization of Fig. 1 we plot the energy density of cosmic rays per logarithmic interval of E while, in the standard

² In natural units $\hbar = c = k_B = 1$ we have $E_k = \hbar \omega = \hbar c k$ and that $k = 2\pi/\lambda = 2\pi/\hbar c E_k$. So $E_k = k$ and $\lambda = 2\pi/E_k$.

³ We will not enter here in the vast subject of CMB foregrounds. It suffices to appreciate that while the spectrum of synchrotron increases with frequency, for wavelengths shorter than the mm the emission is dominated by thermal dust emission whose typical spectrum decreases with frequency. It is opinion of the author that a better understanding of the spectral slope of the synchrotron would be really needed (not only from extrapolation). This seems important especially in the light of forthcoming satellite missions.

parameterization the plot is in terms of $d_{\text{crays}} = dE$. It is important to stress that while the CMB represents the 93 % of the extragalactic emission, the diffuse x-ray and γ -ray backgrounds are also of utmost importance for cosmology. Various experiments have been dedicated to the study of the x-ray background such as ARIEL, EINSTEIN, GINGA, ROSAT and, last but not least, BEPPO-SAX, an x-ray satellite named after Giuseppe (Beppo) Occhialini. Among γ -ray satellites we shall just mention COMPTON, EGRET and the forthcoming GLAST.

1.3 The black-body spectrum and its physical implications

According to Fig. 1, in the mm range the electromagnetic spectrum of the Universe is very well fitted by a black-body spectrum: if we would plot the error bars magnified 400 times they would still be hardly distinguishable from the thickness of the curve. Starting from the discovery of Penzias and Wilson [1] various groups confirmed, independently, the black-body nature of this emission (see below, in this section, for an oversimplified account of the intriguing history of CMB observations). As it is well known the black-body has the property of depending only upon one single parameter which is the temperature T of the photon gas at the thermodynamic equilibrium. Such a temperature is given by

$$T = 2.725 \pm 0.001 \text{ K} \quad (1.1)$$

According to Wien's law $T = 2.897 \times 10^3 \text{ m K}$. Thus, as already remarked the wavelength of the maximum will be $\lambda_{\text{max}} = 1.06 \text{ mm}$. For a photon gas in thermodynamic equilibrium the energy density of the emitted radiation is given by

$$d = g \int_0^\infty \frac{d^3 k}{(2\pi)^3} \bar{n}_k; \quad (1.2)$$

where g is the number of intrinsic degrees of freedom ($g = 2$ in the case of photons) and \bar{n}_k is the Bose-Einstein occupation number:

$$\bar{n}_k = \frac{1}{e^{E_k/T} - 1}; \quad (1.3)$$

Since in natural units, $E_k = k = \hbar\omega$, the energy density of the emitted radiation per logarithmic interval of frequency is given by:

$$\frac{d}{d \ln k} = \frac{1}{2} \frac{k^4}{e^{k/T} - 1}; \quad (1.4)$$

Equation (1.4) allows also to compute the total (i.e. integrated) energy density ρ_{rad} . The differential spectrum (1.4) can then be referred to the integrated energy density expressed, in turn, in units of the critical energy density. From Eq. (1.4) the integrated energy density of photons is simply given by

$$\rho_{\text{rad}} = \frac{T^4}{2} \int_0^\infty \frac{x^3}{e^x - 1} dx = \frac{\pi^4}{15} T^4; \quad (1.5)$$

where the ratio $x = k/T$ has been defined and where the integral in the second equality is given by $\int_0^\infty \frac{x^3}{e^x - 1} dx = 15$.

A useful way of measuring energy densities is to refer them to the critical energy density of the Universe (see section 2 for a more detailed discussion of this important quantity). According to the present data it seems that the critical energy density indeed coincides with the total energy density of the Universe. This is just because experimental data seem to favour a spatially flat Universe. The critical energy density today is given by:

$$\rho_{\text{crit}} = \frac{3H_0^2}{8G} = 1.88 \times 10^{-29} \text{ h}_0^2 \text{ g cm}^{-3} = 1.05 \times 10^{-5} \text{ h}_0^2 \text{ GeV cm}^{-3}; \quad (1.6)$$

where h_0 (often assumed to be 0.7 for the purpose of numerical estimates along these lectures) measures the indetermination on the present value of the Hubble parameter $H_0 = 100 \text{ km sec}^{-1} \text{ Mpc}^{-1} h_0$. From the second equality appearing in Eq. (1.6), recalling that the proton mass is $m_p = 0.938 \text{ GeV}$, it is also possible to deduce

$$\rho_{\text{crit}} = 5.48 \frac{h_0^2}{0.7} \frac{m_p}{\text{m}^3}; \quad (1.7)$$

showing that, the critical density is, grossly speaking, the equivalent of 6 proton masses per cubic meter.

From Eqs. (1.4) and (1.6) we can obtain the energy density of photons per logarithmic interval of energy and in critical units, i.e.

$$(\kappa) = \frac{1}{\rho_{\text{crit}}} \frac{d}{d \ln k}; \quad (1.8)$$

Recalling that $E_k = k$ (and neglecting the subscript) we have that

$$(\kappa) = \frac{15}{4} \frac{x^4}{e^x - 1}; \quad (1.9)$$

where

$$x = \frac{E}{T} = 4.26 \cdot 10^3 \frac{E}{\text{eV}}; \\ \eta_0 = \frac{(t_0)}{\rho_{\text{crit}}} = 2.471 \cdot 10^5 h_0^2; \quad (1.10)$$

The quantities (κ) and η_0 are physically different: η_0 is the ratio between the total (present) energy density of CMB photons and the critical energy density and it is independent on the frequency. It can be explicitly verified that, inserting the numerical value of T and ρ_c (i.e. Eqs. (1.1) and (1.6)), the figure of Eq. (1.10) is swiftly reproduced.

The spectrum of Eq. (1.9) can be also plotted in terms of the frequency. Recalling that, in natural units, $\omega = 2\pi k$ and that

$$x = \frac{k}{T} = 0.01765 \frac{\omega}{\text{GHz}}; \quad (1.11)$$

the spectrum (κ) is reported in Fig. 2. It should be borne in mind that the CMB spectrum could be distorted by several energy-releasing processes. These distortions have not been observed so far. In particular we could wonder if a sizable chemical potential is allowed. The presence of a chemical potential will affect the Bose-Einstein occupation number which will become, in our rescaled notations $\bar{n}_k^B = (e^{x+\mu} - 1)^{-1}$. Now the experimental data imply that $|\mu| < 9 \cdot 10^{-5}$ (95% C.L.).

It is useful to mention, at this point, the energy density of the CMB in different units and to compare it directly with the cosmic ray spectrum as well as with the energy density of the galactic magnetic field. In particular we will have that

$$\rho_B = \frac{15}{4} T^4 = 2 \cdot 10^{51} \frac{T^4}{2.725} \text{ GeV}^4; \quad (1.12)$$

$$\rho_B = \frac{B^2}{8} = 1.36 \cdot 10^{52} \frac{B^2}{3 \text{ G}} \text{ GeV}^4; \quad (1.13)$$

From Eqs. (1.12) and (1.13) it follows that the CMB energy density is roughly comparable with the magnetic energy density of the galaxy. Furthermore $\rho_{\text{crays}} \ll \rho_B$.

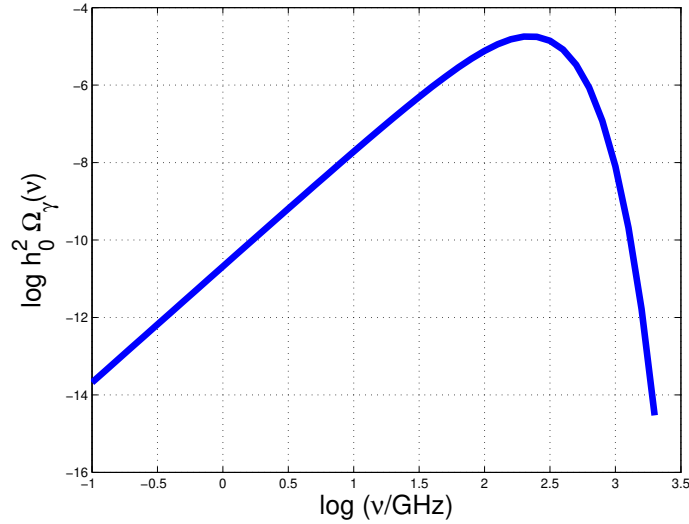


Figure 2: The CMB logarithmic energy spectrum here illustrated in terms of the frequency.

1.4 A bit of history of CMB observations

The black-body nature of CMB emission is one of the cornerstones of the Standard cosmological model whose essential features will be introduced in section 2. The first measurement of the CMB spectrum goes back to the work of Penzias and Wilson [1]. The Penzias and Wilson measurement referred to a wavelength of 7.35 cm (corresponding to 4.08 GHz). They estimated a temperature of 3.5 K. Since the Penzias and Wilson measurement the black-body nature of the CMB spectrum has been investigated and confirmed for a wide range of frequencies extending from 0.6 GHz [10] (see also [11]) up to 300 GHz. The history of the measurements of the CMB temperature is a subject by itself which has been reviewed in the excellent book of B. Patridge [12]. Before 1990 the measurements of CMB properties have been conducted always through terrestrial antennas or even by means of balloon borne experiments. In the nineties the COBE satellite [13, 14, 15, 16, 17, 18, 19, 20] allowed to measure the properties of the CMB spectrum in a wide range of frequencies including the maximum (see Fig. 2). The COBE satellite had two instruments: FIRAS and DMR.

The DMR was able to probe the angular power spectrum⁴ up to $l \approx 26$. As the name says, DMR was a differential instrument measuring temperature differences in the microwave sky. The angular resolution of a given instrument, i.e. θ , is related to the maximum multipole probed in the sky according to the approximate relation $\theta \approx \pi/l$. Consequently, since the angular resolution of COBE was 7° , the maximum l accessible to that experiment was $l \approx 180^\circ/7^\circ \approx 26$. Since the angular resolution of WMAP is 0.23° , the corresponding maximum multipole probed by WMAP will be $l \approx 180^\circ/0.23^\circ \approx 783$. Finally, the Planck experiment, to be soon launched will achieve an angular resolution of 5° , implying $l \approx 180^\circ/5^\circ \approx 2160$.

After the COBE mission, various experiments attempted the exploration of smaller angular separation, i.e. larger multipoles. A definite convincing evidence of the existence and location of the first peak in the CMB spectrum came from the Boomerang [21, 22], DASI [23] and MAXIMA [24] ex-

⁴While the precise definition of angular power spectrum will be given later on, here it suffices to recall that $l(l+1)C_l \approx (2\pi)^2$ measures the degree of inhomogeneity in the temperature distribution per logarithmic interval of l . Consequently, a given multipole l can be related to a given spatial structure in the microwave sky: small l will correspond to low wavenumbers, high l will correspond to larger wave-numbers.

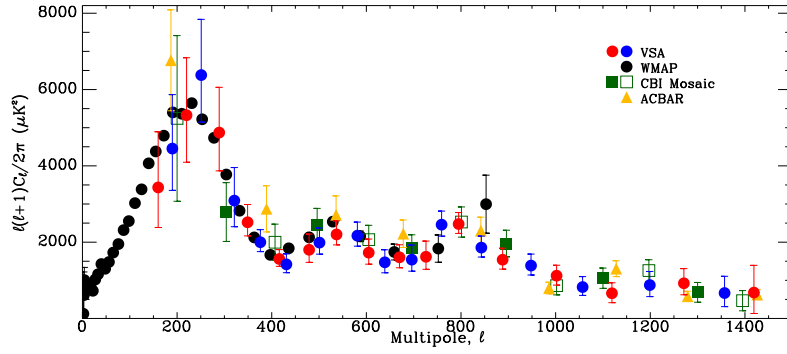


Figure 3: Some CMB anisotropy data are reported (figure adapted from [27]): WMAP data (filled circles); VSA data (shaded circles) [28]; CBI data (squares) [35, 36]; ACBAR data (triangles) [37].

periments. Both Boomerang and Maxima were balloon borne (bolometric) experiments. DASI was a ground based interferometer. The data points of these last three experiments explored multipoles up to 1000, determining the first acoustic oscillation (in the jargon the first Doppler peak) for $l \approx 220$. Another important balloon borne experiment was Archeops [25] providing interesting data for the region characterizing the first rise of the C_l spectrum. Some other useful references on earlier CMB experiments can be found in [26].

The C_l spectrum, as measured by different recent experiments is reported in Fig. 3 (adapted from Ref. [27]). At the moment the most accurate determinations of CMB observables are derived from the data of WMAP (Wilkinson Microwave Anisotropy Probe). The first release of WMAP data are the subject of Refs. [29, 30, 31, 32]. The three-years release of WMAP data is discussed in Refs. [33, 34]. The WMAP data (filled circles in Fig. 3) provided, among other important pieces of information the precise determination of the position of the first peak (i.e. $l = 220 \pm 10$) the evidence of the second peak. The WMAP experiment also measured temperature-polarization correlations providing a distinctive signature (the so-called anticorrelation peak in the temperature-polarization power spectrum for $l \approx 150$) of primordial adiabatic fluctuations (see sections 8 and 9 and, in particular Fig. 27). To have a more detailed picture of the evolution and relevance of CMB experiments we refer the reader to Ref. [43] (for review of the pre-1994 status of the art) and Ref. [44] for a review of the pre-2002 situation). The rather broad set of lectures by Bond [45] may also be usefully consulted.

In recent years, thanks to combined observations of CMB anisotropies [29, 30], Large scale structure [38, 39], supernovae of type Ia [40], big-bang nucleosynthesis [41], some kind of paradigm for the evolution of the late time (or even present) Universe emerged. It is normally called by practitioners Λ CDM model or even, sometimes, "concordance model". The terminology of Λ CDM refers to the fact that, in this model, the dominant (present) component of the energy density of the Universe is given by a cosmological constant and a fluid of cold dark matter particles interacting only gravitationally with the other (known) particle species such as baryons, leptons, photons. According to this paradigm, our understanding of the Universe can be summarized in two sets of cosmological parameters: the first set of parameters refers to the homogeneous background, the second set of parameters to the inhomogeneities. So, on top of the indetermination on the (present) Hubble expansion rate, i.e. h_0 , there are various other parameters such as:

the (present) dark energy density in critical units⁵, i.e. $h_0^2 \Omega_0$;

the (present) cold dark matter (CDM in what follows) energy density, i.e. Ω_{c0} ;

the (present) baryon energy density, i.e. Ω_{b0} ;

the (present) photon energy density (already introduced) Ω_γ ;

the (present) neutrino energy density, i.e. Ω_ν ;

the optical depth at reionization (denoted by τ but commonly named δ_N which denotes instead, in the present lectures, the conformal time coordinate, see section 2);

the spectral index of the primordial (adiabatic) mode for the scalar perturbations n_s ;

the amplitude of the curvature perturbations A_d ;

the bias parameter (related to large scale structure).

To this more or less standard set of parameters one can also add other parameters reflecting a finer description of pre-decoupling physics:

the neutrinos are, strictly speaking, massive and their masses can then constitute an additional set of parameters;

the dark energy may not be exactly a cosmological constant and, therefore, the barotropic index of dark energy may be introduced as the ratio between the pressure of dark energy and its energy density (similar argument can entail also the introduction of the sound speed of dark energy);

the spectral index may not be constant as a function of the wave-number and this consideration implies a further parameter;

in the commonly considered inflationary scenarios there are not only scalar (adiabatic) modes but also tensor modes and this evidence suggests the addition of the relative amplitude and spectral index of tensor perturbations, i.e., respectively, r and n_T .

Different parameters can be introduced in order to account for even more daring departures from the standard cosmological lore. These parameters include

the amplitude and spectral index of primordial non-adiabatic perturbations;

the amplitude and spectral index of the correlation between adiabatic and non-adiabatic modes;

a primordial magnetic field which is fully inhomogeneous and characterized, again, by a given spectrum and an amplitude.

⁵ Instead of giving the critical fraction of the total energy density alone, it is common practice to multiply this figure by h_0^2 so that the final number will be independent of h_0 .

This list can be easily completed by other possible (and physically reasonable) parameters. We just want to remark that the non-adiabatic modes represent a whole set of physical parameters since, as it will be swiftly discussed, there are 4 non-adiabatic modes. Consequently, already a thorough parametrization of the non-adiabatic sector will entail, in its most general incarnation, 4 spectral indices, 4 spectral amplitudes and the mutual correlations of each non-adiabatic mode with the adiabatic one. Having said this it is important to stress that the lectures will not deal with the problem of data analysis (or parameter extraction from the CMB data). The purpose of the present lectures, as underlined before in this introduction, will be to use CMB as a guiding theme for the formulation of a consistent cosmological framework which might be in sight but which is certainly not yet present.

1.5 The entropy of the CMB and its implications

The pressure of black-body photons is simply $p = \frac{1}{3}\rho$. Since the chemical potential exactly vanishes in the case of a photon gas at the thermodynamic equilibrium, the entropy density of the black-body is given, through the fundamental identity of thermodynamics (see Appendix B), by

$$s = \frac{S}{V} = \frac{\rho + p}{T} = \frac{4}{45} \pi^2 T^3; \quad (1.14)$$

where S is the entropy and V is a fiducial volume. Equation (1.14) implies that the entropic content of the present Universe is dominated by the species that are relativistic today (i.e. photons) and that the total entropy contained in the Hubble volume, i.e. S is huge. The Hubble volume can be thought as the present size of our observable Universe and it is roughly given by $V_H = \frac{4}{3} H_0^{-3}$. Thus, we will have that

$$S = \frac{4}{3} s H_0^{-3} \simeq 1.43 \cdot 10^{88} \left(\frac{h_0}{0.7} \right)^3; \quad (1.15)$$

The figure provided by Eq. (1.15) is still one of the major problems of the standard cosmological model. Why is the entropy of the observable Universe so large? Note for the estimate of Eq. (1.15) it is practical to express both T and H_0 in Planck units, namely:

$$T = 1.923 \cdot 10^{32} M_P; \quad H_0 = 1.22 \cdot 10^{-61} \frac{h_0}{0.7} M_P; \quad (1.16)$$

It is clear that the huge value of the present entropy is a direct consequence of the smallness of H_0 in Planck units. This implies that $T \simeq H_0 \simeq 1.57 \cdot 10^{29}$. Let us just remark that the present estimate only concerns the usual entropy, i.e. the thermodynamic entropy. Considerations related with the validity (also in the early Universe) of the second law of thermodynamics seem to suggest that also the entropy of the gravitational field itself may play a decisive rôle. While some motivations seem to be compelling there is no consensus, at the moment, on what should be the precise mathematical definition of the entropy of the gravitational field. This remark is necessary since we should keep our minds open. It may well be that the true entropy of the Universe (i.e. the entropy of the sources and of the gravitational field) is larger than the one computed in Eq. (1.15). Along this direction it is possible to think that the maximal entropy that can be stored inside the Hubble radius r_H is of the order of a black-hole with radius r_H which would give

$$r_H^2 M_P^2 \simeq 10^{122}; \quad (1.17)$$

In connection with Eq. (1.16), it is also useful to point out that the critical density can be expressed directly in terms of the fourth power of the Planck mass, i.e. :

$$\rho_{\text{crit}} = \frac{3}{8} H_0^2 M_P^2 = 1.785 \cdot 10^{123} \frac{h_0^2}{0.7} M_P^4 : \quad (1.18)$$

The huge hierarchy between the critical energy density of the present Universe and the Planckian energy density is, again, a direct reflection of the hierarchy between the Hubble parameter and the Planck mass. Such a hierarchy would not be, by itself, problematic. The rationale for such a statement is connected to the fact that in the SCM the energy densities as well as the related pressures decrease as the Universe expands. However, it turns out that, today, the largest portion of the energy density of the Universe is determined by a component called dark energy. The term dark is a coded word of astronomy. It means that a given form of matter neither absorbs nor emits radiation. Furthermore the dark energy is homogeneously distributed and, unlike dark matter, is not concentrated in the galactic halos and in the clusters of galaxies. Now, one of the chief properties of dark energy is that it is not affected by the Universe expansion and this is the reason why it is usually parametrized in terms of a cosmological constant. Measurements tell us that $\Omega \approx 0.7$ ρ_{crit} which implies, from Eq. (1.18) that

$$\Omega \approx 1.24 \cdot 10^{123} M_P^4 : \quad (1.19)$$

Since Ω does not decrease with the expansion of the Universe, we have also to admit that Eq. (1.19) was enforced at any moment in the life of the Universe and, in particular at the moment when the initial conditions of the SCM were set. A related way of phrasing this in passe relies on the old theoretical interpretation of the cosmological constant. In old theory we do know that the zero-point (vacuum) fluctuations have an energy density (per logarithmic interval of frequency) that goes as k^4 . Now, adopting the Planck mass as the ultraviolet cut-off we would be led to conclude that the total energy density of the zero-point vacuum fluctuations would be of the order of M_P^4 . On the contrary, the result of the measurements simply gives us a figure which is 122 orders of magnitude smaller.

The expression of the black-body spectrum also allows the calculation of the photon concentration. Recalling that, in the case of photons, $dn = (k^3 n_k = 2) d \log k$ we have, after integration over k that the concentration of photons is given by

$$n = \frac{2}{2} \frac{(3)}{2} T^3 \approx 411 \text{ cm}^{-3} \quad (1.20)$$

where $\zeta(r)$ is the Riemann zeta function with argument r .

1.6 The time evolution of the CMB temperature

In summary we can therefore answer, in the first approximation, to the title of this lecture series:

in the electromagnetic spectrum the contribution of the CMB is by far larger than the other branches and constitutes, roughly, the 93 % of the whole emission;

the CMB energy density is comparable with (but larger than) the energy density of cosmic rays;

the CMB energy density is a tiny fraction of the total energy density of the Universe (more precisely 24 millionth of the critical energy density);

the CMB dominates the total entropy of the present Hubble patch: $S \sim 10^{88}$.

The fact that we observe a CMB spectrum implies that CMB photons are in thermal equilibrium at the temperature T . This occurrence strongly suggests that the evolution of the whole Universe must be somehow adiabatic. This observation is one of the cornerstones of the standard cosmological model (SCM) whose precise formulation will be given in the following section.

In a preliminary perspective, the following naive observation is rather important. Suppose that the spatial coordinates expand thanks to a time-dependent rescaling. Consequently the wave-numbers will be also rescaled accordingly, i.e.

$$\mathbf{x}_0 \rightarrow \mathbf{x} = a(t)\mathbf{x}_0; \quad k_0 \rightarrow k = \frac{k_0}{a(t)}: \quad (1.21)$$

In the jargon k_0 is commonly referred to as the comoving wave-number (which is insensitive to the expansion), while k is the physical wave-number. Consider then the number of photons contained in an infinitesimal element of the phase-space and suppose that the whole Universe expands according to Eq. (1.21). At a generic time t_1 we will then have

$$dn_k(t_1) = \bar{n}_k(t_1) d^3k_1 d^3x_1: \quad (1.22)$$

At a generic time $t_2 > t_1$ we will have, similarly,

$$dn_k(t_2) = \bar{n}_k(t_2) d^3k_2 d^3x_2: \quad (1.23)$$

By looking at Eqs. (1.22) and (1.23) it is rather easy to argue that $dn_k(t_1) = dn_k(t_2)$ provided $\bar{n}_k(t_1) = \bar{n}_k(t_2)$. By looking at the specific form of the Bose-Einstein occupation number it is clear that the latter occurrence is verified provided $k(t_1)/T(t_1) = k(t_2)/T(t_2)$. From this simple argument we can already argue an important fact: the black-body distribution is preserved under the rescaling (1.21) provided the black-body temperature scales as the inverse of the scale factor $a(t)$, i.e.

$$T_0 \rightarrow T = \frac{T_0}{a(t)}: \quad (1.24)$$

The property summarized in Eq. (1.24) holds also in the context of the SCM where $a(t)$ will be correctly defined as the time-dependent scale factor of a Friedmann-Robertson-Walker (FRW) Universe. The physical consequence of Eq. (1.24) is that the temperature of CMB photons is higher at higher redshifts (see Appendix A for a definition of redshift). More precisely:

$$T = (1+z)T_0: \quad (1.25)$$

This consequence of the theory can be tested experimentally [46]. In short, the argument goes as follows. The CMB will populate excited levels of atomic and molecular species when the energy separations involved are not too different from the peak of the CMB emission. The first measurement of the local CMB temperature was actually made with this method by using the fine structure lines of CN (cyanogen) [47]. Using the same philosophy it is reasonable to expect that clouds of other chemical elements (like Carbon, in Ref. [46]) may be sensitive to CMB photons also at higher redshifts. For instance in [46] measurements were performed at $z = 1.776$ and the estimated temperature was found to be of the order of $T(z) \sim 7.5$ K. These measurements are potentially very instructive but have

been a bit neglected, in the recent past, since the attention of the community focused more on the properties of CMB anisotropies.

For the limitations imposed to the present script it is not possible to treat in detail the very interesting physics of another important effect that gives us important informations concerning the CMB and its primeval origin. This effect should be anyway mentioned and it is called Sunyaev-Zeldovich effect [48, 49, 50]. The physics of this effect is, in a sense, rather simple. If you have a cluster of galaxies, that cluster of galaxies has a deep potential well and on the average, by the virial theorem, its kinetic motion is of the order of few keV. So some fraction of the hot gas can get ionized and we will have ionized plasma around. That plasma emits x-rays that, for instance, the ROSAT satellite has seen⁶. Now the CMB will sweep the whole space. By looking at a direction where there is nothing between the observer and the last scattering surface the radiation arrives basically unchanged except for the effect due to the expansion of the Universe. But if the observation is now made along a direction passing through a cluster of galaxies, some small fraction of the CMB photons (roughly one over 1000 CMB photons) will be scattered by the hot gas. Because the gas is actually hot, there is more probability that photons will be scattered at high energy rather than at low energy. They will also be scattered almost at isotropic angle. The bottom line is that the CMB spectrum along a line of sight that crosses a cluster of galaxies will have a slight excess of high energy photons and a slight deficiency of low energy photons. So if you see this effect (as we do) it means that the CMB photons come from behind the clusters. Some of these clusters are at redshift $0.07 < z < 1.03$. The measurements of the Sunyaev-Zeldovich effect have been attempted for roughly two decades but in the last decade a remarkable progress has been made. As already mentioned, the Sunyaev-Zeldovich effect tells that the CMB is really an extra-galactic radiation.

⁶It is actually interesting, incidentally, that from the ROSAT full sky survey (allowing to determine the surface brightness of various clusters in the x-rays), the average electron density has been determined and this allowed interesting measurements of magnetic fields inside a sample of Abell clusters.

2 From CMB to the standard cosmological model

Various excellent publications treat the essential elements of the Standard Cosmological Model (SCM in what follows) within different perspectives (see, for instance, [52, 53, 54, 55]). The purpose here will not be to present the conceptual foundations of the SCM but to introduce its main assumptions and its most relevant consequences with particular attention to those aspects and technicalities that are germane to our theme, i.e. CMB physics.

It should be also mentioned that there are a number of relatively ancient papers that can be usefully consulted to dig out both the historical and conceptual foundations of the SCM. In the 81st issue number of the "Uspekhi Fizicheskikh Nauk", on the occasion of the seventy-fifth anniversary of the birth of A.A. Friedmann, a number of rather interesting papers were published. Among them there is a review article of the development of Friedmannian cosmology by Ya. B. Zeldovich [56] and the inspiring paper of Lifshitz and Khalatnikov [57] on the relativistic treatment of cosmological perturbations.

Reference [56] describes mainly Friedmann's contributions [58]. Due attention should also be paid to the work of G. Lemaitre [59, 60, 61] that was also partially motivated by the debate with A. Eddington [62]. According to the idea of Eddington the world evolved from an Einstein static Universe and so developed "ininitely slowly from a primitive uniform distribution in unstable equilibrium" [62]. The point of view of Lemaitre was, in a sense, more radical since he suggested, in 1931, that the expansion really did start with the beginning of the entire Universe. Unlike the Universe of some modern big-bang cosmologies, the description of Lemaitre did not evolve from a true singularity but from a material pre-Universe, what Lemaitre liked to call "primordial atom" [61]. The primordial atom was a unique atom whose atomic weight was the total mass of the Universe. This highly unstable atom would have experienced some type of fission and would have divided into smaller and smaller atoms by some kind of super-radioactive processes. The perspective of Lemaitre was that the early expansion of the Universe could be a well defined object of study for natural sciences even in the absence of a proper understanding of the initial singularity. The discussion of the present section follows four main lines:

firstly the SCM will be formulated in its essential elements;

then the matter content of the present Universe will be introduced as it emerges in the concordance model;

the (probably cold) future of our own Universe will be briefly discussed;

finally the (hot) past of the Universe will be scrutinized in connection with the properties of the CMB.

Complementary discussions on the concept of distance in cosmology and on the kinetic description of hot plasmas are collected, respectively, in Appendix A and in Appendix B.

2.1 The standard cosmological model (SCM)

The standard cosmological model (SCM) rests on the following three important assumptions:

for typical length-scales larger than 50 Mpc the Universe is homogeneous and isotropic;

the matter content of the Universe can be parametrized in terms of perfect barotropic fluids;

the dynamical law connecting the evolution of the sources to the evolution of the geometry is provided by General Relativity (GR).

2.1.1 Homogeneity and isotropy

The assumption of homogeneity and isotropy implies that the geometry of the Universe is invariant for spatial rotations. In four space-time dimensions the metric tensor will have 10 independent components. Using homogeneity and isotropy the ten independent components can be reduced from 10 to 4 (having taken into account the 3 spatial rotation and the 3 spatial translations). The most general form of a line element which is invariant under spatial rotations and spatial translations can then be written as

$$ds^2 = e dt^2 - e dr^2 - e (r^2 d\theta^2 + r^2 \sin^2 \theta d\phi^2) + 2e dr dt; \quad (2.1)$$

The freedom of choosing a gauge can be exploited and the metric can be reduced to its canonical Friedmann-Robertson-Walker (FRW) form⁷:

$$ds^2 = g_{\mu\nu} dx^\mu dx^\nu = dt^2 - a^2(t) \left(\frac{dr^2}{1 - kr^2} + r^2 (d\theta^2 + \sin^2 \theta d\phi^2) \right); \quad (2.2)$$

where $g_{\mu\nu}$ is the metric tensor of the FRW geometry and $a(t)$ is the scale factor. In the parametrization of Eq. (2.2), $k = 0$ corresponds to a spatially flat Universe; if $k > 0$ the Universe is spatially closed and, finally, $k < 0$ corresponds to a spatially open Universe. The line element (2.2) is invariant under the following transformation

$$\begin{aligned} r &\rightarrow \tilde{r} = \frac{r}{r_0}; \\ a(t) &\rightarrow \tilde{a} = a(t) r_0; \\ k &\rightarrow \tilde{k} = k r_0^2; \end{aligned} \quad (2.3)$$

where r_0 is a dimensionfull constant. In the parametrization (2.3) the scale factor is dimensionfull and \tilde{k} is 0, +1 or -1 depending on the spatial curvature of the internal space. Throughout these lectures, the parametrization where the scale factor is dimensionless will be consistently employed. In Eq. (2.2) the time t is the cosmic time coordinate. Depending upon the physical problem at hand, different time parametrizations can be also adopted. A particularly useful one (especially in the study of cosmological inhomogeneities) is the so-called conformal time parametrization. In the conformal time coordinate the line element of Eq. (2.2) can be written as

$$ds^2 = g_{\mu\nu} dx^\mu dx^\nu = a^2(\eta) d\eta^2 - \frac{dr^2}{1 - kr^2} + r^2 (d\theta^2 + \sin^2 \theta d\phi^2); \quad (2.4)$$

The line element (2.2) describes a situation where the space-time is homogeneous and isotropic. It is possible to construct geometries that are homogeneous but not isotropic. The Bianchi geometries are, indeed, homogeneous but not isotropic. For instance, the Bianchi type-I metric can be written, in Cartesian coordinates, as

$$ds^2 = dt^2 - a^2(t) dx^2 - b^2(t) dy^2 - c^2(t) dz^2; \quad (2.5)$$

⁷The transition from Eq. (2.1) to Eq. (2.2) by successive gauge choices can be followed in the book of Tolman [63].

Equation (2.5) leads to a Ricci tensor that depends only on time and not on the spatial coordinates. Another, less obvious, example is given by the following line element:

$$ds^2 = dt^2 - a^2(t)dx^2 - e^{2\alpha(t)}b^2(t)dy^2 - c^2(t)dz^2; \quad (2.6)$$

For $\alpha = 1$ we get the Bianchi III line element while, for $\alpha = 2$ we obtain the Bianchi V I_1 line element [64]. In both cases the geometry is homogeneous but not isotropic. This example shows that it is a bit dangerous to infer the homogeneity properties of a given background only by looking at the form of the line element. A more efficient strategy is to scrutinize the properties of curvature invariants.

2.1.2 Perfect barotropic fluids

The material content of the Universe is often described in terms of perfect fluids (i.e. fluids that are not viscous) which are also barotropic (i.e. with a definite relation between pressure and energy-density). An example of (perfect) barotropic fluid has been already provided: the gas of photons in thermal equilibrium introduced in section 1. The energy-momentum tensor of a gas of photons can be indeed written as

$$T_{\mu\nu} = (p + \rho)u_\mu u_\nu - p g_{\mu\nu}; \quad (2.7)$$

where

$$u^\mu = \frac{dx^\mu}{ds}; \quad p = \frac{\rho}{3}; \quad g_{\mu\nu}u^\mu u^\nu = 1; \quad (2.8)$$

Equations (2.7) and (2.8) are the first example of a radiation fluid. The covariant conservation of the energy-momentum tensor can be written as

$$\nabla_\mu T^{\mu\nu} = 0; \quad (2.9)$$

where ∇_μ denotes the covariant derivative with respect to the metric $g_{\mu\nu}$ of Eq. (2.2). Using the definition of covariant derivative, Eq. (2.9) can be also written, in more explicit terms, as

$$\partial_\mu T^{\mu\nu} + T^{\mu\nu}\Gamma_{\mu\lambda}^\lambda - T^\mu_\lambda \Gamma_{\mu\nu}^\lambda = 0; \quad (2.10)$$

where

$$\Gamma_{\mu\nu}^\lambda = \frac{1}{2}g^{\lambda\sigma}(\partial_\mu g_{\nu\sigma} + \partial_\nu g_{\mu\sigma} - \partial_\sigma g_{\mu\nu}); \quad (2.11)$$

are the Christoffel connections computed from the metric tensor. In the FRW metric, Eq. (2.10) implies

$$\dot{\rho} + 3H(\rho + p) = 0; \quad (2.12)$$

where the overdot denotes a derivation with respect to the cosmic time coordinate t and

$$H = \frac{\dot{a}}{a}; \quad (2.13)$$

is the Hubble parameter. The covariant conservation of the energy-momentum tensor implies that the evolution is adiabatic, i.e. $S = 0$, where S is the entropy which, today, is effectively dominated by photons (i.e., today, $S = S_\gamma$). Recall, to begin with, that the fundamental thermodynamic identity and the first law of thermodynamics, stipulate, respectively ⁸,

$$E = TS - pV + \mu N; \quad (2.14)$$

$$dE = TdS - pdV + \mu dN; \quad (2.15)$$

⁸See Appendix B for more details on the kinetic and chemical description of hot plasmas.

In the case of the photons the chemical potential is zero. The volume V will be then given by a ducial volume (for instance the Hubble volume) rescaled through the third power of the scale factor. In analog terms one can write the energy. In formulas

$$V(t) = V_0 \frac{a^3}{a_0^3}; \quad E = V(t) \quad ; \quad (2.16)$$

Thus, using Eq. (2.16) into Eq. (2.15), we do get

$$T \frac{dS}{dt} = V_0 \frac{a^3}{a_0^3} [\quad + 3H (\quad + p)] : \quad (2.17)$$

Equation (2.17) shows that $S = 0$ provided the covariant conservation (i.e. Eq. (2.12)) is enforced. Different physical fluids will also imply different equations of state. Still, as long as the total fluid is not viscous, it is possible to write, in general terms, the total energy-momentum tensor as

$$T = (p_t + \pi_t) u_\mu u^\mu \quad p \quad ; \quad (2.18)$$

where u is the peculiar velocity field of the (total) fluid still satisfying $g_{\mu\nu} u^\mu u^\nu = 1$. For instance (see Appendix B) non-relativistic matter (i.e. bosons or fermions in equilibrium at a temperature that is far below the threshold of pair production) leads naturally to an equation of state $p = 0$ (often called dusty equation of state). Another example could be a homogeneous scalar field whose potential vanishes exactly (see section 5). In this case the equation of state is $p = -\rho$ (also called stiff equation of state, since, in this case, the sound speed coincides with the speed of light).

Viscous effects, when included, may spoil the homogeneity of the background. This is the case, for instance, of shear viscosity [52]. It is however possible to include viscous effects that do not spoil the homogeneity of the background. Two examples along this direction are the bulk viscosity effects (see [65] for the notion of bulk and shear viscosity), and the possible transfer of energy (and momentum) between different fluids of the mixture. For a single fluid, the total energy-momentum T tensor can then be split into a perfect contribution, denoted in the following by T^p , and into an imperfect contribution, denoted by T^v , i.e.

$$T = T^p + T^v ; \quad (2.19)$$

In general coordinates, and within our set of conventions, the contribution of bulk viscous stresses can be written, in turn, as [52]

$$T^v = -\zeta u_\mu u^\mu \quad r \quad u ; \quad (2.20)$$

where ζ represents the bulk viscosity coefficient [52]. The presence of bulk viscosity can also be interpreted, at the level of the background, as an effective redefinition of the pressure (or of the enthalpy). This discussion follows the spirit of the Eckart approach [66]. It must be mentioned, that this approach is phenomenological in the sense that the bulk viscosity is not modeled on the basis of a suitable microscopic theory. For caveats concerning the Eckart approach see [67] (see also [68] and references therein). The Eckart approach, however, fits with the phenomenological inclusion of a fluid decay rate that has been also considered recently for related applications to cosmological perturbation theory [69, 70]. It is interesting to mention that bulk viscous effects have been used in the past in order to provide an early completion of the SCM [71, 72, 73]. According to Eq. (2.20), bulk viscosity modifies the pressure so that the spatial components of the energy-momentum tensor can be written as

$$T_i^j = -P \delta_i^j ; \quad P = p - 3H \zeta : \quad (2.21)$$

The bulk viscosity coefficient may depend on the energy density and it can be parametrized as $\zeta = \zeta_1 \rho$ where different values of ζ_1 will give rise to different cosmological solutions [73]. This parametrization allows for various kinds of unstable quasi-de Sitter solutions [72, 71, 73]. Notice that, according to the parametrization of Eq. (2.21), the covariant conservation of the energy-momentum tensor implies that

$$\dot{\rho} + 3H(\rho + p) = 9H^2 \zeta(\rho); \quad (2.22)$$

So far it has been assumed that the energy and momentum exchanges between the different fluids of the plasma are negligible. However, there are situations (rather relevant for CMB physics) where the coupling between different fluids cannot be neglected. An example is the tight-coupling between photons and the lepton-baryon fluid which is exact well before hydrogen recombination (see sections 8 and 9). There are also situations, in the early Universe, where it is mandatory to consider the decay of a given species into another species. For instance, massive particles decaying into massless particles. Consider, for this purpose, the situation where the plasma is a mixture of two species whose associated energy-momentum tensors can be written as

$$T_a = (p_a + \rho_a)u_a u_a - p_a g; \quad T_b = (p_b + \rho_b)u_b u_b - p_b g; \quad (2.23)$$

If the fluids are decaying one into the other (for instance the a -fluid decays into the b -fluid), the covariant conservation equation only applies to the global relativistic plasma, while the energy-momentum tensors of the single species are not covariantly conserved and their specific form accounts for the transfer of energy between the a -fluid and the b -fluid:

$$\nabla_\mu T_a = -g_{\mu\nu} \Gamma (\rho_a + p_a); \quad \nabla_\mu T_b = g_{\mu\nu} \Gamma (\rho_a + p_a); \quad (2.24)$$

where the term Γ is the decay rate that can be both space- and time-dependent; in Eqs. (2.24) u represents the (total) peculiar velocity field. Owing to the form of Eqs. (2.24), it is clear that the total energy-momentum tensor of the two fluids, i.e. $T_{\text{tot}} = T_a + T_b$ is indeed covariantly conserved. Equations (2.24) can be easily generalized to the description of more complicated dynamical frameworks, where the relativistic mixture is characterized by more than two fluids. Consider the situation where the a -fluid decays as $a \rightarrow b + c$. Then, if a fraction f of the a -fluid decays into the b -fluid and a fraction $(1 - f)$ into the c -fluid, Eqs. (2.24) can be generalized as

$$\begin{aligned} \nabla_\mu T_a &= -g_{\mu\nu} \Gamma (\rho_a + p_a); \\ \nabla_\mu T_b &= f g_{\mu\nu} \Gamma (\rho_a + p_a); \\ \nabla_\mu T_c &= (1 - f) g_{\mu\nu} \Gamma (\rho_a + p_a); \end{aligned} \quad (2.25)$$

and so on. In the case of a FRW metric, Eq. (2.24) can be written in explicit terms as:

$$\dot{\rho}_a + 3H(\rho_a + p_a) + \bar{\Gamma}(\rho_a + p_a) = 0 \quad (2.26)$$

$$\dot{\rho}_b + 3H(\rho_b + p_b) - \bar{\Gamma}(\rho_a + p_a) = 0; \quad (2.27)$$

If the a -fluid is identified with dusty matter and the b -fluid with radiation we will have

$$\begin{aligned} \dot{\rho}_m + (3H + \bar{\Gamma}) \rho_m &= 0; \\ \dot{\rho}_r + 4H \rho_r - \bar{\Gamma} \rho_m &= 0; \end{aligned} \quad (2.28)$$

Note that $\bar{\Gamma}$ is the homogeneous part of the decay rate. To first-order, the decay rate may be spatially inhomogeneous and this entails various interesting consequences which will be only marginally

discussed in these lectures (see, however, [69, 70] and references therein). It is relevant to stress that, owing to the form of the FRW metric, the homogeneous decay rate entails only exchange of energy between the fluids of the mixture. To first-order, the peculiar velocity fields will also be affected and the exchange of momentum is explicit.

2.1.3 Friedmann-Lemaître equations

The third assumption of the SCM is that the evolution of the geometry is connected to the evolution of the sources through the GR equations, i.e.

$$R - \frac{1}{2} R = 8 G T ; \quad (2.29)$$

where R is the Ricci tensor, i.e.

$$R_{\mu\nu} = \partial_\mu \partial_\nu + \dots ; \quad (2.30)$$

and $R = R^\mu{}_\mu$ is the Ricci scalar. By computing the Christoffel connections Eq. (2.2) allows to determine the components of the Ricci tensor and the Ricci scalar:

$$\begin{aligned} R^0_0 &= -3(\dot{H}^2 + H^2); \\ R^j_i &= (\ddot{a}/a - 3H^2) \delta^j_i; \\ R &= -6\ddot{a}/a - 2H^2 + \frac{k}{a^2} ; \end{aligned} \quad (2.31)$$

Equation (2.29) supplemented by the covariant conservation equations form a closed set of equations that can be consistently solved once the equation of state is specified. Using Eq. (2.31) into Eq. (2.29), the Friedmann-Lemaître equations (often quoted as FL equations in what follows) are

$$H^2 = \frac{8 G}{3} \rho + \frac{k}{a^2}; \quad (2.32)$$

$$\dot{H} = -4 G (\rho + p) + \frac{k}{a^2}; \quad (2.33)$$

$$\dot{\rho} + 3H(\rho + p) = 0; \quad (2.34)$$

While Eq. (2.32) follows from the (00) component of Eq. (2.29), Eq. (2.33) is a linear combination of the (ij) and (00) components of Eq. (2.29). Eq. (2.34) follows, as already discussed, from the covariant conservation of the energy-momentum tensor. Equations (2.32), (2.33) and (2.34) are not all independent once the equation of state is specified. Sometimes a cosmological term is directly introduced in Eq. (2.29). The addition of a cosmological term entails the presence of a term at the right hand side of Eq. (2.29). In the light of forthcoming applications, it is preferable to think about the term as to a component of the total energy-momentum tensor of the Universe. Such a component will contribute to ρ and to p with

$$\rho_\Lambda = \frac{\Lambda}{8 G}; \quad p_\Lambda = -\rho_\Lambda ; \quad (2.35)$$

If the evolution of the SCM takes place for positive cosmic times (i.e. $t > 0$), the Universe expands when $\dot{a} > 0$ and contracts when $\dot{a} < 0$. If $\ddot{a} > 0$, the Universe accelerates while if $\ddot{a} < 0$ the Universe

is said to be decelerating. In the SCM the evolution of the Universe can be parametrized as $a(t) \propto t^\alpha$ where $0 < \alpha < 1$ and $t > 0$. The power α changes depending upon the different stages of the evolution. As a complementary remark it is useful to mention that, recently, cosmological models inspired by string theory try also to give a meaning to the evolution of the Universe when the cosmic time coordinate is negative, i.e. $t < 0$. What sets the origin of the time coordinate is, in this context, the presence of a curvature singularity that can be eventually resolved into a stage of maximal curvature [74, 75, 76] (see also [77, 78, 79] and references therein for some recent progress on the evolution of the fluctuations in a regularized pre-big bang background with T-duality invariant dilaton potential). In pre-big bang models it is important to extend the cosmic time coordinate also for negative values so, for instance parametrizations as $a(t) \propto (-t)^\alpha$ are meaningful. Classically there are a number of reasonable conditions to be required on the components of the energy-momentum tensor of a perfect relativistic fluid. These conditions go under the name of energy conditions and play an important role in the context of the singularity theorems that can be proved in General Relativity [80, 81]. Some of these energy conditions may be violated once the components of the energy-momentum tensor are regarded as the expectation value of the energy density and of the pressure of a quantum field [82].

The first condition, called weak energy condition (WEC) stipulates that the energy density is positive semi-definite, i.e. $\rho \geq 0$. The dominant energy condition (DEC) implies, instead, that the enthalpy of the fluid is positive semi-definite, i.e. $\rho + p \geq 0$. Finally the strong energy condition (SEC) demands that $\rho + 3p \geq 0$. According to the Hawking-Penrose theorems [80, 81], if the energy conditions are enforced the geometry will develop, in the far past, a singularity where the curvature invariants (i.e. $R^2, R_{\mu\nu}R^{\mu\nu}, R_{\mu\nu\lambda\sigma}R^{\mu\nu\lambda\sigma}$) will all diverge. If some of the energy conditions are not enforced, the geometry may still be singular if the causal geodesics (i.e. null or time-like) are past-incomplete, i.e. if they diverge at a finite value of the affine parameter. A typical example of this phenomenon is the expanding branch of de Sitter space which will be later scrutinized in the context of inflationary cosmology.

The enforcement of the energy conditions (or their consistent violation) implies interesting consequences at the level of the FL equations. For instance, if the DEC is enforced, Eq. (2.33) demands that $H' < 0$ when the Universe is spatially flat (i.e. $k = 0$). This means that, in such a case the Hubble parameter is always decreasing for $t > 0$. If the SEC is enforced the Universe always decelerates in spite of the value of the spatial curvature. Consider, indeed, the sum of Eqs. (2.32) and (2.33) and recall that $\ddot{a} = (H^2 + H')a$. The result of this manipulation will be⁹

$$\frac{\ddot{a}}{a} = -\frac{4}{3}G(\rho + 3p); \quad (2.36)$$

showing that, as long as the SEC is enforced $\ddot{a} < 0$. This conclusion can be intuitively understood since, under normal conditions, gravity is an attractive force: two bodies slow down as they move apart. The second interesting aspect of Eq. (2.36) is that the spatial curvature drops out completely. Again this aspect suggests that inhomogeneities cannot make gravity repulsive. Such a conclusion can be generalized to the situation where the FL equations are written without assuming the homogeneity of the background geometry (see section 5 for the first rudiments on this approach). A radiation-dominated fluid (or a matter-dominated fluid) respect both the SEC and the DEC. Hence, in spite of the presence of inhomogeneities, the Universe will always expand (for $t > 0$), it will always decelerate (i.e. $\ddot{a} < 0$) and the Hubble parameter will always decrease (i.e. $H' < 0$). To have an accelerated

⁹In section 5 we will see how to generalize this result to the case when the spatial gradients are consistently included in the treatment.

Universe the SEC must be violated. By parametrizing the equation of state of the fluid as $p_t = w_t \rho_t$ the SEC will be violated provided $w_t < -1/3$.

Introducing the critical density and the critical parameter at a given cosmic time t

$$\rho_{\text{crit}} = \frac{3H^2}{8G}; \quad t = \frac{t}{t_{\text{crit}}} \quad (2.37)$$

already mentioned in section 1, Eq. (2.32) can be written as

$$t = 1 + \frac{k}{a^2 H^2} : \quad (2.38)$$

Equation (2.38) has the following three direct consequences:

if $k = 0$ (spatially flat Universe), $t = 1$ (i.e. $t = t_{\text{crit}}$);

if $k < 0$ (spatially open Universe), $t < 1$ (i.e. $t < t_{\text{crit}}$);

if $k > 0$ (spatially closed Universe), $t > 1$ (i.e. $t > t_{\text{crit}}$).

Always at the level of the terminology, the deceleration parameter is customarily introduced:

$$q(t) = -\frac{a}{a H^2} : \quad (2.39)$$

Notice the minus sign in the convention of Eq. (2.39): if $q < 0$ the Universe accelerates (and if $q > 0$ the Universe decelerates). In different applications, it is important to write, solve and discuss the analog of Eqs. (2.32), (2.33) and (2.34) in the conformal time parametrization already introduced in Eq. (2.4). From Eq. (2.31)

$$\begin{aligned} R_0^0 &= \frac{3}{a^2} H^0; \\ R_i^j &= \frac{1}{a^2} H^0 + 2H^2 + 2k \delta_i^j; \\ R &= \frac{6}{a^2} H^0 + 2H^2 + k : \end{aligned} \quad (2.40)$$

Using Eq. (2.40) in Eq. (2.29) the conformal time counterpart of Eqs. (2.32), (2.33) and (2.34) become, respectively,

$$H^2 = \frac{8G}{3} a^2 \dot{t} - k; \quad (2.41)$$

$$H^2 - H^0 = 4G a^2 (\dot{t} + p_t) - k; \quad (2.42)$$

$$\dot{t} + 3H (\dot{t} + p_t) = 0; \quad (2.43)$$

where the prime denotes a derivation with respect to the conformal time coordinate and $H = \dot{a}/a$. Note that Eqs. (2.41), (2.42) and (2.43) can be swiftly obtained from Eqs. (2.32), (2.33) and (2.34) by bearing in mind the following (simple) dictionary:

$$H = \frac{\dot{a}}{a}; \quad H = \frac{1}{a^2} (H^0 - H^2); \quad (2.44)$$

2.2 Matter content of the SC M

According to the present experimental understanding our own Universe is to a good approximation spatially flat. Furthermore, the total energy density receives contribution from three (physically different) components:

$$\rho_t = \rho_M + \rho_R + \rho_\Lambda \quad (2.45)$$

Using the definition of the critical density parameter, a critical fraction is customarily introduced for every fluid of the mixture, i.e.

$$\Omega_t = \rho_t / \rho_{c0} = \Omega_M + \Omega_R + \Omega_\Lambda \quad (2.46)$$

In Eq. (2.45), ρ_M parametrizes the contribution of non-relativistic species which are today stable and, in particular, $\rho_{M0} = \rho_{c0} + \rho_{b0}$, i.e. ρ_{M0} (the present matter density) receives contribution from a cold dark matter component (CDM) and from a baryonic component¹⁰. Both components have the equation of state of non-relativistic matter, i.e. $p_c = 0$ and $p_b = 0$ and the covariant conservation of each species (see Eqs. (2.9) and (2.10)) implies

$$\dot{\rho}_b + 3H \rho_b = 0; \quad \dot{\rho}_c + 3H \rho_c = 0 \quad (2.47)$$

The term cold dark matter simply means that this component is non-relativistic today and it is dark, i.e. it does not emit light and it does not absorb light. CDM particles are inhomogeneously distributed. Dark matter may also be hot. However, in this case it is more difficult to form structures because of the higher velocities of the particles. The present abundance of non-relativistic matter can be appreciated by the following illustrative values:

$$h_0^2 \Omega_{M0} = 0.134; \quad h_0^2 \Omega_{c0} = 0.111; \quad h_0^2 \Omega_{b0} = 0.023 \quad (2.48)$$

Notice that, in Eq. (2.48) the abundances are independent on the indetermination of the Hubble parameter h_0 . For numerical estimates h_0 will be taken between 0.7 and 0.73. Concerning the set of parameters adopted in Eq. (2.48) few comments are in order. The recent WMAP three year data [33], when combined with "gold" sample of SN Ia [40] give values compatible with the ones adopted here. However, if WMAP data alone are used we would have, instead, a slightly smaller value for the critical fraction of matter, i.e. $h_0^2 \Omega_{M0} \approx 1.268$. The values of the parameters chosen here are just illustrative in order to model, in a realistic fashion, the radiation-matter transition (see subsection 2.4) which is crucial for CMB physics.

For CDM the main observational evidences come from the rotation curves of spiral galaxies, from the mass to light ratio in clusters and from CMB physics. For baryonic matter an indirect evidence stems from big-bang nucleosynthesis (BBN) (see [83] for a self-contained introduction to BBN). Indeed for temperatures smaller than 1 MeV weak interactions fall out of thermal equilibrium and the neutron to proton ratio decreases via free neutron decay. A bit later the abundances of the light nuclear elements (i.e. ^4He , ^3He , ^7Li and D) start being formed. While the discussion of BBN is rather interesting in its own right (see Appendix B for some further details), it suffices to note here that, within the SC M, the homogeneous BBN only depends, in principle upon two parameters: one is the temperature of the plasma (or, equivalently, the expansion rate) and the other is the ratio between the concentration of baryons and the concentration of photons. Recalling the expression for the concentration of CMB photons, and recalling that $\rho_b = m_b n_b$ we have

$$\Omega_{b0} = \frac{n_{b0}}{n_0} = 6.27 \cdot 10^{-10} \frac{h_0^2 \Omega_{b0}}{0.023}; \quad (2.49)$$

¹⁰The subscript 0, when not otherwise stated, denotes the present value of the corresponding quantity.

having taken the typical baryon mass of the order of the proton mass.

On top of the dark matter component, the present Universe seems to contain also another dark component which is, however, much more homogeneously distributed than dark matter. It is therefore named dark energy and satisfies an equation of state with barotropic index smaller than $-1/3$. In particular, a viable and current model of dark energy is the one of a simple cosmological term with

$$h_0^2 \Omega_0 = 0.357; \quad (2.50)$$

Notice that for a fiducial value of $h_0 \simeq 0.7$

$$\Omega_0 \simeq 0.27; \quad \Omega_c \simeq 0.22; \quad \Omega_b \simeq 0.046; \quad \Omega_\Lambda \simeq 0.73; \quad (2.51)$$

Finally, in the present Universe, as discussed in section 1 there is also radiation. In particular we will have that

$$h_0^2 \Omega_R = h_0^2 \Omega_\nu + h_0^2 \Omega_\gamma + h_0^2 \Omega_{gw}; \quad (2.52)$$

where Ω_ν denotes the contribution of neutrinos and Ω_{gw} the contribution of relic gravitons. In Eq. (2.52) we will have

$$h_0^2 \Omega_\nu = 2.47 \cdot 10^{-5}; \quad h_0^2 \Omega_\gamma = 1.68 \cdot 10^{-5}; \quad h_0^2 \Omega_{gw} < 10^{-11}; \quad (2.53)$$

The contribution of relic gravitons is, today, smaller than 10^{-11} this bound stems from the analysis of the integrated Sachs-Wolfe contribution which will be discussed later in this set of lectures (see section 7). If neutrinos have masses smaller than the meV they are today non-relativistic and, in principle, should not be counted as radiation. However, since the temperature of CMB was, in the past, much larger (as it will be discussed below), they will be effectively relativistic at the moment when matter decouples from radiation. Since, along these lectures, we will be primarily interested in the physics of CMB we will assume that neutrinos are effectively massless. To be more precise, we can say that current oscillation data require at least one neutrino eigenstate to have a mass exceeding 0.05 eV. In this minimal case $h_0^2 \Omega_\nu \simeq 5 \cdot 10^{-4}$ so that the neutrino contribution to the matter budget will be negligibly small. However, a nearly degenerate pattern of mass eigenstates could allow larger densities, since oscillation experiments only measure differences in the values of the squared masses.

2.3 The future of the Universe

From the analysis of the luminosity distance (versus the redshift) it appears that type-Ia supernovae are dimmer than expected and this suggests that at high redshifts (i.e. $z \gg 1$) the Universe is effectively accelerating [40]. The redshift z is defined (see Appendix A for further details) as

$$1 + z = \frac{a_0}{a}; \quad (2.54)$$

where a_0 is the present value of the scale factor and a denotes a generic stage of expansion preceding the present epoch (i.e. $a < a_0$). The concept of redshift (see Appendix A) is related with the observation that, in an expanding Universe, the spectral lines of emitted radiation become more red (i.e. they redshift, they become longer) than in the case when the Universe does not expand. Given the matter content of the present Universe, its destiny can be guessed by using the FL equations and by integrating

them forward in time. From Eq. (2.32), with simple algebra, it is possible to obtain the following equation:

$$\frac{d}{dx} = \frac{s}{\frac{M_0}{a_0} + \Omega_0^2 + \Omega_k + \frac{R_0}{2}}; \quad (2.55)$$

where the following rescaled variables have been defined:

$$x = \frac{a}{a_0}; \quad x = H_0 t; \quad k = \frac{k}{a_0^2 H_0^2}; \quad (2.56)$$

and the quantity with subscript 0 always refer to the present time¹¹. To derive Eq. (2.55) it must also be borne in mind that a first integration of the covariant conservation equations leads to the following relations:

$$R = R_0 \frac{a_0^4}{a}; \quad M = M_0 \frac{a_0^3}{a}; \quad \Omega_k = \Omega_{k0}: \quad (2.57)$$

From Eq. (2.55), different possibilities exist for the future dynamics of the Universe. These possibilities depend on the relative weight of the various physical components of the present Universe. In the case of Eq. (2.55) reduces to

$$\int \frac{dx}{\frac{M_0}{a} + \Omega_k} = H_0 (t - t_0): \quad (2.58)$$

If $\Omega_k = 0$, $a(t)$ expands forever with $a(t) \propto t^{2/3}$ (decelerated expansion). If $\Omega_k < 0$ (closed Universe) the Universe will collapse in the future and for a critical value $\Omega_{coll} = \Omega_{k0} = 1/2$. Finally, if $\Omega_k > 0$ (open Universe) the geometry will expand forever in a decelerated way. Notice that, in Eq. (2.58) the role of radiation has been neglected since radiation is subleading today and it will be even more subleading in the future since it decreases faster than matter and faster than the dark energy.

If $\Omega_0 \neq 0$ and $\Omega_k = 0$ Eq. (2.55) can be solved in explicit terms with the result that

$$\frac{a}{a_0} = \frac{M_0}{\Omega_0} \frac{1}{\sinh^2} \frac{3}{2} \Omega_0 H_0 (t - t_0): \quad (2.59)$$

This solution interpolates between a matter-dominated Universe expanding in a decelerated way as $t^{2/3}$ and an exponentially expanding Universe which is also accelerating. To get to Eq. (2.59), Eq. (2.55) can be written as

$$\int \frac{dx}{1 + \frac{\Omega_0}{\Omega_k} x^3} = \frac{3}{2} \Omega_0 H_0 dx: \quad (2.60)$$

By introducing the auxiliary variable

$$\frac{3}{2} \Omega_0 H_0 x^2 = y; \quad (2.61)$$

we do obtain

$$\int \frac{dy}{1 + y^2} = \frac{3}{2} \Omega_0 H_0 (t - t_0): \quad (2.62)$$

Finally, by introducing a second auxiliary variable $y = \sinh$ the integral can be readily solved and Eq. (2.59) reproduced. While the discussion for $\Omega_k \neq 0$, $\Omega_0 \neq 0$ and $M_0 \neq 0$ is more complicated and will not be treated here, it is also clear that given the matter content of the present Universe, it

¹¹Notice that k and Ω_k have opposite sign. While it is useful to define Ω_k as a critical fraction, it may also engender unwanted confusions which are related to the fact that, physically, the spatial curvature is not a further form of matter. With these caveats the use of Ω_k is rather practical.

is reasonable to expect that the, in the future, the Universe will accelerate faster and faster while the rôle of non relativistic matter (and of radiation) will be progressively negligible.

There are a number of ways in which the kinematical features of the present Universe can be observationally accessible. The main tool is represented by the various distance concepts used by astronomers. The three useful distance measures that could be mentioned are (see Appendix A for further details on the derivation of the explicit expressions):

the distance measure (denoted with $r(z)$ in Appendix A and often denoted with $D_M(z)$ in the literature);

the angular diameter distance $D_A(z)$;

the luminosity distance.

These three distances are all functions of the redshift z and of the (present) critical fractions of matter, dark energy, radiation and curvature, i.e., respectively, Ω_M , Ω_Λ , Ω_R , and Ω_K . In practice, the dependence upon Ω_R can be dropped and it becomes relevant for very large redshift, i.e. $z \gg 10$.

The three distances introduced in the aforementioned list of items are integrated quantities in the sense that they depend upon the integral of the inverse of the Hubble parameter from 0 to the generic redshift z (see Appendix A for a derivation). The angular diameter distance and the luminosity distance are related to $r_e(z)$ as

$$D_A(z) = \frac{a_0 r_e(z)}{1+z}; \quad D_L(z) = a_0 r_e(z) (1+z); \quad (2.63)$$

where a_0 is the present value of the scale factor that could be conventionally normalized to 1. The distance measure has been denoted by r_e since it represents the coordinate distance (defined in the FRW line element) once the origin of the coordinate system is placed in the Milky way. The angular diameter distance gives us the possibility of determining the distance of an object by measuring its angular size in the sky. Of course to conduct successfully a measurement we must have a set of standard rulers, i.e. a set of objects that have, at different redshifts, the same size.

The luminosity distance gives us the possibility of determining the distance of an object from its apparent luminosity. Of course, as in the case of the angular diameter distance, to complete successfully the measurement we would need a set of standard candles, i.e. a set of objects with the same absolute luminosity.

In Figs. 4, 5 and 6 the three concepts of distance introduced above are illustrated. In Fig. 4 the distance measure is illustrated in the case of three models. The lowest (dashed) curve holds in the case of a flat Universe with $\Omega_M = 1$. The intermediate (dot-dashed) curve holds in the case of a flat Universe with $\Omega_M = 1/3$ and $\Omega_\Lambda = 2/3$. Finally the upper curve (full line) holds in the case of an open Universe dominated by the spatial curvature (i.e. $\Omega_M = \Omega_\Lambda = 0$ and $\Omega_K = 1$). The angular diameter distance is reported in Fig. 5 for the same sample of models described by Fig. 4. For large redshift, the angular diameter distance may well be decreasing, for some models. This means that the object that is further away may appear larger in the sky. Finally, in Fig. 6 the luminosity distance is illustrated.

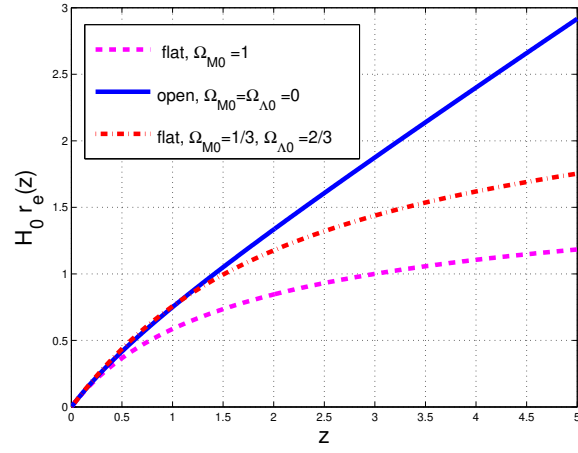


Figure 4: The distance measure as a function of the redshift for three different models of the Universe.

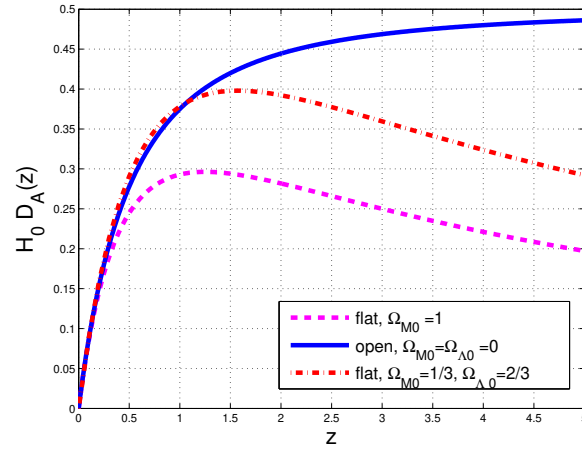


Figure 5: The angular diameter distance as a function of the redshift for the same sample of models discussed in Fig. 4.

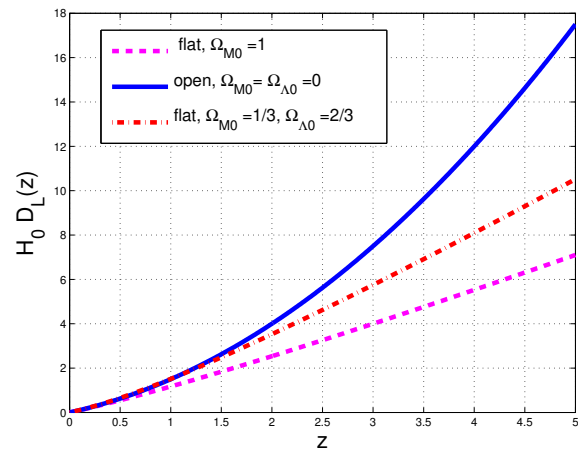


Figure 6: The luminosity distance as a function of the redshift for the same sample of models discussed in Figs. 4 and 5.

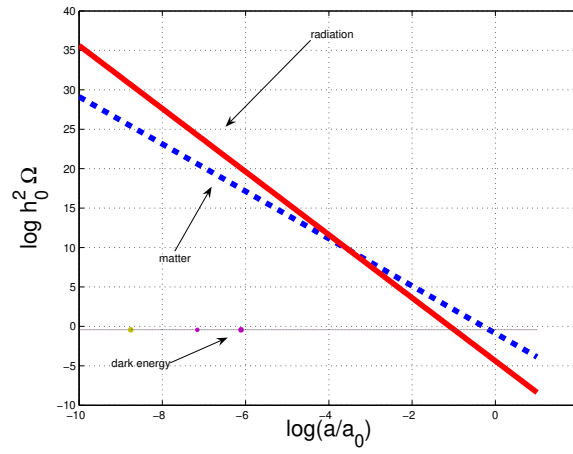


Figure 7: The evolution of the critical fractions of matter, radiation and dark energy as a function of the logarithm (to base 10) of (a/a_0) where a_0 denotes, as usual, the present value of the scale factor.

2.4 The past of the Universe

Even if, today, $\Omega_{R0} \ll \Omega_{M0}$, in the past history of the Universe radiation was presumably the dominant component. By going back in time, the dark-energy does not increase (or it increases very slowly) while radiation increases faster than the non-relativistic matter. In Fig. 7 the evolutions of the critical fractions of matter, radiation and dark energy are reported assuming, as present values of the illustrated quantities, the numerical values introduced in the present section (see, for instance, Eq. (2.48)). Recalling the evolution of the radiation and matter energy densities, radiation and matter were equally abundant at a redshift

$$1 + z_{eq} = \frac{a_0}{a_{eq}} = \frac{h_0^2 \Omega_{M0}}{h_0^2 \Omega_{R0}} = 3228 \frac{h_0^2 \Omega_{M0}}{0.134} : \quad (2.64)$$

For $z > z_{eq}$ (i.e. $a < a_{eq}$) the Universe is effectively dominated by radiation. For $z < z_{eq}$ (i.e. $a > a_{eq}$) the Universe is effectively dominated by non-relativistic matter until the moment dark-energy starts being dominant. Around the equality time, various important phenomena take place in the life of the Universe and they are directly related to CMB physics. For this reason it is practical to solve the FL equations across the transition between radiation and matter. Assuming that the only matter content is given by matter and radiation and supposing that the Universe is spatially flat, Eq. (2.41) implies the following differential equation

$$\frac{1}{H_0} \frac{d}{dt} \frac{a}{a_{eq}} = \Omega_{R0} \frac{a}{a_{eq}} + 1^{1=2} ; \quad (2.65)$$

whose solution is simply:

$$a(t) = a_{eq} \left(\frac{t}{t_1} \right)^2 + 2 \frac{t}{t_1} ; \quad (2.66)$$

with

$$t_1 = \frac{2}{H_0} \sqrt{\frac{a_{eq}}{\Omega_{R0}}} , \quad 288.16 \frac{h_0^2 \Omega_{M0}}{0.134}^{1/2} \text{ Mpc} ; \quad (2.67)$$

From Eq. (2.66) $\dot{a}_{eq} = \left(\frac{2}{t_1} - 1 \right) a_{eq}$ and, thus,

$$\dot{a}_{eq} = 119.35 \frac{h_0^2 \Omega_{M0}}{0.134}^{1/2} \text{ Mpc}; \quad \dot{a}_{dec} = 283.47 \text{ Mpc}; \quad (2.68)$$

where the second relation holds for $h_0^2 M_0 = 0.134$. Notice that, for $a(t) \propto t^{-1}$ (which implies $a(t) \propto t^{-2}$ in cosmic time). For $a(t) \propto t^{-2}$ (which implies $a(t) \propto t^{-3}$ in cosmic time). After equality, two important phenomena take place, namely Hydrogen recombination and the decoupling of radiation from matter. These will be the last two topics treated in the present section.

2.4.1 Hydrogen recombination

After electron positron annihilation, the concentration of electrons can be written as $n_e = x_e n_B$ where n_B is the concentration of baryons and x_e is the ionization fraction. Before equality, i.e. deep in the radiation-dominated epoch, $x_e = 1$: the concentration of free electrons exactly equals the concentration of protons and the Universe is globally neutral.

After matter-radiation equality, when the temperature drops below the eV, protons start combining with free electrons and the ionization fraction drops from 1 to 10^{-4} to 10^{-5} . The drop in the ionization fraction occurs because free electrons are captured by protons to form Hydrogen atoms according to the reaction $e + p \rightarrow H + \gamma$. For sake of simplicity we can think that the Hydrogen is formed in its lowest energy level. It would be wrong to guess, however, that this process takes place around 13.2 eV. It takes place, on the contrary, for typical temperatures that are of the order of 0.3 eV. The rationale for this statement is that the pre-factor in the equilibrium concentration of free electrons is actually small and, therefore, the Hydrogen formation cannot be simply estimated from the Boltzmann factor.

The redshift of recombination is defined as the moment at which the ionization fraction drops from its equilibrium value (i.e. $x_e = 1$) to $x_e \approx 0.1$. The redshift of decoupling is determined by the requirement that the ionization fraction decreases even more. At $x_e \approx 10^{-4}$ the decoupling is considered achieved. Let us go through a more quantitative discussion of these figures. When the temperature of the plasma is high enough the reactions of recombination and photodissociation of Hydrogen are in thermal equilibrium, i.e. $e + p \rightarrow H + \gamma$ is balanced by $H + \gamma \rightarrow e + p$. In this situation the concentrations of Hydrogen, of the protons and of the electrons follow, respectively, from the equilibrium distribution (see Appendix B for further details):

$$n_H = g_H \frac{m_H T}{2}^{3/2} e^{(\mu_H - m_H)/T}; \quad (2.69)$$

$$n_p = g_p \frac{m_p T}{2}^{3/2} e^{(\mu_p - m_p)/T}; \quad (2.70)$$

$$n_e = g_e \frac{m_e T}{2}^{3/2} e^{(\mu_e - m_e)/T}; \quad (2.71)$$

where g_H , g_p and g_e are, respectively, 4, 2 and 2. Since we are in a situation of chemical equilibrium (see Appendix B) we can relate the various chemical potentials according to the order of the reaction, i.e. $\mu_H = \mu_p + \mu_e$. Eliminating μ_H from Eq. (2.69) and using the product of Eqs. (2.70) and (2.71) to express $\exp[(\mu_p + \mu_e)/T]$ in terms of the electron and proton concentrations, the following expression can be obtained:

$$n_H = n_e n_p \frac{m_e T}{2}^{3/2} e^{E_0/T}; \quad E_0 = m_e + m_p - m_H = 13.26 \text{ eV}; \quad (2.72)$$

where E_0 is the absolute value of the binding energy of the hydrogen atoms that corresponds to the energy of the lowest energy level since it has been assumed that hydrogen recombines in the fundamental state. We now observe that:

the Universe is electrically neutral, hence $p = n_p$;

the total baryonic concentration of the system is $p = n_H + n_p$

the concentration of free electrons (or free protons) can be related to the baryonic concentration as $n_e = x_e n_B$ where x_e is the ionization fraction.

Concerning the second observation, it should be incidentally remarked that the total baryonic concentration is given, in general terms, by $n_B = n_N + n_{\bar{N}}$ (where n_N and $n_{\bar{N}}$ are, respectively, the concentrations of nucleons and antinucleons). However, for $T < 10 \text{ MeV}$, $n_{\bar{N}} \ll 1$ and, therefore, $n_B = n_n + n_p$. The success of big-bang nucleosynthesis implies, furthermore, that approximately one quarter of all nucleons form nuclei with atomic mass number $A > 1$ (and mostly ^4He), while the remaining three quarters are free protons. In similar terms we can also say that for temperatures $T < 10 \text{ keV}$ the concentration of positrons is negligible in comparison with the concentration of electrons.

Using all the aforementioned observations, both sides of Eq. (2.72) can be divided by the baryonic concentration n_B . Then, using of the global charge neutrality of the plasma together with Eq. (2.49), Eq. (2.72) can be written as

$$\frac{1}{x_e^2} = \frac{4}{b_0} \frac{(3/2)^{3/2}}{P} \frac{T^{3/2}}{m_e} e^{E_0/T}; \quad (2.73)$$

which is called the Saha equation for the equilibrium ionization fraction. In Eq. (2.73) the baryonic concentration has been expressed through b_0 , i.e. the ratio between the concentrations of baryons and photons. Introducing now the dimensionless variable $y = T/\text{eV}$ we have that, using the explicit expression of b_0 (i.e. Eq. (2.49)), Eq. (2.73) can be written as

$$\frac{1}{x_e^2} = P y^{3/2} e^{y_0/y}; \quad P = 6.530 \cdot 10^{-18} \frac{h_0^2}{0.023} : \quad (2.74)$$

where:

$$\frac{T}{m_e} = 1.96 \cdot 10^6 y; \quad y_0 = 13.26 : \quad (2.75)$$

Equation (2.74) stipulates that, when $y \ll 1$ (corresponding to $T \ll \text{eV}$) $\exp(13.26/y) \gg 10^5$: thus we still have $x_e \ll 1$. In fact, the smallness of P appearing in Eq. (2.74) necessarily implies that $1/x_e^2 \ll 10^{13} x_e^2$. This observation shows that atoms do not form neither for $T \gg 10 \text{ eV}$ nor for $T \ll \text{eV}$ but only when the temperature drops well below the eV. Equation (2.74) can be made more explicit by solving with respect to x_e

$$x_e = \frac{1 + \sqrt{1 + 4P y^{3/2} e^{y_0/y}}}{2P y^{3/2}} e^{y_0/y} : \quad (2.76)$$

From Fig. 8 it appears that in order to reduce the ionization fraction to an appreciable value (i.e. $x_e \gg 10^{-1}$), T must be as low as 0.3 eV . Recalling that $T = T_0(1+z)$ we can see that¹²:

$x \gg 10^{-1}$ implies $T_{\text{rec}} \approx 0.3 \text{ eV}$ and $z_{\text{rec}} \approx 1300$: this is the moment of hydrogen recombination when photoionization reactions are unable to balance hydrogen formation;

¹²From now on, without any confusion, we will often drop the subscript in the temperature.

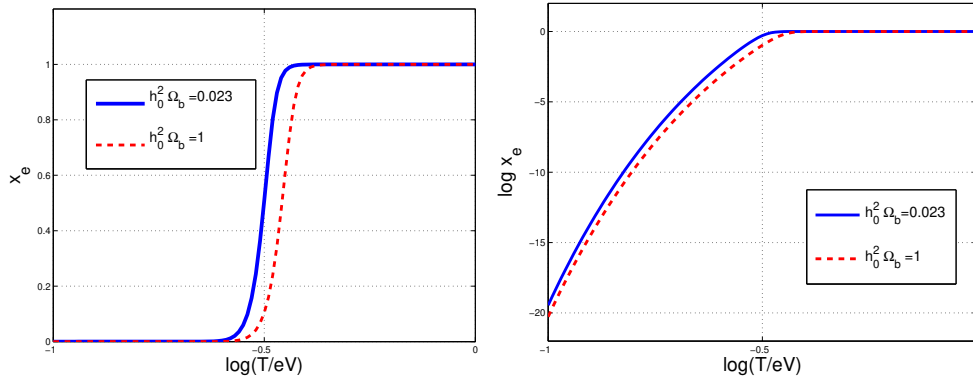


Figure 8: The ionization fraction is illustrated as a function of the rescaled temperature $y = T/eV$ for two different scales, i.e. linear (plot at the left) and logarithmic (plot at the right).

$x_e \sim 10^{-4}$ implies $T_{\text{dec}} \sim 0.2 \text{ eV}$ and $z_{\text{rec}} \sim 1100$: this is the moment of decoupling when the photon mean free path gets as large as 10^4 Mpc (see below in this section and, in particular, Eq. (2.90)).

Since the most efficient process that can transfer energy and momentum is Thomson scattering, the drop in the ionization fraction entails a dramatic increase of the photon mean free path. Before decoupling the photon mean free path is of the order of the Mpc . After decoupling, the photon mean free path becomes of the order of 10^4 Mpc and the CMB photons may reach our detectors and satellites without being scattered. This is the moment when the Universe becomes transparent to radiation.

2.4.2 Coulomb scattering: the baryon-electron fluid

Before equality electrons and protons are coupled through Coulomb scattering while photons scatter protons and electrons with Thomson cross section. Now, the Coulomb rate of interactions is much smaller than the Hubble rate at the corresponding epoch. Thus, the protons and electrons form a single (globally neutral) component where the velocities of the electrons and of the protons are approximately equal. This is the reason why, baryons and leptons will be described, in the analysis of CMB anisotropies by a single set of equations called, somehow confusingly, baryon fluid.

Photons scatter electrons with Thomson cross section and, in principle, photons scatter also protons with Thomson cross section. However, since the mass of the protons is roughly 2000 times larger than the mass of the electrons, the corresponding cross-section for photon-proton scattering will be much smaller than the cross-section for photon-electron scattering. This observation implies that the mean free path of photons is primarily determined by the photon-electron cross section.

Consider then, for $t < t_{\text{eq}}$, the Coulomb rate of interactions given by:

$$C_{\text{Coul}} = v_{\text{th}} C_{\text{Coul}} n_e; \quad (2.77)$$

where:

$$v_{\text{th}} = \sqrt{\frac{3T}{m_e}} \text{ is the thermal velocity of electrons;}$$

$$C_{\text{Coul}} = \left(\frac{4\pi e^2}{m_e} \right)^2 \ln \Lambda \text{ is the Coulomb cross section including the Coulomb logarithm;}$$

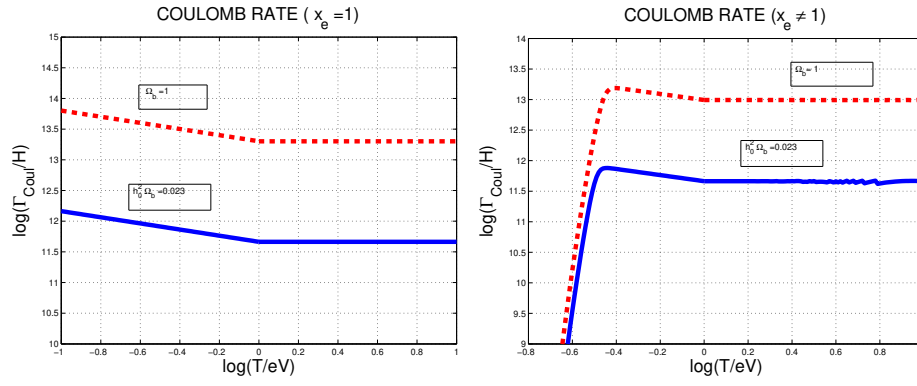


Figure 9: The Coulomb rate is illustrated around equality in the case when $x_e = 1$ (plot at the left) and in the case when $x_e(T)$ is determined from the Saha equation

$n = x_e n_B$ which may also be written as

$$n_e = \frac{2}{3} T^3 x_{e0} \quad (2.78)$$

Plugging everything into Eq. (2.77) we obtain:

$$C_{\text{Coul}} = 1.15 \cdot 10^{17} x_e \frac{T^{3/2}}{\text{eV}} \frac{h_0^2 \omega_b}{0.023} \text{ eV} \quad (2.79)$$

The Coulomb rate may now be compared with the Hubble rate. Since the number of relativistic degrees of freedom is given by $g = 3.36$, according to the general formula (valid for $t < t_{\text{eq}}$ and derived in Eq. (B.44))

$$H = 1.66 \sqrt{g} \frac{T^2}{M_P} = 2.49 \cdot 10^{28} \frac{T^2}{\text{eV}} \text{ eV} \quad (2.80)$$

For $t > t_{\text{eq}}$ we will have, instead

$$H = H_{\text{eq}} \frac{T^{3/2}}{\text{eV}} \text{ eV} \quad (2.81)$$

Therefore,

$$\frac{C_{\text{Coul}}}{H} = 4.61 \cdot 10^{11} \frac{T^{1/2}}{\text{eV}} x_e \frac{h_0^2 \omega_b}{0.023} ; \quad T > T_{\text{eq}} \quad (2.82)$$

$$\frac{C_{\text{Coul}}}{H} = 4.61 \cdot 10^{11} x_e \frac{h_0^2 \omega_b}{0.023} ; \quad T < T_{\text{eq}} \quad (2.83)$$

Equations (2.82) and (2.83) are illustrated in Fig. 9 where the Coulomb rate is plotted in units of the expansion rate. We can clearly see that $C_{\text{Coul}} > H$ in the physically interesting range of temperatures. This means, as anticipated, that charged particles are strongly coupled.

2.4.3 Thomson scattering: the baryon-photon fluid

Consider now, always before equality, the Thomson rate of reaction. In this case we will have that

$$\Gamma_{\text{Th}} = n_e \sigma_T \quad (2.84)$$

where

$$\sigma_T = 0.665 \text{ barn}; \quad 1 \text{ barn} = 10^{-28} \text{ cm}^2 \quad (2.85)$$

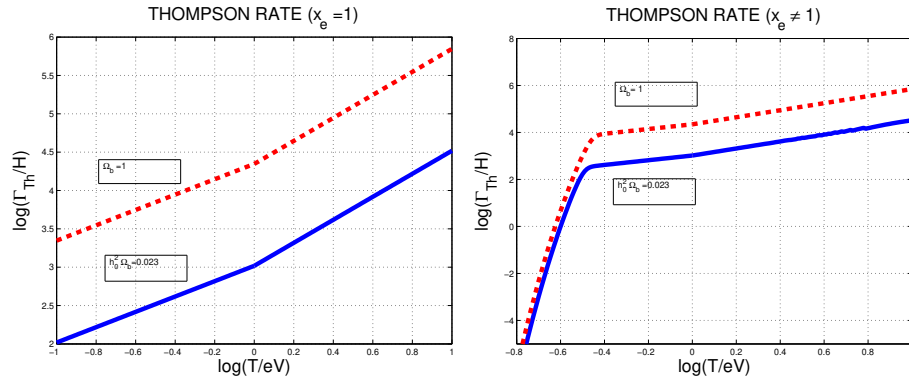


Figure 10: The Thompson rate is illustrated around equality in the case when $x_e = 1$ (plot at the left) and in the case when $x_e(T)$ is taken from the Saha equation

Using Eq. (2.85) into Eq. (2.84) we will have

$$\tau_{th} = 2.6 \cdot 10^{25} x_e \frac{T}{\text{eV}}^3 \frac{h_0^2}{0.023} \text{ eV}; \quad (2.86)$$

which shows that $\tau_{coul} \ll \tau_{th}$ and also that

$$\frac{\tau_{th}}{H} = 1.04 \cdot 10^3 \frac{T}{\text{eV}} x_e \frac{h_0^2}{0.023}; \quad T > T_{eq}; \quad (2.87)$$

$$\frac{\tau_{th}}{H} = 1.04 \cdot 10^3 \frac{T}{\text{eV}}^{3/2} x_e \frac{h_0^2}{0.023}; \quad T < T_{eq}; \quad (2.88)$$

The previous equations also substantiate the statement that the photon mean free path is much larger than the electron mean free path for temperatures $T > \text{eV}$. Thus, Thompson scattering is the most efficient way of transferring energy and momentum. Equations (2.87) and (2.88) are illustrated in Fig. 10. It is clear that as soon as the ionization fraction drops, the Thompson rate becomes suddenly smaller than the expansion rate. After equality the photon mean free path can be written as

$$\tau_{th} \sim \frac{1}{n_e \sigma_{th}}; \quad (2.89)$$

which can also be written, in more explicit terms, as

$$\tau_{th} \sim 1.3 x_e^{-1} \frac{0.023}{h_0^2} \frac{1100}{1 + z_{dec}}^2 \frac{0.38}{1 - Y_p} \text{ Mpc}; \quad (2.90)$$

Equation (2.90) shows clearly that as soon as the ionization fraction drops (at recombination) the photon mean free path becomes of the order of $10^4 \{10^5\} \text{ Mpc}$. In Eq. (2.90) the mass fraction of ^4He appears explicitly and it is denoted by Y_p (typically $Y_p \sim 0.24$). This is not a surprise since the Helium nucleus contains four nucleons and the ratio of Helium to the total number of nuclei is $Y_p/4$. Each of these absorbs two electrons (one for each proton). Thus when we count the number of free electrons before recombination the estimate of the Thompson reaction rate must be multiplied by $(1 - Y_p/2)$. Note, finally, that in the last estimate the recoil energy of the electron has been neglected. This is justified since the electron rest mass is much larger than the incident photon energy which is, at recombination, of the order of the temperature, i.e. 0.3 eV .

In summary, it is important to stress that Coulomb scattering is rather efficient in keeping rather tight the coupling between protons and electrons, at least in the standard treatment. This occurrence

justifies, at an effective level, to consider a single baryon-lepton fluid which is globally neutral but intrinsically charged. The tight coupling between photons and charged particles (either leptons or baryons) is realized before recombination and it is, therefore, a very useful analytical tool for the approximate estimate of acoustic oscillations arising in the temperature autocorrelations which will be discussed in the last three sections of this script. The (approximate) tight coupling between photons and charged species allows then, in combination with the largeness of the Coulomb rate, the treatment of a single baryon-lepton-photon fluid or baryon-photon fluid, for short. This chain of observations will be turned out to be very useful when writing the evolution equations for the inhomogeneities prior to decoupling. This topic will be discussed in sections 8 and 9 (see, in particular, before and after Eqs. (8.24), (8.25) and (8.26) when talking about the tight coupling approximation).

3 Problems with the standard cosmological model

The standard cosmological model gives us a rationale for two important classes of phenomena that are directly observable in the sky: the recession of galaxies and the spectral properties of CMB. In spite of this occurrence, two possible drawbacks of the Λ CDM are already understandable:

the anisotropies of CMB that are not accounted by the Λ CDM (see Fig.3);

the huge thermodynamic entropy stored in the CMB (see Eq. 1.15) and the related discussion) is not so explained within the Λ CDM since evolution of the Universe was all the time adiabatic (see, for instance, Eqs. (2.12) and (2.17)).

The present hierarchy between the matter and radiation energy density suggests, furthermore, that the Universe was rather hot in the past. This conclusion is indirectly tested through the success of big-bang nucleosynthesis (BBN). As already pointed out, in BBN there are essentially only two free parameters: the temperature and the baryon to photon ratio¹³. After weak interactions fall out of thermal equilibrium the light nuclei start being formed. Since the ^4He has the largest binding energy per nucleon for nuclei with atomic number $A < 12$, roughly one quarter of all the protons will end up in ^4He while the rest will remain in free protons. Smaller abundances of other light nuclei (i.e. D , ^3He and ^7Li) can be also successfully computed in the framework of BBN [83]. The synthesis of light elements is very important since light elements have to turn on the thermonuclear reactions taking place in the stars and during supernova explosions. However, even if the Universe must be sufficiently hot (and probably as hot as several hundreds GeV to produce a sizable baryon asymmetry) it cannot be dominated by radiation all the way up to the Planck energy scale: this occurrence would lead to logical puzzles in the formulation of the Λ CDM. In what follows some of the problems of the Λ CDM will be discussed in a unified perspective and, in particular, we shall discuss:

the horizon (or causality) problem;

the spatial curvature (or flatness) problem;

the entropy problem;

the structure formation problem;

the singularity problem.

The first two problems in the above list of items are often named kinematical problems. It is interesting to notice that both the horizon problem as well as the entropy and structure formation problems are directly related with CMB physics as it will be stressed below in this section.

¹³This statement holds, strictly speaking, in the simplest (and also most predictive) BBN scenario where the synthesis of light nuclei occurs homogeneously in space and in the absence of matter-antimatter fluctuations. In this scenario the antinucleons have almost completely disappeared by the time weak interactions fall out of thermal equilibrium. There are, however, models where both assumptions have been relaxed (see, for instance [84, 85, 86] and references therein). In this case the prediction of BBN will also depend upon the typical inhomogeneity scale of the baryon to photon ratio.

3.1 The horizon problem

Two important concepts appear in the analysis of the causal structure of cosmological models [81], i.e. the proper distance of the event horizon:

$$d_e(t) = a(t) \int_t^{t_{\max}} \frac{dt^0}{a(t^0)}; \quad (3.1)$$

and the proper distance of the particle horizon

$$d_p(t) = a(t) \int_{t_{\min}}^t \frac{dt^0}{a(t^0)}; \quad (3.2)$$

(see also Appendix A for further details). The event horizon measures the size over which we can admit even in the future a causal connection. The particle horizon measures instead the size of causally connected regions at the time t . In the SCM the particle horizon exists while the event horizon does not exist and this occurrence is the rationale for a kinematical problem of the standard model. According to the SCM, the Universe, in its past, expands in a decelerated way as

$$\dot{a}(t) \propto t^{\alpha}; \quad 0 < \alpha < 1; \quad t > 0; \quad (3.3)$$

which implies that $\ddot{a} > 0$ and $\dot{a} < 0$. Inserting Eq. (3.3) into Eqs. (3.1) and (3.2) the following two expressions are swiftly obtained after direct integration:

$$d_e(t) = \frac{t_{\max}}{1-\alpha} \left(\frac{t}{t_{\max}} \right)^{1-\alpha} - \frac{t}{t_{\max}}; \quad (3.4)$$

$$d_p(t) = \frac{1}{1-\alpha} \left(t^{1-\alpha} - t_{\min}^{1-\alpha} \right); \quad (3.5)$$

Since $0 < \alpha < 1$, Eqs. (3.4) and (3.5) lead to the following pair of limits

$$\lim_{t_{\min} \rightarrow 0} d_p(t) = \frac{1}{1-\alpha} t^{1-\alpha}; \quad (3.6)$$

$$\lim_{t_{\max} \rightarrow \infty} d_e(t) = \infty; \quad (3.7)$$

where both limits are taken while t is kept fixed. Equations (3.6) and (3.7) show that, in the SCM, the event horizon does not exist while the particle horizon exists and it is finite. Because of the existence of the particle horizon, for each time in the past history of the Universe the typical causal patch will be of the order of the Hubble radius, i.e., restoring for a moment the speed of light, $d_p(t) \propto ct$. This simple occurrence represents, indeed, a problem. The present extension of the Hubble radius evolves as the scale factor (i.e. faster than the particle horizon). Let us then see how large was the present Hubble radius at a given reference time at which the evolution of the SCM is supposed to start. Such a reference time can be taken to be, for instance, the Planck time. The Hubble radius at the Planck time will be of the order of the ℓ_P , i.e., more precisely:

$$r_H(t_P) = 4.08 \cdot 10^{-4} \frac{0.7}{h_0} \frac{T}{\text{eV}} \text{ cm}; \quad (3.8)$$

The obtained figure can then be measured in units of the particle horizon at the Planck time, which is the relevant scale set by causality at any given time in the life of the SCM:

$$d_p(t_P) \propto ct_P \propto 10^{-33} \text{ cm}; \quad (3.9)$$

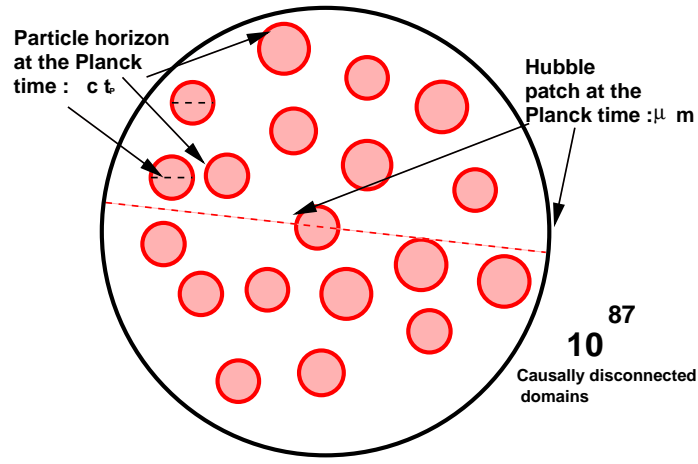


Figure 11: A schematic snapshot of the Hubble patch blueshifted at the Planck time (see Eq. (3.10)). The filled circles represent the typical size of the particle horizon at the corresponding epoch.

Taking the ratio between (3.8) and (3.9)

$$\frac{r_H(t_P)}{d_p(t_P)} \approx 4.08 \cdot 10^{29} \frac{0.7}{h_0} \frac{T_{eq}}{\text{eV}} : \quad (3.10)$$

The third power of Eq. (3.10) measures the number of causally disconnected volumes at t_P . This estimate tells that there are, roughly, to 10^{87} causally disconnected regions at the Planck time. In Fig. 11 the physics described by Eq. (3.10) is illustrated in pictorial terms. The Hubble radius at the Planck time has approximate size of the order of the μm and it contains 10^{87} causally disconnected volumes each with approximate size of the order of the particle horizon at the Planck time. A drastic change in the reference time at which initial conditions for the evolution are set does not alter the essence of the problem. Suppose that, indeed, the thermal history of the Universe does not extend up to the Planck temperature. Let us take our reference temperature to be of the order of 200 GeV. For such a temperature all the species of the Glashow-Weinberg-Salam (GWS) model are in thermal equilibrium and the particle horizon is given by

$$d_p(t_{ew}) \approx 35 \frac{106.75}{g} \frac{T_{ew}}{200}^2 \text{ cm} \quad (3.11)$$

where $g(T)$ is the number of relativistic degrees of freedom at the temperature T here taken to be of the order of 100 GeV (see Eqs. (B.35), (B.43)) and (B.44) of Appendix A). The Hubble radius blueshifted at the temperature $T_{ew} \approx 200 \text{ GeV}$ will be instead

$$r_H(t_{ew}) \approx 1.98 \cdot 10^{13} \frac{0.7}{h_0} \frac{T_{eq}}{\text{eV}} \text{ cm} : \quad (3.12)$$

Thus, since $r_H(t_{ew}) = d_p(t_{ew}) \approx 10^{12}$, the present Hubble patch will consist, at the temperature of 10^{36} causally disconnected regions. Since the temperature fluctuations in the microwave sky are of the order of $\Delta T/T \approx 10^{-5}$, the density contrast in radiation will be of the order of $\delta = 10^{-4}$.

How come that the CMB is so homogeneous, if, in the past history of the Universe there were so many causally disconnected regions. Is there something else than causality that can make our Hubble patch homogeneous? The answer to this question seems of course to be negative. The real observation to be borne in mind is that the root of the horizon problem resides in the occurrence that, in the SCM, the particle horizon evolves faster than the scale factor. This point is summarized in Fig. (12) where the evolution of the particle horizon is compared with the evolution of the scale factor.

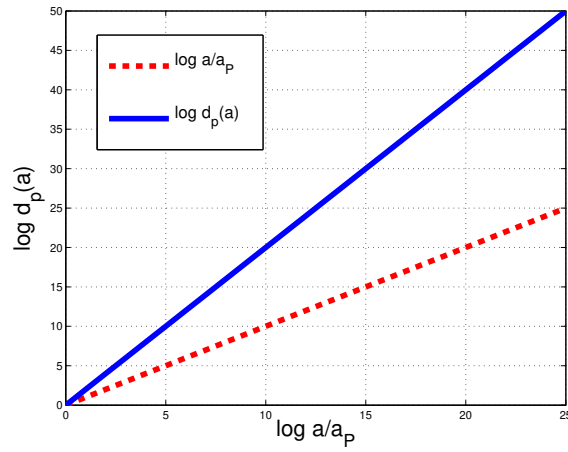


Figure 12: The evolution of the particle horizon in the SCM is compared with the evolution of the scale factor. From the plot it is clear that, in the SCM, the particle horizon evolves faster than the scale factor, since, approximately, $d_p(a) \propto a^{\frac{1}{2}}$ with $0 < \frac{1}{2} < 1$. Here, for illustration, the case $\gamma = 1/2$ (radiation dominance) has been assumed.

3.2 The spatial curvature problem

The problem of the spatial curvature can be summarized by the following question: why is the present Universe so close to flat? From Eq. (2.32), the total energy density in critical units can be written as

$$\Omega_t(a) = 1 + \frac{k}{a^2 H^2} : \quad (3.13)$$

Equation (3.13) holds at any time where the SCM applies. In particular, at the present time, we will have that

$$\Omega_t(t_0) = 1 + \frac{k}{a_0^2 H_0^2} : \quad (3.14)$$

According to the experimental data¹⁴ [29, 33]

$$\Omega_t(t_0) = 1.02 \pm 0.02 : \quad (3.15)$$

Equation (3.15) implies that the contribution of $|k|/(a_0 H_0)^2$ is smaller than 1 (but of order 1). The denominator of the second term at the right hand side of Eq. (3.13) goes as $H^2 a^2 \propto a^{-2}$. So if $a(t) \propto t^{\alpha}$ (with $0 < \alpha < 1$), a^{-2} will be a decreasing function of the cosmic time coordinate t . But this implies that, overall, the second term at the right hand side of Eq. (3.13) will increase dramatically as time goes by.

As in the case of the horizon problem, a particular reference time may be selected. At this time initial conditions of the SCM are ideally set. Let us take this time to be again, the Planck time and suppose that, at the Planck time

$$\frac{|k|}{a_P^2 H_P^2} \ll 1 : \quad (3.16)$$

If Eq. (3.16) holds around the Planck time, today the same quantity will be

$$\frac{|k|}{a_0^2 H_0^2} \approx \frac{|k|}{a_P^2 H_P^2} \left(\frac{a_{eq}}{a_0} \right)^2 \left(\frac{H_{eq}}{H_0} \right)^2 \left(\frac{a_P}{a_{eq}} \right)^2 \left(\frac{H_P}{H_{eq}} \right)^2 \approx 10^{60} \frac{|k|}{a_P^2 H_P^2} : \quad (3.17)$$

¹⁴Notice that this experimental determination is achieved directly from the position of the first Doppler peak of the CMB temperature autocorrelations.

Equation (3.17) demands that if the spatial curvature is a contribution of order 1 at the Planck time, today its contribution will be 60 orders of magnitude larger. By reversing the argument it can be argued that if the spatial curvature is (today) smaller than the extrinsic curvature (i.e. $k=a_0^2 H_0^2$), at the Planck time we must require an enormous re-tuning:

$$\frac{k_j}{a_P^2 H_P^2} \sim 10^{-60}: \quad (3.18)$$

In other words: if the Universe is flat today it must have been even flatter in the past history of the Universe and the further we go back in time the flatter the Universe was.

Therefore, in summary, since k_j/a^2 increases during the radiation and matter-dominated epochs, t must be re-tuned to 1 with a precision of 10^{-60} . By writing the evolution equation of t :

$$t(a) = 1 = \frac{1}{1 + \Omega_0 + \Omega_0 \frac{a}{a_0} + \Omega_M \frac{a_0}{a} + \Omega_R \frac{a_0}{a}}; \quad (3.19)$$

where $\Omega_0 = t(t_0)$. In the limit $a \rightarrow 0$, i.e. $a_0/a \rightarrow \infty$, Eq. (3.19) leads to

$$t(a) \rightarrow 1 = \frac{1}{\Omega_R \frac{a_0}{a}}: \quad (3.20)$$

According to Eq. (3.20), we need $t(a) \rightarrow 1$ with arbitrary precision (for the standards of physics) when $a \rightarrow 0$ if we want $\Omega_0 \rightarrow 1$ today.

3.3 The entropy problem

As discussed in introducing the essential features of the black body emission, the total entropy of the present Hubble patch is enormous and it is of the order of 10^{88} (see, for instance, Eq. (1.15)). This huge number arises since the ratio of $T_0/H_0 \sim 10^{30}$ (see Eq. (1.16)). The covariant conservation of the energy-momentum tensor (see Eq. (2.12)) implies that the whole Universe is, from a thermodynamic point of view (see Eq. (2.17)), as an isolated system where the total entropy is conserved. If the evolution was adiabatic throughout the whole evolution of the SCM, why the present Hubble patch has such a huge entropy? Really and truly the entropy problem contains, in itself, various other sub-problems that are rarely mentioned. They can be phrased in the following way:

is the CMB entropy the only entropy that should be included in the formulation of the second law of thermodynamics?

is the second law of thermodynamics valid throughout the history of the Universe?

is the gravitational field itself a source of entropy?

how can we associate an entropy to the gravitational field?

If the second law of thermodynamics is applied we have two mutually exclusive choices: either our own observable Universe originated from a Hubble patch with enormous entropy or the initial entropy was very small so that the initial state of the Universe was highly ordered. The first option applies, of course, if the evolution of the Universe was to a good approximation adiabatic.

3.4 The structure formation problem

The SCM posits that the geometry is isotropic and fairly homogeneous over very large scales. Small deviations from homogeneity are, however, observed. For instance, inhomogeneities arise as spatial fluctuations of the CMB temperature (see, for instance, Fig. 3). These fluctuations will grow during the matter-dominated epoch and eventually collapse to form gravitationally bound systems such as galaxies and clusters of galaxies.

In what follows a simplistic description of CMB observables will be introduced¹⁵. By looking at the plots that are customarily introduced in the context of CMB anisotropies (like the one reported in Fig. 3) we will try to understand in more detail what is actually plotted on the vertical as well as on the horizontal axis. The logic will be to use various successive expansions with the aim of obtaining a reasonably simple parametrization of the CMB temperature fluctuations. Consider, therefore the spatial fluctuations in the temperature of the CMB and expand them in Fourier integral¹⁶:

$$\Delta T(\mathbf{x}; \hat{n}; \tau) = \frac{T}{T} \Delta T(\mathbf{x}; \hat{n}; \tau) = \frac{1}{(2\pi)^{3/2}} \int d^3k e^{i\mathbf{k} \cdot \mathbf{x}} \Delta T(\mathbf{k}; \hat{n}; \tau); \quad (3.21)$$

where \hat{k} is the direction of the Fourier wave-number, \hat{n} is the direction of the photon momentum. Assuming that the observer is located at a time τ (eventually coinciding with the present time τ_0) and at $\mathbf{x} = 0$, Eq. (3.21) can be also expanded in spherical harmonics, i.e.

$$\Delta T(\hat{n}) = \sum_m a_{\ell m} Y_{\ell m}(\hat{n}) = \frac{1}{(2\pi)^{3/2}} \int d^3k \Delta T(\mathbf{k}; \hat{n}; \tau); \quad (3.22)$$

Then, the Fourier amplitude appearing in Eq. (3.21) can be expanded in series of Legendre polynomials according to the well known relation

$$\Delta T(\mathbf{k}; \hat{n}; \tau) = \sum_{\ell=0}^{\infty} \frac{4\pi}{(2\ell+1)} \Delta T_{\ell}(\mathbf{k}; \tau) P_{\ell}(\hat{k} \cdot \hat{n}); \quad (3.23)$$

Now the Legendre polynomials appearing in Eq. (3.23) can be expressed via the addition theorem of spherical harmonics stipulating that

$$P_{\ell}(\hat{k} \cdot \hat{n}) = \frac{4\pi}{2\ell+1} \sum_{m=-\ell}^{\ell} Y_{\ell m}(\hat{k}) Y_{\ell m}(\hat{n}); \quad (3.24)$$

Inserting now Eq. (3.24) into Eq. (3.23) and recalling the second equality of Eq. (3.22) the coefficients $a_{\ell m}$ are determined to be

$$a_{\ell m} = \frac{4\pi}{(2\pi)^{3/2}} \sum_{\ell=0}^{\infty} \int d^3k Y_{\ell m}(\hat{k}) \Delta T_{\ell}(\mathbf{k}; \tau); \quad (3.25)$$

The two-point temperature correlation function on the sky between two directions conventionally denoted by \hat{n}_1 and \hat{n}_2 , can be written as

$$C(\#) = \langle \Delta T(\hat{n}_1; \tau_0) \Delta T(\hat{n}_2; \tau_0) \rangle; \quad (3.26)$$

¹⁵The treatment of CMB anisotropies presented here mirrors the approach adopted in a recent review [27] where the main theoretical tools needed for the analysis of CMB anisotropies have been discussed within a consistent set of conventions

¹⁶In what follows the subscript τ will be dropped from the temperature to match with the conventions that customarily are employed.

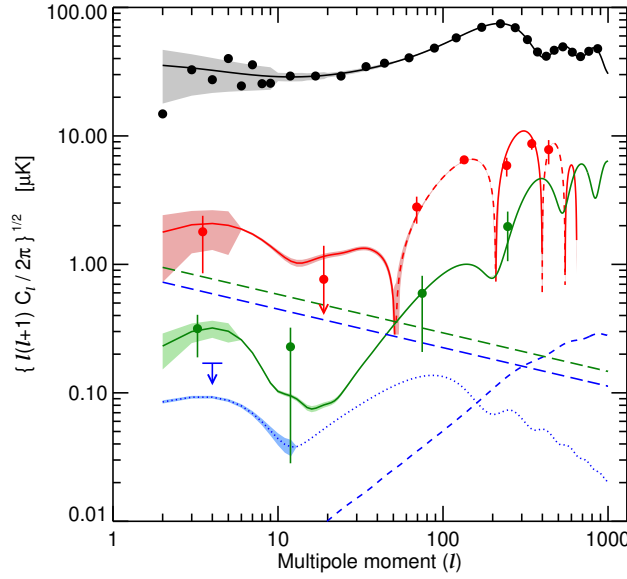


Figure 13: From top to bottom the spectra for the TT, TE and EE correlations. The dashed lines indicate foregrounds of various nature. This figure is adapted from [34].

where C_{ℓ} does not depend on the azimuthal angle because of isotropy of the background space-time and where the angle brackets denote a theoretical ensemble average. Since the background space-time is isotropic, the ensemble average of the $a_{\ell m}$ will only depend upon ℓ , not upon m , i.e.

$$\langle a_{\ell m} a_{\ell' m'}^* \rangle = C_{\ell} \delta_{\ell \ell'} \delta_{m m'}; \quad (3.27)$$

where C_{ℓ} is the angular power spectrum. Thus, the relation (3.27) implies

$$C_{\ell} = \langle |a_{\ell m}|^2 \rangle = \frac{1}{2\ell+1} \sum_m |a_{\ell m}|^2; \quad (3.28)$$

Notice that in Fig. 3 the quantity $C_{\ell} \ell(\ell+1)/(2\pi)$ is directly plotted: as it follows from the approximate equality

$$\ell(\ell+1) \approx \frac{2\ell+1}{2} \approx \frac{d \ln \ell}{d \ln \ell}; \quad (3.29)$$

$C_{\ell} \ell(\ell+1)/(2\pi)$ is roughly the power per logarithmic interval of ℓ . In Fig. 3 the angular power spectrum is measured in $(\mu K)^2$. This is simply because instead of discussing $\delta T/T$ (which measures the relative temperature fluctuation) one can equally reason in terms of $\delta T = T - T_I$, i.e. the absolute temperature fluctuation. Similar quantities can be defined for other observables such as, for instance, the degree of polarization. In Fig. 13 the angular power spectra are reported for (from top to bottom): the temperature autocorrelations (i.e. the quantity we just discussed), the temperature polarization cross-correlation (often indicated as TE spectrum), the polarization autocorrelation (often indicated as EE spectrum).

3.5 The singularity problem

The singularity problem is probably the most serious fundamental drawback of the SCM. While the other problems are certainly very important and manifest diverse logical inconsistencies of the SCM,

the singularity problem is fundamental since it is related to the structure of the underlying theory of gravitation, i.e. General Relativity. In the SCM as $t \rightarrow 0$

$$\rho_{\text{tot}} \propto \frac{1}{t^2}; \quad H^2 \propto \frac{1}{t^2} \quad (3.30)$$

and

$$R^2 \propto R \propto \frac{1}{t^4}. \quad (3.31)$$

Thus, in the limit $t \rightarrow 0$ the energy density diverges and also the relevant curvature invariants diverge. The Weyl invariant is automatically vanishing since the geometry is isotropic. The singularity problem does not only involve the regularity of the curvature invariants but also the possible completeness (or incompleteness) of causal (i.e. either time-like or null) geodesics. By the Hawking-Penrose theorems [81] the past-incompleteness of causal geodesics is just another diagnostic of a singular space-time.

As already mentioned the singularity problem is deeply rooted in the adoption of General Relativity as underlying gravitational theory. In recent years, in the context of string-inspired cosmological scenarios (see [75] and references therein) a lot of work has been done to see if cosmological singularities can be avoided (or, even more modestly, addressed) in gravity theories that, at early time are different from General Relativity. While the conclusion of these endeavours is still far, it is certainly plausible that the ability of string theory in dealing with gravitational interactions can shed some light on the cosmological singularities (and on their possible avoidance). Two key features emerge when string theory is studied in a cosmological framework [75]. The first feature is that string theory demands the existence of a fundamental length-scale (the string scale which is 10 or 100 times larger than the Planck length). This occurrence seems to point towards the existence of a maximal curvature scale (and of a maximal energy density) which is the remnant of the general relativistic singularity. While the resolution of cosmological singularities in string theory is still an open problem, there certainly exist amusing (toy) models where the singularity are indeed resolved. The second key feature of string cosmological scenarios is represented by the novelty that gauge couplings are effectively dynamical. This phenomenon has no counterpart in the standard general relativistic treatment but will not be discussed here.

4 Beyond the SCM

It is interesting to see how these conceptual problems can be reduced or, at least, relaxed in some conventional scenarios that can usefully complement the SCM. In spite of the fact that some of these scenarios (like the inflationary scenario) can cope with the technical problems of the SCM (such as the flatness or the horizon problems) none of these models is able to cope with the deepest of all the problems of the SCM, i.e. the singularity problems. To this statement it should be added that the inflationary solution of the entropy problem relies on the possible decay of inflation into massless particles with the hope that such a process may produce a sufficiently high reheating temperature. For an introduction to the inflationary paradigm Refs. [87, 88] can be usefully consulted (see also [89, 90, 91, 92] for some specific inflationary scenarios). For reasons of space, it will not be possible to treat some of the unconventional approaches to inflation that are rather interesting especially in the light of their connections with string theory. Among them, the pre-big bang scenario (developed in the last fifteen years) represents a rather intriguing option. We refer the reader to the original papers and to some very comprehensive review articles [76] (see also [77, 78]).

4.1 The horizon and the flatness problems

The horizon problem in the SCM has to do with the fact that there exist a particle horizon $d_p(t) \propto H^{-1}(t)$. Thus, as we go forward in time (and for $t > 0$) the particle horizon evolves faster than the scale factor which goes, in the SCM, as t with $0 < \alpha < 1$. This occurrence also implies that at the moment when the initial conditions are ideally set, our observable Hubble volume consisted of a huge amount of causally disconnected domains (see, for instance, Eqs. (3.10) and (3.12)). A possible way out of this problem is to consider the completion of the SCM by means of a phase where not a particle but an event horizon exist. Consider, for instance, a scale factor with power-law behaviour going as

$$a(t) \propto t^\alpha; \quad \alpha > 1; \quad t > 0; \quad (4.1)$$

and describing a phase of accelerated expansion (i.e. $\ddot{a} > 0, \dot{a} > 0$). The particle and event horizons are given, respectively, by

$$d_p(t) = \frac{1}{1-\alpha} t^{1-\alpha} - t_{\text{min}}^{1-\alpha} \frac{t}{t_{\text{min}}} \quad ; \quad (4.2)$$

$$d_e(t) = \frac{1}{1-\alpha} t_{\text{max}}^{1-\alpha} - \frac{t}{t_{\text{max}}} \quad t: \quad (4.3)$$

From Eqs. (4.2) and (4.3) it immediately follows that the particle horizon does not exist while the event horizon is finite:

$$d_e(t) \propto H^{-1}(t): \quad (4.4)$$

Equation (4.4) follows from Eq. (4.3) in the limit $t_{\text{max}} \rightarrow +1$ while in the limit $t_{\text{min}} \rightarrow 0$, $d_p(t)$ diverges. Similar conclusions follow in the case when the phase of accelerated expansion is parametrized in terms of the (expanding) branch of four-dimensional de Sitter space-time, namely

$$a(t) \propto e^{H_i t}; \quad H_i > 0: \quad (4.5)$$

In this case, the particle and event horizon are, respectively,

$$d_p(t) = H_i^{-1} e^{H_i(t - t_{\text{min}})} - 1; \quad (4.6)$$

$$d_e(t) = H_i^{-1} - 1 e^{H_i(t - t_{\text{max}})} : \quad (4.7)$$

According to Eq. (4.5) the cosmological coordinate is allowed to run from $t_{\text{min}} - 1$ up to $t_{\text{max}} + 1$. Consequently, for $t_{\text{min}} - 1$ (at fixed t) the particle horizon will diverge and the typical size of causally connected regions at time t will scale as

$$L_i(t) \propto H_i^{-1} \frac{a(t)}{a(t_{\text{min}})} : \quad (4.8)$$

So while in the SCM the particle horizon increases faster than the scale factor, the typical size of causally connected regions scales exactly as the scale factor. In the limit $t_{\text{max}} \rightarrow 1$ the event horizon exists and it is given, from Eq. (4.7), by

$$d_e(t) \propto H_i^{-1}; \quad (4.9)$$

implying that in the case of de Sitter dynamics the event horizon is constant. Of course, as it will be later pointed out, de Sitter dynamics cannot be exact (see section 5). In this case, customarily, we talk about quasi-de Sitter stage of expansion where H_i is just approximately constant and, more precisely, slightly decreasing.

To summarize, the logic to address the horizon problem is then to suppose (or presume) that at some typical time t_i an event horizon is formed with typical size H_i^{-1} . Furthermore, since we are working in General Relativity, we shall also demand that $H_i < M_P$. Now if the Universe is sufficiently homogeneous inside the created event horizon, it will remain (approximately) homogeneous also later on, by definition of event horizon. In other words, if, inside the event horizon, δ is sufficiently small, we can think of fitting inside a single event horizon at t_i the whole observable Universe. In practice, this condition translates into a typical size of H_i which should be such that $H_i \approx 10^5 M_P$ or, in equivalent terms, an event horizon that is sufficiently large with respect to the Planck length, i.e. $H_i^{-1} \gg \ell_P$.

To fit the whole observable Universe inside the newly formed event horizon at the onset of inflation, the de Sitter (or quasi-de Sitter) phase must last for a sufficiently large amount of time. In equivalent terms it is mandatory that the scale factor grows of a sufficient amount. Since the growth of the scale factor is exponential (or quasi-exponential) it is common practice to quantify the growth of the scale factor in terms of the number of e-folds, denoted by N and defined as

$$e^N = \frac{a(t_f)}{a(t_i)} = \frac{a_f}{a_i}; \quad N = \ln \frac{a_f}{a_i} : \quad (4.10)$$

To estimate the condition required on the number of e-folds N we can demand that the whole (present) Hubble volume (blueshifted at the epoch t_i when the event horizon is formed) is smaller than H_i^{-1} . In fully equivalent terms we can demand that H_i^{-1} redshifted at the present epoch is larger than (or comparable with) the present Hubble radius. By following this second path we are led to require that

$$H_i^{-1} \frac{a_i}{a_{f \text{ ds}}} \frac{a_r}{a_{f \text{ reh}}} \frac{a_r}{a_{\text{eq rad}}} \frac{a_{\text{eq}}}{a_{0 \text{ mat}}} \geq H_0^{-1} : \quad (4.11)$$

In Eq. (4.11) the subscripts appearing in each round bracket indicate the specific phase during which the given amount of redshift is computed. Between the end of the de Sitter stage and the beginning of

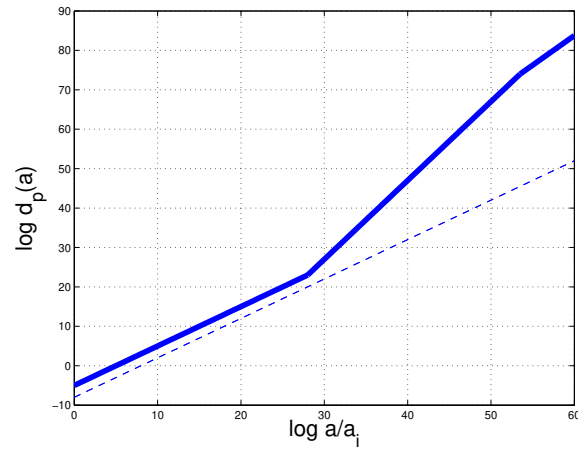


Figure 14: The evolution of the particle horizon in the inflationary case (full line) is reported for a model Universe which passes from a de Sitter stage of expansion to a radiation-dominated stage which evolves, in turn, into a matter-dominated epoch. The evolution of a typical scale smaller than the event horizon is also reported. The first branch (where $d_p(a)$ evolves as the scale factor) illustrates the evolution of the typical size of causally connected regions during inflation. This quantity is formally divergent for $t \rightarrow 1^-$.

the radiation-dominated phase there should be an intermediate phase usually called reheating (or preheating) where the Universe makes a transition from the accelerated to the decelerated expansion. The rationale for the existence of this phase stems from the observation that, during the de Sitter phase, any radiation present at t_i is rapidly diluted and becomes soon negligible since, as we saw, ρ_R scales as a^{-4} . In equivalent terms we can easily appreciate that the temperature, as well as the entropy density (possibly present at t_i) decay exponentially so that, as soon as the accelerated expansion proceeds, the Universe approaches a configuration where the temperature and the entropy density are exponentially vanishing. There is therefore the need of reheating the Universe at the end of inflation. To estimate the minimal number of e-folds N we can rely on the sudden reheating approximation where, basically, $a_f \gg a_r$. Consequently, under this approximation we can write Eq. (4.11) as

$$e^N = \frac{H_i}{H_0} \frac{H_{eq}^{1/2}}{H_i} (z_{eq} + 1)^{-1}; \quad (4.12)$$

which can also be expressed, by taking the natural logarithm, as

$$N = 62.2 + \frac{1}{2} \ln \frac{h_0^2}{10^{-5}} - \ln \frac{h_0}{0.7} + \frac{1}{4} \ln \frac{h_0^2}{4.15 \cdot 10^{-5}}; \quad (4.13)$$

In Eq. (4.13) the quantity $h_0^2 = H_i^2 M_P^2$ has been defined and it has also been used that

$$H_{eq} = \frac{q}{2 M_0 H_0} \frac{a_0^{3/2}}{a_{eq}^{3/2}}; \quad (4.14)$$

which comes directly from Eq. (2.32) by requiring $M(t_{eq}) = M_R(t_{eq})$. During a quasi-de Sitter stage of expansion, quantum mechanical fluctuations of the inflation will be amplified to observable values and their amplitude is exactly controlled by δ . To ensure that the amplified quantum-mechanical inhomogeneities will match the observed values of the angular power spectrum of temperature inhomogeneities we have to require $\delta > 10^{-5}$ which demands that $N > 63$.

The same hierarchy of scales required to address the horizon problem, also relaxes the flatness problem. The flatness problem arises, in the SCM, from the observation that the contribution of the spatial curvature increases sharply, during the radiation and matter-dominated epochs. This observation entails that if $\Omega_k \ll 1$ today, Ω_k had to be fine-tuned to 1 also at the onset of the radiation-dominated evolution but with much greater precision. So, if today $\Omega_k \ll 1$ with an experimental error of, for instance, 0.1, at the Planck scale Ω_k had to be fine-tuned to 1 with an accuracy of, roughly, 10^{-60} .

If the ordinary radiation-dominated evolution is preceded by a de Sitter (or quasi-de Sitter) phase of expansion the spatial curvature will be exponentially (or quasi-exponentially) suppressed with respect to the Hubble curvature H_i^2 which is constant (or slightly decreasing). Thus, if the exponential growth of the Universe will last for a sufficient number of e-folds, the spatial curvature at the onset of the radiation-dominated phase will be sufficiently suppressed to allow for a subsequent growth of $k = (aH)^2$ during the radiation and matter-dominated epochs. The same number of e-folds required to address the horizon problem also guarantees that the spatial curvature will be sufficiently suppressed during the phase of exponential expansion. In fact, while today

$$\Omega_k(t_0) \ll 1 = \frac{k}{a_0^2 H_0^2}; \quad (4.15)$$

at the onset of the de Sitter phase

$$\Omega_k(t_i) \ll 1 = \frac{k}{a_i^2 H_i^2}; \quad (4.16)$$

Dividing Eq. (4.15) by Eq. (4.16) we can also obtain, rather easily that

$$\frac{\Omega_k(t_0)}{\Omega_k(t_i)} = \frac{a_i H_i}{a_0 H_0} \quad (4.17)$$

Now, from Eq. (4.17) it is clear that if $\Omega_k(t_0)$ is tuned to 1 with the precision of, say, 1%, the pre-factor appearing at the right hand side of Eq. (4.17) must be of the order 0.1 if $\Omega_k(t_i) \ll 1$ was of order 1 at the onset of the de Sitter phase. Thus, more generally, we are led to require that

$$\frac{a_i H_i}{a_0 H_0} < 1; \quad (4.18)$$

which becomes, after making explicit the redshift contribution, exactly Eq. (4.11). We then discover that if $N \gg 63$ the spatial curvature at the end of inflation will be small enough to guarantee that the successive growth (during radiation and matter) will not cause (today) $\Omega_k(t_0) \ll 1$ to be of order 1 (or even larger). In Fig. 15 the evolution of $\Omega_k(t) \ll 1$ is reported as a function of the logarithm (to base 10) of the scale factor for the situation where the Universe inflates during 69 e-folds.

As it will be discussed in section 5 that the inflationary dynamics can be modeled in terms of one (or more) minimally (or non-minimally) coupled light scalar degrees of freedom. Here the word light refers to the typical scale of the problem, i.e. H_i so that the mass of the scalar field should be small in units of H_i . So suppose that, at t_i , there is a scalar field which has some typical inhomogeneities over different wavelengths. It is clear that the most generic evolution of such a system represents a tough numerical task under general circumstances. By this we mean that it is not said that the most generic thing a scalar field does will be to inflate. However one can also guess that if the scalar field ϕ is sufficiently homogeneous over a region H_i^{-1} one of the possibilities will be inflation provided the kinetic energy of the scalar field is sufficiently small in comparison with its potential energy¹⁷. These

¹⁷This condition can be, indeed, relaxed by noticing that, in the absence of potential, the (homogeneous) evolution of the inflaton is given by $\ddot{\phi} + 3H\dot{\phi} = 0$. This relation (see section 5, Eq. (5.53)) implies that $\dot{\phi}^2$ scales as a^{-6} and may become, eventually, subleading in comparison with the potential energy.

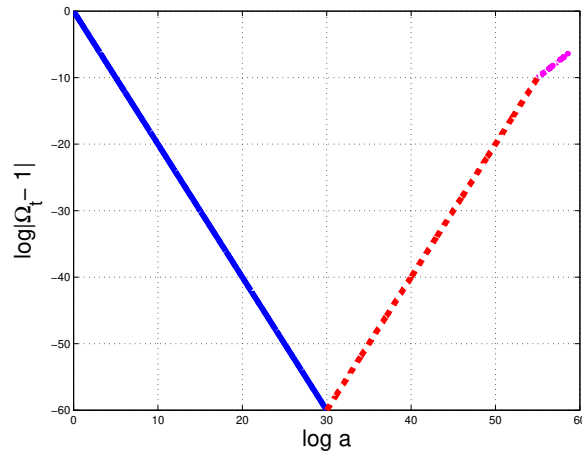


Figure 15: The evolution of the logarithm (to base 10) of $|\Omega_t - 1|$ as a function of the $\log a$ for an inflationary phase where $N \approx 69$ and in the sudden reheating approximation. The full line denotes the evolution during inflation while the dashed and the dot-dashed lines denote the approximate evolution during radiation and matter.

observations lead to the following requirements:

$$\frac{\dot{\chi}^2}{a_i^2} \ll \frac{\partial V}{\partial \chi}; \quad \dot{\chi}^2 \ll V; \quad \frac{(\chi')^2}{a_i^2} \ll \dot{\chi}^2; \quad (4.19)$$

at the time t_i and over a typical region H_i^{-1} . If the duration of inflation lasts just for 63 (or 65) e-folds it can happen that some initial spatial gradients (i.e. some initial spatial curvature) will still cause inhomogeneities inside the present Hubble volume.

4.2 Classical and quantum fluctuations

Classical and quantum fluctuations, in inflationary cosmology, have similarities but also crucial differences. While classical fluctuations are given, once forever, on a given space-like hypersurface, quantum fluctuations keep on reappearing all the time thanks to the zero-point energy of various quantum fields that are potentially present in de Sitter space-time. If the accelerated phase lasts just the minimal amount of e-folds required to solve the problem of the standard cosmological model classical fluctuations can definitely have an observational and physical relevance. Suppose, indeed, that classical fluctuations are present prior to the onset of inflation and suppose that their typical wavelength was of the order of H_i^{-1} . Then we can say that their wavelength today is

$$(t_0) = H_i^{-1} \frac{a_0}{a_i}; \quad (4.20)$$

But $a_0 = a_i$ is just the redshift factor required to fit the present Hubble patch inside the event horizon of our de Sitter phase. From Eq. (4.20) it is clear that if $H_i^{-1} = 10^5 \lambda_P \approx 10^{-28} \text{ cm}$, then $(t_0) \approx H_0^{-1}$ potentially relevant today.

If the inflationary phase lasts much more than the minimal amount of e-folds the classical fluctuations (possibly present at the onset of inflation) will be, in the future, redshifted to larger and larger length-scales (even much larger than the present Hubble patch). In the future these wavelengths will be, in some sense, accessible since the Hubble patch increases as time goes by. Therefore, if the

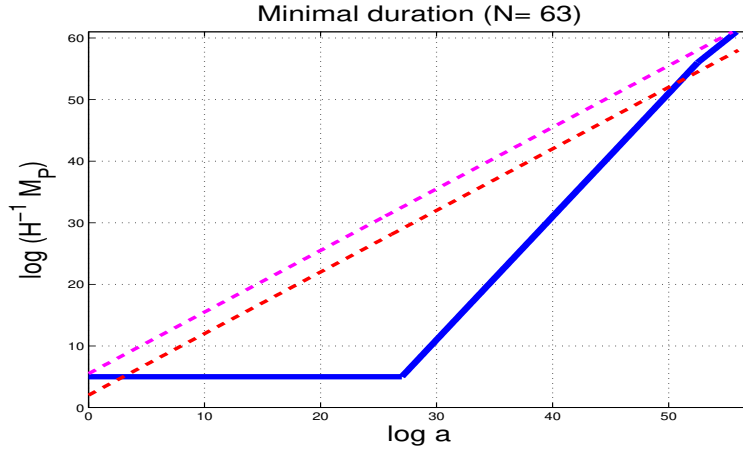


Figure 16: The evolution of the Hubble radius in the case when the duration of inflation is minimal. With the dashed lines we also illustrate the evolution of different typical wavelengths.

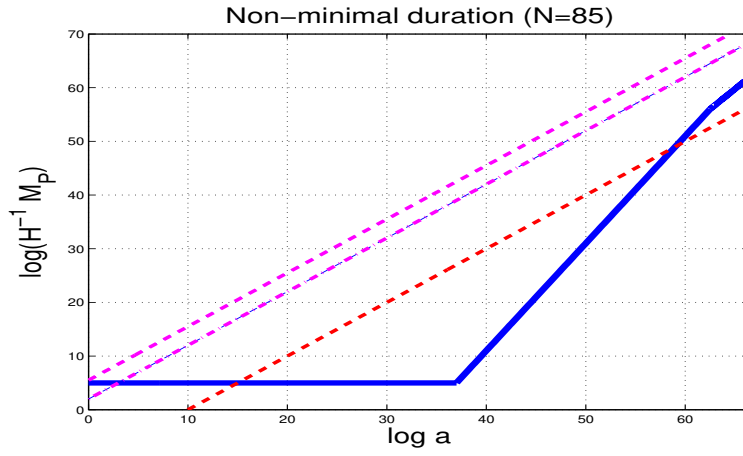


Figure 17: The same quantity illustrated in Fig. 16 but for a case when the duration of inflation is non-minimal.

inflationary phase lasts much more than the minimal amount of e-folds, the only fluctuations potentially accessible through satellite and terrestrial observations will be quantum-mechanically generated fluctuations that can be, under some conditions to be discussed later, parametrically amplified.

In Fig. 16 the evolution of the Hubble radius (in Planck units) is reported as a function of the logarithm of the scale factor. In Fig. 16 inflation lasts for the minimal amount (i.e. $N = 63$) while in Fig. 17 the duration of inflation is non-minimal (i.e. $N = 85 - 63$). From Figs. 16 and 17 the difference in the behaviour of classical and quantum fluctuations is evident. The dashed lines represent the wavelength of a given perturbation (either classical or quantum mechanical). If the duration of inflation is minimal, it is plausible (see Fig. 16) that a classical fluctuation crosses the Hubble radius the second time around the epoch of matter-radiation equality. This means that the classical fluctuation may have an observational impact. If, on the contrary, inflation lasts for much more than 63 e-folds (85, in Fig. 17) there are no chances that a classical fluctuation present at the onset of inflation will cross the Hubble radius around the epoch of matter-radiation equality. In this second case, the only fluctuations that will be eventually relevant will be the quantum mechanical ones. Summarizing the discussion conducted so far, we can say that there are two physically different situations:

if the duration of the inflationary phase lasts for the minimal amount of e -folds (i.e. $N \sim 63$) then it is plausible that some (observable?) relics of a pre-inflationary dynamics can be eventually detected in CMB observations;

if, on the contrary, the duration of inflation greatly exceeds the minimal duration we can expect that any memory of the pre-inflationary phase will be lost thanks to the efficiency of exponential expansion.

4.3 The entropy problem

The entropy of the CMB refers to the entropy of the matter sources of the geometry. There could be, in principle, also a truly gravitational entropy associated with the gravitational field itself. The way one can attribute an entropy to the gravitational field is subject of debate. This entropy, for instance, could be connected to the possibility of activating new degrees of freedom and can be measured, for instance according to Penrose, by the Weyl tensor [93] (see also [94]). So, for the moment, let us focus our attention on the entropy of the sources and let us recall that, today, this entropy sits in photons and it is given, in natural units, by $S \sim 10^{88}$. Since the evolution of the sources is characterized, in the SCM, by the covariant conservation of the total energy-momentum, the total entropy of the sources will also be conserved.

We are therefore in the situation where the entropy at the end of the inflationary phase must be of the order of 10^{88} . During inflation, at the same time, there is no reason why the evolution of the sources must not follow from the covariant conservation of the energy-momentum tensor. If this is the case, the entropy of our observable Universe must be produced, somehow, at the end of inflation. This is, indeed, what we can call the standard lore for the problem of entropy generation within the inflationary proposal. In the standard lore entropy (as well as radiation) is generated at the end of inflation during a phase called reheating.

During reheating the degree of freedom that drives inflation (the inflaton, in single field inflationary models) decays and this process is non-adiabatic. What was the entropy at the beginning of inflation? The answer to this question clearly depends upon the specific inflationary dynamics and, in particular, upon the way inflation starts. Let us try, however, to get a rather general (intuitive) picture of the problem. Suppose that, at some time t_i , an event horizon forms with typical size H_i^{-1} . The source of this dynamics could be, in principle, a cosmological constant or, more realistically, the (almost) constant potential energy of a scalar degree of freedom. In spite of the nature of the source, it can be always argued that its energy density is safely estimated by $H_i^2 M_P^2$. When the event horizon forms, massless particles can be around. Suppose, for a moment, that all the massless species are in thermal equilibrium at a common temperature T_i . Thus, their energy and entropy densities will be estimated, respectively, by T_i^4 and by T_i^3 . The total entropy at t_i contained inside the newly formed event horizon can then be quantified as

$$S_i \sim \frac{T_i^3}{H_i} : \quad (4.21)$$

As not yet discussed (but already mentioned) the quantum fluctuations amplified in the course of the inflationary evolution force us to a value of $H_i = M_P \sim 10^{16}$. On the other hand we will have that, for inflation to start,

$$H_i^2 M_P^2 \sim g T_i^4 ; \quad (4.22)$$

where g is the effective number of relativistic degrees of freedom at t_i (see Appendix B, Eq. (B.35)). From Eq. (4.22) it is easy to deduce that

$$S_i \propto \frac{T_i^3}{H_i}; \quad \frac{T_i}{H_i} \propto g^{1/4} \frac{H_i}{M_P} \propto t_i^{-1/2}; \quad (4.23)$$

Recalling that $H_i \propto 10^{-5} M_P$ it is then plausible, under the assumptions mentioned above, that the entropy at the onset of inflation is of order one and, anyway, much smaller than the present entropy sitting in the CMB photons.

During the development of inflation, if there is no significant energy and momentum exchange between the inflaton field and the photons, the temperature, the concentration of photons and the entropy density will all redshift exponentially so that we end-up eventually in a very flat and cold state where, however, the total entropy is still of order one thanks to the adiabaticity of the evolution. At some point, however, the inflaton will start decaying and massless particles will be produced. Let us now try to estimate the entropy produced in this process. It will be, in general terms, of the order of

$$S_{rh} = \frac{4}{3} \frac{T_{rh}^3}{H_{rh}}; \quad (4.24)$$

where T_{rh} is the reheating temperature and where H_{rh}^{-1} is the Hubble radius at the reheating. Let us assume, to begin with, that the reheating is instantaneous and perfectly efficient. This amounts to suppose that all the energy density of the inflaton is efficiently transformed into radiation at t_{rh} . Recalling now that H_{rh}^{-1} can be usefully connected with H_i^{-1} as

$$H_{rh}^{-1} \propto H_i^{-1} \frac{a_f}{a_i}; \quad (4.25)$$

we will have that the effective number of e-folds should be

$$N \approx 65.9 + \frac{1}{3} \ln \frac{H_i}{10^{-5}} \approx \ln \frac{T_{rh}}{10^{15} \text{ GeV}}; \quad (4.26)$$

where we assumed that $H_{rh} \propto T_{rh}^2/M_P$. So, if the inflationary phase is sufficiently long, the Hubble radius at reheating will be large enough to match the observed value of the entropy of the sources. There are, at least, three puzzling features, among others, with the argument we just presented:

the amount of entropy crucially depends upon the temperature of the reheating which depends upon the coupling of the inflaton to the degrees of freedom of the particle physics model;

the entropy should not exceed the observed one and, consequently, the solution of the entropy problem seems to imply a lower bound on the number of the inflationary e-folds;

the reheating may not be instantaneous and this will entail the possibility that the number of inflationary e-folds may be smaller since, during reheating, the Hubble radius may grow.

In some models of reheating the decay of the inflaton occurs through a phase where the inflaton field oscillates around the minimum of its potential. In this phase of coherent oscillations the Universe becomes, effectively, dominated by radiation and $a(t) \propto t^{2/3}$. Consequently, the radiation of H_{rh}^{-1} to H_i^{-1} will be given by a different equation and, more specifically, by

$$H_{rh}^{-1} = e^N \frac{H_i}{H_{rh}} \propto H_i^{-1} \quad (4.27)$$

where the power 2=3 in the last bracket accounts for the evolution during the reheating phase. In this case, requiring that the total entropy exceeds a bit the observed entropy we will obtain the following condition, on N :

$$N \geq 60.1 + \frac{1}{3} \ln \frac{1}{10^{-5}} + \frac{4}{3} \ln \frac{T_{rh}}{10^{15} \text{ GeV}} : \quad (4.28)$$

Equation (4.26) gives a lower estimate for the number of inflationary e-folds simply because the Universe was redshifting also in the intermediate (reheating) phase by, roughly, 5 effective e-folds.

According to the presented solution of the entropy problem the initial state of the Universe prior to inflation must have been rather ordered. Let us assume, indeed, the validity of the second law of thermodynamics

$$S_m + S_{Gr} \geq 0; \quad (4.29)$$

where S_{Gr} denotes, quite generically, the entropy of the gravitational field itself. Equation (4.29) is telling us that as we go back in time the Universe had to be always less and less entropic. The conclusion that the pre-inflationary Universe was rather special seems to clash with the idea that the initial conditions of inflation were somehow chaotic [88]. The idea here is that inflation is realized by means of a scalar degree of freedom (probably a condensate, see section 5) initially displaced from the minimum of its own potential. In some regions of space the inflation will be sufficiently displaced from its minimum and its spatial gradients will be large in comparison with the potential. In some other regions the spatial gradients will be sufficiently small. This picture, here only swiftly described, is really chaotic and it is conceptually difficult to imagine that this chaos could avoid also a large entropy of the pre-inflationary stage. A possible way out of this apparent impasse may be to include consistently the entropy of the gravitational field.

We conclude by recalling that there are proposals on the possible measures of the entropy of the gravitational field. On top of the proposal of Penrose already quoted in this section [93, 94], Davies [95, 96] proposed to associate an entropy to the cosmological backgrounds endowed with an event horizon. In this case $S_{Gr} \propto d_e^2 M_P^{-2}$. One can easily imagine models where the entropy of the sources decreases but the total entropy (i.e. sources and gravitational field) does not decrease [97, 98, 99, 100]. There is also the possibility of associating an entropy to the process of production of relic gravitons [101, 102] but we shall swiftly get back on this point later on in section 6.

4.4 The problem of geodesic completeness

Inflation does not solve the problem of the initial singularity. This statement can be appreciated by noticing that the expanding de Sitter space-time is not past geodesically complete [103, 104, 105, 106]. Such an occurrence is equivalent (both technically and physically) to a singularity. The geodesic incompleteness of a given space-time simply means that causal geodesics cannot be extended indefinitely in the past as a function of the affine parameter that shall be denoted with λ . The causal geodesics are either the time-like or null geodesics. Let us therefore consider, for simplicity, the case of null geodesics i.e.

$$dt^2 - d^2(t)dx^2 = 0; \quad (4.30)$$

From the geodesic equation:

$$\frac{d^2 x}{d\lambda^2} + \frac{dx}{d\lambda} \frac{dx}{d\lambda} = 0; \quad (4.31)$$

it is immediate to obtain the following pair of conditions:

$$\frac{d^2 t}{d^2} + 2a \frac{dx}{d} = 0; \quad (4.32)$$

$$\frac{d^2 x^i}{d^2} + 2 \frac{a}{a} \frac{dt}{d} \frac{dx^i}{d} = 0; \quad (4.33)$$

Inserting Eq. (4.30) into Eq. (4.32) to eliminate $(dx/d)^2$ we obtain

$$\frac{df}{d} + \frac{a}{a} f^2 = 0; \quad f() = \frac{dt}{d}; \quad (4.34)$$

But if we now recall that

$$\frac{df}{d} = \frac{df}{dt} \frac{dt}{d} = \frac{df}{dt} f; \quad (4.35)$$

Eq. (4.34) allows to express $f(t)$ in terms of the scale factor:

$$f(t) = \frac{dt}{d} = \frac{1}{a(t)}; \quad d = a(t)dt; \quad (4.36)$$

In the case of expanding de Sitter space-time we will have

$$a(t) \propto e^{Ht}; \quad t = \frac{1}{H} \ln(H \cdot) \quad (4.37)$$

implying that $t() \rightarrow 1$ for $\rightarrow 0$. This means that null geodesics are past-incomplete.

To appreciate what would be a geodesically complete space-time let us consider the following example:

$$a(t) \propto \cosh Ht; \quad t = \frac{1}{H} \ln [H + \sqrt{H^2 + 1}]; \quad (4.38)$$

In the case $\rightarrow 0$, $t() \rightarrow 0$ and the geodesics are complete. The background discussed in Eq. (4.38) is a solution of Einstein equations but in the presence of positive spatial curvature while, in the present example, we considered, implicitly, a spatially flat background manifold. In the case of pre-big bang models the geometry is geodesically complete in the past and the potentially dangerous (curvature) singularities may arise but not in the far past [75, 76] (see also [77, 78] for some possible mechanism for the regularization of the background).

5 Essentials of inflationary dynamics

In this section we will swiftly discuss how inflation can be realized. Diverse models have been proposed so far and the purpose of the present section is to outline some general aspects that will be useful in the discussion of the evolution of the inhomogeneities.

5.1 Fully inhomogeneous Friedmann-Lemaître equations

The usual presentation of inflationary dynamics deals, predominantly, with homogeneous equations for scalar degrees of freedom in the early Universe. It is then argued that, when the scalar potential dominates over the spatial gradients and over the kinetic energy of the scalar degree of freedom the geometry is led to inflate. In a slightly more quantitative perspective we shall demand that the aforementioned conditions should be verified over a spatial region of typical size $H_i^{-1} > 10^5 \lambda_P$ where H_i^{-1} , as explained in section 4, is a newly formed event horizon at the cosmic time t_i . Why should we neglect spatial gradients during a phase of inflationary expansion? The answer to this question can be neatly formulated in terms of the inhomogeneous form of Friedmann-Lemaître equations. The homogeneous Friedmann-Lemaître equations (see Eqs. (2.32), (2.33) and (2.34)) have been written neglecting all the spatial gradients. A very useful strategy will now be to write the Friedmann-Lemaître equations in a fully inhomogeneous form, i.e. in a form where the spatial gradients are not neglected. From this set of equations it will be possible to expand the metric to a given order in the spatial gradients, i.e. we will have that the zeroth-order solution will not contain any gradient, the first-order iteration will contain two spatial gradients, the second-order solution will contain four spatial gradients and so on. This kind of perturbative expansion has been pioneered, in the late sixties and in the seventies, by Lifshitz, Khalatnikov [107, 108, 109], and by Belinskii and Khalatnikov [110, 111, 112].

There are various applications of this formalism to inflationary cosmology [113, 114, 115, 116] as well as to dark energy models (see, for instance, [117, 118, 119] and references therein). In the present framework, the fully inhomogeneous approach will be simply employed in order to justify the following statements:

if the (total) barotropic index of the sources is such that $w > -1/3$ the spatial gradients will be relevant for large values of the cosmic time coordinate (i.e., formally, $t \rightarrow 1$) but they will be negligible in the opposite limit (i.e. $t \rightarrow 0^+$);

if the total barotropic index is smaller than $-1/3$ the situation is reversed: the spatial gradients will become more and more subleading as time goes by but they will be of utmost importance in the limit of small cosmic times;

if $w = -1/3$ the contribution of the spatial gradients remains constant.

The second point of the above list of items will justify why spatial gradients can be neglected as inflation proceeds. At the same time, it should be stressed that the announced analysis does not imply that the inflationary dynamics is generic. On the contrary it implies that, once inflation takes place, the spatial gradients will be progressively subleading. Similarly, the present analysis will also show that prior to the onset of inflation the spatial gradients cannot be neglected. For the present purposes,

a very convenient form of the line element is represented by

$$ds^2 = g_{ij} dx^i dx^j = dt^2 - g_{ij}(t; \mathbf{x}) dx^i dx^j; \quad (5.1)$$

where

$$g_{00} = 1; \quad g_{ij} = -g_{ij}(t; \mathbf{x}); \quad g_{0i} = 0; \quad (5.2)$$

Since the four-dimensional metric $g_{\alpha\beta}$ has ten independent degrees of freedom and since there are four available conditions to fix completely the coordinate system, Eqs. (5.1) and (5.2) encode all the relevant functions allowing a faithful description of the dynamics: the tensor $g_{ij}(t; \mathbf{x})$ being symmetric, contains 6 independent degrees of freedom. The idea is now, in short, the following. The Einstein equations can be written in a form where the spatial gradients and the temporal gradients are formally separated. In particular, using Eqs. (5.1) and (5.2) it can be easily shown that the Christoffel connections can be written as

$$\Gamma^0_{ij} = \frac{1}{2} \frac{\partial}{\partial t} g_{ij} = -K_{ij}; \quad \Gamma^j_{0i} = \frac{1}{2} g^{jk} \frac{\partial}{\partial t} g_{ki} = K^j_i; \quad (5.3)$$

$$\Gamma^k_{ij} = \frac{1}{2} g^{k\ell} [\partial_i g_{j\ell} + \partial_j g_{i\ell} - \partial_\ell g_{ij}]; \quad (5.4)$$

where K_{ij} is the so-called extrinsic curvature which is the inhomogeneous generalization of the Hubble parameter. Notice, in fact, that when $g_{ij} = a^2(t) \delta_{ij}$ (as it happens in the homogeneous case) $K^j_i = H \delta^j_i$ where H is the well known Hubble parameter. Using Eqs. (5.4) the components of the Ricci tensor can be written as

$$R^0_0 = -\text{Tr} K^2; \quad (5.5)$$

$$R^0_i = r_i K - r_k K^k_i; \quad (5.6)$$

$$R^j_i = \frac{\partial}{\partial t} K^j_i - K^j_k K^k_i + \dot{r}^j_i; \quad (5.7)$$

where the overdot denotes a partial derivation with respect to t ; r_i denotes the covariant derivative defined in terms of g_{ij} and of Eq. (5.4). In Eqs. (5.5), (5.6) and (5.7) the explicit meaning of the various quantities is given by

$$\text{Tr} K^2 = K^j_i K^i_j; \quad K = K^i_i; \quad \dot{r}^j_i = g^{jk} r_{ki}; \quad (5.8)$$

The three-dimensional Ricci tensor is simply given in terms of the Christoffel connections with spatial indices:

$$r_{ij} = \partial_m \Gamma^m_{ij} - \Gamma^m_{mi} \Gamma^m_{jj} + \Gamma^m_{ij} \Gamma^m_{mm} - \Gamma^m_{jm} \Gamma^m_{ii}; \quad (5.9)$$

Equations (5.5), (5.6) and (5.7) allow to write the Einstein equations in a fully inhomogeneous form. More specifically, assuming that the energy-momentum tensor is a perfect relativistic fluid

$$T_{\alpha\beta} = (p + \rho) u_\alpha u_\beta - p g_{\alpha\beta}; \quad (5.10)$$

the Hamiltonian and momentum constraints are, respectively,

$$K^2 - \text{Tr} K^2 + r = 16\pi G [(p + \rho) u_0 u^0 - p]; \quad (5.11)$$

$$r_i K - r_k K^k_i = 8\pi G u_i u^0 (p + \rho); \quad (5.12)$$

The (ij) components of Einstein equations lead instead to

$$\begin{aligned} & (K_{-i}^j - K K_i^j - K_{-i}^j) + \frac{1}{2} g_{ij} (K^2 + \text{Tr} K^2) = (r_i^j - \frac{1}{2} g_{ij} r^k_k) \\ & = -8 G [(p + \rho) u_i^j + p \delta_i^j]; \end{aligned} \quad (5.13)$$

A trivial remark is that, in Eqs. (5.11), (5.12) and (5.13), the indices are raised and lowered using directly $g_{ij}(t; \mathbf{x})$. By combining the previous set of equations the following relation can be easily deduced

$$q \text{Tr} K^2 = -8 G (p + \rho) u_0 u^0 + \frac{p}{2} \quad (5.14)$$

where

$$q(\mathbf{x}; t) = -1 + \frac{K_{-}}{\text{Tr} K^2}; \quad (5.15)$$

is the inhomogeneous generalization of the deceleration parameter. In fact, in the homogeneous and isotropic limit, $g_{ij} = a^2(t) \delta_{ij}$, $K_i^j = H \delta_i^j$ and, as expected, $q(t) = -\frac{\ddot{a}}{a\dot{a}^2}$. Recalling the definition of $\text{Tr} K^2$ it is rather easy to show that

$$\text{Tr} K^2 = \frac{K^2}{3} \geq 0; \quad (5.16)$$

where the sign of equality (in the first relation) is reached, again, in the isotropic limit. Since g_{ij} is always positive semidefinite, it is also clear that

$$u_0 u^0 = 1 + g_{ij} u_i u_j \geq 1; \quad (5.17)$$

that follows from the condition $g_{\mu\nu} u^\mu u^\nu = 1$. From Eq. (5.14) it follows that $q(t; \mathbf{x})$ is always positive semidefinite if $(-1 + 3p) \geq 0$. This result is physically very important and it shows that spatial gradients cannot make gravity repulsive. One way of making gravity repulsive is instead to change the sources of the geometry and to violate the string energy condition. Eqs. (5.14) and (5.15) generalize the relations already obtained in section 2 and, in particular, Eqs. (2.36) and (2.39). Also in section 2 it has been observed that the acceleration is independent on the contribution of the spatial curvature. Furthermore, it is easy to show that when the (negative) spatial curvature dominates over all the other sources the scale factor expands, at most, linearly in cosmic time (i.e. $a(t) \propto t$) and the deceleration parameter vanishes.

Equations (5.11), (5.13) and (5.12) must be supplemented by the explicit form of the covariant conservation equations:

$$\begin{aligned} & \frac{1}{p} \frac{\partial}{\partial t} [p - (p + \rho) u^0 u^0] - \frac{1}{p} \partial_k f^{p-} [(p + \rho) u^k u^0 + p^{ki}] g_{ij} - 2 K_i^j u^0 u^j (p + \rho) \\ & \quad \cdot g_{ij} [(p + \rho) u^k u^0 + p^{ki}] = 0; \end{aligned} \quad (5.18)$$

$$\begin{aligned} & \frac{1}{p} \frac{\partial}{\partial t} f^{p-} [(p + \rho) u_0 u^0 - p] g_{ij} - \frac{1}{p} \partial_i f^{p-} (p + \rho) u_0 u^i g_{ij} \\ & \quad K_k^j [(p + \rho) u^k u^0 + p^{kj}] = 0; \end{aligned} \quad (5.19)$$

where $\gamma = \det(g_{ij})$. It is useful to recall, from the Bianchi identities, that the intrinsic curvature tensor and its trace satisfy the following identity

$$r_{ij} r^j_i = \frac{1}{2} r_{ij} r^{ij} \quad (5.20)$$

Note, finally, that combining Eq. (5.11) with the trace of Eq. (5.13) the following equation is obtained:

$$\text{Tr} K^2 + K^2 + r_{ij} K^{ij} = 8 G (p + \rho) u^0; \quad (5.21)$$

Equation (5.21) allows to re-write Eqs. (5.11), (5.13) and (5.12) as

$$K_{ij} - \text{Tr} K^2 = 8 G (p + \rho) u_0 u^0 + \frac{P}{2}; \quad (5.22)$$

$$\frac{1}{P} \frac{\partial}{\partial t} P - K_{ij}^j = 8 G (p + \rho) u^j + \frac{P}{2} \delta_{ij}^j; \quad (5.23)$$

$$r_{ij} K^{ij} - r_k K_i^k = 8 G (p + \rho) u_i u^0; \quad (5.24)$$

where we used the relation $2K = \delta_{ij}^j$.

Let us now look for solutions of the previous system of equations in the form of a gradient expansion. We shall be considering γ_{ij} written in the form

$$\gamma_{ik} = a^2(t) [\gamma_{ik}(\mathbf{x}) + \gamma_{ik}(t; \mathbf{x})]; \quad \gamma^{kj} = \frac{1}{a^2(t)} [\gamma^{kj} + \gamma^{kj}(t; \mathbf{x})]; \quad (5.25)$$

where $\gamma(t; \mathbf{x})$ is considered to be the first-order correction in the spatial gradient expansion. Note that from Eq. (5.25) $\gamma_{ik} \gamma^{kj} = \delta_{ij}^j + O(\epsilon^2)$. The logic is now very simple since Einstein equations will determine the specific form of γ_{ij} once the specific form of γ_{ij} is known.

Using Eq. (5.25) into Eqs. (5.3) we obtain

$$K_{ij}^j = H \delta_{ij}^j + \frac{\dot{\gamma}_{ij}^j}{2}; \quad K = 3H + \frac{1}{2} \dot{\gamma}; \quad \text{Tr} K^2 = 3H^2 + H \dot{\gamma}; \quad (5.26)$$

where, as usual, $H = \dot{a}/a$.

From Eq. (5.12) it also follows

$$r_k \gamma_i^k - r_i \gamma = 16 G u_i u^0 (p + \rho); \quad (5.27)$$

The explicit form of the momentum constraint suggests to look for the solution in a separable form, namely, $\gamma_{ij}(t; \mathbf{x}) = g(t) B_{ij}^j(\mathbf{x})$. Thus Eq. (5.27) becomes

$$g(r_k B_i^k - r_i B) = 16 G u_i u^0 (p + \rho); \quad (5.28)$$

Using this parametrization and solving the constraint for u_i , Einstein equations to second order in the gradient expansion reduce then to the following equation:

$$(g + 3H g) B_{ij}^j + H g B_{ij}^j + \frac{2P_{ij}^j}{a^2} = \frac{w}{3w + 1} (g + 2H g) B_{ij}^j; \quad (5.29)$$

In Eq. (5.29) the spatial curvature tensor has been parametrized as

$$r_i^j = \frac{P_{ij}^j}{a^2}; \quad (5.30)$$

Recalling that

$$H = H_0 a^{\frac{3(w+1)}{2}}; \quad \dot{H} = \frac{3(w+1)}{2} H^2; \quad (5.31)$$

the solution for Eq. (5.29) can be written as

$$\begin{aligned} B_i^j &= \frac{4}{H_0^2 (3w + 1) (3w + 5)} P_i^j - \frac{5 + 6w}{4(9w + 5)} \frac{3w^2}{P_i^j}; \\ B &= \frac{P}{H_0^2 (9w + 5)}; \end{aligned} \quad (5.32)$$

with $g(t)$ simply given by

$$g(t) = a^{3w+1}; \quad (5.33)$$

Note that, in Eq. (5.32), $H_0 = 2/[3(w + 1)t_0]$. Equation (5.32) can be also inverted, i.e. P_i^j can be easily expressed in terms of B_i^j and B :

$$P_i^j = \frac{H_0^2}{4} [B_i^j (6w + 5 - 3w^2) + B_i^j (3w + 5) (3w + 1)]; \quad (5.34)$$

Using Eq. (5.20) the peculiar velocity field and the energy density can also be written as

$$\begin{aligned} u^0 u_i &= \frac{3}{8G} \frac{w}{3w + 5} a^{3w+1} H_0 B_i(\mathbf{x}); \\ &= \frac{3H_0^2}{8G} a^{-3(w+1)} \frac{w + 1}{2} B(\mathbf{x}) a^2; \end{aligned} \quad (5.35)$$

Let us therefore rewrite the solution in terms of $_{ij}$, i.e.

$$_{ij} = a^2(t) [_{ij}(\mathbf{x}) + _{ij}(\mathbf{x}; t)] = a^2(t) _{ij}(\mathbf{x}) + a^{3w+1} B_{ij}(\mathbf{x}); \quad (5.36)$$

Concerning this solution a few comments are in order:

if $w > -1/3$, $_{ij}$ becomes large as $a \rightarrow 1$ (note that if $w = -1/3$, a^{3w+1} is constant);

if $w < -1/3$, $_{ij}$ vanishes as $a \rightarrow 1$;

if $w < -1$, $_{ij}$ not only the gradients become sub-leading but the energy density also increases as $a \rightarrow 1$.

to the following order in the perturbative expansion the time-dependence is easy to show: $_{ij}' = a^2(t) [_{ij} + a^{3w+1} B_{ij} + a^{2(3w+1)} E_{ij}]$ and so on for even higher order terms; clearly the calculation of the curvature tensors will now be just a bit more cumbersome.

Equation (5.36) then proves the statements illustrated at the beginning of the present section and justifies the use of homogeneous equations for the analysis of the stationary dynamics. Again, it should be stressed that homogeneous equations can be used for the description of stationary dynamics. The debatable issue on how inflation starts should however be discussed within the inhomogeneous approach.

It is finally relevant to mention that the present formalism also answer an important question on the nature of the singularity in the standard cosmological model. Suppose that the evolution of the Universe is always decelerated (i.e. $\ddot{a} < 0$) but expanding (i.e. $\dot{a} > 0$). What should we expect in the limit $a \rightarrow 0$? As emphasized in the past by Belinskii, Lifshitz and Khalatnikov (see for instance [112]) close to the singularity the spatial gradients become progressively less important as also implied by

Eq. (5.36). This conclusion is very important since it means that the standard big-bang may be highly anisotropic but rather homogeneous. In particular, close to the singularity the solution may fall in one of the metrics of the Bianchi classification [64] (see also Eqs. (2.5) and (2.6)). In more general terms it can also happen that the geometry undergoes anisotropic oscillations that are customarily named BKL (for Belinskii, Khalatnikov and Lifshitz) oscillations.

5.2 Homogeneous evolution of a scalar field

The Friedmann-Lemaître equations imply that the scale factor can accelerate provided $w < -1/3$, where w is the barotropic index of the generic fluid driving the expansion. This condition can be met, for instance, if one (or more) scalar degrees of freedom have the property that their potential dominates over their kinetic energy. Consider, therefore, the simplest case where a single scalar degree of freedom is present in the game. The action can be written as

$$S = \int d^4x \sqrt{-g} \left[\frac{R}{16\pi G} + g^{\mu\nu} \partial_\mu \phi \partial_\nu \phi - V(\phi) \right]; \quad (5.37)$$

where ϕ is the scalar degree of freedom and $V(\phi)$ its related potential. The scalar field appearing in the action (5.37) is said to be minimally coupled. There are of course other possibilities. For instance the scalar field ϕ can be conformally coupled or even non-minimally coupled. These couplings arise when the scalar field action is written in the form

$$S = \int d^4x \sqrt{-g} \left[\frac{R}{16\pi G} + g^{\mu\nu} \partial_\mu \phi \partial_\nu \phi - V(\phi) - \frac{\xi}{2} R \phi^2 \right]; \quad (5.38)$$

Clearly the difference between Eq. (5.37) and Eq. (5.38) is the presence of an extra term, i.e. $-\frac{\xi}{2} R \phi^2$. If $\xi = 0$ we recover the case of minimal coupling. If $\xi = 1/6$ the field is conformally coupled and its evolution equations are invariant under the Weyl rescaling of the metric. In all other cases the field is said to be simply non-minimally coupled. In what follows, for pedagogical reasons, we will stick to the case of minimal coupling.

By taking the variation of (5.37) with respect to $g_{\mu\nu}$ and ϕ we get, respectively,

$$R - \frac{1}{2} \dot{R}^2 = 8\pi G T; \quad (5.39)$$

$$g^{\mu\nu} \partial_\mu \phi \partial_\nu \phi - V(\phi) = 0; \quad (5.40)$$

where

$$T_{\mu\nu} = \partial_\mu \phi \partial_\nu \phi - g_{\mu\nu} \left[\frac{1}{2} \dot{\phi}^2 - V(\phi) \right]; \quad (5.41)$$

$$T = g^{\mu\nu} T_{\mu\nu} = \frac{1}{2} \dot{\phi}^2 - 3V(\phi); \quad (5.42)$$

The components of Eq. (5.42) can be written, in a spatially flat FRW metric, as

$$T_0^0 = -\left[\frac{1}{2} \dot{\phi}^2 + V(\phi) + \frac{1}{2a^2} (\partial_k \phi)^2 \right]; \quad (5.43)$$

$$T_i^j = \frac{1}{a^2} \partial_i \phi \partial_j \phi - \frac{1}{2} \dot{\phi}^2 \delta_i^j - V(\phi) \delta_i^j + \frac{1}{2a^2} (\partial_k \phi)^2 \delta_i^j \quad (5.44)$$

$$T_i^0 = -\dot{\phi} \partial_i \phi \quad (5.45)$$

where, for the moment, the spatial gradients have been kept. To correctly identify the pressure and energy density of the scalar field the components of T can be written as

$$T_0^0 = \rho; \quad T_i^j = p \delta_i^j + \pi_i^j(\varphi); \quad (5.46)$$

where π_i^j is a traceless quantity and it is called anisotropic stress¹⁸. By comparing Eqs. (5.43), (5.44) and (5.45) with Eq. (5.46) we will have

$$\rho = \frac{\dot{\varphi}^2}{2} + V + \frac{1}{2a^2} (\partial_k \varphi')^2; \quad (5.47)$$

$$p = \frac{\dot{\varphi}^2}{2} - V - \frac{1}{6a^2} (\partial_k \varphi')^2; \quad (5.48)$$

$$\pi_i^j(\varphi) = \frac{1}{a^2} \partial_i \varphi' \partial^j \varphi' - \frac{1}{3} (\partial_k \varphi')^2 \delta_i^j; \quad (5.49)$$

Equations (5.47) and (5.48) imply that the effective barotropic index for the scalar system under discussion is simply given by

$$w_{\text{eff}} = \frac{p}{\rho} = \frac{\frac{\dot{\varphi}^2}{2} - V - \frac{1}{6a^2} (\partial_k \varphi')^2}{\frac{\dot{\varphi}^2}{2} + V + \frac{1}{2a^2} (\partial_k \varphi')^2}; \quad (5.50)$$

Concerning Eq. (5.50) three comments are in order:

if $\frac{\dot{\varphi}^2}{2} \gg V$ and $\frac{\dot{\varphi}^2}{2} \gg (\partial_k \varphi')^2 = a^2$, then $w_{\text{eff}} \approx 1$; in this regime the scalar field behaves as a stiff fluid;

if $V \gg \frac{\dot{\varphi}^2}{2}$ and $(\partial_k \varphi')^2 = a^2$, then $w_{\text{eff}} \approx -1$; in this regime the scalar field is an inflation candidate;

if $(\partial_k \varphi')^2 = a^2 \gg \frac{\dot{\varphi}^2}{2}$ and $(\partial_k \varphi')^2 = a^2 \gg V$, then $w_{\text{eff}} \approx -1/3$: in this regime the system is gradient-dominated and, according to the previous results the inhomogeneous deceleration parameter $q(t; \mathbf{x}) \approx 0$.

Of course also intermediate situations are possible (or plausible). If the scalar potential dominates both over the gradients and over the kinetic energy for a sufficiently large event horizon at a given time the subsequent evolution is therefore likely to be rather homogeneous and the relevant equations will simply be:

$$\overline{M}_P^2 H^2 = \frac{1}{3} \frac{\dot{\varphi}^2}{2} + V - \frac{k \overline{M}_P^2}{a^2}; \quad (5.51)$$

$$\overline{M}_P^2 \dot{H} = -\frac{\dot{\varphi}^2}{2} + \frac{k \overline{M}_P^2}{a^2}; \quad (5.52)$$

$$\dot{\varphi} + 3H\dot{\varphi} + \frac{\partial V}{\partial \varphi} = 0; \quad (5.53)$$

where the reduced Planck mass has been defined according to the following chain of equalities:

$$\overline{M}_P^2 = \frac{1}{8G} = \frac{M_P^2}{8}; \quad (5.54)$$

¹⁸The anisotropic stress is rather relevant for the correct discussion of the pre-decoupling physics and, as we shall see, is mainly due, after weak interactions have fallen out of thermal equilibrium, to the quadrupole moment of the neutrino phase space distribution.

Even if it is not desirable to introduce different definitions of the Planck mass, the conventions adopted in Eq. (5.54) are widely used in the study of inflationary dynamics so we will stick to them. Because of the factor $\frac{p}{8}$ in the denominator, \overline{M}_p will be roughly 5 times smaller than M_p .

5.3 Classification (s) of inflationary backgrounds

Inflationary backgrounds can be classified either in geometric or in dynamical terms. The geometric classification is based on the evolution of the Hubble parameter (or of the extrinsic curvature). The conditions $\dot{a} > 0$ and $\ddot{a} > 0$ can be realized for different evolutions of the Hubble parameter. Three possible cases arise naturally:

de Sitter inflation (realized when $H = 0$);

power-law inflation (realized when $H < 0$);

superinflation (realized when $H > 0$).

The case of exact de Sitter inflation is a useful simplification but it is, in a sense, unrealistic. On one hand it is difficult, for instance by means of a (single) scalar field, to obtain a pure de Sitter dynamics. On the other hand, if $H = 0$ only the tensor modes of the geometry are excited by the time evolution of the background geometry. This observation would imply that the scalar modes (so important for the CMB anisotropies) will not be produced.

The closest situations to a pure de Sitter dynamics is realized by means of a quasi-de Sitter phase of expansion where $H < 0$. Quasi-de Sitter inflation is closely related with power-law inflation where the scale factor exhibits a power-law behaviour and $H < 0$. If the power of the scale factor is much larger than 1 (i.e. $a(t) \propto t^p$ with $p \gg 1$) the quasi-de Sitter phase is essentially a limit of the power-law models which may be realized, for instance, in the case of exponential potentials as we shall see in a moment. Finally, an unconventional case is the one of superinflation. In standard Einstein-Hilbert gravity superinflation can only be achieved (in the absence of spatial curvature) if the dominant energy condition is violated, i.e. if the effective enthalpy of the sources is negative definite. This simple observation (stemming directly from Eq. (2.33)) implies that, in Einstein-Hilbert gravity, scalar field sources with positive kinetic terms cannot give rise to superinflationary dynamics.

This in passe can be overcome in two different (but complementary) ways. If internal dimensions are included in the game, the overall solutions differ substantially from the simple four-dimensional case contemplated along these lectures. This possibility arises naturally in string cosmology and has been investigated [120, 121] in the context of the evolution of fundamental strings in curved backgrounds [122]. If the Einstein-Hilbert theory is generalized to include a fundamental scalar field (the dilaton) different frames arise naturally in the problem. In this context, superinflation arises as a solution in the string frame as a result of the dynamics of the dilaton (which is, in turn, connected with the dynamics of the gauge coupling). This is the path followed, for instance, in the context of pre-big bang models (see [75, 77] and references therein).

If inflation is realized by means of one (or many) scalar degrees of freedom, the classification of inflationary models is usually described in terms of the properties of the scalar potential. This is a more dynamical classification that is, however, narrower than the geometric one introduced above. The rationale for this statement is that while the geometric classification is still valid in the presence

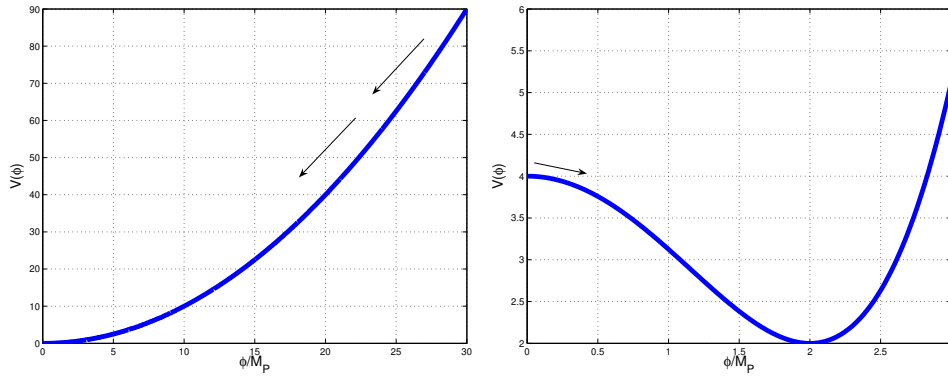


Figure 18: Two schematic examples of inflationary potentials: small field models (at the right) and large field models (at the left). The directions of the arrows emphasize the evolution of the scalar degree of freedom

of many (scalar) degrees of freedom driving inflation, the dynamical classification may slightly change depending upon the number and nature of the scalar sources introduced in the problem. Depending on the way the slow-roll dynamics is realized, two cases are customarily distinguished

small field models (see Fig.18, right panel);

large field models (see Fig.18 left panel).

In small field models the value of the scalar field in Planck units is usually smaller than one. In large field models the value of the scalar field at the onset of inflation is usually larger than one (ore even much larger than one) in Planck units. In Fig. 18 a schematic view of the large and small field models is provided. In what follows examples of large and small field models will be given.

Let us finally comment on the relevance of spatial curvature. Inflation is safely described in the absence of spatial curvature since, as we saw, the inflationary dynamics washes out the spatial gradients quite efficiently. In spite of this statement, there can be situations (see second example in the following subsection) where the presence of spatial curvature leads to exact inflationary backgrounds. Now, these solutions, to be phenomenologically relevant, should intake for the minimal amount of e-folds. If, on the contrary, inflation lasts much more than the required 60 or 65 e-folds, the consequences of inflationary models endowed with spatial curvature will be indistinguishable, for practical purposes, from the consequences of those models where the spatial curvature is absent from the very beginning.

5.4 Exact inflationary backgrounds

As Eqs. (2.32), (2.33) and (2.34), also Eqs. (5.51), (5.52) and (5.53) are not all independent. To illustrate inflationary dynamics, the following game can be, in some cases, successfully played: specify a given geometry, then obtain the scalar field profile by integrating (with respect to the cosmic time coordinate) Eq. (5.52). If the result of this manipulation is explicit and invertible, then Eq. (5.51) allows to determine the specific form of the potential. The drawback of this strategy concerns the range of applicability: few solvable examples are known and two of them will now be described in pedagogical terms. Consider the following power-law background:

$$a(t) = a_1 \frac{t}{t_1} ; \quad > 1; \quad t > 0; \quad (5.55)$$

$$H = \frac{1}{t}; \quad H = -\frac{1}{t^2}; \quad (5.56)$$

where Eq. (5.56) follows from Eq. (5.55) by using the definition of Hubble parameter. Using now Eq. (5.52), Ω' can be swiftly determined as

$$\Omega'(t) = \Omega'_0 + \frac{q}{2M_P} \ln \frac{t}{t_1} : \quad (5.57)$$

Inverting Eq. (5.57) we can easily obtain:

$$\frac{t}{t_1} = \exp \left[\frac{\Omega' - \Omega'_0}{\frac{q}{2M_P}} \right] : \quad (5.58)$$

With the help of Eq. (5.58), Eq. (5.51) can be used to determine the specific form of the potential, i.e.

$$V(\Omega') = V_0 e^{\frac{q}{2M_P} \Omega'} \quad (5.59)$$

$$V_0 = (3 - 1)M_P^2 t_1^2 e^{-\frac{q}{2M_P} \Omega'_0} : \quad (5.60)$$

With the geometry (5.56), Eq. (5.40) is automatically satisfied provided Ω' is given by (5.57) and the potential is the one determined in Eqs. (5.59)-(5.60). The example developed in this paragraph goes often under the name of power law inflation [123, 124, 125, 126].

Consider now a different example where the scale factor is given by

$$a(t) = a_1 \cosh(H_1 t); \quad H_1 > 0; \quad (5.61)$$

$$H(t) = H_1 \tanh(H_1 t); \quad H = \frac{H_1^2}{\cosh^2(H_1 t)} : \quad (5.62)$$

This type of solution is not compatible with Eq. (5.52) if the spatial curvature vanishes (or if it is negative). In these cases, in fact, H would be positive semi-definite and it should equal, by Eq. (5.52), $\Omega'^2 = 2$ which is, overall negative definite. Taking thus into account the necessary contribution of the spatial curvature, Eq. (5.52) gives us Ω' and, after explicit integration, also $\Omega'(t)$. The result of this procedure is that

$$\Omega' = \frac{A_1}{\cosh H_1 t}; \quad (5.63)$$

$$\Omega'(t) = \Omega'_0 + \frac{A_1}{H_1} \arctan[\sinh(H_1 t)]; \quad (5.64)$$

$$A_1 = \frac{p-2}{2} \frac{k}{a_1^2} H_1^{2-1} M_P : \quad (5.65)$$

Recalling now that, from Eq. (5.64),

$$\sinh(H_1 t) = \tan \tilde{\eta}; \quad \tilde{\eta} = \frac{H_1}{A_1} (\Omega' - \Omega'_0); \quad (5.66)$$

Eq. (5.51) can be used to determine the potential which is

$$V(\tilde{\eta}) = M_P^2 H_1^2 [\beta - 2 \cos^2 \tilde{\eta}] + 2 \frac{k M_P^2}{a_1^2} \cos^2 \tilde{\eta} : \quad (5.67)$$

The example developed in this paragraph goes also under the name of de Sitter bounce and has been studied in different contexts [127, 128]. As already stressed, solvable examples are rather uncommon. It is therefore mandatory to devise general procedure allowing the discussion of the scalar field dynamics even in the situation when the exact solution is lacking.

5.5 Slow-roll dynamics

In the previous section it has been pointed out that the expanding de Sitter phase used for the first description of inflationary dynamics may not be exact and, therefore, we talked about quasi-de Sitter dynamics. In inflationary dynamics a number of slow-roll parameters are customarily defined. They have the property of being small during the (quasi)-de Sitter stage of expansion. Thus they can be employed as plausible expansion parameters. As an example consider the following choice¹⁹:

$$\epsilon = \frac{H^2}{M_P^2}; \quad \eta = \frac{H'}{H^2}; \quad (5.68)$$

As we shall see, in the literature these parameters are often linearly combined. The smallness of these two (dimensionless) parameters define the range of validity of a given inflationary solution characterized by the dominance of the potential term in the field equations. In other words during the (slow-roll) inflationary phase $j \approx 1$ and $j \approx 1$. As soon as $\epsilon \approx 1$ inflation ends.

During a slow-roll phase the (effective) evolution equations for the homogeneous part of the inflation background can be written as

$$H^2 M_P^2 \epsilon' = \frac{V}{3}; \quad (5.69)$$

$$3H' + \frac{\partial V}{\partial \phi} = 0; \quad (5.70)$$

A naive example of slow-roll dynamics characterized by the following single-field potential:

$$V(\phi) = V_1 \left(\frac{m^2}{2} \phi'^2 + \frac{1}{4} \phi'^4 + \dots \right) \quad (5.71)$$

where V_1 is a constant. In the jargon, this is a rather simplistic example of what is called a small field model. The solution of Eqs. (5.69) and (5.70) implies, respectively, that

$$a(t) \propto e^{H_1 t}; \quad H_1 = \frac{1}{M_P} \sqrt{\frac{V_1}{3}}; \quad (5.72)$$

$$\phi' \propto e^{\frac{m^2}{3H_1} t}; \quad \frac{m^2}{3H_1^2} t < 1; \quad (5.73)$$

The slow-roll phase lasts until the scalar field is approximately constant, i.e. until the cosmic time t_f that can be read-off from Eq. (5.73):

$$t_f \propto \frac{3H_1^2}{m^2}; \quad H_1 t_f \propto \frac{3H_1^2}{m^2}; \quad (5.74)$$

From Eq. (5.74) the number of e-folds of this toy model can be computed and it is given by

$$N \propto \frac{3H_1^2}{m^2} > 65; \quad m^2 \propto \frac{3H_1^2}{65} \quad (5.75)$$

¹⁹Concerning the notation employed for the second slow-roll parameter we remark that the same Greek letter has been also used to denote the ratio between the concentration of baryons and photons (i.e. η) introduced in Eq. (2.49). No confusion is possible both because of the subscript and because the two variables never appear together in this discussion. We warn the reader that, however, very often η is simply denoted by η in the existing literature and, therefore, it will only be the context to dictate the correct signification of the symbol.

which shows that m should be sufficiently small in units of H_1 to get a long enough inflationary phase. In the case of the exact inflationary background discussed in Eq. (5.56) the definitions of the slow-roll parameters given in Eq. (5.68) lead quite simply to the following expressions:

$$\epsilon = \frac{1}{2} \left(\frac{H'}{H} \right)^2; \quad \eta = \frac{1}{M_P^2} \frac{V''}{V}; \quad (5.76)$$

which can be smaller than 1 provided $\epsilon > 1$ as already required in the process of deriving the solution.

5.6 Slow-roll parameters

The slow-roll parameters of Eq. (5.68) can be directly expressed in terms of the potential and of its derivatives by using Eqs. (5.69) and (5.70). The result of this calculation is that

$$\epsilon = \frac{H'^2}{H^2} = \frac{\overline{M}_P^2}{2} \frac{V'^2}{V}; \quad (5.77)$$

$$\eta = \frac{V''}{H'^2} = -\epsilon; \quad -\epsilon = \frac{\overline{M}_P^2}{2} \frac{V'''}{V'}; \quad (5.78)$$

where V' and V'' denote, respectively, the first and second derivatives of the potential with respect to ϕ . Equations (5.77) and (5.78) follow from Eqs. (5.68) by using Eqs. (5.69) and (5.70). From the definition of ϵ (i.e. Eqs. (5.68)) we can write

$$\epsilon = \frac{1}{H^2} \frac{\partial H}{\partial \phi} \frac{\partial H}{\partial \phi} = \frac{1}{3H^3} \frac{\partial H}{\partial \phi} \frac{\partial V}{\partial \phi}; \quad (5.79)$$

But from Eq. (5.69) it also follows that

$$H \frac{\partial H}{\partial \phi} = \frac{1}{6\overline{M}_P^2} \frac{\partial V}{\partial \phi} \quad (5.80)$$

Inserting now Eq. (5.80) into Eq. (5.79) and recalling Eq. (5.69), Eq. (5.77) is swiftly obtained.

Consider next the definition of η as it appears in Eq. (5.68) and let us write it as

$$\eta = \frac{1}{H'^2} \frac{\partial}{\partial \phi} \left(\frac{1}{3H} \frac{\partial V}{\partial \phi} \right) = \frac{1}{H'^2} \left(\frac{H}{3H^2} \frac{\partial V}{\partial \phi} + \frac{1}{3H} \frac{\partial^2 V}{\partial \phi^2} \right); \quad (5.81)$$

where the second time derivative has been made explicit. Recalling now the definition of ϵ as well as Eq. (5.70), Eq. (5.81) can be written as

$$\eta = -\epsilon; \quad -\epsilon = \frac{\overline{M}_P^2}{2} \frac{V'''}{V'}; \quad (5.82)$$

It is now possible to illustrate the use of the slow-roll parameters by studying, in rather general terms, the total number of e-folds and by trying to express it directly in terms of the slow-roll parameters. Consider, first of all, the following way of writing the total number of e-folds:

$$N = \int_{a_i}^{a_f} \frac{da}{a} = \int_{t_i}^{t_f} \frac{H}{H} dt = \int_{\phi_i}^{\phi_f} \frac{H}{H'} d\phi; \quad (5.83)$$

Using now Eq. (5.69) and, then, Eq. (5.70) inside Eq. (5.83) we do get the following chain of equivalent expressions:

$$N = \int_{\phi_i}^{\phi_f} \frac{3H^2}{V'} d\phi = \int_{\phi_i}^{\phi_f} \frac{d\phi}{\overline{M}_P^2 \epsilon} \quad (5.84)$$

Let us now give a simple and well known example, i.e. the case of a monomial potential²⁰ Recently of the form $V(\phi) \propto \phi^n$. In this case Eqs. (5.77) and (5.84) imply, respectively,

$$\frac{\overline{M}_P^2}{2} \frac{n^2}{f^2}; \quad N = \frac{f_i^2}{2n \overline{M}_P^2} f_f^2; \quad (5.85)$$

Let us now ask the following pair of questions:

what was the value of f say 60 e-folds before the end of inflation?

what was the value of ϕ 60 e-folds before the end of inflation?

To answer the first question let us recall that inflation ends when $(f_f)' \approx 1$. Thus from Eq. (5.85) we will have, quite simply, that

$$f_{60}^2 = \frac{n(n+240)}{2} \overline{M}_P^2; \quad (5.86)$$

Consequently, the value of ϕ corresponding to 60 e-folds before the end of inflation is given by

$$(\phi_{60}) = \frac{n}{n+240}; \quad (5.87)$$

which is, as it should, smaller than one.

This last example, together with the definition of slow-roll parameters suggests a second class of inflationary models which has been illustrated in Fig. 18 (panel at the left). The slow-roll dynamics is also realized if, in the case of monomial potential V is sufficiently large in Planck units. These are the so-called large field models. Notice that to have a field $\phi > \overline{M}_P$ does not imply that the energy density of the field is larger than the Planck energy density.

The slow-roll algebra introduced in this section allows to express the spectral indices of the scalar and tensor modes of the geometry in terms of ϵ and η . The technical tools appropriate for such a discussion are collected in section 10. The logic is, in short, the following. The slow-roll parameters can be expressed in terms of the derivatives of the potential. Now, the spectra of the scalar and tensor fluctuations of the geometry (allowing the comparison of the model with the data of the CMB anisotropies) can be expressed, again, in terms of ϵ and η . Consider, as an example, the case of single-field inflationary models. In this case the scalar and tensor power spectra (i.e. the Fourier transforms of the two-point functions of the corresponding fluctuations) are computed in section 10 (see, in particular, the final formulas reported in Eqs. (10.81), (10.82) and (10.83)). Therefore, according to the results derived in section 10 we will have, in summary, that the power spectra of the scalar and tensor modes can be parametrized as

$$P_T \propto k^{n_T}; \quad P_R \propto k^{n_s-1}; \quad (5.88)$$

where n_T and n_s are, respectively, the tensor and scalar spectral indices. Using the slow-roll algebra of this section and following the derivation of Appendix D, n_s and n_T can be related to ϵ and η as

$$n_s = 1 - 6\epsilon + 2\eta; \quad n_T = -2\epsilon; \quad (5.89)$$

²⁰It is clear that monomial potentials are not so realistic for various reasons. A more general approach to the study of generic polynomial potentials has been recently developed [129, 130, 131, 132, 133, 134]. In this framework the inflaton field is not viewed as a fundamental field but rather as a condensate. Such a description bears many analogy with the Landau-Ginzburg description of superconducting phases.

The ratio of the scalar and tensor power spectra is usually called r and it is also a function of k , more precisely (see section 10),

$$r = \frac{P_T(k_p)}{P_R(k_p)} = 16 \epsilon_8 = 8n_s : \quad (5.90)$$

Equation (5.90) is often named consistency relation and the wave-number k_p is the pivot scale at which the scalar and tensor power spectra are normalized. A possible choice in order to parametrize the inflationary predictions is to assign the amplitude of the scalar power spectrum, the scalar and tensor spectral indices and the r -parameter.

The development of these lectures can now follow two complementary (but logically very different) approaches. In the first approach we may want to assume that the whole history of the Universe is known and it consists of an inflationary phase almost suddenly followed by a radiation-dominated stage of expansion which is replaced, after equality, by a matter and by the dark energy epochs. In this first approach the initial conditions for the scalar and tensor fluctuations of the geometry will be set during inflation. There is a second approach where the initial conditions for CMB anisotropies are set after weak interactions have fallen out of thermal equilibrium. In this second approach the scalar and tensor power spectra are taken as free parameters and are assigned when the relevant wavelengths of the perturbations are still larger than the Hubble radius after matter-radiation equality but prior to decoupling. In what follows the second approach will be developed. In section 10 the inflationary power spectra will instead be computed within the first approach.

6 Inhomogeneities in FRW models

All the discussion presented so far dealt with completely homogeneous quantities. An essential tool for the discussion of CMB anisotropies is the theory of cosmological inhomogeneities of a FRW metric. In the present section the following topics will be discussed:

- decomposition of inhomogeneities in FRW Universes;
- gauge issues for the scalar modes;
- evolution of the tensor modes;
- quantum mechanical treatment of the tensor modes;
- spectra of relic gravitons.

The first two topics are a (necessary) technical interlude which will be of utmost importance for the remaining part of the present script. The evolution of the tensor modes and their quantum mechanical normalization will lead to the (simplified) calculation of the spectral properties of relic gravitons. For didactical reasons it is better to study first the evolution of the tensor modes. They have the property of not being coupled with the (scalar) matter sources. In the simplest case of FRW models they are only sensitive to the evolution of the curvature. Moreover, the amplification of quantum mechanical (tensor) fluctuations is technically easier. The analog phenomenon (arising in the case of the scalar modes of the geometry) will be separately discussed for the simplest case of the fluctuations induced by a (single) scalar field (see, in particular, section 10 and Appendix A). Sections 7, 8 and 9 will be devoted to the impact of the scalar modes on CMB anisotropies which is the theme mostly relevant for the present discussion. For technical reasons, the conformal time parametrization is more convenient for the treatment of the fluctuations of FRW geometries (recall Eqs. (2.4) and (2.41)–(2.43)). According to the conventions previously adopted the derivation with respect to the conformal time coordinate will be denoted by a prime.

6.1 Decomposition of inhomogeneities in FRW Universes

Given a conformally flat background metric of FRW type

$$\bar{g}_{\mu\nu}(\eta) = a^2(\eta) \eta_{\mu\nu}; \quad (6.1)$$

its first-order fluctuations can be written as

$$g_{\mu\nu}(\eta; \mathbf{x}) = g_{\mu\nu}(\eta; \mathbf{x}) + \delta g_{\mu\nu}(\eta; \mathbf{x}) + \delta g_{\mu\nu}(\eta; \mathbf{x}); \quad (6.2)$$

where the subscripts denote, respectively, the scalar, vector and tensor perturbations classified according to rotations in the three-dimensional Euclidean sub-manifold. Being a symmetric rank-two tensor in four-dimensions, the perturbed metric $g_{\mu\nu}$ has, overall, 10 independent components whose explicit form will be parametrized as²¹

$$g_{00} = -2a^2; \quad (6.3)$$

²¹Notice that the partial derivations with respect to the spatial indices arise as a result of the explicit choice of dealing with a spatially flat manifold. In the case of a spherical or hyperbolic spatial manifold they will be replaced by the appropriate covariant derivative defined on the appropriate spatial section.

$$g_{ij} = 2a^2 (\delta_{ij} - \partial_i \partial_j E) - \dot{a}^2 h_{ij} + a^2 (\partial_i W_j + \partial_j W_i); \quad (6.4)$$

$$g_{ii} = -\dot{a}^2 \partial_i B - \dot{a}^2 Q_i; \quad (6.5)$$

together with the conditions

$$\partial_i Q^i = \partial_i W^i = 0; \quad h_i^i = \partial_i h_j^i = 0; \quad (6.6)$$

The decomposition expressed by Eqs. (6.3)–(6.5) and (6.6) is the one normally employed in the Bardeen formalism [135, 136, 137, 138, 139] (see also [140, 141]) and it is the one adopted in [27] to derive, consistently, the results relevant for the theory of CMB anisotropies. Concerning Eqs. (6.3)–(6.5) few comments are in order:

the scalar fluctuations of the geometry are parametrized by 4 scalar functions, i.e. B , E , Q_i and W_i ;

the vector fluctuations are described by the two (divergenceless) vectors in three (spatial) dimensions W_i and Q_i , i.e. by 4 independent degrees of freedom;

the tensor modes are described by the three-dimensional rank-two tensor h_{ij} , leading, overall, to 2 independent components because of the last two conditions of Eq. (6.6).

The strategy will then be to obtain the evolution equations for the (separate) scalar, vector and tensor contributions. To achieve this goal we can either perturb the most appropriate form of the Einstein equation to first-order in the amplitude of the fluctuations, or we may perturb the action to second-order in the amplitude of the same fluctuations. Schematically, within the first approach we are led to compute

$${}^{(1)}R = \frac{1}{2} {}^{(1)}R = 8 G {}^{(1)}T; \quad (6.7)$$

where ${}^{(1)}$ denotes the first-order variation with respect either to the scalar, vector and tensor modes. Of course it will be very convenient to perturb also the covariant conservation of the sources. This will lead to a supplementary set of equations that are not independent from Eqs. (6.7).

The form of the energy-momentum tensor depends on the specific physical application. For instance in the pre-decoupling physics, the matter sources are represented by the total energy-momentum tensor of the fluid (i.e. baryons, photons, neutrinos and dark matter). During inflation, the matter content will be given by the scalar degrees of freedom whose dynamics produces the inflationary evolution. In the simplest case of a single scalar degree of freedom this analysis will be discussed in section 10 (relevant comments are also derived in Appendix C).

As already mentioned, instead of perturbing the equations of motion to first-order in the amplitude of the fluctuations, it is possible to perturb the gravitational and matter parts of the action to second-order in the amplitude of the fluctuations, i.e. formally

$${}^{(2)}S = {}^{(2)}S_g + {}^{(2)}S_m; \quad (6.8)$$

How to quantize a system of fluctuations evolving on a classical background? The standard procedure for this problem is to find the canonical normal modes of the system and to promote them to the status of quantum mechanical operators. For the success of such an approach it is essential to perturb the action to second order in the amplitude of the fluctuations. This step will give us the Hamiltonian of the fluctuations leading, ultimately, to the evolution of the field operators in the Heisenberg representation.

6.2 Gauge issues for the scalar modes

The discussion of the perturbations on a given background geometry is complicated by the fact that, for infinitesimal coordinate transformations, of the type

$$x^\mu \rightarrow \tilde{x}^\mu = x^\mu + \xi^\mu; \quad (6.9)$$

the fluctuation of a rank-two (four-dimensional) tensor changes according to the Lie derivative in the direction ξ . It can be easily shown that the fluctuations of a tensor T change, under the transformation (6.9) as:

$$T_{\mu\nu} \rightarrow \tilde{T}_{\mu\nu} = T_{\mu\nu} - \mathcal{L}_\xi T_{\mu\nu} + \xi^\lambda \nabla_\lambda T_{\mu\nu} + T_{\lambda\mu} \nabla_\nu \xi^\lambda + T_{\lambda\nu} \nabla_\mu \xi^\lambda; \quad (6.10)$$

where the covariant derivatives are performed by using the background metric which is given, in our case, by Eq. (6.1). Thus, for instance, we will have that

$$\nabla_\mu \xi^\nu = \partial_\mu \xi^\nu - \Gamma^\nu_{\lambda\mu} \xi^\lambda; \quad (6.11)$$

where $\Gamma^\nu_{\lambda\mu}$ are Christoffel connections computed using the background metric (6.1) and they are

$$\Gamma^0_{ij} = H_{ij}; \quad \Gamma^0_{00} = H; \quad \Gamma^j_{i0} = H^j_i; \quad H = \frac{\dot{a}}{a}; \quad (6.12)$$

If T coincides with the metric tensor, then the metricity condition allows to simplify (6.10) which then becomes:

$$g_{\mu\nu} \rightarrow \tilde{g}_{\mu\nu} = g_{\mu\nu} + \mathcal{L}_\xi g_{\mu\nu}; \quad (6.13)$$

where

$$\mathcal{L}_\xi g_{\mu\nu} = 2\xi^\lambda \partial_{[\mu} g_{\nu]\lambda} = 2\partial_{[\mu} \xi^{\lambda]} g_{\nu\lambda} + 2\xi^\lambda \partial_\lambda g_{\mu\nu}; \quad (6.14)$$

is the shift vector that induces the explicit transformation of the coordinate system, namely:

$$\tilde{x}^\mu = x^\mu + \xi^\mu; \quad \tilde{x}^i = x^i + \xi^i; \quad (6.15)$$

Equation (6.13) can be also written as

$$g_{\mu\nu} \rightarrow \tilde{g}_{\mu\nu} = g_{\mu\nu} + \mathcal{L}_\xi g_{\mu\nu}; \quad (6.16)$$

where, \mathcal{L}_ξ is the Lie derivative in the direction ξ . The functions ξ_0 and ξ_i are often called gauge parameters since the infinitesimal coordinate transformations of the type (6.15) form a group which is in fact the gauge group of gravitation. The gauge-fixing procedure, amounts, in four space-time dimensions, to fix the four independent functions ξ_0 and ξ_i . As they are, the three gauge parameters ξ_i (one for each axis) will affect both scalars and three-dimensional vectors. To avoid this possible confusion, the gauge parameters ξ_i can be separated into their divergenceless and divergencefull parts, i.e.

$$\xi_i = \partial_i \xi + \tilde{\xi}_i; \quad (6.17)$$

where $\partial_i \xi = 0$. The gauge transformations involving ξ_0 and ξ preserve the scalar nature of the fluctuations while the gauge transformations parametrized by $\tilde{\xi}_i$ preserve the vector nature of the

uctuation. The uctuations in the tilded coordinate system, defined by the transformation of Eq. (6.15), can then be written as

$$\delta \tilde{\phi} = \delta \phi - H_0 \delta t; \quad (6.18)$$

$$\delta \tilde{\psi} = \delta \psi + H_0 \delta t; \quad (6.19)$$

$$B \delta \tilde{\phi} = B \delta \phi + \delta B_0; \quad (6.20)$$

$$E \delta \tilde{\phi} = E \delta \phi; \quad (6.21)$$

in the case of the scalar modes of the geometry. As anticipated the gauge transformations of the scalar modes involve δt and $\delta \phi$. Under a coordinate transformation preserving the vector nature of the uctuation, i.e. $x^i \rightarrow \tilde{x}^i = x^i + \delta x^i$ (with $\partial_i \delta x^i = 0$), the rotational modes of the geometry transform as

$$Q_i \rightarrow \tilde{Q}_i = Q_i - \delta x^j \partial_j Q_i; \quad (6.22)$$

$$W_i \rightarrow \tilde{W}_i = W_i + \delta x^j \partial_j W_i; \quad (6.23)$$

The tensor uctuations, in the parametrization of Eq. (6.4) are automatically invariant under infinitesimal diffeomorphisms, i.e. $\delta h_{ij} = h_{ij}$. It is possible to select appropriate combinations of the uctuations of given spin that are invariant under infinitesimal coordinate transformations. This possibility is particularly clear in the case of the vector modes. If we define the quantity $V_i = Q_i + W_i$, we will have, according to Eqs. (6.22) and (6.23), that for $x^i \rightarrow \tilde{x}^i = x^i + \delta x^i$, $V_i = V_i$, i.e. V_i is invariant for infinitesimal coordinate transformations or, for short, gauge-invariant. The same trick can be used in the scalar case. In the scalar case the most appropriate gauge-invariant uctuations depend upon the specific problem at hand. An example of fully gauge-invariant uctuations arising, rather frequently, in the treatment of scalar uctuations is given in section 10 (see in particular Eqs. (10.10), (10.9) and (10.11)). The perturbed components of the energy-momentum tensor can be written, for a single species, as:

$$T_0^0 = -p; \quad T_1^j = p \delta_1^j; \quad T_0^i = (p + w) \partial^i v^{(i)}; \quad (6.24)$$

where we defined $u_i^{(i)} = \partial_i v^{(i)}$ and where the index i denotes the specific component of the fluid characterized by a given barotropic index and by a given sound speed. It is also appropriate, for applications, to work directly with the divergence of the peculiar velocity field by defining a variable $\psi = r^2 v^{(i)}$. Under the infinitesimal coordinate transformations of Eq. (6.15) the uctuations given in Eq. (6.24) transform according to Eq. (6.10) and the explicit results are

$$\delta \tilde{\phi} = \delta \phi - H_0 \delta t; \quad (6.25)$$

$$p \delta \tilde{\phi} = p \delta \phi - \delta p_0; \quad (6.26)$$

$$\delta \tilde{\psi} = \delta \psi + r^2 \delta \phi; \quad (6.27)$$

Using the covariant conservation equation for the background fluid density, the gauge transformation for the density contrast, i.e. $\delta \rho = \delta \rho$, follows easily from Eq. (6.25):

$$\delta \tilde{\rho} = \delta \rho + 3H(1 + w) \delta t; \quad (6.28)$$

There are now, schematically, three possible strategies

a specific gauge can be selected by fixing (completely or partially) the coordinate system; this will amount to δx , in the scalar case, the two independent functions δt and $\delta \phi$;

gauge-invariant fluctuations of the sources and of the geometry can be separately defined;

gauge-invariant fluctuations mixing the perturbations of the sources and of the geometry can be employed.

The vector modes are not so relevant in the conventional scenarios and will not be specifically discussed. If the Universe is expanding, the vector modes will always be damped depending upon the barotropic index of the sources of the geometry. This result has been obtained long ago [142]. However, if the geometry contracts or if internal dimensions are present in the game [143, 144], such a statement is no longer true. These topics involve unconventional completions of the standard cosmological model and, therefore, will not be discussed here.

6.3 Evolution of the tensor modes and superadiabatic amplification

The evolution of the tensor modes of the geometry can be obtained, as stressed before, either from the Einstein equations perturbed to first-order or from the action perturbed to second order. Consider now the case of the tensor modes of the geometry, i.e., according to Eq. (6.6), the two polarization of the graviton:

$${}_t g_{ij} = -a^2 h_{ij}; \quad {}_t g^{ij} = \frac{h^{ij}}{a^2}; \quad (6.29)$$

The tensor contribution to the fluctuation of the connections can then be expressed as

$$\begin{aligned} {}_t \Gamma_{ij}^0 &= \frac{1}{2} (\dot{h}_{ij}^0 + 2H h_{ij}^0); \\ {}_t \Gamma_{i0}^j &= \frac{1}{2} \dot{h}_i^{j0}; \\ {}_t \Gamma_{ij}^k &= \frac{1}{2} [\partial_j h_i^k + \partial_i h_j^k - \partial^k h_{ij}]; \end{aligned} \quad (6.30)$$

Inserting these results into the perturbed expressions of the Ricci tensors it is easy to obtain:

$${}_t R_{ij} = \frac{1}{2} [\ddot{h}_{ij}^0 + 2H \dot{h}_{ij}^0 + 2(H^0 + 2H^2) h_{ij}^0 - r^2 h_{ij}^0]; \quad (6.31)$$

$${}_t R_i^j = \frac{1}{2a^2} [\ddot{h}_i^{j0} + 2H \dot{h}_i^{j0} - r^2 h_i^{j0}]; \quad (6.32)$$

where $r^2 = \partial_i \partial^i$ is the usual four-dimensional Laplacian. In order to pass from Eq. (6.31) to Eq. (6.32) we may recall that

$${}_t R_i^j = {}_t (g^{jk} R_{ki}) = {}_t g^{jk} \overline{R}_{ki} + \overline{g}^{jk} {}_t R_{ij}; \quad (6.33)$$

where the relevant Ricci tensor, i.e. \overline{R}_{ij} is simply given (see also Eqs. (2.40)):

$$\overline{R}_{ij} = (H^0 + 2H^2) g_{ij}; \quad (6.34)$$

Since both the fluid sources and the scalar fields do not contribute to the tensor modes of the geometry the evolution equation for h_i^j is simply given, in Fourier space, by

$$h_i^{i0} + 2H h_i^{j0} + k^2 h_i^j = 0; \quad (6.35)$$

Thanks to the conditions $\partial_i h_j^i = h_k^k = 0$ (see Eq. (6.6)), the direction of propagation can be chosen to lie along the third axis and, in this case the two physical polarizations of the graviton will be

$$h_1^1 = h_2^2 = h; \quad h_1^2 = h_2^1 = h; \quad (6.36)$$

where h_k and \dot{h}_k obey the same evolution equation (6.35) and will be denoted, in the remaining part of this section, by h_k . Equation (6.35) can also be written in one of the following two equivalent forms:

$$h_k^{\prime\prime} + 2H \dot{h}_k + k^2 h_k = 0; \quad (6.37)$$

$$\ddot{a}_k + k^2 \frac{a^{\prime\prime}}{a} h_k = 0; \quad (6.38)$$

where $\dot{a}_k = a \dot{h}_k$. Equation (6.38) simply follows from Eq. (6.37) by eliminating the first time derivative. Concerning Eq. (6.38) two comments are in order:

in the limit where k dominates over \ddot{a} the solution of the Eq. (6.38) are simple plane waves;

in the opposite limit, i.e. $\ddot{a} \gg k^2$ the solution may exhibit, under certain conditions a growing mode.

In more quantitative terms, the solutions of Eq. (6.38) in the two aforementioned limits are

$$k^2 \gg \ddot{a}; \quad h_k(\eta) \sim e^{ik\eta} \quad (6.39)$$

$$k^2 \ll \ddot{a}; \quad h_k(\eta) \sim A_k a(\eta) + B_k a(\eta) \int \frac{dx}{a^2(x)}; \quad (6.40)$$

The oscillatory regime is sometimes called adiabatic since, in this regime, $h_k \propto a^{-1}$. If the initial fluctuations are normalized to quantum mechanics (see the following part of the present section) $h_k \propto 1/k$ initially and, therefore

$$\dot{h}_k \propto k^{-3/2} \dot{h}_k(\eta) \propto \frac{k}{a} \propto \dot{a}; \quad (6.41)$$

where $\dot{a}(\eta) = k a(\eta)$ denotes, in the present context, the physical wave-number while k denotes the comoving wave-number. Recalling that $\dot{a}_k = a \dot{h}_k$, Eq. (6.40) implies that

$$\dot{h}_k(\eta) \sim A_k + B_k \int \frac{dx}{a^2(x)}; \quad (6.42)$$

This solution describes what is often named super-adiabatic amplification. In particular cases (some of which of practical interest) Eq. (6.42) implies the presence of a decaying mode and of a constant mode. Since in the adiabatic regime $h_k \propto 1/a$, the presence of a constant mode would imply a growth with respect to the adiabatic solution hence the name super-adiabatic [145, 146]. We pause here for a moment to say that the adjective adiabatic is sometimes used not in direct relation with thermodynamic notions as we shall also see in the case of the so-called adiabatic perturbations. It should be recalled that the first author to notice that the tensor modes of the geometry can be amplified in FRW backgrounds was L.P. Grishchuk [145, 146] (see also [147, 148, 149, 150]).

Equation (6.38) suggests an interesting analogy for the evolution of the tensor modes of the geometry since it can be viewed, for practical purposes, as a Schrodinger-like equation where, the analog of the wave-function does not depend on a spatial coordinate (like in the case of one-dimensional potential barriers) but on a time coordinate (the conformal time in the case of Eq. (6.38)). The counterpart of the potential barrier is represented by the term \ddot{a} sometimes also called pump field. The physics of the process is therefore rather simple: energy is transferred from the background geometry to the corresponding fluctuations. This does not always happen since the properties of the background enter

crucially. For instance, the pump field $a^0=a$ vanishes in the case of a radiation-dominated Universe. In this case the evolution equations of the tensor modes are said to be conformally invariant (or, more correctly, Weyl invariant) since with an appropriate rescaling the evolution equations have the same form they would have in the Minkowskian space-time. On the contrary, in the case of de Sitter expansion²² $a(\eta)' = (\eta_1 = 0)$ and $a^0=a = 2\eta^2$. It should be appreciated that expanding (exact) de Sitter space-time supports the evolution of the tensor modes of the geometry while the scalar modes, in the pure de Sitter case, are not amplified. To get amplification of scalar modes during inflation it will be mandatory to have a phase of quasi-de Sitter expansion.

Therefore, a more realistic model of the evolution of the background geometry can be achieved by a de Sitter phase that evolves into a radiation-dominated epoch which is replaced, in turn, by a matter-dominated stage of expansion. In the mentioned case the evolution of the scale factor can be parametrized as:

$$a_i(\eta) = \frac{1}{\eta_1} \eta; \quad \eta_1 > 0; \quad (6.43)$$

$$a_r(\eta) = \frac{1}{\eta_1} \frac{1 + (\eta_1 + 1)\eta}{\eta}; \quad \eta_1 > 0; \quad (6.44)$$

$$a_m(\eta) = \frac{[\frac{1}{\eta_1}(\eta_1 + \eta_2) + 2\eta_1(\eta_1 + 1)]^2}{4\eta_1[\eta_2 + (\eta_1 + 1)\eta_1]}; \quad \eta_1 > 0; \quad (6.45)$$

where the subscripts in the scale factors refer, respectively, to the inflationary, radiation and matter-dominated stages. As already discussed, a generic power-law inflationary phase is characterized by a power n . In the case $n = 1$ we have the case of the expanding branch of de Sitter space. During the radiation-dominated epoch the scale factor expands linearly in conformal time while during matter it expands quadratically. Notice that the form of the scale factors given in Eqs. (6.43)-(6.45) is continuous and differentiable at the transition points, i.e.

$$\begin{aligned} a_i(\eta_1) &= a_r(\eta_1); & a_i^0(\eta_1) &= a_r^0(\eta_1); \\ a_r(\eta_2) &= a_m(\eta_2); & a_r^0(\eta_2) &= a_m^0(\eta_2); \end{aligned} \quad (6.46)$$

The continuity of the scale factor and its derivative prevents the presence of divergences in the pump field, given by $a^0=a$. In Fig. 19 the structure of the potential barrier is reproduced. Notice that, by using known identities together with the definition of the conformal time in terms of the cosmic time t , it is possible to express $a^0=a$ in terms of the Hubble parameter and its first (cosmic) time derivative

$$\frac{a^0}{a} = H^2 + \dot{H} = a^2 [H^2 + 2H\dot{\eta}]; \quad (6.47)$$

where, as usual, the prime denotes a derivation with respect to η and a dot denotes a derivation with respect to t .

6.4 Quantum mechanical description of the tensor modes

The tensor modes of the geometry will now be discussed along a quantum-mechanical perspective. Such a treatment is essential in order to normalize properly the fluctuations, for instance during an

²²In the cosmic time parametrization the (expanding) de Sitter metric is parametrized as $a(t) = e^{H_1 t}$. Recalling that $\frac{dt}{d\eta} = a(t)$ it follows, after integration, that $a(\eta)' = \eta^{-1}$.

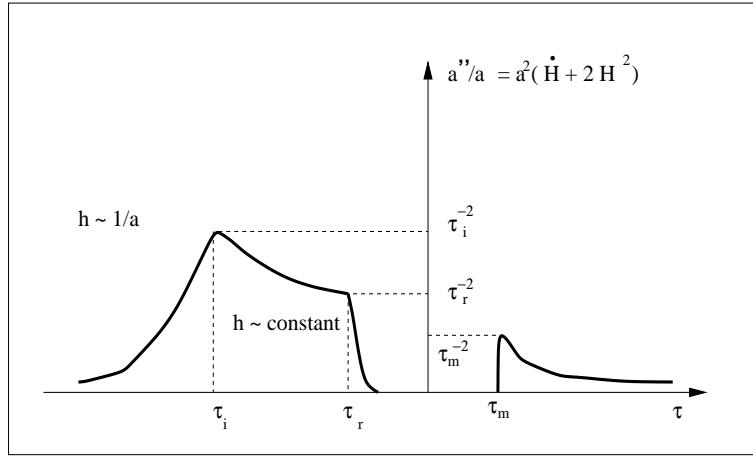


Figure 19: The effective "potential" appearing in Eq. (6.38) is illustrated as a function of the conformal time coordinate τ in the case when the background passes through different stages of expansion. Being conformally invariant in the case of radiation, $a^0 \ddot{a} = 0$ in the central part of the plot.

initial inflationary phase or during any initial stage of the Universe when the only relevant fluctuations are the ones of quantum mechanical origin. The calculation proceeds, in short, along the following steps:

obtain the action perturbed to second order in the amplitude of the tensor modes of the geometry;

define the appropriate normal modes and promote them to the status of (quantum) field operators in the Heisenberg representation;

solve the evolution of the system and compute the number of produced particles.

To comply with the first step, let us observe that the second-order action can be written, up to (non-covariant) total derivatives, as

$$S_t^{(2)} = \frac{1}{64 G} \int d^4 x a^2(\tau) \left(\partial_i h_1^j \partial_i h_j^1 \right) \quad (6.48)$$

Recalling that the polarization can be chosen as

$$h_1^1 = h_2^2 = h \quad ; \quad h_1^2 = h_2^1 = h \quad (6.49)$$

and recalling the definition of reduced Planck mass (see Eq. (5.54))

$$M_P = \sqrt{\frac{3}{8 G}} = \frac{1}{\sqrt{M_P}} \sqrt{\frac{3}{8}} \quad (6.50)$$

Eq. (6.48) can be written as

$$S_t^{(2)} = \frac{1}{4 M_P^2} \int d^3 x d\tau \left(\dot{h}^2 + h'^2 - (\partial_i h)^2 - (\partial_i h)^2 \right) \quad (6.51)$$

becoming, for a single tensor polarization,

$$S_{gw} = \frac{1}{2} \int d^3 x d\tau \left(\dot{h}^2 - (\partial_i h)^2 \right) \quad (6.52)$$

where

$$h = \frac{h}{2\sqrt{p}} = \frac{h}{2\sqrt{p}}; \quad (6.53)$$

denotes, indifferently, each of the two polarization of the graviton. Defining now the appropriate canonical normal mode of the action (6.52), i.e. $\tilde{h} = ah$ we get to the action

$$S_{gw} = \frac{1}{2} \int d^3x d\tau [\dot{\tilde{h}}^2 + H^2 \tilde{h}^2 - 2H \dot{\tilde{h}}^0 (\partial_i \tilde{h})^2]; \quad (6.54)$$

From Eq. (6.52) non-covariant total derivatives can be dropped. With this method it is clear that the term going as $2H \dot{\tilde{h}}^0$ can be traded for $(H^2)^0$ by paying the prize of a new term proportional to $H^0 \tilde{h}^2$. Hence, up to total derivatives Eq. (6.54) gives:

$$S_{gw} = \frac{1}{2} \int d^3x d\tau [\dot{\tilde{h}}^2 + (H^2 + H^0) \tilde{h}^2 - (\partial_i \tilde{h})^2]; \quad (6.55)$$

From Eq. (6.55) it follows that the Lagrangian and the Hamiltonian of the tensor modes can be expressed in terms of the appropriate Lagrangian and Hamiltonian densities, namely,

$$L_{gw}(\tilde{h}) = \int d^3x L_{gw}(\tilde{h}; \mathbf{x}); \quad H_{gw}(\tilde{h}) = \int d^3x [\tilde{h}^0 L_{gw}]; \quad (6.56)$$

The quantity \tilde{h}^0 appearing in Eq. (6.56) is the conjugate momentum. From the actions (6.54) and (6.55) the derived conjugate momenta are different and, in particular, they are, respectively:

$$\tilde{h}^0 = \frac{1}{2H} \dot{\tilde{h}}; \quad \tilde{h}^0 = 0; \quad (6.57)$$

Equation (6.57) implies that the form of the Hamiltonian changes depending on the specific form of the action. This is a simple reflection of the fact that, in the Lagrangian formalism, the inclusion (or exclusion) of a total derivative does not affect the Euler-Lagrange equations. Correspondingly, in the Hamiltonian formalism, the total Hamiltonian will necessarily change by a time derivative of the generating functional of the canonical transformation. This difference will have, however, no effect on the Hamilton equations. Therefore, the Hamiltonian derived from Eq. (6.55) can be simply expressed as:

$$H_{gw}(\tilde{h}) = \frac{1}{2} \int d^3x [\dot{\tilde{h}}^2 + \frac{a^00}{a} \tilde{h}^2 + (\partial_i \tilde{h})^2]; \quad (6.58)$$

The Hamiltonian derived from Eq. (6.54) can be instead written as:

$$\tilde{H}_{gw}(\tilde{h}) = \frac{1}{2} \int d^3x [\tilde{h}^2 + 2H \tilde{h} + (\partial_i \tilde{h})^2]; \quad (6.59)$$

Suppose then to start with the Hamiltonian of Eq. (6.59) and define the appropriate generating functional of the (time-dependent) canonical transformation, i.e.

$$F(\tilde{h}; \tilde{p}) = \int d^3x [\tilde{p} \tilde{h} - \frac{H}{2} \tilde{h}^2]; \quad (6.60)$$

which is, by definition, a functional of the new momenta (i.e. \tilde{p}). Thus, we will have that

$$\tilde{h} = \frac{\delta F}{\delta \tilde{p}} = \tilde{h}; \quad (6.61)$$

$$H_{gw}(\tilde{h}) = \tilde{H}_{gw}(\tilde{h}) + \frac{\partial F}{\partial \tilde{h}}; \quad (6.62)$$

Equation (6.61) gives the new momenta as a function of the old ones so that, if we start with Eq. (6.59) we will need to bear in mind that $\tilde{\mathbf{x}} = \mathbf{x} + \mathbf{H}$ and substitute into $H_{\text{gw}}(\tilde{\mathbf{x}})$. Equation (6.62) will then allow to get the $H_{\text{gw}}(\tilde{\mathbf{x}})$ reported in Eq. (6.58), as it can be directly verified.

This digression on the canonical properties of time-dependent Hamiltonians is useful not so much at the classical level (since, by definition of canonical transformation, the Hamilton equations are invariant) but rather at the quantum level [151]. Indeed, the vacuum will be the state minimizing a given Hamiltonian. It happens that some non-carefully selected Hamiltonians may lead to initial vacua that, indeed, would lead to an energy density of the initial state which is (possibly) larger than the one of the background geometry [152]. The Hamiltonian of Eq. (6.58) is valuable in this respect since the initial vacuum (i.e. the state minimizing (6.58) possesses an energy density which is usually much smaller than the background, as it should be to have a consistent picture (see also Ref. [27] for the discussion of the so-called transplankian ambiguities). It should be finally remarked that all the imaginable Hamiltonians (connected by time-dependent canonical transformations) lead always to the same quantum evolution either in the Heisenberg or in the Schrodinger description. Even there, however, there are (practical) differences. For instance Eq. (6.59) seems more convenient in the Schrodinger description. Indeed at the quantum level the time evolution operator would contain, in the exponential, operator products as $\tilde{\mathbf{x}}$ which are directly related to the so-called squeezing operator in the theory of optical coherence (see the last part of the present section). In a complementary perspective and always at a practical level, the Hamiltonian defined in Eq. (6.58) is more suitable for the Heisenberg description.

The quantization of the canonical Hamiltonian of Eq. (6.58) is performed by promoting the normal modes of the action to field operators in the Heisenberg description and by imposing (canonical) equal-time commutation relations:

$$[\hat{\mathbf{x}}(\mathbf{x}; t); \hat{\mathbf{y}}(\mathbf{y}; t)] = i^{(3)}(\mathbf{x} - \mathbf{y}) : \quad (6.63)$$

the operator corresponding to the Hamiltonian (6.58) becomes:

$$\hat{H}(\tilde{\mathbf{x}}) = \frac{1}{2} \int d^3\mathbf{x} \tilde{\mathbf{x}}^2 - \frac{a^0}{a} \tilde{\mathbf{x}}^2 + (\partial_i \tilde{\mathbf{x}})^2 : \quad (6.64)$$

In Fourier space the quantum fields $\tilde{\mathbf{x}}$ and $\tilde{\mathbf{y}}$ can be expanded as

$$\begin{aligned} \tilde{\mathbf{x}}(\mathbf{x}; t) &= \frac{1}{2(2\pi)^{3/2}} \int d^3\mathbf{k} \hat{\mathbf{x}}_{\mathbf{k}} e^{i\mathbf{k} \cdot \mathbf{x}} + \hat{\mathbf{x}}_{\mathbf{k}}^Y e^{i\mathbf{k} \cdot \mathbf{x}} ; \\ \tilde{\mathbf{y}}(\mathbf{y}; t) &= \frac{1}{2(2\pi)^{3/2}} \int d^3\mathbf{p} \hat{\mathbf{x}}_{\mathbf{k}} e^{i\mathbf{p} \cdot \mathbf{y}} + \hat{\mathbf{x}}_{\mathbf{k}}^Y e^{i\mathbf{p} \cdot \mathbf{y}} : \end{aligned} \quad (6.65)$$

Demanding the validity of the canonical commutation relations of Eq. (6.63) the Fourier components must obey:

$$\begin{aligned} [\hat{\mathbf{x}}_{\mathbf{k}}(\cdot); \hat{\mathbf{x}}_{\mathbf{p}}^Y(\cdot)] &= i^{(3)}(\mathbf{k} - \mathbf{p}); & [\hat{\mathbf{x}}_{\mathbf{k}}^Y(\cdot); \hat{\mathbf{x}}_{\mathbf{p}}(\cdot)] &= i^{(3)}(\mathbf{k} - \mathbf{p}); \\ [\hat{\mathbf{x}}_{\mathbf{k}}(\cdot); \hat{\mathbf{x}}_{\mathbf{p}}(\cdot)] &= i^{(3)}(\mathbf{k} + \mathbf{p}); & [\hat{\mathbf{x}}_{\mathbf{k}}^Y(\cdot); \hat{\mathbf{x}}_{\mathbf{p}}^Y(\cdot)] &= i^{(3)}(\mathbf{k} + \mathbf{p}) : \end{aligned} \quad (6.66)$$

Inserting now Eq. (6.65) into Eq. (6.58) the Fourier space representation of the quantum Hamiltonian²³ can be obtained:

$$\hat{H}(\tilde{\mathbf{x}}) = \frac{1}{4} \int d^3\mathbf{k} (\hat{\mathbf{x}}_{\mathbf{k}} \hat{\mathbf{x}}_{\mathbf{k}}^Y + \hat{\mathbf{x}}_{\mathbf{k}}^Y \hat{\mathbf{x}}_{\mathbf{k}}) + \mathbf{k}^2 \frac{a^0}{a} (\hat{\mathbf{x}}_{\mathbf{k}} \hat{\mathbf{x}}_{\mathbf{k}}^Y + \hat{\mathbf{x}}_{\mathbf{k}}^Y \hat{\mathbf{x}}_{\mathbf{k}}) : \quad (6.67)$$

²³ Notice that in order to derive the following equation, the relations $\hat{\mathbf{x}}_{\mathbf{k}}^Y \hat{\mathbf{x}}_{\mathbf{k}}$ and $\hat{\mathbf{x}}_{\mathbf{k}} \hat{\mathbf{x}}_{\mathbf{k}}^Y$ should be used.

The evolution of \hat{a} and \hat{p}_i is therefore dictated, in the Heisenberg representation, by:

$$i\dot{\hat{a}} = [\hat{a}; \hat{H}]; \quad i\dot{\hat{p}}_i = [\hat{p}_i; \hat{H}]; \quad (6.68)$$

Using now the mode expansion (6.65) and the Hamiltonian in the form (6.67) the evolution for the Fourier components of the operators is

$$\dot{\hat{a}}_k^0 = \hat{a}_k; \quad \dot{\hat{p}}_k^0 = -k^2 \frac{a^0}{a} \hat{a}_k; \quad (6.69)$$

implying

$$\ddot{\hat{a}}_k^0 + k^2 \frac{a^0}{a} \hat{a}_k = 0; \quad (6.70)$$

It is not a surprise that the evolution equations of the field operators, in the Heisenberg description, reproduces, for \hat{a}_k the classical evolution equation derived before in Eq. (6.38).

The general solution of the system is then

$$\hat{a}_k(t) = \hat{a}_k(0)f_i(k; t) + \dot{\hat{a}}_k(0)f_i(k; t); \quad (6.71)$$

$$\hat{p}_k(t) = \hat{p}_k(0)g_i(k; t) + \dot{\hat{p}}_k(0)g_i(k; t); \quad (6.72)$$

where the mode function f_i obeys

$$f_i^0 + k^2 \frac{a^0}{a} f_i = 0; \quad (6.73)$$

and²⁴ $g_i = f_i^0$. In the case when the scale factor has a power dependence, in cosmic time, the scale factor will be, in conformal time $a(\eta) = (a_1 - \eta)^{-p}$ (with $p = p_1 - 1$ and $a(t) = a_1(t - t_1)^{-p}$). The solution of Eq. (6.73) is then

$$f_i(k; \eta) = \frac{N}{2k} \frac{1}{\eta^p} x H^{(1)}_s(x); \quad (6.74)$$

$$g_i(k; \eta) = f_i^0 = \frac{N}{2} \frac{1}{k^p} \frac{1}{\eta^p} x H^{(1)}_s(x) + \frac{(1 - 2p)}{2} \frac{1}{\eta^{p+1}} H^{(1)}_s(x); \quad (6.75)$$

where $x = k\eta$ and

$$N = \frac{r}{2} e^{\frac{i}{2}(p+1/2)}; \quad s = p + \frac{1}{2}; \quad (6.76)$$

The functions $H^{(1)}_s(x) = J_s(x) + iY_s(x)$ is the Hankel function of first kind [53, 154] and the other linearly independent solution will be $H^{(2)}_s(z) = H^{(1)*}_s(z)$. Notice that the phases appearing in Eqs. (6.74) and (6.75) are carefully selected in such a way that for $p \rightarrow 1$, $f_i \sim e^{ik\eta} = \frac{1}{2k}$.

A possible application of the formalism developed so far is the calculation of the energy density of the gravitons produced, for instance, in the transition from a de Sitter stage of inflation and a radiation-dominated stage of (decelerated) expansion. This corresponds to a scale factor that, for $\eta < \eta_1$ goes as in Eq. (6.43) with $p = 1$. For $\eta > \eta_1$ the scale factor is, instead, exactly the one reported in Eq. (6.44). Consequently, from Eq. (6.74) and (6.75), the mode functions

$$f_i(k; \eta) = \frac{1}{2k} \frac{1}{\eta^p} \frac{1}{k} e^{ik\eta}; \quad p = 1; \quad (6.77)$$

$$g_i(k; \eta) = \frac{1}{2} \frac{1}{k^2} \frac{1}{\eta^2} \frac{1}{k} e^{ik\eta}; \quad p = 1; \quad (6.78)$$

²⁴Of course if the form of the Hamiltonian is different by a time-dependent canonical transformation, also the canonical momenta will differ and, consequently, the relation of g_i to f_i may be different.

For $\omega > \omega_1$ the field operators can be expanded in terms of a new set of creation and annihilation operators, i.e.

$$\begin{aligned}\hat{\phi}_k(t) &= \hat{b}_k(t_1) f_r(k; t) + \hat{b}_k^\dagger(t_1) f_r^*(k; t); & \omega > \omega_1 \\ \hat{\phi}_k^*(t) &= \hat{b}_k(t_1) g_r(k; t) + \hat{b}_k^\dagger(t_1) g_r^*(k; t); & \omega > \omega_1;\end{aligned}\quad (6.79)$$

where, now, $f_r(k; t)$ are simply appropriately normalized plane waves since, in this phase, $\alpha^0 = 0$:

$$f_r(k; t) = \frac{1}{\sqrt{2k}} e^{-i\omega t}; \quad g_r(k; t) = \frac{1}{\sqrt{2k}} e^{-i\omega t}; \quad \omega > \omega_1; \quad (6.80)$$

where $\omega = k[\omega_1 + 2\omega_1]$. Since the creation and annihilation operators must always be canonical, \hat{b}_k and \hat{b}_k^\dagger can be expressed as a linear combination of \hat{a}_k and \hat{a}_k^\dagger , i.e.

$$\begin{aligned}\hat{b}_k &= B_+(k) \hat{a}_k + B_-(k) \hat{a}_k^\dagger; \\ \hat{b}_k^\dagger &= B_+(k) \hat{a}_k^\dagger + B_-(k) \hat{a}_k;\end{aligned}\quad (6.81)$$

Equation (6.81) is a special case of a Bogoliubov-Valatin transformation. But because

$$[\hat{a}_k, \hat{a}_p^\dagger] = \delta^{(3)}(k - p); \quad [\hat{b}_k, \hat{b}_p^\dagger] = \delta^{(3)}(k - p) \quad (6.82)$$

we must also have:

$$B_+(k) B_+^*(k) - B_-(k) B_-^*(k) = 1; \quad (6.83)$$

Equation (6.81) can be inserted into Eq. (6.79) and the following expressions can be easily obtained:

$$\hat{\phi}_k(t) = \hat{a}_k [B_+(k) f_r + B_-(k) f_r^*] + \hat{a}_k^\dagger [B_+(k) f_r + B_-(k) f_r^*]; \quad (6.84)$$

$$\hat{\phi}_k^*(t) = \hat{a}_k [B_+(k) g_r + B_-(k) g_r^*] + \hat{a}_k^\dagger [B_+(k) g_r + B_-(k) g_r^*]; \quad (6.85)$$

Since the evolution of the canonical fields must be continuous, Eqs. (6.71)-(6.72) together with Eqs. (6.84)-(6.85) imply

$$\begin{aligned}f_i(t_1) &= B_+(k) f_r(t_1) + B_-(k) f_r^*(t_1); \\ g_i(t_1) &= B_+(k) g_r(t_1) + B_-(k) g_r^*(t_1);\end{aligned}\quad (6.86)$$

which allows to determine the coefficients of the Bogoliubov transformation $B_\pm(k)$, i.e.

$$\begin{aligned}B_+(k) &= e^{2ix_1} \left(1 - \frac{i}{x_1} - \frac{1}{2x_1^2} \right); \\ B_-(k) &= \frac{1}{2x_1^2};\end{aligned}\quad (6.87)$$

where $x_1 = k - \omega_1$ and where Eq. (6.83) is trivially satisfied. Between $B_+(k)$ and $B_-(k)$ the most important quantity is clearly $B_-(k)$ since it defines the amount of "mixing" between positive and negative frequencies. In the case when the gravitational interaction is switched off, the positive/negative frequencies will not mix and $B_-(k)$ would vanish. The presence of a time-dependent gravitational field, however, implies that outgoing waves will mix, in a semiclassical language, with ingoing waves. This mixing simply signals that energy has been transferred from the background geometry to the quantum fluctuations (of the tensor modes, in this specific example). This aspect can be appreciated

by computing the mean number of produced pairs of gravitons. Indeed, if a graviton with momentum \vec{k} is produced, also a graviton with momentum $-\vec{k}$ is produced so that the total momentum of the vacuum (which is zero) is conserved:

$$\bar{n}_k^{gw} = \frac{1}{2} h_0^2 \int d^3p_i = \frac{1}{2} h_0^2 \int d^3p_k \left(\hat{b}_k^y \hat{b}_k^x + \hat{b}_k^x \hat{b}_k^y \right) = \mathcal{B}(\vec{k})^2 \quad (6.88)$$

Now the total energy of the produced gravitons can be computed recalling that

$$d_{gw} = 2 \frac{d^3k}{(2\pi)^3} \bar{n}_k^{gw}; \quad (6.89)$$

where the factor 2 counts the two helicities. Using now the result of Eq. (6.87) into Eqs. (6.88) and (6.89) we do obtain the following interesting result, i.e.

$$\frac{d_{gw}}{d \ln k} = \frac{k^4}{2} \bar{n}_k = \frac{H_1^4}{2} \quad (6.90)$$

where $H_1 = a_1 \dot{a} = \dot{a}_1 = H_1$ [since in our parametrization of the scale factor $a(t_1) = 1$]. The result expressed by Eq. (6.90) implies that, in conventional inflationary models, the spectrum of relic gravitons is, in the best case, flat. In more realistic cases, in fact, it is quasi-flat (i.e. slightly decreasing) since the de Sitter phase, most likely, is not exact. As it is evident from the pictorial illustration of the effective potential the modes inheriting flat spectrum are the ones leaving the potential barrier during the de Sitter stage and re-entering during the radiation-dominated phase, i.e. comoving wave-numbers $k_2 < k < k_1$ where $k_1 = \dot{a}_1^{-1}$ and $k_2 = \dot{a}_2^{-1}$. It is also clear that for sufficiently infra-red modes, we must also take into account the second relevant transition of the background from radiation to matter-dominated phase. This second transition will lead, for $k < k_2$ a slope k^{-2} in terms of the quantity defined in Eq. (6.90). In analogy with what done in the case of black-body emission is practical to parametrize the energy density of the relic gravitons in terms of the parameter

$$\Omega_{GW}(\nu; \nu_0) = \frac{1}{\Omega_{crit}} \frac{d_{gw}}{d \ln \nu} \quad (6.91)$$

where $\nu = k/2\pi a(t)$ is the physical frequency which is conventionally evaluated at the present time since our detectors of gravitational radiation are at the present epoch. In Fig. 20 different models are illustrated in terms of their energy spectrum. The calculation performed above estimates the flat plateau labeled by "conventional inflation". To compare directly the plot with the result of the calculation one must, however, also take into account the redshift of the energy density during the matter-dominated phase.

6.5 Spectra of relic gravitons

The spectrum reported in Fig. 20 consists of two branches a soft branch ranging between $\nu_0 \approx 10^{-18} h_0$ Hz and $\nu_{dec} \approx 10^{-16}$ Hz. For $\nu > \nu_{dec}$ we have instead the hard branch consisting of high frequency gravitons mainly produced thanks to the transition from the inflationary regime to radiation. In the soft branch $\Omega_{GW}(\nu; \nu_0) \propto \nu^2$. In the hard branch $\Omega_{GW}(\nu; \nu_0)$ is constant in frequency (or slightly decreasing in the quasi-de Sitter case). The large-scale observation of the first multipole moments of the temperature anisotropy imply a bound for the relic graviton background. The rationale for this statement is very simple since relic gravitons contribute to the integrated Sachs-Wolfe effect as

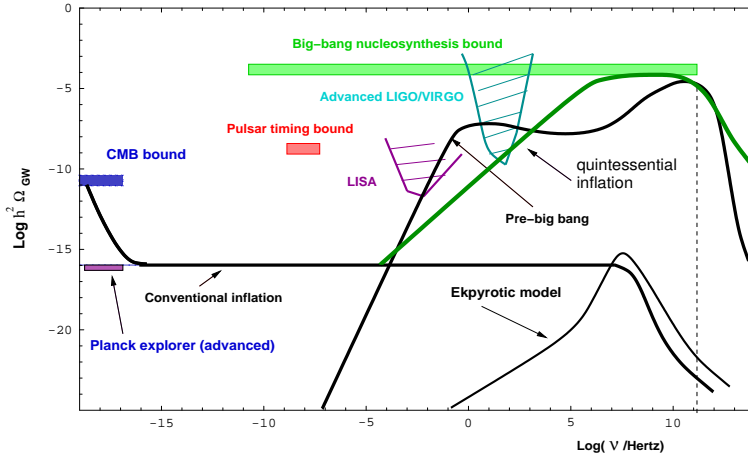


Figure 20: The logarithmic energy spectrum of relic gravitons is illustrated in different models of the early Universe as a function of the present frequency, f .

discussed in section 7. The gravitational wave contribution to the Sachs-Wolfe integral cannot be larger than the (measured) amount of anisotropy directly detected. The soft branch of the spectrum is then constrained and the bound reads [27, 155, 156]

$$h_0^2 \Omega_{GW}(f; 0) < 6.9 \times 10^{-11}; \quad (6.92)$$

for $f_0 = 10^{-18} \text{ Hz}$. The very small size of the fractional timing error in the arrivals of the millisecond pulsar's pulses imply that also the hard branch is bounded according to [157]

$$\Omega_{GW}(f; 0) < 10^{-8}; \quad (6.93)$$

for $f = 10^8 \text{ Hz}$ corresponding, roughly, to the inverse of the observation time during which the various millisecond pulsars have been monitored.

The two constraints of Eqs. (6.92) and (6.93) are reported in Fig. 20, at the two relevant frequencies. The Sachs-Wolfe and millisecond pulsar constraints are differential since they limit, locally, the logarithmic derivative of the gravitons energy density. There exists also an integral bound coming from standard BBN analysis and constraining the integrated graviton energy spectrum [158]:

$$h_0^2 \int_{f_n}^{f_{\text{max}}} \Omega_{GW}(f; 0) df < 0.2 h_0^2 \times 10^{-6}; \quad (6.94)$$

In Eq. (6.94) f_{max} corresponds to the (model dependent) ultra-violet cut-off of the spectrum and f_n is the frequency corresponding to the horizon scale at nucleosynthesis. Notice that the BBN constraint of Eq. (6.94) has been derived in the context of the simplest BBN model, namely, assuming that no inhomogeneities and/or matter antimatter domains are present at the onset of nucleosynthesis. In the presence of matter antimatter domains for scales comparable with the neutron diffusion scale this bound is relaxed [86].

From Fig. 20 we see that also the global bound of Eq. (6.94) is satisfied and the typical amplitude of the logarithmic energy spectrum in critical units for frequencies $f \geq 100 \text{ Hz}$ (and larger) cannot exceed 10^{-14} . This amplitude has to be compared with the LIGO sensitivity to $\Omega_{GW}(f; 0)$ which could be at most of the order of $h_0^2 \Omega_{GW}(f; 0) = 5 \times 10^{-11}$ after four months of observation with 90% confidence. At the moment there is no direct detection of relic gravitons (and more generally

of GW) from any detectors. For an introduction to various detectors of gravitational waves see, for instance, [159] (see also [27]).

Even if gravitational waves of high frequency are not central for the present discussion, it should be borne in mind that there exist cosmological scenarios where, for frequencies larger than 10^{-3} Hz, $\rho_{\text{GW}}(\omega)$ can deviate from the stationary (nearly scale-invariant) spectrum. In particular, in Fig. 20 the expected signals from quintessential stationary models [160, 161] (see also [162]) and from pre-big bang models [163, 164, 165] are reported. In quintessential stationary models the rise in the spectrum occurs since the inflaton and the quintessence field are unified in a single scalar degree of freedom. Consequently, during a rather long phase (after inflation and before the radiation epoch) the Universe is dominated by the kinetic energy of the inflaton. This dynamics enhances the graviton spectrum at high frequencies. In fact, pre-big-bang models are formulated in the framework of the low-energy string effective action where the Einstein-Hilbert term is naturally coupled to the dilaton. The evolution of the tensor modes will then be slightly different from the one derived in the present section and will be directly sensitive to the evolution of the dilaton. Both in quintessential inflation and in pre-big bang models the spectrum of relic gravitons is larger at high frequencies suggesting that superconducting cavities are a promising tool for the experimental investigation in this range of frequencies (see [166, 167, 168] and references therein). Another very interesting (complementary) approach along this direction has been reported in [169, 170] where a prototype detector working in the 100 MHz region has been described.

6.6 More on the quantum state of cosmological perturbations

The evolution of the cosmological inhomogeneities has been described, so far, in the Heisenberg representation. To investigate the correlation properties of the fluctuations and their semiclassical limit it is often useful to work within the Schrodinger representation where the evolution can be pictured as the spreading of a quantum mechanical wave-functional. The initial wave-functional will be constructed as the direct product of states minimizing the indetermination relations for the different harmonic oscillators forming the quantum field. The quantum mechanical states of the fluctuations will then be a generalization of the concept of coherent state firstly introduced in [171, 172]. These states are essentially coherent states associated to Lie algebras of non-compact groups (such as $SU(1;1)$ which is isomorphic to the algebra of $SO(2;1)$ and $SL(2;R)$). Since their discovery it has been understood that their typical quantum mechanical property was to minimize the indetermination relations [172]. It was then understood they can be obtained, as the coherent states, by the action of a unitary operator acting on the vacuum. Following the pioneering work of Yuen [173] the squeezed states have been experimentally investigated in quantum optics with the hope of obtaining "squeezed light". This light could be of utmost importance for various devices since it would allow to have one of the conjugate (quantum) variables fluctuating above the quantum limit while the other variable fluctuates below the quantum limit preserving, overall, the minimal uncertainty. To have the flavor of the manifold applications of squeezed states to quantum optics the reader can consult two classical textbooks [174, 175] and also two (not so recent) review articles [176, 177]. While the experimental evidence is that squeezed light is rather hard to produce for large values of the squeezing parameter²⁵ (which would be the interesting range for applications), the squeezed states formalism has been applied with success in the analysis of the correlation properties of quantum fluctuations produced in the early

²⁵In the language of this discussion $r \rightarrow 1$, see below.

Universe (see, for instance, [178, 179, 180, 181, 182] and references therein). In particular a natural definition of coarse grained entropy arises in the squeezed state formalism [101, 102].

In what follows, instead of giving the full discussion of the problem in the Schrodinger representation, the squeezed states will be analyzed not in the case of a quantum field but in the case of a single (quantum) harmonic oscillator. This will allow to get an interesting physical interpretation of Eq. (6.81). To be more precise, the analog of Eq. (6.81) can be realized with a two-mode squeezed state. However, to be even simpler, only one-mode squeezed states will be discussed. Let us therefore rewrite Eq. (6.81) in its simplest form, namely

$$\hat{b} = c(r)\hat{a} + s(r)\hat{a}^\dagger; \quad \hat{b}^\dagger = s(r)\hat{a} + c(r)\hat{a}^\dagger; \quad (6.95)$$

where $c(r) = \cosh r$ and $s(r) = \sinh r$; r is the so-called squeezing parameter²⁶. Since $[\hat{a}, \hat{a}^\dagger] = 1$ and $[\hat{b}, \hat{b}^\dagger] = 1$, the transformation that allows to pass from the \hat{a} and \hat{a}^\dagger to the \hat{b} and \hat{b}^\dagger is clearly unitary (extra phases may appear in Eq. (6.95) whose coefficients may be complex; in the present exercise we will stick to the case of real coefficients). Notice that, in Eq. (6.95) the index referring to the momentum has been suppressed since we are dealing here with a single harmonic oscillator with Hamiltonian

$$\hat{H}_a = \frac{\hat{p}^2}{2} + \frac{\hat{x}^2}{2} = \hat{a}^\dagger \hat{a} + \frac{1}{2}; \quad (6.96)$$

where

$$\hat{a} = \frac{1}{\sqrt{2}}(\hat{x} + i\hat{p}); \quad \hat{a}^\dagger = \frac{1}{\sqrt{2}}(\hat{x} - i\hat{p}); \quad (6.97)$$

Equation (6.95) can also be written as

$$\hat{b} = S^\dagger(z) \hat{a} S(z); \quad \hat{b}^\dagger = S^\dagger(z) \hat{a}^\dagger S(z); \quad (6.98)$$

where the (unitary) operator $S(z)$ is the so-called squeezing operator defined as

$$S(z) = e^{\frac{1}{2}(z\hat{a}^{\dagger 2} - z^*\hat{a}^2)}; \quad (6.99)$$

In Eq. (6.99), in general, $z = re^{i\theta}$. In the case of Eq. (6.95) $\theta = 0$ and $z = r$. A squeezed state is, for instance, the state $|\lambda\rangle = S(z)|0\rangle$. The same kind of operator arises in the field theoretical description of the process of production of gravitons (or phonons, as we shall see, in the case of scalar fluctuations). The state $|0\rangle$ is the state annihilated by \hat{a} and minimizing the Hamiltonian (6.96). In the coordinate representation, therefore, the wave-function of the vacuum will be, in the coordinate representation

$$\psi_0(x) = \langle x|0\rangle = N_0 e^{-\frac{x^2}{2}}; \quad \hat{a}|0\rangle = 0; \quad (6.100)$$

where N_0 is a constant fixed by normalizing to 1 the integral over x of $|\psi_0(x)|^2$. Obviously the wave-function in the p -representation will also be Gaussian. Notice that Eq. (6.100) is simply obtained from the condition $\hat{a}|0\rangle = 0$ by recalling Eq. (6.97) (where $\hat{p} = -i\frac{\partial}{\partial x}$). By applying the same trick, we can obtain the wave-function (in the coordinate representation) for the state $|\lambda\rangle$. By requiring $\hat{b}|\lambda\rangle = 0$, using Eq. (6.95) together with Eq. (6.97) we will have the following simple differential equation

$$[c(r) + s(r)]x \psi_\lambda + [c(r) - s(r)]\frac{\partial}{\partial x} \psi_\lambda = 0; \quad \psi_\lambda(x) = \langle x|\lambda\rangle = N_\lambda e^{-\frac{x^2}{2}}; \quad (6.101)$$

²⁶There should be no ambiguity in this notation. It is true that, in the present script, the variable r may also denote the ratio between the tensor and the scale power spectrum arising in the consistency condition (see Eqs. (5.90) and (10.83)). However, since the squeezing parameter and the tensor to scalar ratio are never used in the same context, there is no possible confusion.

implying that the wave-function will still be Gaussian but with a different variance (since $\sigma = e^r$) and with a different normalization (since $N_z \neq N_0$). In this case the wave-function gets squeezed in the x -representation while it gets broadened in the p -representation in such a way that the indetermination relations $\Delta x \Delta p = 1/2$. It should be borne in mind that the broadening (or squeezing) of the Gaussian wave-function (a) corresponds to a process of particle production when we pass, by means of a unitary transformation, from one vacuum to the other. In fact, using Eq. (6.95) we also have

$$\langle 0 | \hat{a}^\dagger \hat{a} | 0 \rangle = 0; \quad \langle 0 | \hat{b}^\dagger \hat{b} | 0 \rangle = \sinh^2 r; \quad (6.102)$$

So, while the initial vacuum has no particles, the "new" vacuum is, really and truly, a many-particle system. In the case of the amplification of fluctuations driven by the gravitational field in the early Universe the squeezing parameter is always much larger than one and the typical mean number of particles per Fourier mode can be as large as 10^4 to 10^5 .

Squeezed states, unitarily connected to the vacuum, minimize the indetermination relations as the well known coherent states introduced by Glauber (see, for instance, [174]). The usual coherent states can be obtained in many different ways, but the simplest way to introduce them is to define the so-called Glauber displacement operator:

$$D(\alpha) = e^{\alpha \hat{a}^\dagger - \alpha^* \hat{a}}; \quad | \alpha \rangle = D(\alpha) | 0 \rangle; \quad (6.103)$$

where α is a complex number and $| \alpha \rangle$ is a coherent state such that $\hat{a} | \alpha \rangle = \alpha | \alpha \rangle$. It is clear that while the squeezing operator of Eq. (6.99) is quadratic in the creation and annihilation operators, the Glauber operator is linear in \hat{a} and \hat{a}^\dagger . By using the Baker-Campbell-Hausdorff (BCH) formula it is possible to get, from Eq. (6.103) the usual expression of a coherent state in whatever basis (such as the Fock basis or the coordinate basis). In the coordinate basis, coherent states are also Gaussians but rather than squeezed they are simply not centered around the origin. From the BCH formula it is possible to understand that the Glauber operator is simply given by the product of the generators of the Heisenberg algebra, i.e. \hat{a} , \hat{a}^\dagger and the identity. So the Glauber coherent states are related with the Heisenberg algebra. The squeezed states, arise, instead in the context of non-compact groups.

To see this intuitively, consider the Hamiltonian

$$\hat{H}_b = \hat{b}^\dagger \hat{b} + \frac{1}{2}; \quad (6.104)$$

and express it in terms of \hat{a} and \hat{a}^\dagger according to Eq. (6.95). The result of this simple manipulation is

$$\hat{H}_b = \cosh 2r \hat{a}^\dagger \hat{a} + \frac{1}{2} + \sinh 2r \left(\frac{\hat{a}^2}{2} + \frac{\hat{a}^{\dagger 2}}{2} \right); \quad (6.105)$$

But, in Eq. (6.105), the operators

$$\begin{aligned} \hat{a}^\dagger \hat{a} + \frac{1}{2} &= L_0; \\ \frac{\hat{a}^2}{2} &= L_-; \quad \frac{\hat{a}^{\dagger 2}}{2} = L_+; \end{aligned} \quad (6.106)$$

form a realization of the $SU(1,1)$ Lie algebra since, as it can be explicitly verified:

$$[L_+, L_-] = 2L_0; \quad [L_0, L_\pm] = \pm L_\pm; \quad (6.107)$$

Note that the squeezing operator of Eq. (6.99) can be written as the exponential of L_+ and L_0 , i.e. more precisely

$$S(z) = e^{\frac{1}{2}(z\hat{a}^{\dagger 2} - z^*\hat{a}^2)} = e^{\tanh r L_+} e^{-\ln[\cosh r] L_0} e^{-\tanh r L_-}; \quad (6.108)$$

where the second equality follows from the BCH relation [183, 184]. This is the rationale for the statement that the squeezed states are the coherent states associated with $SU(1,1)$. Of course more complicated states can be obtained from the squeezed vacuum states. These have various applications in cosmology. For instance we can have the squeezed coherent states, i.e.

$$|j; z\rangle = S(z) D(j) |j\rangle; \quad (6.109)$$

Similarly one can define the squeezed number states (squeezing operator applied to a state with n particles) or the squeezed thermal states (squeezed states of a thermal state [180]). The squeezed states are also important to assess precisely the semiclassical limit of quantum mechanical fluctuations. On a purely formal ground the semiclassical limit arises in the limit $\hbar \rightarrow 0$. However, on a more operational level, the classical limit can be addressed more physically by looking at the number of particles produced via the pumping action of the gravitational field. In this second approach the squeezed states represent an important tool. The squeezed state formalism therefore suggests that what we call classical fluctuations are the limit of quantum mechanical states in the same sense a laser beam is formed by coherent photons. Also the laser beam has a definite classical meaning, however, we do know that coherent light is different from thermal (white) light. This kind of distinction follows, in particular, by looking at the effects of second-order interference such as the Hanbury-Brown-Twiss effect [174, 175].

In closing this section it is amusing to get back to the problem of entropy [101, 102]. In fact, in connection with squeezed states of the tensor modes of the geometry it is possible to define a coarse-grained entropy in which the loss of information associated to the reduced density matrix is represented by an increased dispersion in a superfluctuant field operator which is the field-theoretical analog of the quantum mechanical momentum \hat{p} . The estimated entropy goes in this case as $r(\omega)$ (now a function of the present frequency) i.e. as $\ln \bar{n}$ where \bar{n} is the number of produced gravitons. Consequently the entropy can be estimated by integrating over all the frequencies of the graviton spectrum presented, for instance, in Fig. 20. The result will be that

$$S_{\text{gr}} = V \int_0^{\omega_1} r(\omega)^2 d\omega \sim (10^{29})^3 \frac{H_1}{M_P}{}^{3=2}; \quad (6.110)$$

The factor 10^{29} arises from the hierarchy between the lower frequency of the spectrum (i.e. $\omega_0 \sim 10^{-18}$ Hz) and the higher frequency (i.e. $\omega_1 \sim 10^{11} (H_1 = M_P)^{1=2}$ Hz). From Eq. (6.110) it follows that this gravitational entropy is of the same order of the thermodynamic entropy provided the curvature scale at the inflation-radiation transition is sufficiently close to the Planck scale.

7 A primer in CMB anisotropies

The description of CMB anisotropies will be presented by successive approximations. In the present section a simplistic (but still reasonable) account of the physics of CMB anisotropies will be derived in a two-fluid model. In section 8 a more realistic account of pre-decoupling physics will be outlined within an (improved) fluid description. In section 9 the Einstein-Boltzmann hierarchy will be introduced. The following derivations will be specifically discussed.

the Sachs-Wolfe effect for the tensor modes of the geometry;

the Sachs-Wolfe effect for the scalar modes of the geometry;

the evolution equations of the scalar fluctuations in the pre-decoupling phase;

a simplified solution of the system allowing the estimate of the (scalar) Sachs-Wolfe contribution;

the concept of adiabatic and non-adiabatic modes.

7.1 Tensor Sachs-Wolfe effect

After decoupling, the photon mean free path becomes comparable with the actual size of the present Hubble patch (see, for instance, Eq. (2.90) and derivations therein). Consequently, the photons will travel to our detectors without suffering any scattering. In this situation what happens is that the photon geodesics are slightly perturbed by the presence of inhomogeneities and what we ought to compute is therefore the temperature fluctuation induced by scalar and tensor fluctuations. Also vector fluctuations may induce important sources of anisotropy but will be neglected in the first approximation mainly for the reason that, in the conventional scenario, the vector modes are always decaying both during radiation and, a fortiori, during the initial inflationary phase (see also [185, 186] for the case when the pre-decoupling sources support vector modes).

Since the Coulomb rate is much larger than Thompson rate of interactions around equality (see Eqs. (2.82)-(2.87) and (2.83)-(2.88)), baryons and electrons are more tightly coupled than photons and baryons. Still, prior to decoupling, it is rather plausible to treat the whole baryon-lepton-photon fluid as a unique physical entity.

Let us therefore start by studying the null geodesics in a conformally flat metric of FRW type where $g_{\mu\nu} = a^2(\eta) \bar{g}_{\mu\nu}$ where $\bar{g}_{\mu\nu}$ coincides, in the absence of metric fluctuations, with the Minkowski metric. If metric fluctuations are present $\bar{g}_{\mu\nu}$ will have the form of a (slightly inhomogeneous) Minkowski metric. The latter observation implies that

$$\bar{g}_{00} = 1 + \delta\bar{g}_{00}; \quad \delta\bar{g}_{00} = 2\delta\phi; \quad (7.1)$$

$$\bar{g}_{ij} = \delta_{ij} + \delta\bar{g}_{ij} + \delta\tau_{ij}; \quad \delta\bar{g}_{ij} = 2\delta\phi\delta_{ij}; \quad \delta\tau_{ij} = h_{ij}; \quad (7.2)$$

with $\partial_i h_{ij}^i = 0 = h_{11}^i$ (see Eq. (6.6)) and where the scalar fluctuations of the geometry have been introduced in the longitudinal (or conformally Newtonian) gauge characterized by the two non-vanishing degrees of freedom $\delta\phi$ and h_{ij} (see Eqs. (6.3) and (6.4)).

Neglecting the inhomogeneous contribution, the lowest-order geodesics of the photon in the background $g_{\mu\nu} = a^2(\eta) \eta_{\mu\nu}$ are

$$\frac{d^2 x}{d\eta^2} + \frac{dx}{d\eta} \frac{dx}{d\eta} = 0; \quad (7.3)$$

$$g_{\mu\nu} \frac{dx^\mu}{d\eta} \frac{dx^\nu}{d\eta} = 0; \quad (7.4)$$

where η denotes the affine parameter. Recalling Eq. (6.12) the (0) component of Eq. (7.3) and Eq. (7.4) can be written, respectively, as

$$\frac{d^2}{d\eta^2} + H \frac{dx}{d\eta}^2 + H \frac{d}{d\eta}^2 = 0; \quad (7.5)$$

$$\frac{dx}{d\eta}^2 = \frac{d}{d\eta}^2; \quad (7.6)$$

Using Eq. (7.6), Eq. (7.5) can be rewritten as

$$\frac{d^2 F}{d\eta^2} + 2H F^2 = 0; \quad F = \frac{d}{d\eta}; \quad (7.7)$$

With a simple manipulation Eq. (7.7) can be solved and the result will then be

$$F = \frac{d}{d\eta} = \frac{1}{a^2(\eta)}; \quad (7.8)$$

Equation (7.7) implies that if the affine parameter and the metric are changed as

$$d\eta \rightarrow a^2(\eta) d\eta; \quad g_{\mu\nu} \rightarrow a^2(\eta) \eta_{\mu\nu} \quad (7.9)$$

the new geodesics will be exactly the same as before. In particular, as a function of η we will have that the unperturbed geodesics will be

$$x^\mu = n^\mu; \quad n^\mu = (n^0; n^i); \quad (7.10)$$

where $n^{02} = n_i n^i = 1$. Consider now the energy of the photon as measured in the reference frame of the baryonic uid, i.e.²⁷

$$E = g_{\mu\nu} u^\mu P^\nu; \quad (7.11)$$

where u^μ is the four-velocity of the uid and P^μ is the photon momentum defined as

$$P^\mu = \frac{dx^\mu}{d\eta} = \frac{E}{a^2} \frac{dx^\mu}{d\eta}; \quad (7.12)$$

where E is a parameter (not to be confused with one of the off-diagonal entries of the perturbed metric) denoting the photon energy. If the geodesic is perturbed by a tensor fluctuation we will have that Eq. (7.12) becomes

$$P^\mu = \frac{E}{a^2} n^\mu + \frac{d_\perp x^\mu}{d\eta}; \quad (7.13)$$

²⁷The internal energy of a thermodynamic system has been denoted by E in Appendix B. Now E will denote the energy of a photon in the reference frame of the baryon uid. These possible ambiguity is harmless since the two concepts will never interfere in the present treatment.

Since the condition $u^\mu u_\mu = 1$ implies that $u^0 = 1/a$, Eqs. (7.11) and (7.13) lead, respectively, to the following two more explicit expressions:

$$E = \frac{E}{a} \left(1 + \frac{d_t x^0}{d} \right); \quad \frac{d^2_t x^0}{d^2} = \tilde{t}_{ij}^0 n^i n^j; \quad (7.14)$$

The quantity \tilde{t}_{ij}^0 can be computed from \tilde{t}_{ij}^0 (see, in particular, the first expression in Eq. (6.30)) by setting $H = 0$. The result is:

$$\tilde{t}_{ij}^0 = \frac{1}{2} h_{ij}^0; \quad (7.15)$$

Consequently Eq. (7.14) can be rearranged as

$$\frac{d_t x^0}{d} = \frac{1}{2} \sum_f h_{ij}^0 n^i n^j d; \quad (7.16)$$

$$E = \frac{E}{a} \left(1 + \frac{1}{2} \sum_i h_{ij}^0 n^i n^j d \right); \quad (7.17)$$

where $i = 0$ and $f = \text{dec}$. The temperature fluctuation due to the tensor modes of the geometry can then be computed as

$$\frac{T}{T} = \frac{a_f E_f - a_i E_i}{a_i E_i}; \quad (7.18)$$

By making use of Eq. (7.17), Eq. (7.18) simply becomes:

$$\frac{T}{T_t} = \frac{1}{2} \sum_i h_{ij}^0 n^i n^j d; \quad (7.19)$$

The only contribution to the tensor Sachs-Wolfe effect is given by the Sachs-Wolfe integral. It is clear that since during the matter dominated stage the evolution of the tensor modes is not conformally invariant there will be a tensor contribution to the SW effect. The absence of positive detection places bounds on the possible existence of a stochastic background of gravitational radiation for present frequencies of the order of 10^{-18} Hz (see Fig. 20).

7.2 The scalar Sachs-Wolfe effect

According to the observations discussed in Eqs. (7.2), in the case of the scalar modes of the geometry the perturbed geodesics can be written as

$$\frac{d^2_t x}{d^2} + \tilde{s} \frac{dx}{d} \frac{dx}{d} = 0; \quad (7.20)$$

where now \tilde{s} denotes the scalar fluctuation of the Christoffel connection computed with respect to g which is the inhomogeneous Minkowski metric. In the conformally Newtonian gauge the fluctuations of the Christoffel connections of a perturbed Minkowski metric are²⁸:

$$\tilde{s}_{00}^0 = 0; \quad \tilde{s}_{0i}^0 = \partial_i; \quad \tilde{s}_{ij}^0 = 0; \quad (7.21)$$

Thus, using Eq. (7.21), Eq. (7.20) becomes

$$\frac{d}{d} \frac{d_s x^0}{d} = \tilde{s}_{00}^0 n^0 n^0 - \tilde{s}_{ij}^0 n^i n^j - 2 \tilde{s}_{i0}^0 n^i n^0 - 2 \partial_i n^i; \quad (7.22)$$

²⁸These expressions can be obtained from Eqs. (C.2) and (C.3) of Appendix C) by setting $H = 0$.

Since

$$\frac{d}{d} = \quad^0 + n^i @_i ; \quad (7.23)$$

we will also have that

$$\frac{d \quad^0}{d} = \quad^Z \quad^f \quad^i \quad^0 + \quad^0) d \quad^2 : \quad (7.24)$$

The quantity to be computed, as previously anticipated, is the photon energy as measured in the frame of reference of the uid. Denoting u as the four-velocity of the uid and P as the photon four-momentum, the photon energy will exactly be the one given in Eq. (7.11) but with a different physical content for P and u . The rationale for this statement is that while the tensor modes do not contribute to u , the scalar modes affect the 0-component of u . The logic will now be to determine u , g and P to first order in the scalar fluctuations of the geometry. This will allow to compute the right hand side of Eq. (7.11) as a function of the inhomogeneities of the metric. The first-order variation of $g_{\mu\nu} = 1$ leads to

$${}_s g_{00} u^0 = \quad^2 {}_s u^0 g_{00}; \quad (7.25)$$

so that in the longitudinal coordinate system Eq. (7.25) gives, to first-order in the metric fluctuations,

$$u^0 = \frac{1}{a} (1 \quad^): \quad (7.26)$$

The divergencefull peculiar velocity field is given by

$${}_s u^i = \frac{v^i}{a} - \frac{1}{a} @^i v: \quad (7.27)$$

The relevant peculiar velocity field will be, in this derivation, the baryonic peculiar velocity since this is the component emitting and observing (i.e. absorbing) the radiation. In the following this identification will be understood and, hence, $v^i = v_b^i$.

The energy of the photon in the frame of reference of the uid becomes, then

$$E = g_{\mu\nu} P^\mu u^\nu = g_{00} u^0 P^0 + g_{ij} u^i P^j: \quad (7.28)$$

Recalling the explicit forms of g_{00} and g_{ij} to first order in the metric fluctuations we have

$$E = \frac{E}{a} \left(1 + \quad^i v_b^i + \frac{d \quad^0}{d} \right): \quad (7.29)$$

Assuming, as previously stated, that the observer, located at the end of a photon geodesic, is at $\mathbf{x} = 0$, Eq. (7.29) can be expressed as

$$E = \frac{E}{a} \left(1 + \quad^i v_b^i + \quad^Z \quad^f \quad^i \quad^0 + \quad^0) d \quad^: \right): \quad (7.30)$$

The temperature fluctuation can be expressed by taking the difference between the final and initial energies, i.e.

$$\frac{T}{T} = \frac{a_f E_f - a_i E_i}{a_i E_i}: \quad (7.31)$$

The final and initial photon energy are also affected by an intrinsic contribution, i.e.

$$\frac{a_f E_f}{a_i E_i} = \frac{T_0}{T_i} \frac{T_f}{T}: \quad (7.32)$$

where we wrote that

$$T_0 = T_f + \delta T_f; \quad T_{\text{dec}} = T_i + \delta T_i; \quad (7.33)$$

Now the temperature variation at the present epoch can be neglected while the intrinsic temperature variation at the initial time (i.e. the last scattering surface) cannot be neglected and it is given by

$$\frac{\delta T_i}{T_i} = \frac{1}{4} \delta \left(\frac{1}{a} \right); \quad (7.34)$$

since $\delta \left(\frac{1}{a} \right) = -\frac{1}{a} \frac{\dot{a}}{a}$ is the fractional variation of photon energy density.

The final expression for the SW effect induced by scalar fluctuations can be written as

$$\frac{\delta T}{T} = \frac{1}{4} \delta \left(\frac{1}{a} \right) + \int_0^{\eta} d\eta' \left[\frac{1}{a} \frac{d}{d\eta'} \left(\frac{1}{a} \right) \right] + \int_0^{\eta} d\eta' \left(\frac{1}{a} \frac{d}{d\eta'} \right) \delta \left(\frac{1}{a} \right); \quad (7.35)$$

Sometimes, for simplified estimates, the temperature fluctuation can then be written, in explicit terms, as

$$\frac{\delta T}{T} = \frac{1}{4} \delta \left(\frac{1}{a} \right) + \frac{1}{a} \frac{d}{d\eta} \left(\frac{1}{a} \right) + \int_0^{\eta} d\eta' \left(\frac{1}{a} \frac{d}{d\eta'} \right) \delta \left(\frac{1}{a} \right); \quad (7.36)$$

Equation (7.36) has three contributions

the ordinary SW effect given by the first two terms at the right hand side of Eq. (7.36) i.e. $\delta \left(\frac{1}{a} \right)$ and $\frac{1}{a} \frac{d}{d\eta} \left(\frac{1}{a} \right)$;

the Doppler term (third term in Eq. (7.36));

the integrated SW effect (last term in Eq. (7.36)).

The ordinary SW effect is due both to the intrinsic temperature inhomogeneities on the last scattering surface and to the inhomogeneities of the metric. On large angular scales the ordinary SW contribution dominates. The Doppler term arises thanks to the relative velocity of the emitter and of the receiver. At large angular scales its contribution is subleading but it becomes important at smaller scales, i.e. in multipole space, for $l > 200$ corresponding to the first peak in Fig. 3. The SW integral contributes to the temperature anisotropy if $\delta \left(\frac{1}{a} \right)$ and $\frac{1}{a} \frac{d}{d\eta} \left(\frac{1}{a} \right)$ depend on time.

7.3 Scalar modes in the pre-decoupling phase

To estimate the various scalar Sachs-Wolfe contributions, the evolution of the metric fluctuations and of the perturbations of the sources must be discussed when the background is already dominated by matter, i.e. after equality but before decoupling. In this regime, for typical wavelengths larger than the Hubble radius at the corresponding epoch, the primordial fluctuations produced, for instance, during inflation, will serve as initial conditions for the fluctuations of the various plasma variables such as the density contrasts and the peculiar velocities (see section 10 for a discussion of the amplification of scalar modes during inflation). As already mentioned in different circumstances the wavelengths of the fluctuations are larger than the Hubble radius provided the corresponding wave-numbers satisfy the condition $k < 1$ where η is the conformal time coordinate that has been consistently employed throughout the whole discussion of inhomogeneities in FRW models. The first step along this direction is to write down the evolution equations of the metric perturbations which will now be treated in the

longitudinal gauge. For the moment the explicit expression for the fluctuations of the matter sources will be left unspecified.

The perturbed components the Christoffel connections are obtained in Appendix C (see Eqs. (C.2) and (C.3)). The perturbed form of the components of the Ricci tensor can be readily obtained (see Eqs. (C.4) and (C.9)). Finally, from the first-order form of the components of the Einstein tensor (see Eqs. (C.10), (C.11) and (C.12)), the perturbed Einstein equations can then be formally written as:

$${}_sG_0^0 = 8\pi G {}_sT_0^0; \quad (7.37)$$

$${}_sG_i^j = 8\pi G {}_sT_i^j; \quad (7.38)$$

$${}_sG_0^i = 8\pi G {}_sT_0^i; \quad (7.39)$$

The fluctuations of total the energy-momentum tensor are written as the sum of the fluctuations over the various species composing the plasma, i.e. according to Eqs. (C.19)-(C.23),

$${}_sT_0^0 = \sum_X \rho_X; \quad (7.40)$$

$${}_sT_i^j = \sum_i p_i \delta_i^j + \sum_i \pi_i^j = \sum_i \pi_i^j + \sum_i p_i \delta_i^j; \quad (7.41)$$

$${}_sT_0^i = (p + \pi) v^i = \sum_X (1 + w_X) v^i; \quad (7.42)$$

Concerning Eqs. (7.40)-(7.42) few comments are in order:

\sum_X the sum over runs, in general, over the different species of the plasma (in particular, photon, baryons, neutrinos and CDM particles);

π_i^j denotes the density contrast for each single species of the plasma (see Eq. (6.28) for the properties of π_i^j under infinitesimal gauge transformations);

the term $\sum_i \pi_i^j$ denotes the contribution of the anisotropic stress to the spatial components of the (perturbed) energy-momentum tensor of the fluid mixture.

Concerning the last point of this list, it should be borne in mind that the relevant physical situation is the one where Universe evolves for temperatures smaller than the MeV. In this case neutrinos have already decoupled and form a quasi-perfect (collisionless) fluid. For this reason, neutrinos will be the dominant source of anisotropic stress and such a contribution will be directly proportional to the quadrupole moment of the neutrino phase-space distribution.

In what follows the full content of the plasma will be drastically reduced with the purpose of obtaining (simplified) analytical estimates. In sections 8 and (9) the simplifying assumptions adopted in the present section will be relaxed. While the dynamics of the whole system will emerge as more complex, it is the hope of the author that its simple properties will still be evident.

Equations (7.37)-(7.39) lead then to the following system of equations:

$$r^2 \ddot{\alpha} + 3H(\dot{\alpha} + \alpha^0) = 4\pi G a^2 \rho; \quad (7.43)$$

$$r^2 (\ddot{\alpha} + \alpha^0) = -4\pi G a^2 (p + \pi); \quad (7.44)$$

$$\begin{aligned} \ddot{\pi} + H(2\dot{\pi} + \pi^0) + (2H^0 + H^2) \pi + \frac{1}{2} r^2 (\nabla_i \nabla^i \pi) = \\ \frac{1}{2} \nabla_i \nabla^j (\pi_i^j) = 4\pi G a^2 (p_i^j - \pi_i^j); \end{aligned} \quad (7.45)$$

where the divergence of the total velocity field has been defined as:

$$(\mathbf{p} + \mathbf{v})^i = \sum_j (\mathbf{p} + \mathbf{v})^j \delta_{ij} ; \quad (7.46)$$

with $\mathbf{v} = \partial_i \mathbf{v}^i$ and $\mathbf{v} = \partial_i \mathbf{v}^i$. Equations (7.43) and (7.44) are, respectively, the Hamiltonian and the momentum constraint. The enforcement of these two constraints is crucial for the regularity of the initial conditions. Taking the trace of Eq. (7.45) and recalling that the anisotropic stress is, by definition, traceless (i.e. $\sigma_{ii} = 0$) it is simple to obtain

$$\omega + 2H^0 + H^0 + (2H^0 + H^2) + \frac{1}{3}r^2(\dots) = 4G^2 \rho p ; \quad (7.47)$$

The difference of Eqs. (7.45) and (7.47) leads to

$$\frac{1}{6}r^2(\dots)_i^j - \frac{1}{2}\partial_i \partial^j(\dots) = 4G^2 \rho \delta_{ij} ; \quad (7.48)$$

By now applying to both sides of Eq. (7.48) the differential operator $\partial_j \partial^i$ we are led to the following expression

$$r^4(\dots) = 12G^2 \rho \partial_j \partial^i \delta_{ij} ; \quad (7.49)$$

The right hand side of Eq. (7.49) can be usefully parametrized as

$$\partial_j \partial^i \delta_{ij} = \sum_j (\mathbf{p} + \mathbf{v})^j r^2 ; \quad (7.50)$$

This parametrization may now appear baroque but it is helpful since δ_{ij} , in the case of neutrinos, is easily related to the quadrupole moment of the (perturbed) neutrino phase space distribution (see section 9). Equations (7.43)-(7.45) may be supplemented with the perturbation of the covariant conservation of the energy-momentum tensor²⁹:

$$\dot{\omega} = (1 + w)(3\dot{\omega} + 3Hw) - \frac{p}{w} ; \quad (7.51)$$

$$\begin{aligned} \dot{\omega} &= (3w + 1)H - \frac{w^0}{w + 1} - \frac{1}{w + 1} \frac{p}{r^2} r^2 \\ &+ r^2 \dots : \end{aligned} \quad (7.52)$$

In Eq. (7.52) \dots appears and it stems directly from the correct fluctuation of the spatial components of energy-momentum tensor of the fluid mixture. In Eqs. (7.51) and (7.52) the energy and momentum exchange has been assumed to be negligible between the various components of the plasma. This approximation is not so realistic as far as the baryon-photon system is concerned as it will be explained in section 8.

7.4 CDM-radiation system

The content of the plasma is formed by four different species, namely dark matter particles, photons, neutrinos and baryons. The following simplifying assumptions will now be proposed:

the pre-decoupling plasma is only formed by a radiation component (denoted by a subscript r) and by a CDM component (denoted by a subscript c);

²⁹See Appendix C (and, in particular, Eqs. (C.31), (C.32) and (C.33)) for further details on the derivation.

neutrinos will be assumed to be a component of the radiation fluid but their anisotropic stress will be neglected: hence, according to Eqs. (7.48) and (7.49), the two longitudinal fluctuations of the metric will then be equal, i.e. $\delta\psi = \delta\chi$;

the energy-momentum exchange between photons and baryons will be neglected.

These three assumptions will allow two interesting exercises:

a simplified estimate of the large-scale Sachs-Wolfe contribution;

a simplified introduction to the distinction between adiabatic and non-adiabatic modes.

Since the neutrinos are absent, then we can set $\delta\psi = \delta\chi$ in Eqs. (7.43), (7.44) and (7.45) whose explicit form will become, in Fourier space

$$k^2 \delta\psi + 3H(\dot{\delta\psi} + \delta\psi) = 4G\delta\rho a^2; \quad (7.53)$$

$$\ddot{\delta\psi} + 3H\dot{\delta\psi} + (H^2 + 2H\dot{\delta\psi}) = 4G\delta p a^2; \quad (7.54)$$

$$k^2(\dot{\delta\psi} + \delta\psi) = 4G\delta p a^2(p + \delta p): \quad (7.55)$$

Since the only two species of the plasma are, in the present discussion, radiation and CDM particles we will have, according to Eqs. (7.40) and (7.46)

$$(p + \delta p) = \frac{4}{3} \rho_r + \rho_c; \quad \dot{\delta p} = \dot{\rho}_r + \dot{\rho}_c: \quad (7.56)$$

There are two different regimes where this system can be studied, i.e. either before equality or after equality. Typically, as we shall see, initial conditions for CMB anisotropies are set deep in the radiation-dominated regime. However, in the present example we will solve the system separately during the radiation and the matter-dominated epochs. During the radiation-dominated epoch, i.e. prior to t_{eq} the evolution equation for $\delta\psi$ can be solved exactly by noticing that, in this regime, $3\delta p = \delta\rho$. Thus, by linearly combining Eqs. (7.53) and (7.54) in such a way to eliminate the contribution of the fluctuations of the energy density and of the pressure, the (decoupled) evolution equation for $\delta\psi$ can be written as

$$\ddot{\delta\psi} + 4H\dot{\delta\psi} + \frac{k^2}{3} \delta\psi = 0: \quad (7.57)$$

Since during radiation $a(t) \propto t^{1/2}$, Eq. (7.57) can be solved as a combination of Bessel functions of order $3/2$ which can be expressed, in turn, as a combination of trigonometric functions weighted by inverse powers of their argument [153, 154]

$$\delta\psi(k; t) = A_1(k) \frac{y \cos y}{y^3} + B_1(k) \frac{y \sin y}{y^3}; \quad (7.58)$$

where $y = k \frac{t}{\sqrt{3}}$. If the solution parametrized by the arbitrary constant $A_1(k)$, $\delta\psi \rightarrow 0$ for $k \rightarrow 1$ (where $\frac{1}{\sqrt{3}}$ is a constant). This is the case of purely adiabatic initial conditions. If, on the contrary, $A_1(k)$ is set to zero, then $\delta\psi$ will not go to a constant. This second solution is important in the case of the non-adiabatic modes. At the end of this section the physical distinction between adiabatic and non-adiabatic modes will be specially discussed.

In the case of adiabatic fluctuations the constant mode $\delta\phi_r$ matches to a constant mode during the subsequent matter-dominated epoch. In fact, during the matter-dominated epoch and under the same assumptions of absence of anisotropic stresses the equation for $\delta\phi$ is

$$\ddot{\phi} + 3H\dot{\phi} = 0: \quad (7.59)$$

Since, after equality, $a(t) \propto t^{2/3}$, the solution of Eq. (7.59) is then

$$\delta\phi(k; t) = \delta\phi_m + D_1(k) \frac{eq}{5}; \quad (7.60)$$

where $\delta\phi_m$ is a constant. The values of $\delta\phi_r$ and $\delta\phi_m$ are different but can be easily connected. In fact we are interested in wave-numbers $k < 1$ after equality and, in this regime

$$\delta\phi_m = \frac{9}{10} \delta\phi_r; \quad (7.61)$$

Disregarding the complication of an anisotropic stress (i.e., from Eqs. (7.48)–(7.49), $\delta\phi = 0$) from Eqs. (7.51)–(7.52) the covariant conservation equations become

$$\delta\dot{c}_c = 3\dot{\phi}_c; \quad (7.62)$$

$$\delta\dot{c}_c = H_c \delta\phi_c + k^2 \delta\phi; \quad (7.63)$$

$$\delta\dot{r} = 4\dot{\phi}_r - \frac{4}{3} \delta\phi_r; \quad (7.64)$$

$$\delta\dot{r} = \frac{k^2}{4} \delta\phi_r + k^2 \delta\phi; \quad (7.65)$$

Combining Eqs. (7.64) and (7.65) in the presence of the constant adiabatic mode $\delta\phi_m$ and during the matter-dominated phase

$$\delta\dot{r} + k^2 c_s^2 \delta\phi_r = 4c_s^2 k^2 \delta\phi_m; \quad (7.66)$$

where $c_s = 1/\sqrt{3}$. The solution of Eq. (7.66) can be obtained with elementary methods. In particular it will be

$$\delta\phi_r = c_1 \cos kc_s z + c_2 \sin kc_s z \\ 4c_s^2 k^2 \delta\phi_m \int_0^z [\cos kc_s z' - \sin kc_s z' \sin kc_s z' \cos kc_s z'] dz'; \quad (7.67)$$

The full solution of Eqs. (7.63)–(7.65) will then be:

$$\delta\phi_c = \delta\phi_m - \frac{m}{6} k^2 z^2; \quad (7.68)$$

$$\delta\phi_c = \frac{k^2}{3} \delta\phi_m z; \quad (7.69)$$

$$\delta\phi_r = \frac{4}{3} \delta\phi_m [\cos(kc_s z) - 3]; \quad (7.70)$$

$$\delta\phi_r = \frac{k}{3} \delta\phi_m \sin(kc_s z); \quad (7.71)$$

Notice that:

$$\text{for } k \ll 1, c_s' \approx r;$$

for $k \ll 1, r = 4, c = 3$.

These relations have a rather interesting physical interpretation that will be scrutinized at the end of the present section. The ordinary SW effect can now be roughly estimated. Consider Eq. (7.35) in the case of the pure adiabatic mode. Since the longitudinal degrees of freedom of the metric are roughly constant and equal, inserting the solution of Eqs. (7.68)-(7.71) into Eq. (7.35) the following result can be obtained

$$\frac{T}{T}_{k;s}^{\text{ad}} = \frac{r}{4} + \frac{m}{3} \cos(k c_s \text{dec}) = \frac{3}{10} r \cos(k c_s \text{dec}); \quad (7.72)$$

where the third equality follows from the relation between the constant modes during radiation and matter, i.e. Eq. (7.61). Concerning Eq. (7.72) few comments are in order:

for superhorizon modes the baryon peculiar velocity does not contribute to the leading result of the SW effect;

for $k c_s \text{dec} \ll 1$ the temperature fluctuations induced by the adiabatic mode are simply $m = 3$;

even if more accurate results on the temperature fluctuations on small angular scales can be obtained from a systematic expansion in the inverse of the differential optical depth (tight coupling expansion, to be discussed in section 8), Eq. (7.72) suggests that the first true peak in the temperature fluctuations is located at $k c_s \text{dec} \approx \pi$.

In this discussion, the rôle of the baryons has been completely neglected. In section 8 a more refined picture of the acoustic oscillations will be developed and it will be shown that the inclusion of baryons induces a shift of the first Doppler peak.

7.5 Adiabatic and non-adiabatic modes

The solution obtained in Eqs. (7.68), (7.69), (7.70) and (7.71) obeys, in the limit $k \ll 1$ the following interesting condition

$$r = \frac{4}{3} c; \quad (7.73)$$

A solution obeying Eq. (7.73) for the radiation and matter density contrasts is said to be adiabatic. A distinction playing a key rôle in the theory of the CMB anisotropies is the one between adiabatic and isocurvature³⁰ modes. Consider, again, the idealized case of a plasma where the only fluid variables are the ones associated with CDM particles and radiation. The entropy per dark matter particle will then be given by $\mathcal{S} = T^3/n_c$ where n_c is the number density of CDM particles and $\rho_c = m_c n_c$ is the associated energy density. Recalling that $r = \rho_r/\rho_c$ and $c = \rho_c/\rho_r$ are, respectively the density contrast in radiation and in CDM, the fluctuations of the specific entropy will then be

$$S = \frac{\mathcal{S}}{\mathcal{S}} = 3 \frac{T}{T} \quad c = \frac{3}{4} r \quad c; \quad (7.74)$$

³⁰To avoid misunderstandings it would be more appropriate to use the terminology non-adiabatic since the term isocurvature may be interpreted as denoting a fluctuation giving rise to a uniform curvature. In the following the common terminology will be however used.

where the second equality follows recalling that δ_r / T^4 . If the fluctuations in the specific entropy vanish, at large-scales, then a characteristic relation between the density contrasts of the various plasma quantities appears, i.e. for a baryon-photon-lepton fluid with CDM particles,

$$\delta_r = \frac{4}{3} \delta_c = \frac{4}{3} \delta_b; \quad (7.75)$$

Eq. (7.74) can be generalized to the case of a mixture of different fluids with arbitrary equation of state. For instance, in the case of two fluids a and b with barotropic indices w_a and w_b the fluctuations in the specific entropy are

$$S_{ab} = \frac{\delta_a}{1 + w_a} - \frac{\delta_b}{1 + w_b}; \quad (7.76)$$

where δ_a and δ_b are the density contrasts of the two species. It is appropriate to stress that, according to Eq. (6.28), giving the gauge variation of the density contrast of a given species, S_{ab} is gauge-invariant (see, in fact, Eq. (6.28)). As a consequence of the mentioned distinction the total pressure density can be connected to the total fluctuation of the energy density as

$$p = c_s^2 \delta + p_{\text{nad}}; \quad (7.77)$$

where

$$c_s^2 = \frac{p}{\delta} = \frac{p^0}{\delta^0}; \quad (7.78)$$

is the speed of sound computed from the variation of the total pressure and energy density at constant specific entropy, i.e. $\delta = 0$. The second term appearing in Eq. (7.77) is the pressure density variation produced by the fluctuation in the specific entropy at constant energy density, i.e.

$$p_{\text{nad}} = -\frac{p}{\delta} \delta; \quad (7.79)$$

accounting for the non-adiabatic contribution to the total pressure perturbation.

If only one species is present with equation of state $p = w$, then it follows from the definition that $c_s^2 = w$ and the non-adiabatic contribution vanishes. As previously anticipated around Eq. (7.74), a sufficient condition in order to have $p_{\text{nad}} \neq 0$ is that the fluctuation in the specific entropy δ is not vanishing. Consider, for simplicity, the case of a plasma made of radiation and CDM particles. In this case the speed of sound and the non-adiabatic contribution can be easily computed and they are:

$$c_s^2 = \frac{p^0}{\delta^0} = \frac{p_r^0 + p_c^0}{\delta_r^0 + \delta_c^0} = \frac{4}{3} \frac{r}{3c + 4r}; \quad (7.80)$$

$$\delta \frac{p}{\delta} = \frac{4}{3} \frac{r}{3c + 4r} - \frac{4}{3} \frac{c}{3c + 4r} \delta_c^2; \quad (7.81)$$

To obtain the final expression appearing at the right-hand-side of Eq. (7.80) the conservation equations for the two species (i.e. $\delta_r^0 = -4H \delta_r$ and $\delta_c^0 = -3H \delta_c$) have been used. Concerning Eq. (7.81) the following remarks are in order:

the first equality follows from the fluctuation of the specific entropy computed in Eq. (7.74);

the second equality appearing in Eq. (7.81) follows from the observation that the increment of the pressure should be computed for constant (total) energy density, i.e. $\delta_r + \delta_c = 0$, implying $\delta_c = -\delta_r$;

the third equality (always in Eq. (7.81)) is a mere consequence of the explicit expression of c_s^2 obtained in Eq. (7.80).

As in the case of Eq. (7.76), the analysis presented up to now can be easily generalized to a mixture of fluids a and b with barotropic indices w_a and w_b . The generalized speed of sound is then given by

$$c_s^2 = \frac{w_a (w_a + 1) + w_b (w_b + 1)}{(w_a + 1) + (w_b + 1)} : \quad (7.82)$$

From Eq. (7.80) and from the definition of the (total) barotropic index it follows that, for a CDM - radiation fluid

$$c_s^2 = \frac{4}{3} \frac{1}{3a + 4}; \quad w = \frac{1}{3} \frac{1}{1 + a} : \quad (7.83)$$

Using Eqs. (7.79) - (7.81) the non-adiabatic contribution to the total pressure fluctuation becomes

$$\mathcal{P}_{\text{nad}} = \frac{4}{3} c_s^2 \frac{S}{3a + 4}; \quad (7.84)$$

where the definition given in Eq. (7.74), i.e. $S = (\delta p)_{\text{nad}}$, has been used. Using the splitting of the total pressure density fluctuation into an adiabatic and a non-adiabatic parts, Eq. (7.43) can be multiplied by a factor c_s^2 and subtracted from Eq. (7.47). The result of this operation leads to a formally simple expression for the evolution of curvature fluctuations in the longitudinal gauge, namely:

$$\ddot{\mathcal{R}} + H [\dot{\mathcal{R}} + (2 + 3c_s^2) \mathcal{R}] + [H^2 (1 + 2c_s^2) + 2H^0] \mathcal{R} + \frac{1}{3} \mathcal{R}'' = 4 G a^2 \mathcal{P}_{\text{nad}}; \quad (7.85)$$

which is independent of the specific form of \mathcal{P}_{nad} . The left hand side of Eq. (7.85) can be written as the (conformal) time derivative of a single scalar function whose specific form is,

$$R = \mathcal{R} + \frac{H (\dot{\mathcal{R}} + H \mathcal{R})}{H^2 - H^0} : \quad (7.86)$$

Taking now the first (conformal) time derivative of R as expressed by Eq. (7.86) and using the definition of c_s^2 we arrive at the following expression

$$R^0 = \frac{H}{4 G a^2 (p + \rho)} \{ \ddot{\mathcal{R}} + H [(2 + 3c_s^2) \dot{\mathcal{R}} + \mathcal{R}] + [2H^0 + (3c_s^2 + 1)H^2] \mathcal{R} \} : \quad (7.87)$$

Comparing now Eqs. (7.87) and (7.85), it is clear that Eq. (7.87) reproduces Eq. (7.85) but only up to the spatial gradients. Hence, using Eq. (7.87) into Eq. (7.85) the following final expression can be obtained:

$$R^0 = \frac{H}{p + \rho} \mathcal{P}_{\text{nad}} - \frac{k^2 H}{12 G a^2 (p + \rho)} \mathcal{R} + \frac{c_s^2 H}{4 G a^2 (p + \rho)} k^2 \mathcal{R} : \quad (7.88)$$

Equation (7.88) is very useful in different situations. Suppose, as a simple exercise, to consider the evolution of modes with wavelengths larger than the Hubble radius at the transition between matter and radiation. Suppose also that $\mathcal{P}_{\text{nad}} = 0$. In this case Eq. (7.88) implies, quite simply, that across the radiation-matter transition R is constant up to corrections of order of $k^2 a^2$ which are small when the given wavelengths are larger than the Hubble radius. Now it happens so that the relevant modes for the estimate of the ordinary Sachs-Wolfe effect are exactly the ones that are still larger than the Hubble radius at the transition between matter and radiation. This observation allows to derive Eq.

(7.61). In fact, using the definition of R and recalling that during radiation and matter the longitudinal fluctuations of the geometry are constants we will have

$$R_m = \frac{5}{3} \mu; \quad R_r = \frac{3}{2} \mu; \quad (7.89)$$

But since $R_m = R_r$, Eq. (7.61) easily follows. The result expressed by Eqs. (7.61) and (7.89) holds in the case when neutrinos are not taken into account. This result can be however generalized to the case where neutrinos are present in the system, as it will be discussed in section 8. Equation (7.88) can be also used in order to obtain the evolution of δ . Consider, again, the case of adiabatic initial conditions. In this case, as already mentioned, deep in the radiation-dominated regime $R_r = \frac{3}{2} \mu$. From the definition of R we can write the evolution for δ using, as integration variable, the scale factor. In fact, recalling that across the radiation transition

$$p = w; \quad w(a) = \frac{1}{3(1+a)}; \quad \frac{p}{1+w} = \frac{3a+4}{3(a+1)}; \quad (7.90)$$

from Eq. (7.86) it is easy to obtain the following (first order) differential equation:

$$\frac{d}{da} + \frac{5a+6}{2a(a+1)} = \frac{3}{4} \frac{3a+4}{a+1} \mu; \quad (7.91)$$

which can be also written as

$$\frac{p}{a^3} \frac{d}{da} \left(\frac{a^3}{a+1} \right) = \frac{3}{4} \mu \frac{3a+4}{a(a+1)}; \quad (7.92)$$

By integrating once the result for $\delta(a)$ is

$$\delta(a) = \frac{\mu}{10a^3} \left[\frac{a^3}{a+1} (1+a(9a+2)) - 8 \right]; \quad (7.93)$$

the limit for $a \rightarrow 1$ (matter-dominated phase) of the right hand side of Eq. (7.93) leads to $\delta = 10 \mu$. In the simplistic case of CDM-radiation plasma a rather instructive derivation of the gross features of the non-adiabatic mode can also be obtained. If p_{rad} is given by Eq. (7.84), Eq. (7.88) can be simply written as

$$\frac{dR}{da} = \frac{4S}{(3a+4)^2} + O(k^2 a^2); \quad (7.94)$$

Eq. (7.94) can be easily obtained inserting Eq. (7.84) into Eq. (7.88) and recalling that, in the physical system under consideration, $(p+w) = \mu + (4/3) \mu$. In the case of the CDM-radiation isocurvature mode, the non-adiabatic contribution is non-vanishing and proportional to S . Furthermore, it can be easily shown that the fluctuations of the entropy density, S are roughly constant (up to logarithmic corrections) for $k \rightarrow 1$, i.e. for the modes which are relevant for the SW effect after equality. This conclusion can be easily derived by subtracting Eq. (7.62) from $3/4$ of Eq. (7.64). Recalling the definition of S the result is

$$S^0 = (\mu_r - \mu_c); \quad (7.95)$$

Since μ_r and μ_c vanish in the limit $k \rightarrow 1$, S is indeed constant. Eq. (7.94) can then be integrated in explicit terms, across the radiation-matter transition

$$R = 4S \int_0^a \frac{db}{(3b+4)^2} = S \frac{a}{3a+4}; \quad (7.96)$$

implying that $R \rightarrow 0$ for $a \rightarrow 0$ (radiation-dominated phase) and that $R \rightarrow S=3$ for $a \rightarrow 1$ (matter-dominated phase).

Recalling again the explicit form of R in terms of δ , i.e. Eq. (7.86), Eq. (7.96) leads to a simple equation giving the evolution of δ for modes $k \gg 1$, i.e.

$$\frac{d}{da} + \frac{5a+6}{2a(a+1)} = \frac{S}{2(a+1)}; \quad (7.97)$$

The solution of Eq. (7.97) can be simply obtained imposing the isocurvature boundary condition, i.e. $\delta(0) = 0$:

$$\delta(a) = \frac{S}{5a^3} \left[16(1 - \frac{1}{a+1}) + a\beta + a(a-2)\gamma \right]; \quad (7.98)$$

Eq. (7.98) is similar to Eq. (7.93) but with few crucial differences. According to Eq. (7.98) (and unlike Eq. (7.93)), $\delta(a)$ vanishes, for $a \rightarrow 0$, as $S=8$. In the limit $a \rightarrow 1$ $\delta(a) \rightarrow S=5$. This is the growth of the adiabatic mode triggered, during the transition from radiation to matter, by the presence of the non-adiabatic pressure density fluctuation.

Having obtained the evolution of δ , the evolution of the total density contrasts and of the total peculiar velocity field can be immediately obtained by solving the Hamiltonian and momentum constraints of Eqs. (7.43) and (7.44) with respect to δ and

$$= -\frac{r}{a+1} + c \frac{a}{a+1} = -2 + \frac{d}{d \ln a}; \quad (7.99)$$

$$= \frac{2k^2(a+1)}{(3a+4)} + \frac{d}{d \ln a}; \quad (7.100)$$

which also implies, for $k \gg 1$,

$$= \frac{k^2(a+1)}{(3a+4)}; \quad (7.101)$$

Equation (7.101) is indeed consistent with the result that the total velocity field is negligible for modes outside the horizon. Inserting Eq. (7.98) into Eqs. (6.25)-(7.52) it can be easily argued that the total density contrast goes to zero for $a \rightarrow 0$, while, for $a \rightarrow 1$ we have the following relations

$$c' = \frac{2}{5}S', \quad 2' = \frac{1}{2}r' \quad (7.102)$$

The first two equalities in Eq. (7.102) follow from the asymptotics of Eq. (7.99), the last equality follows from the conservation law (valid for isocurvature modes) which can be derived from Eq. (7.64), i.e.

$$r' = 4; \quad (7.103)$$

Thanks to the above results, the contribution to the scalar Sachs-Wolfe effect can be obtained in the case of the CDM-radiation non-adiabatic mode. From Eq. (7.35) we have

$$\frac{T}{T}_{k,S}^{\text{nad}} = \frac{r}{4} + \dots, \quad 2_{\text{nad}} = \frac{2}{5}S; \quad (7.104)$$

where the second equality follows from Eq. (7.103) and the third equality follows from Eq. (7.98) in the limit $a \rightarrow 1$ (i.e. $a = a_{\text{eq}}$).

The following comments are in order:

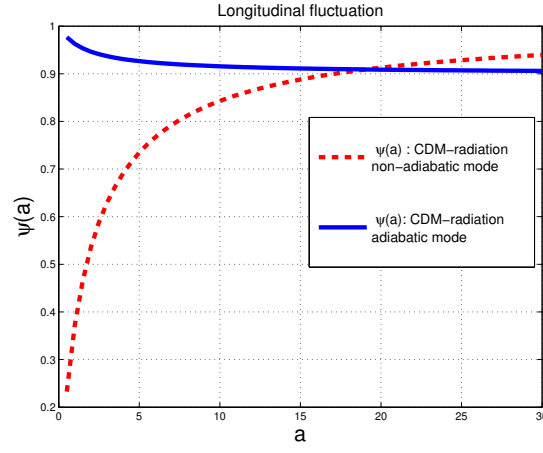


Figure 21: The longitudinal fluctuation of the metric is plotted as a function of the scale factor in the case of the adiabatic mode (see Eq. (7.93)) and in the case of the non-adiabatic mode (see Eq. (7.98)).

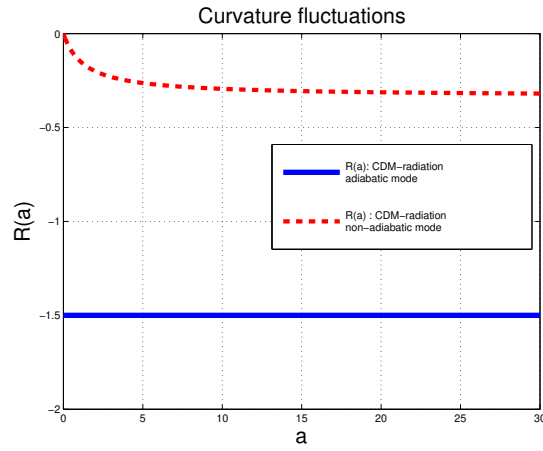


Figure 22: The curvature fluctuation R is plotted as a function of the scale factor in the case of the adiabatic (full line) and in the case of the non-adiabatic (dashed line) modes. In both cases the curves are reported for the CDM-radiation system.

as in the case of the adiabatic mode, also in the case of non-adiabatic mode in the CDM-radiation system, the peculiar velocity does not contribute to the SW effect;

for $k \ll k_{\text{dec}}$ the temperature fluctuations induced by the adiabatic mode are simply δT_{nad} (unlike the adiabatic case);

Equation (7.104) suggests that the first true peak in the temperature fluctuations is located at $k k_{\text{S dec}}' = 2$.

The last conclusion comes from an analysis similar to the one conducted in the case of the adiabatic mode but with the crucial difference that, in the case of the isocurvature mode, ψ vanishes as $a \rightarrow 0$ at early times. This occurrence implies the presence of sinusoidal (rather than cosinusoidal) oscillations. This point will be further discussed in section 8. In Fig. 21 the evolution of $\psi(a)$ is illustrated for the adiabatic and for the non-adiabatic mode. In the case of the adiabatic mode, deep in the radiation epoch (i.e. $a \ll 1$) $\psi \approx \psi_r$ (conventionally chosen to be 1 in Fig. 21). Always in the case of the adiabatic mode, for $a \gg 1$ (i.e. during the matter epoch) $\psi_m = \psi_r = 10$. In Fig. 22 the evolution

of $R(a)$ is reported. For the adiabatic mode R is constant. In fact, according to Eq. (7.88) the non-adiabatic pressure variation vanishes. In the case of the non-adiabatic mode $p_{\text{nad}} \neq 0$ and R goes to zero deep in the radiation epoch (i.e. $a \rightarrow 0$) and it goes to a constant in the matter epoch. Correspondingly, in the case of the non-adiabatic mode (a) goes to zero in the limit $a \rightarrow 0$ and it goes to a constant for $a \rightarrow 1$.

8 Improved fluid description of pre-decoupling physics

In spite of the drastic simplifications adopted in the mathematical analysis of the problem, the results obtained in the previous section are reasonable but they are only meaningful for large enough scales or, equivalently, for sufficiently small harmonics k . For larger harmonics (i.e. for smaller length-scales) the approach introduced in section 7 fails. Let us recall that the angular separation appearing in the expression of the angular power spectrum is related to the harmonics as

$$l \approx k r; \quad k = h_0 10^{-4} \text{ Mpc}^{-1} \quad (8.1)$$

where the second relation gives the comoving wave-number in terms of k for a Universe with $\Omega_M = 0.3$ and $\Omega_0 = 0.7$. In section 7 the general system of fluctuations has been (artificially) reduced to the case when only radiation and CDM particles were present. In the present section this assumption will be dropped and the following topics will be treated:

- the general four-components plasma;
- tight coupling between photons and baryons;
- the general solution for the adiabatic modes;
- numerical solutions in the tightly coupled regime.

8.1 The general four components plasma

In the general case, the plasma contains essentially four components, namely, photons, baryons, neutrinos and CDM particles. Under the assumption that the dark-energy component is parametrized by a cosmological constant, there are no extra sources of inhomogeneity to be considered on top of the metric fluctuations which will be treated, as in section 7, within the longitudinal coordinate system. Since the neutrinos are present in the game with their anisotropic stress, it will not be possible any longer to consider the case $\sigma = 0$. When all the four species are simultaneously present in the plasma, Eq. (7.43) can be written, in Fourier space, as

$$k^2 - 3H(\dot{H} + \dot{\Omega}) = 4G a^2 [\rho + p + \rho_c + p_b]; \quad (8.2)$$

Defining as ρ , p , ρ_b and ρ_c the neutrino, photon, baryon and CDM density contrasts, the Hamiltonian constraint of Eq. (8.2) can also be written as

$$3H(\dot{H} + \dot{\Omega}) - k^2 = \frac{3}{2} H^2 [R + (1 - R)\epsilon] + \rho_b + \rho_c; \quad (8.3)$$

where, for N species of massless neutrinos,

$$R = \frac{7}{8} N \frac{4}{11} \epsilon^{4=3}; \quad R = \frac{R}{1 + R}; \quad R = 1 - R; \quad (8.4)$$

so that R and R represent the fractional contributions of photons and neutrinos to the total density at early times deep within the radiation-dominated epoch. Eq. (2.41) has been used (in the case of vanishing spatial curvature) into Eq. (8.2) in order to eliminate the explicit dependence upon the total

energy density of the background. Notice that Eq. (8.3) has been written under the assumption that the total energy density of the sources is dominated by radiation since this is the regime where the initial conditions for the numerical integration are customarily set. From the momentum constraint of Eq. (7.44), and from Eq. (7.47) the following pair of equations can be derived:

$$k^2 (H^2 + \dot{\theta}^2) = \frac{3}{2} H^2 \frac{4}{3} (R_b + R_c) + \dot{b}_b + \dot{c}_c; \quad (8.5)$$

$$\ddot{\theta} + (2\dot{\theta} + \dot{\theta})H + (2H\dot{\theta} + H^2) \frac{k^2}{3} (\dots) = \frac{H^2}{2} (R_b + R_c); \quad (8.6)$$

where, following Eq. (7.46), the divergence of the (total) peculiar velocity field has been separated for the different species, i.e.

$$(\dot{p} + \dots) = \frac{4}{3} \dots + \frac{4}{3} \dots + \dot{c}_c + \dot{b}_b; \quad (8.7)$$

Furthermore, in Eqs (8.5)–(8.6), Eq. (2.41) has been used in order to eliminate the explicit dependence upon the (total) energy and pressure densities. Finally, according to Eqs. (7.48)–(7.49) the neutrino anisotropic stress fixes the difference between the two longitudinal fluctuations of the geometry. Recalling Eqs. (7.48) and (7.49) we will have

$$r^4 (\dots) = 12 G a^2 \partial_i \partial^j \dots; \quad (8.8)$$

For temperatures smaller than the MeV the only collisionless species of the plasma are neutrinos (which will be assumed to be massless, for simplicity). Thus neutrinos will provide, in the absence of large-scale magnetic fields, the dominant contribution to the neutrino anisotropic stress. The term at the right hand side of Eq. (8.8) can then be parametrized, for future convenience, as

$$\partial_i \partial^j \dots = (\dot{p} + \dots) r^2; \quad (8.9)$$

Hence, using Eqs. (2.41) and (2.42), Eq. (8.8) can then be written as

$$k^2 (\dots) = 6H^2 R; \quad (8.10)$$

The evolution equations for the various species will now be discussed. The CDM and neutrino components are only coupled to the fluctuations of the geometry. Their evolution equations are then given, respectively by

$$\ddot{c} + H \dot{c} = k^2; \quad (8.11)$$

$$\ddot{c} = 3\dot{\theta} \dot{c}; \quad (8.12)$$

and by

$$\ddot{\theta} = \frac{4}{3} \dots + 4\dot{\theta}; \quad (8.13)$$

$$\ddot{\theta} = \frac{k^2}{4} \dots + k^2; \quad (8.14)$$

$$\ddot{\theta} = \frac{4}{15} \dots - \frac{3}{10} k F_3; \quad (8.15)$$

Equations (8.13) and (8.14) are directly obtained from Eqs. (7.51) and (7.52) in the case $w = 1/3$ and $\epsilon \neq 0$. Eq. (8.15) is not obtainable in the fluid approximation and the full Boltzmann hierarchy has to be introduced. The quantity F_3 introduced in Eq. (8.15), is the octupole term of the neutrino phase space distribution. For a derivation of Eqs. (8.13), (8.14) and (8.15) see Eqs. (9.29), (9.30) and (9.31) in section 10.

8.2 Tight coupling between photons and baryons

Prior to decoupling, protons and electrons are tightly coupled. The strength of the Coulomb coupling justifies the consideration of a unique proton-electron component which will be the so-called baryon fluid. The baryon fluid is however also coupled, through Thomson scattering, to the photons. Since the photon-electron cross section is larger than the photon-proton cross section, the momentum exchange between the two components will be dominated by electrons. The evolution equation of the photon component can be written as:

$$\dot{\delta}^0 = -\frac{4}{3} \dot{\delta}^0 + 4 \dot{\delta}^0; \quad (8.16)$$

$$\dot{\delta}^0 = \frac{k^2}{4} \delta^0 + k^2 \delta^0 + a x_e n_e \tau (\dot{\delta}_b): \quad (8.17)$$

For the baryon-lepton fluid, the two relevant equations are instead:

$$\dot{\delta}_b^0 = 3 \dot{\delta}^0 \dot{\delta}_b; \quad (8.18)$$

$$\dot{\delta}_b^0 = H_b \delta_b + k^2 \delta_b + \frac{4}{3} a n_e x_e \tau (\dot{\delta}_b): \quad (8.19)$$

From Eqs. (8.17) and (8.19) it can be argued that the Thomson scattering terms drag the system to the synchronous gauge where $\dot{\delta}_b = 0$. In short the argument goes as follows. By taking the difference of Eqs. (8.17) and (8.19) the following equation can be easily obtained:

$$(\dot{\delta}_b)^0 + \tau (\dot{\delta}_b) = J(\dot{\delta}; \mathbf{x}); \quad (8.20)$$

where

$$\tau = a n_e x_e \tau \left(1 + \frac{4}{3} R_b \right) a n_e x_e \tau \frac{R_b + 1}{R_b}; \quad (8.21)$$

$$J(\dot{\delta}; \mathbf{x}) = \frac{k^2}{4} \delta_b + H_b \delta_b: \quad (8.22)$$

For future convenience, in Eq. (8.22) the baryon-to-photon ratio R_b has been introduced, i.e.

$$R_b(z) = \frac{3}{4} \frac{\rho_b}{\rho_\gamma} = \frac{698}{z+1} \frac{h_0^2 \rho_b}{0.023}: \quad (8.23)$$

From Eq. (8.20) it can be easily appreciated that any deviation of $(\dot{\delta}_b)$ swiftly decays away in spite of the strength of the source term $J(\dot{\delta}; \mathbf{x})$. In fact, from Eq. (8.20), the characteristic time for the synchronization of the baryon and photon velocities is of the order of $(x_e n_e \tau)^{-1}$ which is small in comparison with the expansion time. In the limit $\tau \rightarrow 1$ the tight coupling is exact and the photon-baryon velocity field is a unique physical entity which will be denoted by $\dot{\delta}_b$. The evolution equation for $\dot{\delta}_b$ can be easily obtained by summing up Eq. (8.17) and Eq. (8.19) with a relative weight (given by R_b) allowing the mutual cancellation of the scattering terms. The result of this procedure implies that the whole baryon-photon system can be written as

$$\dot{\delta}^0 = 4 \dot{\delta}^0 - \frac{4}{3} \dot{\delta}_b; \quad (8.24)$$

$$\dot{\delta}_b^0 = 3 \dot{\delta}^0 \dot{\delta}_b; \quad (8.25)$$

$$\dot{\delta}_b^0 + \frac{H R_b}{(1 + R_b)} \dot{\delta}_b = \frac{k^2}{4(1 + R_b)} \delta_b + k^2 \delta_b: \quad (8.26)$$

The introduction of the baryon-photon velocity field also slightly modifies the form of the momentum constraint of Eq. (8.5) which now assumes the form :

$$k^2 (H + \dot{\theta}) = \frac{3}{2} H^2 \frac{4}{3} R + \frac{4}{3} R (1 + R_b) \dot{v}_b + \dot{v}_c \dot{v}_c : \quad (8.27)$$

By performing a (conformal) time derivation of both sides of Eq. (8.24) and by using repeatedly Eq. (8.26) to eliminate \dot{v}_b and $\dot{\theta}$ the evolution equation for \dot{v}_c becomes

$$\ddot{v}_c + \frac{H R_b}{R_b + 1} \dot{v}_c + c_{sb}^2 k^2 \dot{v}_c = 4 \ddot{v}_b + \frac{H R_b}{R_b + 1} \dot{v}_b - \frac{k^2}{3} \dot{v}_c ; \quad (8.28)$$

where

$$c_{sb} = \frac{1}{3(R_b + 1)} ; \quad (8.29)$$

is the speed of sound in the baryon-photon system .

8.3 A particular example: the adiabatic solution

We are now in the position of giving an explicit example of solution of the whole generalized system of fluctuations in the case of the adiabatic mode. Consider first the Hamiltonian constraint of Eq. (8.3) deep in the radiation dominated epoch, i.e. for temperatures smaller than the temperature of the neutrino decoupling and temperatures larger than the equality temperature. In this case a solution can be found where the longitudinal fluctuations of the geometry are both constant in time, i.e.

$$(\delta g_{ij}; \tau) = \delta_{ij}(k); \quad (\delta g_{ij}; \tau) = \delta_{ij}(k) : \quad (8.30)$$

Equation (8.3) implies then, to lowest order in k that the radiation density contrasts are also constant and given by

$$(\delta \rho_c; \tau)' = (\delta \rho_b; \tau)' = 2 \delta_{ij}(k) : \quad (8.31)$$

Imposing now that the entropy fluctuations vanish we will also have that:

$$\delta \rho_c(k; \tau)' - \delta \rho_b(k; \tau)' = \frac{3}{2} \delta_{ij}(k) + O(k^2 \tau^2) : \quad (8.32)$$

Direct integration of Eqs. (8.11), (8.14) and (8.26) implies, always to lowest order in k that

$$\delta \rho_c(k; \tau)' - (\delta g_{ij}; \tau)' - \delta \rho_b(k; \tau)' - \delta_{ij}(k) \frac{k^2}{2} : \quad (8.33)$$

It can be checked that the momentum constraint is also satisfied in the radiation epoch. The relations expressed by Eq. (8.33) express a general property of the adiabatic mode: to lowest order the peculiar velocities of the various species are equal and much smaller than the density contrasts. Equations (8.10) and (8.15) imply that the following two important relations:

$$(\delta g_{ij}; \tau)' = \frac{k^2 \tau^2}{15} \delta_{ij}(k); \quad (8.34)$$

$$\delta_{ij}(k) = 1 + \frac{2}{5} R \delta_{ij}(k) : \quad (8.35)$$

Recalling the definition of R , it is also possible to relate the longitudinal fluctuations to the curvature fluctuations R , i.e.

$$R_i(k) = \frac{2(5 + 2R)}{15 + 4R} R_i(k); \quad \delta_i(k) = \frac{10}{15 + 4R} R_i(k); \quad (8.36)$$

Clearly, in the case $R = 0$ the relations of Eq. (8.36) reproduces the one already obtained and discussed in section 7. The "initial conditions" expressed through the Fourier components $\delta(k)$, $\delta_i(k)$ or $R_i(k)$ are computed by using the desired model of amplification. In particular, in the case of conventional inflationary models, the spectra of scalar fluctuations will be computed in section 10. Notice already that, in the case of the adiabatic mode, only one spectrum is necessary to set consistently the pre-decoupling initial conditions. Such a spectrum can be chosen to be either the one of $\delta(k)$ or the one of $R_i(k)$. As a final remark, it is useful to point out that the solution obtained for the adiabatic mode holds, in the present case, well before decoupling. In Eqs. (7.68), (7.69), (7.70) and (7.71) the solution has been derived, instead, during the matter epoch. These two solutions are physically different also because neutrinos (as well as baryons) have not been taken into account in section 7.

8.4 Numerical solutions in the tight coupling approximation

For the purposes of this presentation it is useful to discuss some simplified example of numerical integration in the tight coupling approximation. The idea will be to integrate numerically a set of equations where:

baryons and photons are tightly coupled and the only relevant velocity fields are c and b ;

neutrinos will be assumed to be absent;

the evolution of the scalar modes will be implemented by means of R and δ .

This approximation is appropriate for presentation but it is not necessary since neutrinos can be easily introduced. Since neutrinos are absent there is no source of anisotropic stress and the two longitudinal fluctuations of the metric are equal, i.e. $\delta = \delta_i$. Consequently, the system of equations to be solved becomes

$$R'' = \frac{k^2 c_s^2 H}{H^2} R - \frac{H}{p_t + \pi_t} \rho_{\text{rad}}; \quad (8.37)$$

$$\delta'' = -2H \delta' - \frac{H^2}{H} \delta - \frac{H^2}{H} R; \quad (8.38)$$

$$\delta'' = 4\delta' - \frac{4}{3} \delta; \quad (8.39)$$

$$\delta_b'' = \frac{H R_b}{R_b + 1} \delta_b + \frac{k^2}{4(1 + R_b)} \delta + k^2; \quad (8.40)$$

$$\delta_c'' = 3\delta' - \delta; \quad (8.41)$$

$$\delta_c'' = H \delta_c + k^2; \quad (8.42)$$

We can now use the explicit form of the scale factor discussed in Eq. (2.66) which implies:

$$H = \frac{1}{2} \frac{(x+1)}{x(x+2)};$$

$$H^0 = \frac{2}{1} \frac{x^2 + 2x + 4}{x^2 (x + 2)^2};$$

$$H^2 = H^0 = \frac{1}{1} \frac{2(3x^2 + 6x + 4)}{x^2 (x + 2)^2}; \quad (8.43)$$

where $x = \frac{1}{a}$. It is also relevant to recall, from the results of section 7, that

$$c_s^2 = \frac{4}{3} \frac{1}{3a + 4}; \quad p_{\text{rad}} = c_s^2 S; \quad (8.44)$$

With these specifications the evolution equations given in (8.37)–(8.42) become

$$\frac{dR}{dx} = \frac{4}{3} \frac{x(x+1)(x+2)}{(3x^2 + 6x + 4)^2} - \frac{8(x+1)S}{(3x^2 + 6x + 4)^2}; \quad (8.45)$$

$$\frac{d}{dx} = \frac{3x^2 + 6x + 4}{x(x+1)(x+2)} R - \frac{5x^2 + 10x + 6}{x(x+1)(x+2)}; \quad (8.46)$$

$$\frac{d}{dx} = \frac{4(3x^2 + 6x + 4)}{x(x+1)(x+2)} R - \frac{4(5x^2 + 10x + 6)}{x(x+1)(x+2)} - \frac{4}{3} \tilde{b}; \quad (8.47)$$

$$\frac{d\tilde{b}}{dx} = \frac{2R_b}{R_b + 1} \frac{(x+1)}{x(x+2)} + \frac{2}{4(1+R_b)} + \tilde{c}; \quad (8.48)$$

$$\frac{d\tilde{c}}{dx} = \frac{3(3x^2 + 6x + 4)}{x(x+1)(x+2)} R - \frac{3(5x^2 + 10x + 6)}{x(x+1)(x+2)} - \tilde{c}; \quad (8.49)$$

$$\frac{d\tilde{c}}{dx} = \frac{2(x+1)}{x(x+2)} \tilde{c} + \tilde{c}^2; \quad (8.50)$$

In Eqs. (8.45)–(8.50) the following rescalings have been used (recall the role of $\frac{1}{a}$ arising in Eq. (2.66)):

$$R = k_1; \quad \tilde{b} = \frac{1}{k_1} b; \quad \tilde{c} = \frac{1}{k_1} c; \quad (8.51)$$

The system of equations (8.45)–(8.50) can be readily integrated by giving initial conditions for at $x_i = 1$. In the case of the adiabatic mode (which is the one contemplated by Eqs. (8.45)–(8.50) since we set $p_{\text{rad}} = 0$) the initial conditions are as follows:

$$R(x_i) = R; \quad \tilde{b}(x_i) = \frac{2}{3} R; \\ \tilde{c}(x_i) = \frac{2}{3}; \quad \tilde{b}(x_i) = 0; \\ c(x_i) = b(x_i) = \frac{3}{2}; \quad \tilde{c}(x_i) = 0; \quad (8.52)$$

It can be shown by direct numerical integration that the system (8.45)–(8.50) gives a reasonable semi-quantitative description of the acoustic oscillations. To simplify initial conditions even further we can indeed assume a flat Harrison-Zeldovich spectrum and set $R = 1$.

The same philosophy used to get to this simplified form can be used to integrate the full system. In this case, however, we would miss the important contribution of polarization since, to zeroth order in the tight-coupling expansion, the CMB is not polarized. In Fig. 23 the so-called Doppler (or Sakharov) oscillations are reported for fixed comoving momentum k and as a function of the cosmic time coordinate. The two plots illustrate two different values of k in units of Mpc^{-1} and in the case of adiabatic initial conditions (see Eq. (8.52)). In each plot the ordinary Sachs-Wolfe contribution and the Doppler contributions are illustrated, respectively, with full and dashed lines. To make the

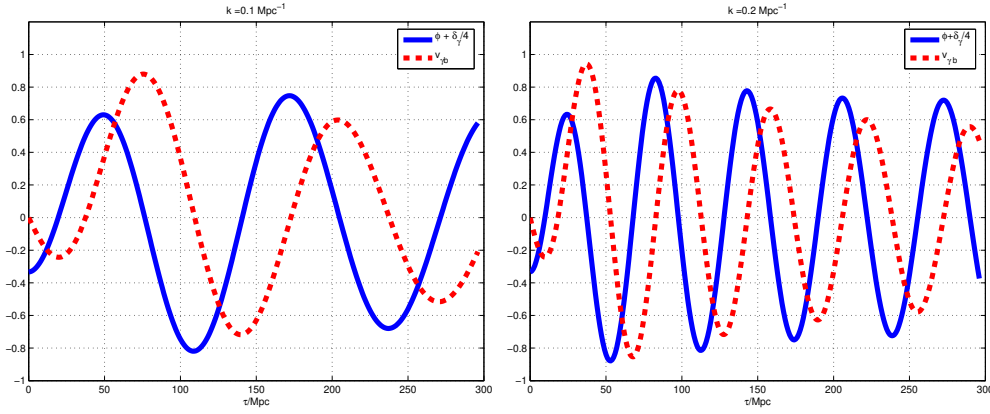


Figure 23: The (ordinary) SW and Doppler contributions are illustrated as a function of the conformal time at fixed comoving wave-number. The initial conditions are adiabatic.

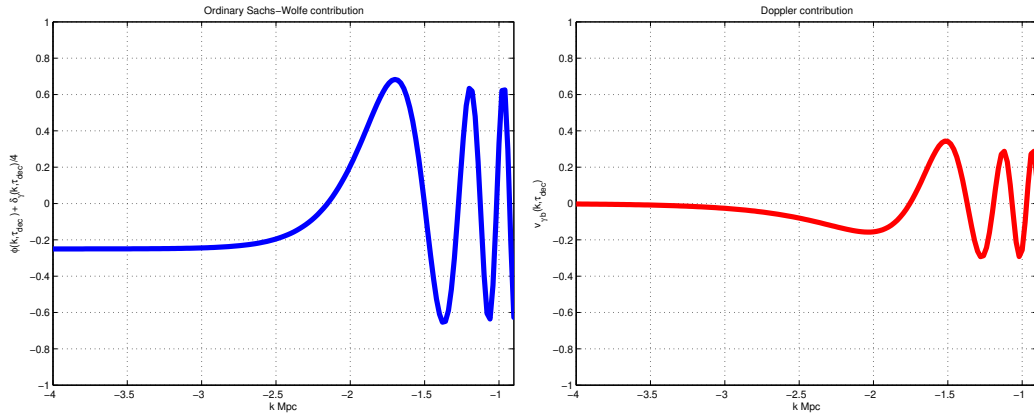


Figure 24: The (ordinary) SW and the Doppler contributions are illustrated at fixed conformal time and as a function of k . The initial conditions are adiabatic.

plot more clear we just plotted the Fourier mode and not the Fourier amplitude (which differs from the Fourier mode by a factor $k^{3/2}$). The quantity v_b is simply $v_b = (\bar{p}/3k)$. From Fig. 23 two general features emerge:

in the adiabatic case the ordinary SW contribution oscillates as a cosine;

in the adiabatic case the Doppler contribution (proportional to the peculiar velocity of the baryon-photon fluid) oscillates as a sine.

This rather naive observation has rather non-trivial consequences. In particular, the present discussion does not include polarization. However, the tight-coupling approximation can be made more accurate by going to higher orders. This will allow to treat polarization (see section 9). Now, the Q Stokes parameter evaluated to first-order in the tight-coupling expansion will be proportional to the zeroth-order dipole (see section 9). It is also useful to observe that in the units used in Fig. 23 the decoupling occurs, as discussed in connection with Eq. (2.66), for $\tau_{\text{dec}} \approx 284 \text{ Mpc}$. The equality time is instead for $\tau_{\text{eq}} \approx 120 \text{ Mpc}$. In Fig. 24 the ordinary SW contribution and the Doppler contribution are illustrated at fixed time (coinciding with τ_{dec}) and for different comoving wave-numbers. It is clear that the ordinary SW contribution gives a peak (the so-called Doppler peak) that corresponds to a mode of the order of the sound horizon at decoupling. Note that because of the phase properties of the SW

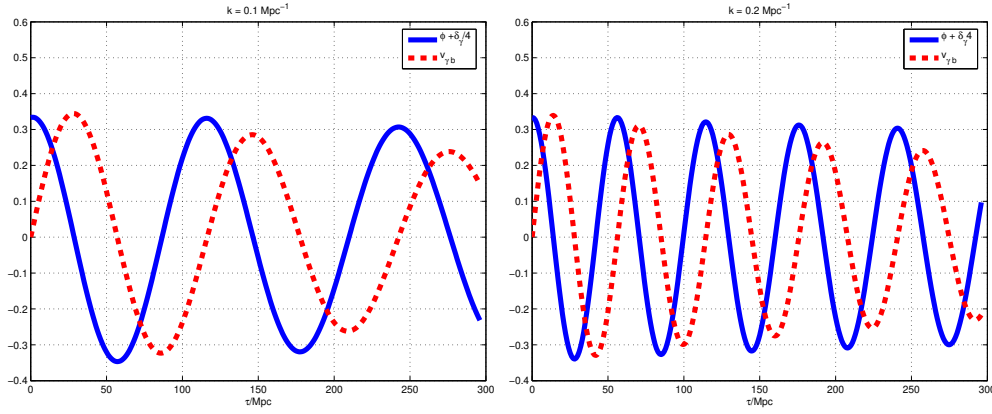


Figure 25: The (ordinary) SW and Doppler contributions are illustrated as a function of the conformal time at fixed comoving wave-number. The initial conditions are non-adiabatic.

contribution there is a region where the ordinary SW contribution is quasi-flat. This is the so-called Sachs-Wolfe plateau. Recall that, for sake of simplicity, the curvature fluctuation has been normalized to 1 and the spectrum has been assumed scale-invariant. This is a rather crude approximation that has been adopted only for the purpose of illustration. Finally it should be remarked that dissipative effects, associated with Silk damping, have been completely neglected. This is a bad approximation for scales that are shorter than the scale of the first peak in the temperature autocorrelation. It should be however mentioned that there are semi-analytical ways of taking into account the Silk damping also in the framework of the tight coupling expansion. In the tight coupling expansion the Silk damping arises naturally when going to second-order in the small parameter that is used in the expansion and that corresponds, roughly, to the inverse of the photon mean free path.

Let us now move to the case of the non-adiabatic initial conditions. In this case, as already discussed, the curvature fluctuations vanish in the limit $x \rightarrow 0$ and, in particular, the CDM-radiation non-adiabatic mode implies that

$$\begin{aligned}
 R(x_i) &= \frac{S}{3} x_i; & (x_i) &= \frac{S}{4} x_i; \\
 (x_i) &= S x_i + \frac{4}{3} S; & \tilde{v}_b(x_i) &= 0; \\
 c(x_i) &= v_b(x_i) = \frac{3}{4} S x_i; & \tilde{c}(x_i) &= 0:
 \end{aligned} \tag{8.53}$$

In Fig. 25 the (ordinary) SW and Doppler contributions are reported for fixed comoving wave-numbers and as a function of the conformal time. Fig. 25 is the non-adiabatic counterpart of Fig. 23. It is clear that, in this case, the situation is reversed. While the adiabatic mode oscillates as cosine in the ordinary SW contribution, the non-adiabatic mode oscillates as a sine. Similarly, while the (adiabatic) Doppler contribution oscillates as a sine, the non-adiabatic Doppler term oscillates as cosine. The different features of adiabatic and non-adiabatic contributions are even more evident in Fig. 26 which is the non-adiabatic counterpart of Fig. 24. Purely non-adiabatic initial conditions are excluded by current experimental data. However, a mixture of non-adiabatic and adiabatic initial conditions may be allowed as in the case of isocurvature modes induced by large-scale magnetic fields (see [187, 188, 189]).

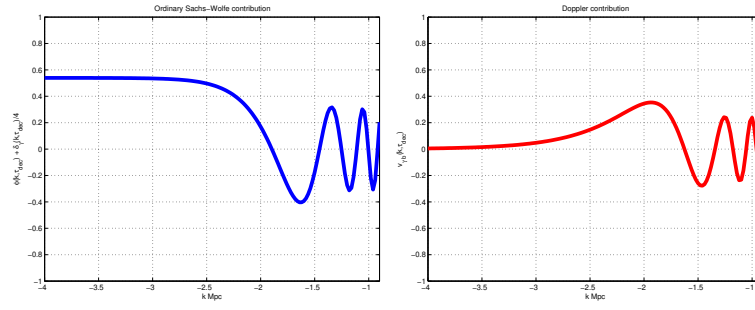


Figure 26: The (ordinary) SW and the Doppler contributions are illustrated at fixed conformal time and as a function of k . The initial conditions are non-adiabatic.

9 Kinetic hierarchies of multipole moments

The effect of metric inhomogeneities on the properties of the radiation field will now be analyzed using the radiative transfer (or radiative transport) equations. A classical preliminary reference is the textbook of Chandrasekar [190] (see in particular chapter 1 in light of the calculation of the collision term of Thompson scattering that is quite relevant for the present ends). Another recent reference is [191]. In broad terms the radiative transfer equations describe the evolution of the Stokes parameters of the radiation field through some layer of matter which could be, for instance, the stellar atmosphere or, in the present case, the primordial plasma prior to and beyond decoupling.

Radiative transfer equations have a further complication with respect to the flat space case: the collisionless part of the Boltzmann equation is modified by the inhomogeneities of the geometry. These inhomogeneities induce a direct coupling of the Boltzmann equation to the perturbed Einstein equations. An interesting system of equations naturally emerges: the Einstein-Boltzmann system of equations which is, in some approximation, exactly what has been described in sections 7 and 8. In that case the perturbed Einstein equations were coupled to a set of fluid equations for the density contrasts and for the peculiar velocities. These are, indeed, the first two terms (i.e. the monopole and the dipole) in the Boltzmann hierarchy. Truncated Boltzmann hierarchies are a useful tool for the analysis of initial conditions, but their limitations have been already emphasized in connection with the description of collisionless particles.

While the general conventions established in the previous sections will be consistently enforced, further conventions related to the specific way the brightness perturbations are defined³¹. Denoting by δ a brightness perturbation (related generically to one of the four Stokes parameters of the radiation field), the expansion of δ in terms of Legendre polynomials will be written, in this paper, as

$$\delta(\vec{k}; \hat{n}; \eta) = \sum_{\ell} (-i)^{\ell} (2^{\ell} + 1)^{-1/2} \delta_{\ell}(\vec{k}; \eta) P_{\ell}(\hat{k} \cdot \hat{n}) \quad (9.1)$$

where \vec{k} is the momentum of the Fourier expansion, \hat{k} its direction; \hat{n} is the direction of the photon momentum; $P_{\ell}(\hat{k} \cdot \hat{n})$ are the Legendre polynomials. The same expansion will be consistently employed for the momentum averaged phase-space density perturbation (see below Eq. (9.19)). This quantity will be also called, for short, reduced phase-space density and it is related to the brightness perturbation by a numerical factor. The conventions of [192, 193, 195] (see also [196]) are such that the factor $(2^{\ell} + 1)$ is not included in the expansion. Furthermore, in [192, 193, 194] the metric fluctuations are

³¹See Eqs. (9.55)–(9.58) below for the definition of brightness perturbation.

parametrized in terms of the Bardeen potential while in [195] the treatment follows the conformally Newtonian gauge. Finally, in [138] the conventions are the same as the ones of Eq. (9.1) but the metric convention is mostly plus (i.e. $g_{\mu\nu} = \text{diag}(-1, +1, +1, +1)$) and the definition of the longitudinal degrees of freedom is inverted (i.e. Ref. [138] calls ψ what we call ϕ and viceversa). In [197, 198, 199] (see also [200, 201]) the expansion of the brightness perturbation is different with respect to Eq. (9.1) since the authors do not include the factor $(-i)^l$ in the expansion. In the latter case the collision terms are modified by a sign difference in the dipole terms (involving a mismatch of $(-i)^2$ with respect to the conventions fixed by Eq. (9.1)).

9.1 Collisionless Boltzmann equation

If the space-time would be homogeneous the position variables x^i and the conjugate momenta P_j could constitute a practical set of pivot variables for the analysis of Boltzmann equation in curved backgrounds. However, since, in the present case, the space-time is not fully homogeneous, metric perturbations do affect the definition of conjugate momenta. Hence, for practical reasons, the approach usually followed is to write the Boltzmann equations in terms of the proper momenta, i.e. the momentum measured by an observer at a fixed value of the spatial coordinate. Consider, for simplicity, the case of massless particles (like photons or massless neutrinos). Their mass-shell condition can be written, in a curved background, as

$$g^{\mu\nu} P_\mu P_\nu = 0; \quad (9.2)$$

where $g^{\mu\nu}$ is now the full metric tensor (i.e. background plus inhomogeneities). Equation (9.2) implies, quite trivially,

$$g_{00} P^0 P^0 = -g_{ij} P^i P^j \quad \text{or} \quad g_{00} P^0 P^0 = -g_{ij} p^i p^j; \quad (9.3)$$

where the second equality is the definition of the physical three-momentum p_i . Recalling that, to first order and in the longitudinal gauge, $g_{00} = -a^2(1 + 2\phi)$ and $g_{ij} = a^2(1 - 2\phi)\delta_{ij}$, then the relation between the conjugate momenta and the physical three-momenta can be easily obtained by expanding the obtained expressions for small ϕ and $\dot{\phi}$. The result is simply

$$\begin{aligned} P^0 &= \frac{P}{a}(1 - \phi) = \frac{q}{a^2}(1 - \phi); & P_0 &= ap(1 + \phi) = q(1 + \phi); \\ P^i &= \frac{p^i}{a}(1 + \phi) = \frac{q^i}{a^2}(1 + \phi); & P_i &= -ap(1 - \phi) = -q(1 - \phi); \end{aligned} \quad (9.4)$$

The quantity q_i defined in Eq. (9.4) are nothing but the comoving three-momenta, i.e. $p_{ia} = q_i$, while $q = pa$ is the modulus of the comoving three-momentum. Generalization of Eq. (9.4) is trivial since, in the massive case, the mass-shell condition implies that $g^{\mu\nu} P_\mu P_\nu = -m^2$ and, for instance $P^0 = \frac{P}{a} \sqrt{q^2 + m^2 a^2} (1 - \phi)$. In terms of the modulus and direction of the comoving three-momentum [202], i.e.

$$q_i = q n_i; \quad n_i n^i = n_i n_j \delta^{ij} = 1; \quad (9.5)$$

the Boltzmann equation can be written as

$$\frac{Df}{D} = \frac{\partial f}{\partial t} + \frac{\partial x^i}{\partial t} \frac{\partial f}{\partial x^i} + \frac{\partial f}{\partial q} \frac{\partial q}{\partial t} + \frac{\partial f}{\partial n_i} \frac{\partial n^i}{\partial t} = C_{\text{coll}}; \quad (9.6)$$

where a generic collision term, C_{coll} has been included for future convenience. Eq. (9.6) can now be perturbed around a configuration of local thermodynamic equilibrium by writing

$$f(x^i; q; n_j) = f_0(q) [1 + f^{(1)}(x^i; q; n_j)]; \quad (9.7)$$

where $f_0(q)$ is the Bose-Einstein (or Fermi-Dirac in the case of fermionic degrees of freedom) distribution. Notice that $f_0(q)$ does not depend on n^i but only on q . Inserting Eq. (9.7) into Eq. (9.6) the first-order form of the perturbed Boltzmann equation can be readily obtained

$$f_0(q) \frac{\partial f^{(1)}}{\partial q} + f_0(q) \frac{\partial f^{(1)}}{\partial x^i} n^i + \frac{\partial f_0}{\partial q} \frac{\partial q}{\partial t} = C_{\text{coll}}; \quad (9.8)$$

by appreciating that a pair of terms

$$\frac{\partial f^{(1)}}{\partial q} \frac{\partial q}{\partial t}; \quad \frac{\partial f^{(1)}}{\partial n_i} \frac{\partial n^i}{\partial t}; \quad (9.9)$$

are of higher order (i.e. $O(\epsilon^2)$) and have been neglected to first-order. Dividing by f_0 Eq. (9.8) can also be written as

$$\frac{\partial f^{(1)}}{\partial q} + \frac{\partial f^{(1)}}{\partial x^i} n^i + \frac{\partial \ln f_0}{\partial q} \frac{\partial q}{\partial t} = \frac{1}{f_0} C_{\text{coll}}; \quad (9.10)$$

Notice that in Eq. (9.8) (9.10) the generalization of known special relativistic expressions

$$\frac{dx^i}{d\tau} = \frac{P^i}{P^0} = \frac{q^i}{q} = n^i; \quad (9.11)$$

has been used. To complete the derivation, $dq/d\tau$ must be written in explicit terms. The geodesic equation gives essentially the first time derivative of the conjugate momentum, i.e.

$$\frac{dP^i}{ds} = P^0 \frac{dP^i}{d\tau} = -P^j P^k \Gamma_{jk}^i; \quad (9.12)$$

where s is the affine parameter. As before in this section, Γ_{jk}^i denotes the full Christoffel connection (background plus fluctuations). Using the values of the perturbed connections in the longitudinal gauge Eq. (9.12) becomes

$$\frac{dP^i}{d\tau} = -\partial^i P^0 + 2P^0 P^i - 2H P^i - \frac{P^j P^k}{P^0} [\partial^i \gamma_{jk} - \partial_k \gamma_j^i - \partial_j \gamma_k^i]; \quad (9.13)$$

Recalling now that $q = q_i n^i$, the explicit form of $dq/d\tau$ will be

$$\frac{dq}{d\tau} = \frac{\partial P^i}{\partial q} a^2 (1 - \gamma_{ij} n^i n^j) + 2H a^2 (1 - \gamma_{ij} n^i n^j) P^i - a^2 P^i n_i - P^i a^2 \partial_j n^j n_i; \quad (9.14)$$

Inserting now Eq. (9.13) into Eq. (9.14) the explicit form of $dq/d\tau$ becomes³²

$$\frac{dq}{d\tau} = q^{-1} q_i \partial^i q; \quad (9.15)$$

Finally, using Eq. (9.15) into Eq. (9.10) to eliminate $dq/d\tau$ the final form of the Boltzmann equation for massless particles becomes:

$$\frac{\partial f^{(1)}}{\partial q} + n^i \frac{\partial f^{(1)}}{\partial x^i} + \frac{\partial \ln f_0}{\partial \ln q} [P^0 - n_i \partial^i q] = \frac{1}{f_0} C_{\text{coll}}; \quad (9.16)$$

³²To derive Eq. (9.15) from Eq. (9.14), the factors P^i and P^0 appearing at the right hand side Eq. (9.13) have to be replaced with their first-order expression in terms of the comoving three momentum q^i (and q) as previously discussed in Eqs. (9.4).

which can be also written, going to Fourier space, as

$$\frac{\partial f^{(1)}}{\partial t} + i\mathbf{k} \cdot \mathbf{f}^{(1)} + \frac{\partial \ln f_0}{\partial \ln q} \left[\frac{\partial}{\partial t} - i\mathbf{k} \cdot \right] = \frac{1}{f_0} C_{\text{coll}}; \quad (9.17)$$

where we have denoted, according to the standard notation, \mathbf{k} as the Fourier mode and $\hat{\mathbf{k}} = \hat{\mathbf{k}} \cdot \hat{\mathbf{n}}$ as the projection of the Fourier mode along the direction of the photon momentum³³. Clearly, given the axial symmetry of the problem it will be natural to identify the direction of $\hat{\mathbf{k}}$ with the $\hat{\mathbf{z}}$ direction in which case $\hat{\mathbf{k}} \cdot \hat{\mathbf{n}} = \cos \theta$. The result obtained so far can be easily generalized to the case of massive particles

$$\frac{\partial f^{(1)}}{\partial t} + i(\mathbf{q}; \mathbf{m}) \cdot \mathbf{f}^{(1)} + \frac{\partial \ln f_0}{\partial \ln q} \left[\frac{\partial}{\partial t} - i(\mathbf{q}; \mathbf{m}) \cdot \right] = \frac{1}{f_0} C_{\text{coll}}; \quad (9.18)$$

where $(\mathbf{q}; \mathbf{m}) = \frac{\mathbf{p} \cdot \mathbf{q}}{q^2 + m^2 a^2}$ and where, now, the appropriate mass dependence has to appear in the equilibrium distribution $f_0(\mathbf{q})$.

9.2 Boltzmann hierarchy for massless neutrinos

The Boltzmann equations derived in Eqs. (9.17) and (9.18) are general. In the following, two relevant cases will be discussed, namely the case of massless neutrinos and the case of photons. In order to proceed further with the case of massless neutrinos let us define the reduced phase-space distribution as

$$F(\mathbf{k}; \hat{\mathbf{n}}; t) = \frac{1}{k^3} \frac{\partial}{\partial \ln q} \int d\mathbf{q} f_0 f^{(1)}; \quad (9.19)$$

Eq. (9.17) becomes, in the absence of collision term,

$$\frac{\partial F}{\partial t} + i\mathbf{k} \cdot \mathbf{F} = 4 \left(\frac{\partial}{\partial t} - i\mathbf{k} \cdot \right) F; \quad (9.20)$$

The factor 4 appearing in Eq. (9.20) follows from the explicit expression of the equilibrium Fermi-Dirac distribution and observing that integration by parts implies

$$\int_0^{\infty} q^3 dq \frac{\partial f_0}{\partial \ln q} = -4 \int_0^{\infty} q^3 dq f_0; \quad (9.21)$$

The reduced phase-space distribution of Eq. (9.19) can be expanded in series of Legendre polynomials as defined in Eq. (9.1)

$$F(\mathbf{k}; \hat{\mathbf{n}}; t) = \sum_{\ell} \frac{(-i)^{\ell}}{(2^{\ell} + 1)} F_{\ell}(\mathbf{k}; t) P_{\ell}(\hat{\mathbf{k}} \cdot \hat{\mathbf{n}}); \quad (9.22)$$

Equation (9.22) will now be inserted into Eq. (9.20). The orthonormality relation for Legendre polynomials [153, 154],

$$\int_{-1}^1 P_{\ell}(\mu) P_{\ell'}(\mu) d\mu = \frac{2}{2^{\ell} + 1} \delta_{\ell\ell'}; \quad (9.23)$$

together with the well-known recurrence relation

$$(\ell + 1) P_{\ell+1}(\mu) = (2^{\ell} + 1) \mu P_{\ell}(\mu) - \ell P_{\ell-1}(\mu); \quad (9.24)$$

³³Notice that here there may be, in principle, a clash of notations since, in section 6 we denoted with \mathbf{q} the normal modes for the tensor action; in the present section \mathbf{q} and $\hat{\mathbf{n}}$ denote, on the contrary the comoving three-momentum and the cosine between the Fourier mode and the photon direction. The two sets of variables never appear together and there should not be confusion.

allows to get a hierarchy of differential equations coupling together the various multipoles. After having multiplied each of the terms of Eq. (9.20) by $P_{\nu}(\hat{n})$, integration of the obtained quantity will be performed over \hat{n} (varying between -1 and 1); in formulae:

$$\int_{-1}^1 P_{\nu}(\hat{n}) F_{\nu} d\hat{n} = 2(\hat{n})^0 F_{\nu}^0; \quad (9.25)$$

$$ik \int_{-1}^1 P_{\nu}(\hat{n}) F_{\nu} d\hat{n} = 2ik(\hat{n})^0 \frac{\nu+1}{2\nu+1} F_{(\nu+1)}^0 + (\hat{n})^0 \frac{\nu}{2\nu+1} F_{(\nu-1)}^0; \quad (9.26)$$

$$4 \int_{-1}^1 P_{\nu}(\hat{n}) d\hat{n} = 8 \delta_{\nu 0}; \quad ; \quad 4i \int_{-1}^1 P_{\nu}(\hat{n}) d\hat{n} = \frac{8}{3} ik \delta_{\nu 1}; \quad (9.27)$$

Equation (9.26) follows from the relation

$$\int_{-1}^1 P_{\nu}(\hat{n}) P_{\nu}(\hat{n}) d\hat{n} = \frac{2}{2\nu+1} \frac{\nu+1}{2\nu+1} \delta_{\nu, \nu+1} + \frac{\nu}{2\nu+1} \delta_{\nu, \nu-1} \quad (9.28)$$

that can be easily derived using Eqs. (9.24) and (9.23). Inserting Eqs. (9.25)-(9.27) into Eq. (9.20) the first example of Boltzmann hierarchy can be derived:

$$F_0^0 = kF_1 + 4\delta_0^0; \quad (9.29)$$

$$F_1^0 = \frac{k}{3} [F_0 - 2F_2] + \frac{4}{3} k \delta_1^0; \quad (9.30)$$

$$F_{\nu}^0 = \frac{k}{2\nu+1} [\nu F_{\nu-1} - (\nu+1)F_{\nu+1}]; \quad (9.31)$$

Equation (9.31) holds for $\nu \geq 2$. Eqs. (9.29) and (9.30) are nothing but the evolution equations for the density contrast and for the neutrino velocity field. This aspect can be easily appreciated by computing, in explicit terms, the components of the energy-momentum tensor as a function of the reduced neutrino phase-space density. In general terms, the energy-momentum tensor can be written, in the kinetic approach, as

$$T = \int \frac{d^3P}{(2\pi)^3} \frac{P_i P_j}{P^0} f(\mathbf{x}; \mathbf{P}; t); \quad (9.32)$$

According to Eq. (9.4), establishing the connection between conjugate momenta and comoving three-momenta, the (00) component of Eq. (9.32) becomes, for a completely homogeneous distribution,

$$= \frac{1}{a^4} \int d^3q q f_0(q); \quad (9.33)$$

i.e. the homogeneous energy density. Using instead the first-order phase space density, the density contrast, the peculiar velocity field and the neutrino anisotropic stress are connected, respectively, to the monopole, dipole and quadrupole moments of the reduced phase-space distribution:

$$= \frac{1}{4} \int d\hat{n} F(\mathbf{k}; \hat{n}; t) = F_0^0; \quad (9.34)$$

$$= \frac{3i}{16} \int d\hat{n} (\hat{n} \cdot \mathbf{k}) F(\mathbf{k}; \hat{n}; t) = \frac{3}{4} k F_1^0; \quad (9.35)$$

$$= \frac{3}{16} \int d\hat{n} (\hat{n} \cdot \mathbf{k})^2 F(\mathbf{k}; \hat{n}; t) = \frac{F_2^0}{2}; \quad (9.36)$$

Inserting Eqs. (9.34) and (9.36) into Eqs. (9.29)–(9.31), the system following from the perturbation of the covariant conservation equations can be partially recovered

$$\dot{\delta}^0 = -\frac{4}{3} \dot{\delta}^0 + 4 \dot{\delta}^0; \quad (9.37)$$

$$\dot{\delta}^0 = \frac{k^2}{4} \delta^2 + k^2 \delta^2; \quad (9.38)$$

$$\dot{\delta}^0 = \frac{4}{15} \delta^0 + \frac{3}{10} k F_3; \quad (9.39)$$

with the important addition of the quadrupole (appearing in Eq. (9.37)) and of the whole Eq. (9.39), which couples the quadrupole, the peculiar velocity field, and the octupole F_3 . For the adiabatic mode, after neutrino decoupling, $F_3 = 0$. The problem of dealing with neutrinos while setting initial conditions for the evolution of the CMB anisotropies can be now fully understood. The fluid approximation implies that the dynamics of neutrinos can be initially described, after neutrino decoupling, by the evolution of the monopole and dipole of the neutrino phase space distribution. However, in order to have an accurate description of the initial conditions one should solve an infinite hierarchy of equations for the time derivatives of higher order moments of the photon distribution function.

Eqs. (9.29)–(9.31) hold for massless neutrinos but a similar hierarchy can be derived also in the case of the photons or, more classically, in the case of the brightness perturbations of the radiation field to be discussed below. The spatial gradients of the longitudinal fluctuations of the metric are sources of the equations for the lowest multipoles, i.e. Eqs. (9.29) and (9.30). For $\ell > 2$, each multipole is coupled to the preceding (i.e. $(\ell - 1)$) and to the following (i.e. $(\ell + 1)$) multipoles. To solve numerically the hierarchy one could truncate the system at a certain ℓ_{max} . This is, however, not the best way of dealing with the problem since [138] the effect of the truncation could be an unphysical reflection of power down through the lower (i.e. $\ell < \ell_{\text{max}}$) multipole moments. This problem can be efficiently addressed with the method of line-of-sight integration (to be discussed later in this section) that is also a rather effective in the derivation of approximate expressions, for instance, of the polarization power spectrum. The method of line-of-sight integration is the one used, for instance, in CMBFAST [205, 206].

9.3 Brightness perturbations of the radiation field

Unlike neutrinos, photons are a collisional species, so the generic collision term appearing in Eq. (9.18) has to be introduced. With this warning in mind, all the results derived so far can be simply translated to the case of photons (collisionless part of Boltzmann equation, relations between the moments of the reduced phase-space and the components of the energy-momentum tensor...) provided the Fermi-Dirac equilibrium distribution is replaced by the Bose-Einstein distribution.

Thomson scattering leads to a collision term that depends both on the baryon velocity field³⁴ and on the direction cosine [190]. The collision term is different for the brightness function describing the fluctuations of the total intensity of the radiation field (related to the Stokes parameter I) and for the brightness functions describing the degree of polarization of the scattered radiation (related to the Stokes parameters U and V).

³⁴Since the electron-ion collisions are sufficiently rapid, it is normally assumed, in analytical estimates of CMB effects, that electrons and ions are in kinetic equilibrium at a common temperature T_{eb} .

The conventions for the Stokes parameters and their well known properties will now be summarized: they can be found in standard electrodynamics textbooks [203] (see also [204, 208, 209] for phenomenological introduction to the problem of CMB polarization and [200] for a more theoretical perspective). Consider, for simplicity, a monochromatic radiation field decomposed according to its linear polarizations and travelling along the z axis:

$$\vec{E} = [E_1 \hat{e}_x + E_2 \hat{e}_y] e^{i(kz - \omega t)}; \quad (9.40)$$

The decomposition according to circular polarizations can be written as

$$\vec{E} = [\hat{e}_+ E_+ + \hat{e}_- E_-] e^{i(kz - \omega t)}; \quad (9.41)$$

where

$$\hat{e}_+ = \frac{1}{\sqrt{2}} (\hat{e}_x + i \hat{e}_y); \quad (9.42)$$

$$\hat{e}_- = \frac{1}{\sqrt{2}} (\hat{e}_x - i \hat{e}_y); \quad (9.43)$$

Eq. (9.42) is defined to be, conventionally, a positive helicity, while Eq. (9.43) is the negative helicity. Recalling that E_1 and E_2 can be written as

$$E_1 = E_x e^{i\phi_x}; \quad E_2 = E_y e^{i\phi_y}; \quad (9.44)$$

the polarization properties of the radiation field can be described in terms of 4 real numbers given by the projections of the radiation field over the linear and circular polarization unit vectors, i.e.

$$(\hat{e}_x \cdot \vec{E}); \quad (\hat{e}_y \cdot \vec{E}); \quad (\hat{e}_+ \cdot \vec{E}); \quad (\hat{e}_- \cdot \vec{E}); \quad (9.45)$$

The four Stokes parameters are then, in the linear polarization basis

$$I = \hat{e}_x \cdot \vec{E} \hat{e}_x \cdot \vec{E} + \hat{e}_y \cdot \vec{E} \hat{e}_y \cdot \vec{E} = E_x^2 + E_y^2; \quad (9.46)$$

$$Q = \hat{e}_x \cdot \vec{E} \hat{e}_y \cdot \vec{E} - \hat{e}_y \cdot \vec{E} \hat{e}_x \cdot \vec{E} = E_x^2 - E_y^2; \quad (9.47)$$

$$U = 2\text{Re}[(\hat{e}_x \cdot \vec{E})(\hat{e}_y \cdot \vec{E})] = 2E_x E_y \cos(\phi_y - \phi_x); \quad (9.48)$$

$$V = 2\text{Im}[(\hat{e}_x \cdot \vec{E})(\hat{e}_y \cdot \vec{E})] = 2E_x E_y \sin(\phi_y - \phi_x); \quad (9.49)$$

Stokes parameters are not all invariant under rotations. Consider a two-dimensional (clock-wise) rotation of the coordinate system, namely

$$\begin{aligned} \hat{e}_x^0 &= \cos\theta' \hat{e}_x + \sin\theta' \hat{e}_y; \\ \hat{e}_y^0 &= -\sin\theta' \hat{e}_x + \cos\theta' \hat{e}_y; \end{aligned} \quad (9.50)$$

Inserting Eq. (9.50) into Eqs. (9.46)-(9.49) it can be easily shown that $I^0 = I$ and $V^0 = V$ where the prime denotes the expression of the Stokes parameter in the rotated coordinate system. However, the remaining two parameters mix, i.e.

$$\begin{aligned} Q^0 &= \cos 2\theta' Q + \sin 2\theta' U; \\ U^0 &= -\sin 2\theta' Q + \cos 2\theta' U; \end{aligned} \quad (9.51)$$

From the last expression it can be easily shown that the polarization degree P is invariant

$$P = \frac{Q}{Q^2 + U^2} = \frac{Q}{Q'^2 + U'^2}; \quad (9.52)$$

while $U=Q$ transform as $U'=Q'= \tan 2(\dots)$.

Stokes parameters are not independent (i.e. it holds that $I^2 = Q^2 + U^2 + V^2$), they only depend on the difference of the phases (i.e. $(\alpha - \beta)$) but not on their sum (see Eqs. (9.46)-(9.49)). Hence the polarization tensor of the electromagnetic field can be written in matrix notation as

$$= \begin{pmatrix} I + Q & U - iV \\ U + iV & I - Q \end{pmatrix} \begin{pmatrix} E_x^2 & E_x E_y e^{-i\alpha} \\ E_x E_y e^{i\alpha} & E_y^2 \end{pmatrix}; \quad (9.53)$$

where $\alpha = (\beta - \alpha)$. If the radiation field would be treated in a second quantization approach, Eq. (9.53) can be promoted to the status of density matrix of the radiation field [200].

The evolution equations for the brightness functions will now be derived. Consider, again Eq. (9.17) written, this time, in the case of photons. As in the case of neutrinos we can define a reduced phase space distribution F , just changing ψ with ϕ in Eq. (9.19) and using the Bose-Einstein instead of the Fermi-Dirac equilibrium distribution. The reduced photon phase-space density describes the fluctuations of the intensity of the radiation field (related to the Stokes parameter I); a second reduced phase-space distribution, be it G , can be defined for the difference of the two intensities (related to the Stokes parameter Q). The equations for F and G can be written as

$$\begin{aligned} \frac{\partial F}{\partial t} + \mathbf{k} \cdot \nabla F - 4(\dots) &= G; \\ \frac{\partial G}{\partial t} + \mathbf{k} \cdot \nabla G &= C_Q; \end{aligned} \quad (9.54)$$

The collision terms for these two equations are different [211, 212] and can be obtained following the derivation reported in the chapter 1 of Ref. [190] or by following the derivation of Bond (with different notations) in the appendix C of Ref. [45] (see from p. 638). Another way of deriving the collision terms for the evolution equations of the brightness perturbations is by employing the total angular momentum method [210] that will be swiftly discussed in connection with CMB polarization.

Before writing the explicit form of the equations, including the collision terms, it is useful to pass directly to the brightness perturbations. For the fluctuations of the total intensity of the radiation field the brightness perturbations is simply given by

$$f(\mathbf{x}^i; \mathbf{q}; n_j) = f_0 \frac{q}{1 + \dots}; \quad (9.55)$$

Recalling now that, by definition,

$$f_0 \frac{q}{1 + \dots} = f_0(q) + \frac{\partial f_0}{\partial q} [\dots]; \quad (9.56)$$

the perturbed phase-space distribution and the brightness perturbation must satisfy:

$$f_0(q) [1 + f^{(1)}(\mathbf{x}^i; \mathbf{q}; n_j)] = f_0(q) [1 + \dots] \frac{\partial \ln f_0}{\partial \ln q}; \quad (9.57)$$

that also implies

$$F = f^{(1)} \frac{\partial \ln f_0}{\partial \ln q}; \quad G = \frac{\int d^3q f_0 \frac{\partial f_0}{\partial \ln q}}{\int d^3q f_0} = 4 \dots; \quad (9.58)$$

where the second equality follows from integration by parts as in Eq. (9.21).

The Boltzmann equations for the perturbation of the brightness are then

$$\dot{\delta}_I + ik \cdot (\hat{n}_I + \hat{n}_I) = \delta_I + \delta_I + v_b \cdot \frac{1}{2} P_2(\hat{n}) S_Q; \quad (9.59)$$

$$\dot{\delta}_Q + ik \cdot \hat{n}_Q = \delta_Q + \frac{1}{2} [1 - P_2(\hat{n})] S_Q; \quad (9.60)$$

$$\dot{\delta}_U + ik \cdot \hat{n}_U = \delta_U; \quad (9.61)$$

$$\dot{\delta}_V + ik \cdot \hat{n}_V = \delta_V + \frac{3}{2} i \hat{n}_V \cdot \hat{n}_1; \quad (9.62)$$

where we defined, for notational convenience and for homogeneity with the notations of other authors [197]

$$v_b = \frac{b}{ik} \quad (9.63)$$

and

$$S_Q = \delta_I + \delta_Q + \delta_Q; \quad (9.64)$$

In Eqs. (9.60)-(9.61), $P_2(\hat{n}) = (3\hat{n}^2 - 1)/2$ is the Legendre polynomial of second order, which appears in the collision operator of the Boltzmann equation for the photons due to the directional nature of Thompson scattering. Eq. (9.62) is somehow decoupled from the system. So if, initially, $\delta_V = 0$ it will also vanish at later times. In Eqs. (9.59)-(9.61) the function δ^0 denotes the differential optical depth for Thompson scattering³⁵

$$\delta^0 = x_e n_e \int \frac{a}{a_0} = \frac{x_e n_e \tau}{z+1}; \quad (9.65)$$

having denoted with x_e the ionization fraction and $z = a_0/a - 1$ the redshift. Denoting with t_0 the time at which the signal is received, the optical depth will then be

$$(\delta;_0) = \int_{t_0}^z x_e n_e \tau \frac{a(\tau)}{a_0} d\tau; \quad (9.66)$$

There are two important limiting cases. In the optically thin limit $\delta^0 \ll 1$ absorption along the ray path is negligible so that the emergent radiation is simply the sum of the contributions along the ray path. In the opposite case $\delta^0 \gg 1$ the plasma is said to be optically thick.

To close the system the evolution of the baryon velocity field can be rewritten as

$$\dot{v}_b^0 + H v_b + ik \cdot \hat{n} + \frac{1}{R_b} 3i \hat{n} \cdot \hat{n}_1 + v_b = 0; \quad (9.67)$$

where $R_b(z)$ has been already defined in Eq. (8.23). At the decoupling epoch occurring for $z_{\text{dec}} \approx 1100$, $R_b(z_{\text{dec}}) \approx 7.11$ for a typical baryonic content of $\Omega_b^2 h^2 \approx 0.023$. Notice that the photon velocity field has been eliminated, in Eq. (9.67) with the corresponding expression involving the monopole of the brightness function.

³⁵Notice that, in comparison with Eq. (2.84), the ionization fraction has been taken out from the definition of electron density. This notation is often used in this context even if the notation used in section 2 can be also employed. Notice also that, conventionally, the differential optical depth is denoted by δ^0 . This notation would be highly ambiguous in the present case since δ denotes, in our lectures, the conformal time coordinate. This is the reason why the differential optical depth will be denoted by δ^0 .

As pointed out in Eq. (9.52), while Q and U change under rotations, the degree of linear polarization is invariant. Thus, it is sometimes useful to combine Eqs. (9.59) and (9.60). The result of this combination is

$$\begin{aligned} \delta_P^0 + (ik + \delta_P^0) \delta_P &= \frac{3}{4} \delta_P^0 (1 - \delta_P^2) S_P; \\ S_P &= \delta_{12} + \delta_{P0} + \delta_{P2}: \end{aligned} \quad (9.68)$$

With the same notations Eq. (9.59) can be written as

$$\delta_I^0 + (ik + \delta_I^0) \delta_I = \delta_I^0 ik + \delta_I^0 [\delta_{I0} + v_b \frac{1}{2} P_2(\delta_I) S_P]: \quad (9.69)$$

By adding a δ_I^0 and δ_I^0 both at the left and right hand sides of Eq. (9.69), the equation for the temperature fluctuations can also be written as:

$$(\delta_I + \delta_I^0) + (ik + \delta_I^0) (\delta_I + \delta_I^0) = (\delta_I^0 + \delta_I^0) + \delta_I^0 [(\delta_{I0} + \delta_I^0) + v_b \frac{1}{2} P_2(\delta_I) S_P]: \quad (9.70)$$

This form of the equation is relevant in order to find formal solutions of the evolution of the brightness equation (see below the discussion of the line of sight integrals).

9.3.1 Visibility function

An important function appearing naturally in various subsequent expressions is the so-called visibility function, $K(\chi)$, giving the probability that a CMB photon was last scattered between χ and $\chi + d\chi$; the definition of $K(\chi)$ is

$$K(\chi) = \delta_I^0 e^{-\tau(\chi, 0)}; \quad (9.71)$$

usually denoted by $g(\chi)$ in the literature. The function $K(\chi)$ is a rather important quantity since it is sensitive to the whole ionization history of the Universe. The visibility function is strongly peaked around the decoupling time χ_{dec} and can be approximated, for analytical purposes, by a Gaussian with variance of the order of χ_{dec}^2 [213]. In Mpc the width of the visibility function is about 70. A relevant limit is the so-called sudden decoupling limit where the visibility function can be approximated by a Dirac delta function and its integral, i.e. the optical depth, can be approximated by a step function; in formulae:

$$K(\chi) \approx \delta(\chi - \chi_{dec}); \quad e^{-\tau(\chi, 0)} \approx \theta(\chi_{dec} - \chi); \quad (9.72)$$

This approximation will be used, below, for different applications and it is justified since the free electron density diminishes suddenly at decoupling. In spite of this occurrence there are convincing indications that, at some epoch after decoupling, the Universe was reionized.

9.3.2 Line of sight integrals

Equations (9.68) and (9.69) { (9.70) can be formally written as

$$M(\mathbf{k}; \chi) + (ik + \delta_I^0) M(\mathbf{k}; \chi) = N(\mathbf{k}; \chi); \quad (9.73)$$

where $M(\mathbf{k}; \chi)$ are appropriate functions changing from case to case and $N(\mathbf{k}; \chi)$ is a source term which also depends on the specific equation to be integrated.

The formal solution of the class of equations parametrized in the form (9.73) can be written as

$$M(\mathbf{k}; z_0) = e^{A(\mathbf{k}; z_0)} \int_{z_0}^z e^{A(\mathbf{k}; z')} N(\mathbf{k}; z') dz' ; \quad (9.74)$$

where the boundary term for $z \rightarrow 0$ can be dropped since it is unobservable [92, 198]. The function $A(\mathbf{k}; z)$ determines the solution of the homogeneous equations and it is:

$$A(\mathbf{k}; z) = \int_0^z (ik + \epsilon_0) dz' = ikz + \int_0^z x_e n_e(z') \frac{a}{a_0} dz' ; \quad (9.75)$$

Using the results of Eqs. (9.73) and (9.75), the solution of Eqs. (9.68) and (9.70) can be formally written as

$$\begin{aligned} (I + V)(\mathbf{k}; z_0) &= \int_{z_0}^z dz' e^{ik(z-z')} (\epsilon_0 + \epsilon_0') \\ &+ \int_{z_0}^z dz' K(\mathbf{k}; z') (\epsilon_0 + \epsilon_0' + v_b) \frac{1}{2} P_2(\mathbf{k}) S_P(\mathbf{k}; z') ; \end{aligned} \quad (9.76)$$

and as

$$P(\mathbf{k}; z_0) = \frac{3}{4} \int_{z_0}^z K(\mathbf{k}; z') e^{ik(z-z')} (1 - \epsilon_0^2) S_P(\mathbf{k}; z') dz' ; \quad (9.77)$$

where $(\epsilon_0; z_0)$ is the optical depth already introduced in Eq. (9.66) and $\epsilon_0' = (\epsilon_0(z_0))$ is the (conformal time) increment between the reception of the signal (at z_0) and the emission (taking place for z'_{dec}). In Eqs. (9.76) and (9.77) the visibility function $K(\mathbf{k})$, already defined in Eq. (9.71), has been explicitly introduced.

Equations (9.76) and (9.77) are called for short line of sight integral solutions. There are at least two important applications of Eqs. (9.76) and (9.77). The first one is numerical and will be only briefly described. The second one is analytical and will be exploited both in the present section and in the following.

The formal solution of Eq. (9.68) can be written in a different form if the term ϵ_0^2 is integrated by parts (notice, in fact, that the ϵ_0 enters also the exponential). The boundary terms arising as a result of the integration by parts can be dropped because they are vanishing in the limit $z \rightarrow 0$ and are irrelevant for $z = 0$ (since only an unobservable monopole is induced). The result of the integration by parts of the ϵ_0^2 term in Eq. (9.77) can be expressed as

$$P(\mathbf{k}; z_0) = \int_{z_0}^z dz' e^{ik(z-z')} N_P(\mathbf{k}; z') ; \quad (9.78)$$

$$N_P(\mathbf{k}; z) = \frac{3}{4k^2} [K(S_P^0 + k^2 S_P) + 2K^0 S_P^0 + S_P K^0] ; \quad (9.79)$$

where, as usual $\epsilon_0 = (\epsilon_0(z_0))$. The same exercise can be performed in the case of Eq. (9.69). Before giving the general result, let us just integrate by parts the term ik appearing at the right hand side of Eq. (9.69). The result of this manipulation is

$$\begin{aligned} I(\mathbf{k}; z_0) &= \int_{z_0}^z dz' e^{ik(z-z')} (\epsilon_0 + \epsilon_0') (\epsilon_0 + \epsilon_0') \\ &+ \int_{z_0}^z dz' K(\mathbf{k}; z') e^{ik(z-z')} (\epsilon_0 + \epsilon_0' + v_b) \frac{1}{2} P_2(\mathbf{k}) S_P : \end{aligned} \quad (9.80)$$

Let us now exploit the sudden decay approximation illustrated around Eq. (9.72) and assume that the (Gaussian) visibility function $K(\mathbf{k})$ is indeed a Dirac delta function centered around z_{dec} (consequently the optical depth $(\epsilon_0; z_0)$ will be a step function). Then Eq. (9.80) becomes

$$I(\mathbf{k}; z_0) = \int_{z_{dec}}^z dz' e^{ik(z-z')} [\epsilon_0 + \epsilon_0'] + e^{ik(z_{dec}-z_0)} [\epsilon_0 + \epsilon_0' + v_b]_{z_{dec}} ; \quad (9.81)$$

where the term S_P has been neglected since it is subleading at large scales. Equation (9.81) is exactly (the Fourier space version of) Eq. (7.36) already derived with a different chain of arguments and we can directly recognize the integrated SW term (first term at the right hand side), the ordinary SW effect (proportional to $\int_0^{\infty} (I_0 + \dots)$) and the Doppler term receiving contribution from the peculiar velocity of the observer and of the emitter.

If all the k -dependent terms appearing in Eq. (9.69) are integrated by parts the result will be

$$\Delta_I(\mathbf{k}; 0) = \int_0^{\infty} e^{ik\tau} (I_0 + \dots) d\tau + \int_0^{\infty} e^{ik\tau} N_I(\mathbf{k}; \tau) d\tau; \quad (9.82)$$

$$N_I(\mathbf{k}; \tau) = K(I_0) + \frac{S_P}{4} + \frac{i}{k} v_b^0 + \frac{3}{4k^2} S_P^0 + K^0 \frac{i}{k} v_b + \frac{3}{2k^2} S_P^0 + \frac{3}{4k^2} K^0 S_P: \quad (9.83)$$

9.3.3 Angular power spectrum and observables

Equations (9.81) together with the results summarized in section 4 for the initial conditions of the metric fluctuations after equality allow the estimate of the angular power spectra in the case of adiabatic and isocurvature initial conditions. The C ℓ -spectrum will now be derived for few interesting examples. Consider, for instance, the adiabatic mode. In this case Eq. (9.81) (or, Eq. (7.36)) has vanishing integrated contribution and vanishing Doppler contribution at large scales (as discussed in section 4). Using then the result of Eq. (7.72), the adiabatic contribution to the temperature fluctuations can be written as

$$\Delta_I^{\text{ad}}(\mathbf{k}; 0) = e^{ik\tau_0} [I_0 + \dots]_{\text{dec}} e^{ik\tau_0} \frac{1}{3} \Delta_m^{\text{ad}}(\mathbf{k}); \quad (9.84)$$

noticing that, in the argument of the plane wave τ_{dec} can be dropped since $\tau_{\text{dec}} \approx 0$. The plane wave appearing in Eq. (9.84) can now be expanded in series of Legendre polynomials and, as a result,

$$\Delta_I^{\text{ad}}(\mathbf{k}; 0) = \frac{j_\ell(k\tau_0)}{3} \Delta_m^{\text{ad}}(\mathbf{k}); \quad (9.85)$$

where $j_\ell(k\tau_0)$ are defined as

$$j_\ell(k\tau_0) = \frac{1}{2k\tau_0} J_{\ell+1/2}(k\tau_0): \quad (9.86)$$

Assuming now that $\Delta_m^{\text{ad}}(\mathbf{k})$ are the Fourier components of a Gaussian and isotropic random field (as, for instance, implied by some classes of inflationary models) then

$$\langle \Delta_m^{\text{ad}}(\mathbf{k}) \Delta_m^{\text{ad}}(\mathbf{k}^0) \rangle = \frac{2}{k^3} P^{\text{ad}}(k) \delta^{(3)}(\mathbf{k} - \mathbf{k}^0); \quad P^{\text{ad}}(k) = \frac{k^3}{2} \langle \Delta_m^{\text{ad}}(\mathbf{k}) \rangle^2; \quad (9.87)$$

where $P^{\text{ad}}(k)$ is the power spectrum of the longitudinal fluctuations of the metric after equality. Then, Eq. (9.85) can be inserted into Eq. (3.27) and from Eq. (9.87) (together with the orthogonality of spherical harmonics) In this case

$$C_\ell^{(\text{ad})} = \frac{4}{9} \int_0^{\infty} \frac{dk}{k} P^{\text{ad}}(k) j_\ell(k\tau_0)^2: \quad (9.88)$$

³⁶Recall, in fact, that because of the relation between brightness and perturbed energy-momentum tensor, i.e. Eqs. (9.34) and (9.58), $4 I_0 = \dots$.

To perform the integral it is customarily assumed that the power spectrum of adiabatic fluctuations has a power-law dependence characterized by a single spectral index n

$$P^{\text{ad}}(k) = \frac{k^3}{2^2} j_k^2 = A_{\text{ad}} \frac{k^{n-1}}{k_p} ; \quad (9.89)$$

Notice that k_p is a typical pivot scale which is conventional since the whole dependence on the parameters of the model is encoded in A_{ad} and n . For instance, the WMAP collaboration [31, 214], chooses to normalize A at

$$k_p = k_1 = 0.05 \text{ Mpc}^{-1}; \quad (9.90)$$

while the scalar-tensor ratio (defined in section 6) is evaluated at a scale

$$k_0 = 0.002 \text{ Mpc}^{-1} = 6.481 \cdot 10^{28} \text{ cm}^{-1} = 1.943 \cdot 10^{17} \text{ Hz}; \quad (9.91)$$

recalling that $1 \text{ Mpc} = 3.085 \cdot 10^{24} \text{ cm}$.

Inserting Eq. (9.89) into Eq. (9.88) and recalling the explicit form of the spherical Bessel functions in terms of ordinary Bessel functions

$$C_{\ell}^{(\text{ad})} = \frac{2^2}{9} (k_0 k_p)^{1-n} A_{\text{ad}} \int_0^{\ell} dy y^n {}_3J_{+1=2}^2(y); \quad (9.92)$$

where $y = k_0$. The integral appearing in Eq. (9.92) can be performed for $-3 < n < 3$ with the result

$$\int_0^{\ell} dy y^n {}_3J_{+1=2}^2(y) = \frac{1}{2^5} \frac{\frac{3-n}{2} \ell^{n+\frac{n}{2}+\frac{1}{2}} + \frac{n}{2} \ell^{\frac{1}{2}}}{\frac{4-n}{2} \ell^{\frac{5}{2}+\frac{n}{2}}}; \quad (9.93)$$

To get the standard form of the C_{ℓ} use now the duplication formula for the Γ function, namely in our case

$$\frac{3-n}{2} \ell^{\frac{3-n}{2}} = \frac{\Gamma(\frac{3-n}{2})}{2^{5=2-n} \Gamma(\frac{4-n}{2})}; \quad (9.94)$$

Insert now Eq. (9.94) into Eq. (9.93); inserting then Eq. (9.93) into Eq. (9.92) we do get

$$C_{\ell}^{(\text{ad})} = \frac{2}{36} A_{\text{ad}} Z(n; \ell)$$

$$Z(n; \ell) = (k_0 k_p)^{1-n} 2^n \frac{(3-n) \ell^{n+\frac{n}{2}+\frac{1}{2}}}{2^{\frac{4-n}{2}} \ell^{\frac{5}{2}+\frac{n}{2}}}; \quad (9.95)$$

where the function $Z(n; \ell)$ has been introduced for future convenience. Notice, as a remark, that for the approximations made in the evaluation of the SW effects, Eq. (9.95) holds at large angular scales, i.e. $\ell < 30$.

The $C_{\ell}^{(\text{ad})}$ have been given in the case of the spectrum of δ . There is a specific relation between the spectrum of δ and the spectrum of curvature perturbations which implies, quite trivially, $P_R^{\text{ad}} = (25/9)P^{\text{ad}}$. Finally, the spectrum of the longitudinal fluctuations of the geometry may also be related to the spectrum of the same quantity but computed before equality: this entails the $(9=10)$ factor discussed in Eq. (7.61).

The same calculation performed in the case of the adiabatic mode can be repeated, with minor (but relevant) modifications for the CDM-radiation non-adiabatic mode. In the specific case of this non-adiabatic mode, Eq. (9.96) is modified as

$$C_{\ell}^{(nad)}(\mathbf{k}; 0) = 2j_{\ell}(k_0) \frac{A_{nad}}{k_p}(\mathbf{k}); \quad (9.96)$$

as it follows directly from Eq. (9.81) in the case of non-adiabatic initial conditions after equality (see also Eq. (7.104)). Performing the same computation Eq. (9.95) becomes

$$C_{\ell}^{(nad)} = \frac{2}{3} A_{nad}^2 Z_{\ell}(n_{nad}; \ell); \quad (9.97)$$

where the power spectrum of non-adiabatic fluctuations has been defined as

$$P^{nad} = A_{nad}^2 \frac{k}{k_p} n_{nad}^{-1}; \quad (9.98)$$

Again, following the considerations reported in Eqs. (7.102) and (7.104), the spectrum of non-adiabatic fluctuations can be directly expressed in terms of the fluctuations of S , i.e. the fluctuations of the specific entropy (see Eqs. (7.74) and (7.104)), with the result that $P = (1/25)P_S^{nad}$. Of course the major difference between adiabatic and non-adiabatic fluctuations will be much more dramatic at smaller angular scales (i.e. say between $\ell = 200$ and $\ell = 350$) where the patterns of acoustic oscillations have a crucial phase difference (this aspect will be discussed in the context of the tight coupling expansion).

There could be physical situations where adiabatic and non-adiabatic modes are simultaneously present with some degree of correlation. In this case the derivations given above change qualitatively, but not crucially. The contribution to the SW effect will then be the sum of the adiabatic and non-adiabatic contributions (weighted by the appropriate coefficients) i.e.

$$C_{\ell}^{tot}(\mathbf{k}; 0) = e^{ik_0} \left[\frac{1}{3} \frac{A_{ad}}{k_p}(\mathbf{k}) + 2 \frac{A_{nad}}{k_p}(\mathbf{k}) \right]; \quad (9.99)$$

While taking expectation values, there will not only be the adiabatic and non-adiabatic power spectra, i.e. $P^{ad}(k)$ and $P^{nad}(k)$, but also the power spectrum of the correlation between the two modes arising from

$$\begin{aligned} \langle h_{ad}(\mathbf{k}) h_{nad}(\mathbf{k}^0) \rangle &= \frac{2}{k^3} P^{cor}(k) \cos(\mathbf{k} \cdot \mathbf{k}^0); \\ P^{cor}(k) &= \frac{q}{A_{ad} A_{nad}} \frac{k}{k_p} n_c^{-1} \cos \alpha_c; \end{aligned} \quad (9.100)$$

where the angle α_c parametrizes the degree of correlation between the adiabatic and non-adiabatic mode. The total angular power spectrum will then be given not only by the adiabatic and non-adiabatic contributions, but also by their correlation, i.e.

$$C_{\ell}^{(cor)} = \frac{2q}{3} \frac{A_{ad} A_{nad}}{k_p} \cos \alpha_c Z_{\ell}(n_c; \ell); \quad (9.101)$$

Consider, finally, the specific case of adiabatic fluctuations with Harrison-Zeldovich, i.e. the case $n = 1$ in eq. (9.95). In this case

$$\frac{\ell(\ell+1)}{2} C_{\ell}^{(ad)} = \frac{A_{ad}}{9}; \quad (9.102)$$

If the fluctuations were of purely adiabatic nature, then large-scale anisotropy experiments (see Fig. 3) imply³⁷ $A \approx 9 \times 10^{10}$. Up to now the large angular scale anisotropies have been treated. In the following the analysis of the smaller angular scales will be introduced in the framework of the tight coupling approximation.

9.4 Tight coupling expansion

The tight coupling approximation has been already implicitly used in section 4 where it has been noticed that, prior to recombination, for comoving scales shorter than the mean free path of CMB photons, the baryons and the photons evolve as a single fluid.

If tight coupling is exact, photons and baryons are synchronized so well that the photon phase-space distribution is isotropic in the baryon rest frame. In other words since the typical time-scale between two collisions is set by $\tau_c^{-1} = 0$, the scattering rate is rapid enough to equilibrate the photon-baryon fluid. Since the photon distribution is isotropic, the resulting radiation is not polarized. The idea is then to tailor a systematic expansion in $\tau_c^{-1} = 0$ or, more precisely, in $k \tau_c^{-1}$ and $\tau_c H \ll 1$.

Recall the expansion of the brightness perturbations:

$$\begin{aligned} \delta_I(\mathbf{k}; \hat{n}; \tau) &= \sum_{\ell} (i)^\ell (2\ell + 1) \delta_{I,\ell}(\mathbf{k}; \tau) P_\ell(\mu); \\ \delta_Q(\mathbf{k}; \hat{n}; \tau) &= \sum_{\ell} (i)^\ell (2\ell + 1) \delta_{Q,\ell}(\mathbf{k}; \tau) P_\ell(\mu); \end{aligned} \quad (9.103)$$

$\delta_{I,\ell}$ and $\delta_{Q,\ell}$ being the ℓ -th multipole of the brightness function δ_I and δ_Q .

The idea is now to expand Eqs. (9.59) and (9.60) in powers of the small parameter τ_c . Before doing the expansion, it is useful to derive the hierarchy for the brightness functions in full analogy with what is discussed in the appendix for the case of the neutrino phase-space distribution. To this aim, each side of Eqs. (9.59)–(9.60) and (9.67) will be multiplied by the various Legendre polynomials and the integration over μ will be performed. Noticing that, from the orthonormality relation for Legendre polynomials (i.e. Eq. (9.23)),

$$\int_{-1}^1 P_\ell(\mu) P_{\ell'}(\mu) d\mu = 2(\ell!) \delta_{\ell\ell'}, \quad \int_{-1}^1 P_\ell(\mu) Q_{\ell'}(\mu) d\mu = 2(\ell!) \delta_{\ell\ell'}, \quad (9.104)$$

and recalling that

$$P_0(\mu) = 1; \quad P_1(\mu) = \mu; \quad P_2(\mu) = \frac{1}{2}(3\mu^2 - 1); \quad P_3(\mu) = \frac{1}{2}(5\mu^3 - 3\mu); \quad (9.105)$$

Eqs. (9.59)–(9.60) and (9.67) allow the determination of the first three sets of equations for the hierarchy of the brightness. More specially, multiplying Eqs. (9.59)–(9.60) and (9.67) by $P_0(\mu)$ and integrating over μ , the following relations can be obtained

$$\delta_{I0}^0 + k_{\perp}^2 \delta_{I0} = 0; \quad (9.106)$$

³⁷To understand fully the quantitative features of Fig. 3 it should be borne in mind that sometimes the C_ℓ are given not in absolute units (as implied in Eq. (9.102)) but they are multiplied by the CMB temperature. To facilitate the conversion recall that the CMB temperature is $T_0 = 2.725 \times 10^{-2}$ K. For instance the WMAP collaboration normalizes the power spectrum of the curvature fluctuations at the pivot scale k_p as $P_R = (25/9) (800^2 = T_0^2) A^2$ where A is not the A defined here but it can be easily related to it.

$$\bar{Q}_0 + k_{Q1} = \frac{0}{2} [\bar{Q}_2 + \bar{I}_2 - \bar{Q}_0]; \quad (9.107)$$

$$\bar{v}_b^0 + H \bar{v}_b = -ik \frac{0}{R_b} (3i \bar{I}_1 + \bar{v}_b); \quad (9.108)$$

If Eqs. (9.59)–(9.60) and (9.67) are multiplied by $P_1()$, both at right and left-hand sides, the integration over μ of the various terms implies, using Eq. (9.104):

$$\bar{I}_1 = \frac{2}{3} k_{I2} + \frac{k}{3} \bar{I}_0 = \frac{k}{3} + 0 \bar{I}_1 + \frac{1}{3i} \bar{v}_b; \quad (9.109)$$

$$\bar{Q}_1 = \frac{2}{3} k_{Q2} + \frac{k}{3} \bar{Q}_0 = 0 \bar{Q}_1; \quad (9.110)$$

$$\bar{v}_b^0 + H \bar{v}_b = -ik \frac{0}{R_b} (3i \bar{I}_1 + \bar{v}_b); \quad (9.111)$$

The same procedure, using $P_2()$, leads to

$$\bar{I}_2 = \frac{3}{5} k_{I3} + \frac{2}{5} k_{I1} = 0 \frac{9}{10} \bar{I}_2 - \frac{1}{10} (\bar{Q}_0 + \bar{Q}_2); \quad (9.112)$$

$$\bar{Q}_2 = \frac{3}{5} k_{Q3} + \frac{2}{5} k_{Q1} = 0 \frac{9}{10} \bar{Q}_2 - \frac{1}{10} (\bar{Q}_0 + \bar{I}_2); \quad (9.113)$$

$$\bar{v}_b^0 + H \bar{v}_b = -ik \frac{0}{R_b} (3i \bar{I}_2 + \bar{v}_b); \quad (9.114)$$

For $\ell \geq 3$ the hierarchy of the brightness can be determined in general terms by using the recurrence relation for the Legendre polynomials reported in Eq. (9.24):

$$\begin{aligned} \bar{I}^\ell + 0 \bar{I}^\ell &= \frac{k}{2\ell+1} [\ell \bar{I}^{\ell-1} - (\ell+1) \bar{I}^{\ell+1}]; \\ \bar{Q}^\ell + 0 \bar{Q}^\ell &= \frac{k}{2\ell+1} [\ell \bar{Q}^{\ell-1} - (\ell+1) \bar{Q}^{\ell+1}]; \end{aligned} \quad (9.115)$$

9.4.1 Zeroth order in the tight coupling expansion: acoustic oscillations

We are now ready to compute the evolution of the various terms to a given order in the tight-coupling expansion parameter $c = j! = 0j$. After expanding the various moments of the brightness function and the velocity field in c

$$\begin{aligned} \bar{I}^\ell &= \bar{I}^\ell + c \bar{I}^\ell; \\ \bar{Q}^\ell &= \bar{Q}^\ell + c \bar{Q}^\ell; \\ \bar{v}_b &= \bar{v}_b + c \bar{v}_b; \end{aligned} \quad (9.116)$$

the obtained expressions can be inserted into Eqs. (9.106)–(9.111) and the evolution of the various moments of the brightness function can be found order by order.

To zeroth order in the tight-coupling approximation, the evolution equation for the baryon velocity field, i.e. Eq. (9.108), leads to:

$$\bar{v}_b = 3i \bar{I}_1; \quad (9.117)$$

while Eqs. (9.107) and (9.110) lead, respectively, to

$$\bar{Q}_0 = \bar{I}_2 + \bar{Q}_2; \quad \bar{Q}_1 = 0; \quad (9.118)$$

Finally Eqs. (9.112) and (9.113) imply

$$\overline{g}_{12} = \overline{g}_{00} + \overline{g}_{02}; \quad \overline{g}_{02} = \overline{g}_{00} + \overline{g}_{12}: \quad (9.119)$$

Taking together the four conditions expressed by Eqs. (9.118) and (9.119) we have, to zeroth order in the tight-coupling approximation:

$$\overline{g}_{00} = 0; \quad \overline{g}_{01} = 0; \quad \overline{g}_{11} = 0; \quad \overline{g}_{12} = 2: \quad (9.120)$$

Hence, to zeroth order in the tight coupling, the relevant equations are

$$\overline{v}_b = 3i\overline{\pi}; \quad (9.121)$$

$$\overline{\pi}_{10}^0 + k\overline{\pi} = 0: \quad (9.122)$$

This means, as anticipated, that to zeroth order in the tight-coupling expansion the CMB is not polarized since \overline{g}_{01} is vanishing.

A decoupled evolution equation for the monopole can be derived. Summing up Eq. (9.109) (multiplied by $3i$) and Eq. (9.111) (multiplied by R_b) we get, to zeroth order in the tight coupling expansion:

$$R_b\overline{v}_b^0 - 3i\overline{\pi}_{11}^0 + ik(R_b + 1) - 2ik\overline{\pi}_{12} + ik\overline{\pi}_{10} + R_b H \overline{v}_b = 0: \quad (9.123)$$

Recalling now Eq. (9.121) to eliminate \overline{v}_b from Eq. (9.123), the following equation can be obtained

$$(R_b + 1)\overline{\pi}_{11}^0 + H R_b \overline{\pi}_{11} - \frac{k}{3}\overline{\pi}_{10} = 0: \quad (9.124)$$

Finally, the dipole term can be eliminated from Eq. (9.124) using Eq. (9.122). By doing so, Eq. (9.124) leads to the wanted decoupled equation for the monopole:

$$\overline{\pi}_{10}^0 + \frac{R_b^0}{R_b + 1}\overline{\pi}_{10}^0 + k^2 c_{sb}^2 \overline{\pi}_{10} = -\overline{\pi}_{10}^0 + \frac{R_b^0}{R_b + 1}\overline{\pi}_{10}^0 - \frac{k^2}{3}; \quad (9.125)$$

where c_{sb} has been already defined in Eq. (8.29) and it is the speed of sound of the baryon-photon system. The term $k^2 c_{sb}^2 \overline{\pi}_{10}$ is the photon pressure. Defining, from Eq. (8.29), the sound horizon as

$$r_s(z) = \int_0^z \frac{dz}{c_{sb}(z)}; \quad (9.126)$$

the photon pressure cannot be neglected for modes $kr_s(z) \ll 1$. At the right hand side of Eq. (9.125) several forcing terms appear. The term $-\overline{\pi}_{10}^0$ dominates, if present, on super-horizon scales and causes a dilation effect on $\overline{\pi}_{10}$. The term containing k^2 leads to the adiabatic growth of the photon-baryon fluctuations and becomes important for $k \gg 1$. In Eq. (9.125) the damping term arises from the redshifting of the baryon momentum in an expanding Universe, while photon pressure provides the restoring force which is weakly suppressed by the additional inertia of the baryons. It is finally worth noticing that all the formalism developed in this section is nothing but an extension of the fluid treatment proposed in sections 7 and 8. This aspect becomes immediately evident by comparing Eqs. (8.28) and (9.125). Equations (8.28) and (9.125) are indeed the same equation since $\overline{\pi}_{10}^0 = -4$.

9.4.2 Solutions of the evolution of monopole and dipole

Equation (9.125) can be solved under different approximations (or even exactly [192]). The first brutal approximation would be to set $R_b^0 = R_b = 0$, implying the the rôle of the baryons in the acoustic oscillations is totally neglected. As a consequence, in this case $c_{sb} = \frac{1}{\sqrt{3}}$ which is nothing but the sound speed discussed in Eqs. (7.68)-(7.71) for the fluid analysis of the adiabatic mode. In the case of the adiabatic mode, neglecting neutrino anisotropic stress, $\pi = \pi_m$ and $\phi^0 = 0$. Hence, the solution for the monopole and the dipole to zeroth order in the tight coupling expansion follows by solving Eq. (9.125) and by inserting the obtained result into Eqs. (9.121) and (9.122), i.e.

$$\begin{aligned}\bar{\delta}_{10}(k; \eta) &= \frac{1}{3} [\cos(kc_{sb}\eta) - 3]; \\ \bar{\delta}_{11}(k; \eta) &= -\frac{m}{3} kc_{sb} \sin(kc_{sb}\eta); \end{aligned} \quad (9.127)$$

which is exactly the solution discussed in section 4 if we recall Eq. (9.121) and the definition (9.63).

If $R_b^0 = 0$ but $R_b \neq 0$, then the solution of Eqs. (9.121)-(9.122) and (9.125) becomes, in the case of the adiabatic mode,

$$\begin{aligned}\bar{\delta}_{10}(k; \eta) &= \frac{m}{3} (R_b + 1) [\cos(kc_{sb}\eta) - 3]; \\ \bar{\delta}_{11}(k; \eta) &= \frac{m}{3} \frac{R_b + 1}{3} \sin(kc_{sb}\eta); \end{aligned} \quad (9.128)$$

Equation (9.128) shows that the presence of the baryons increases the amplitude of the monopole by a factor R_b . This phenomenon can be verified also in the case of generic time-dependent R_b . In the case of $R_b \neq 0$ the shift in the monopole term is $(R_b + 1)$ with respect to the case $R_b = 0$. This phenomenon produces a modulation of the height of the acoustic peak that depends on the baryon content of the model.

Consider now the possibility of setting directly initial conditions for the Boltzmann hierarchy during the radiation-dominated epoch. During the radiation-dominated epoch and for modes which are outside the horizon, the initial conditions for the monopole and the dipole are fixed as

$$\begin{aligned}\delta_{10}(k; \eta) &= \frac{\delta_0}{2} \frac{525 + 188R + 16R^2}{180(25 + 2R)} \eta^2 k^2; \\ \delta_{11}(k; \eta) &= \frac{\delta_0}{6} k \frac{65 + 16R}{108(25 + 2R)} \eta^3 k^3; \end{aligned} \quad (9.129)$$

where δ_0 is the constant value of δ during radiation. The constant value of δ , i.e. δ_0 will be related to ϕ_0 through R , i.e. the fractional contribution of the neutrinos to the total density. It is useful to observe that in terms of the quantity $\phi_0 = (\bar{\delta}_{10}^0)$, Eq. (9.125) becomes

$$\phi_0^0 + k^2 c_{sb}^2 \phi_0 = k^2 \frac{\phi_0}{3} + c_{sb}^2 : \quad (9.130)$$

The initial conditions for ϕ_0 are easily obtained from its definition in terms of δ_{10} and δ_{11} .

The same strategy can be applied to more realistic cases, such as the one where the scale factor interpolates between a radiation-dominated phase and a matter-dominated phase. In this case the solution of Eq. (9.125) will be more complicated but always analytically tractable. Equation (9.125)

can indeed be solved in general terms. The general solution of the homogeneous equation is simply given, in the WKB approximation, as

$$\psi_0 = \frac{1}{(R_b + 1)^{1/4}} [A \cos k r_s + B \sin k r_s]; \quad (9.131)$$

For adiabatic fluctuations, k^2 contributes primarily to the cosine. The reason is that, in this case, k is constant until the moment of Jeans scale crossing at which moment it begins to decay. Non-adiabatic fluctuations, on the contrary, have vanishing gravitational potential at early times and their monopole is dominated by sinusoidal harmonics. Consequently, the peaks in the temperature power spectrum will be located, for adiabatic fluctuations, at a scale k_n such that $k_n r_s(\tau_n) = n\pi$. Notice that, according to Eq. (9.122) the dipole, ψ_1 , will be anticorrelated with the monopole. So if the monopole is sinusoidal, the dipole will be instead sinusoidal. Hence the "zeros" of the cosine (as opposed to the maxima) will be led by the monopole. The solution of Eq. (9.125) can then be obtained by supplementing the general solution of the homogeneous equation (9.131) with a particular solution of the inhomogeneous equations that can be found easily with the usual Green's function methods [192]. The amplitude of the monopole term shifts as $(1 + R_b)^{-1/4}$. Recalling the definition of R_b introduced in section 8, it can be argued that the height of the Doppler peak is weakly sensitive to h_0^2/b_0 in the Λ CDM model where $b_0 \approx 1$ and $R_b(\tau_{dec}) < 1$.

9.4.3 Simplistic estimate of the sound horizon at decoupling

In ℓ space the position of the peaks for adiabatic and isocurvature modes is given, respectively, by

$$\ell^{(n)} = n \frac{\bar{D}_A(z_{dec})}{r_s(\tau_{dec})}; \quad (9.132)$$

$$\ell^{(n)} = n + \frac{1}{2} \frac{\bar{D}_A(z_{dec})}{r_s(\tau_{dec})}; \quad (9.133)$$

where $\bar{D}_A(z_{dec})$ is the (comoving) angular diameter distance to decoupling defined in Appendix A (see in particular Eq. (A.23) and (A.34)). We will be now interested in estimating (rather roughly) the position of the first peak, i.e.

$$\ell_A = \frac{\bar{D}_A(z_{dec})}{r_s(\tau_{dec})}; \quad (9.134)$$

where the subscript A stands for acoustic. The first thing we have to do is to estimate the sound horizon at decoupling. From Eq. (9.126) we have that

$$r_s(\tau_{dec}) = \int_0^{z_{dec}} \frac{d}{3(1 + R_b(\tau))} : \quad (9.135)$$

Equation (9.135) can also be written as

$$r_s(\tau_{dec}) = \int_0^{z_{dec}} \frac{d}{c_{sb}(\tau)}; \quad (9.136)$$

where, following the notation of Eqs. (2.55) and (2.56), $c_{sb} = (a\dot{a})$. Indeed, recalling Eq. (2.55) we can write

$$c_{sb}^2 = H_0^2 \frac{q}{\Omega_0^4 + (1 - \Omega_0 - \Omega_M) \Omega_0^2 + \Omega_M} + R_0, \quad H_0^2 \frac{q}{\Omega_0 + R_0}; \quad (9.137)$$

where, in the first equality we assumed that the spatial curvature vanishes; the second equality follows from the first since the contribution of matter and dark energy are subleading in the range of integration. Using Eq. (9.137) into Eq. (9.136) we can then write that

$$\frac{r_s(z_{\text{dec}})}{Mpc} = \frac{2998}{h_0^2 R_0} \int_0^{z_{\text{dec}}} \frac{dz}{(1+z_1)(1+z_2)}; \quad (9.138)$$

where

$$z_1 = \frac{h_0^2 M_0}{h_0^2 R_0}; \quad z_2 = \frac{3h_0^2 b_0}{4h_0^2 R_0}; \quad (9.139)$$

Recall that, according to Eqs. (2.53), $h_0^2 R_0 = 2.47 \cdot 10^5$ and $h_0^2 R_0 = 4.15 \cdot 10^5$. From Eqs. (9.138) and (9.139) it is apparent that the sound horizon at decoupling depends both on b_0 and M_0 . If we increase either b_0 or M_0 the sound horizon gets smaller. The integral appearing in Eq. (9.138) can be done analytically and the result is:

$$\frac{r_s(z_{\text{dec}})}{Mpc} = \frac{2998}{1+z_{\text{dec}}} \frac{2}{3h_0^2 M_0 C_1} \ln \frac{1 + \frac{1}{C_1} + \frac{1}{C_1 C_2}}{1 + \frac{1}{C_1 C_2}}; \quad (9.140)$$

where

$$C_1 = \frac{z_{\text{dec}}}{1+z_{\text{dec}}} = 27.6 \frac{h_0^2 b_0}{1+z_{\text{dec}}}; \quad C_2 = \frac{1}{1+z_{\text{dec}}} = \frac{0.045}{h_0^2 M_0} \frac{1+z_{\text{dec}}}{1100}; \quad (9.141)$$

With our fiducial values of the parameters, $r_s(z_{\text{dec}}) \approx 150 Mpc$. Recalling now that the comoving angular diameter distance to decoupling is estimated in Appendix A (see in particular Eq. (A.36)) the sound, $\lambda_A \approx 300$. The sound horizon has been a bit underestimated with our approximation. For $r_s(z_{\text{dec}}) \approx 200$, $\lambda_A \approx 220$, which is around the measured value of the first Doppler peak in the temperature autocorrelation (see Fig. 3).

It is difficult to obtain general analytic formulas for the position of the peaks. Degeneracies among the parameters may appear [215]. In [216] a semi-analytical expression for the integral giving the angular diameter distance has been derived for various cases of practical interest. Once the evolution of the lowest multipoles is known, the obtained expressions can be used in the integral solutions of the Boltzmann equation and the angular power spectrum can be computed analytically. Recently Weinberg in a series of papers [217, 218, 219] computed the temperature fluctuations in terms of a pair of generalized form factors related, respectively, to the monopole and the dipole. This set of calculations were conducted in the synchronous gauge (see also [220, 221, 222] for earlier work on this subject; see also [223, 224]). Reference [225] also presents analytical estimates for the angular power spectrum exhibiting explicit dependence on the cosmological parameters in the case of the concordance model.

The results of the tight coupling expansion hold for $k_c \ll 1$. Thus the present approximation scheme breaks down, strictly speaking, for wave-numbers $k > c^{-1}$. Equation (9.125) holds to zeroth-order in the tight coupling expansion, i.e. it can be only applied on scales much larger than the photon mean free path. By comparing the rate of the Universe expansion with the rate of dissipation we can estimate that $c k^2 \ll 1$ defines approximately the scale above which the wave-numbers will experience damping. From these considerations the typical damping scale can be approximated by

$$k_d^{-2} \approx 0.3 (M_0 h^2)^{-1/2} (b_0 h^2)^{-1} (a_{\text{dec}})^{5/2} Mpc^2; \quad (9.142)$$

The effect of diffusion is to damp the photon and baryon oscillations exponentially by the time of last scattering on comoving scales smaller than 3 Mpc. For an experimental evidence of this effect see [28] and references therein.

In order to have some qualitative estimate for the damping scale in the framework of the tight coupling approximation, it is necessary to expand the temperature, polarization and velocity fluctuations to second order in c . Since for very small scales the role of gravity is not important the longitudinal fluctuations of the metric can be neglected. The result of this analysis [198] shows that the monopole behaves approximately as

$$\Delta_0 \propto e^{-ikr_s} e^{-(k=k_d)^2}; \quad (9.143)$$

where

$$\frac{1}{k_d^2} = \frac{1}{6} \frac{c}{(R_b + 1)^2} R_b^2 + \frac{16}{15} (1 + R_b) : \quad (9.144)$$

The factor 16=15 arises when the polarization fluctuations are taken consistently into account in the derivation [198].

9.4.4 First order in tight coupling expansion: polarization

To first order in the tight-coupling limit, the relevant equations can be obtained by keeping all terms of order c and by using the first-order relations to simplify the expressions. From Eq. (9.110) the condition $Q_1 = 0$ can be derived. From Eqs. (9.107) and (9.112){(9.113), the following remaining conditions are obtained respectively:

$$Q_0 + \Delta_2 + Q_2 = 0; \quad (9.145)$$

$$\frac{9}{10} \Delta_2 - \frac{1}{10} [Q_0 + Q_2] = \frac{2}{5} k_{\perp}^2; \quad (9.146)$$

$$\frac{9}{10} Q_2 - \frac{1}{10} [Q_0 + \Delta_2] = 0; \quad (9.147)$$

Equations (9.145){(9.147) are a set of algebraic conditions implying that the relations to be satisfied are:

$$Q_0 = \frac{5}{4} \Delta_2; \quad (9.148)$$

$$Q_2 = \frac{1}{4} \Delta_2; \quad (9.149)$$

$$\Delta_2 = \frac{8}{15} k_{\perp}^2; \quad (9.150)$$

Recalling the original form of the expansion of the quadrupole as defined in Eq. (9.116), Eq. (9.150) can be also written

$$\Delta_2 = c \Delta_2 = \frac{8}{15} k_c^2 k_{\perp}^2; \quad (9.151)$$

since to zeroth order the quadrupole vanishes and the first non-vanishing effect comes from the first-order quadrupole whose value is determined from the zeroth-order monopole.

Now, from Eqs. (9.148) and (9.149), the quadrupole moment of Q is proportional to the quadrupole of Δ_1 , which is, in turn, proportional to the dipole evaluated to first order in c . But Q measures exactly the degree of linear polarization of the radiation field. So, to first order in the tight-coupling expansion, the CMB is linearly polarized. Notice that the same derivation performed in

the case of the equation for Q can be more correctly performed in the case of the evolution equation of P with the same result [198]. Using the definition of S_P (i.e. Eq. (9.68)), and recalling Eqs. (9.148)–(9.150), we have that the source term of Eq. (9.77) can be approximated as

$$S_P \approx \frac{4}{3} k_c \Pi : \quad (9.152)$$

Since c grows very rapidly during recombination, in order to have quantitative estimates of the effect we have to know the evolution of S_P with better accuracy. In order to achieve this goal, let us go back to the (exact) system describing the coupled evolution of the various multipoles and, in particular, to Eqs. (9.107) and (9.112)–(9.113). Taking the definition of S_P (or S_Q) and performing a first time derivative we have

$$S_P^0 = \frac{0}{12} + \frac{0}{P_2} + \frac{0}{P_0} : \quad (9.153)$$

Then, from Eqs. (9.107) and (9.112)–(9.113), the time derivatives of the two quadrupoles and of the monopole can be expressed in terms of the monopoles, quadrupoles and octupoles. Simplifying the obtained expression we get the following evolution equation for S_P , i.e. [198]

$$S_P^0 + \frac{3}{10} {}^0S_P = k \frac{2}{5} \Pi - \frac{3}{5} P_1 + P_3 + \Pi : \quad (9.154)$$

This equation can be solved by evaluating the right hand side to zeroth-order in the tight coupling expansion, i.e.

$$S_P(\tau) = \frac{2}{5} k \int_0^\tau dx \Pi e^{-\frac{3}{10} \tau(x)} : \quad (9.155)$$

This equation, giving the evolution of S_P , can be inserted back into Eq. (9.77) in order to obtain P . The result of this procedure is [198]

$$P \approx (1 - \frac{1}{2}) e^{ik(\tau_{dec} - \tau)} D(k); \quad D(k) \approx (0.51) k \int_{dec}^\tau \Pi(\tau') d\tau' ; \quad (9.156)$$

where τ_{dec} is the width of the visibility function. This result allows to estimate with reasonable accuracy the angular power spectrum of the cross-correlation between temperature and polarization (see below), for instance, in the case of the adiabatic mode.

While the derivation of the polarization dependence of Thompson scattering has been conducted within the framework of the tight coupling approximation, it is useful to recall here that these properties follow directly from the polarization dependence of Thompson scattering whose differential cross-section can be written as

$$\frac{d}{d\Omega} = r_0^2 j^{(\lambda)}(\theta) j^{(\lambda')}(0) + \frac{3}{8} \tau j^{(\lambda)}(\theta) j^{(\lambda')}(0) : \quad (9.157)$$

where λ is the incident polarization and λ' is the scattered polarization; r_0 is the classical radius of the electron and τ is, as usual, the total Thompson cross-section.

Suppose that the incident radiation is not polarized, i.e. $U = V = Q = 0$; then we can write

$$Q = I_x - I_y = 0; \quad I_x = I_y = \frac{I}{2} : \quad (9.158)$$

Defining the incoming and outgoing polarization vectors as

$$\begin{aligned} \mathbf{x} &= (1; 0; 0); & \mathbf{y} &= (0; 1; 0); & \hat{\mathbf{k}} &= (0; 0; 1); \\ \mathbf{x}^0 &= (\sin \theta; \cos \theta; 0); & \mathbf{y}^0 &= (\cos \theta \cos \theta'; \cos \theta \sin \theta'; \sin \theta); \end{aligned} \quad (9.159)$$

the explicit form of the scattered amplitudes will be

$$\begin{aligned} I_x^0 &= \frac{3}{8} \tau \int_x^0 \int_x^0 I_x + \int_y^0 \int_y^0 I_y = \frac{3}{16} \tau I; \\ I_y^0 &= \frac{3}{8} \tau \int_x^0 \int_x^0 I_x + \int_y^0 \int_y^0 I_y = \frac{3}{16} \tau I \cos^2 \theta; \end{aligned} \quad (9.160)$$

Recalling the definition of Stokes parameters:

$$\begin{aligned} I^0 &= I_x^0 + I_y^0 = \frac{3}{16} \tau I (1 + \cos^2 \theta); \\ Q^0 &= I_x^0 - I_y^0 = \frac{3}{16} \tau I \sin^2 \theta; \end{aligned} \quad (9.161)$$

Even if $U^0 = 0$ the obtained Q and U must be rotated to a common coordinate system:

$$Q^0 = \cos 2' Q; \quad U^0 = \sin 2' Q; \quad (9.162)$$

So the final expressions for the Stokes parameters of the scattered radiation are:

$$\begin{aligned} I^0 &= \frac{3}{16} \tau I (1 + \cos^2 \theta); \\ Q^0 &= \frac{3}{16} \tau I \sin^2 \theta \cos 2'; \\ U^0 &= \frac{3}{16} \tau I \sin^2 \theta \sin 2'; \end{aligned} \quad (9.163)$$

We can now expand the incident intensity in spherical harmonics:

$$I(\theta; \phi) = \sum_m^X a_m Y_m(\theta; \phi); \quad (9.164)$$

So, for instance, Q^0 will be

$$Q^0 = \frac{3}{16} \tau \sum_m^X Y_m(\theta; \phi) a_m \sin^2 \theta \cos 2' d; \quad (9.165)$$

By inserting the explicit form of the spherical harmonics into Eq. (9.165) it can be easily shown that $Q^0 \neq 0$ provided the term $a_{22} \neq 0$ in the expansion of Eq. (9.164). Recall now that under clockwise rotations the Stokes parameters Q and U transform as in Eq. (9.51). As a consequence

$$(Q - iU)^0 = e^{2i'} (Q - iU) \quad (9.166)$$

where ϕ' is the rotation angle. From this observation it follows that the combinations

$$(Q - iU)(\hat{n}) = \sum_m^X a_{2;m} {}_2Y_m(\hat{n}) \quad (9.167)$$

can be expanded in terms of the spin-2 spherical harmonics, i.e. ${}_2Y_m(\hat{n})$ [226, 227].

The expansion coefficients are

$$a_{2;m} = \int d\Omega {}_2Y_m^*(\hat{n}) (Q - iU)(\hat{n}); \quad (9.168)$$

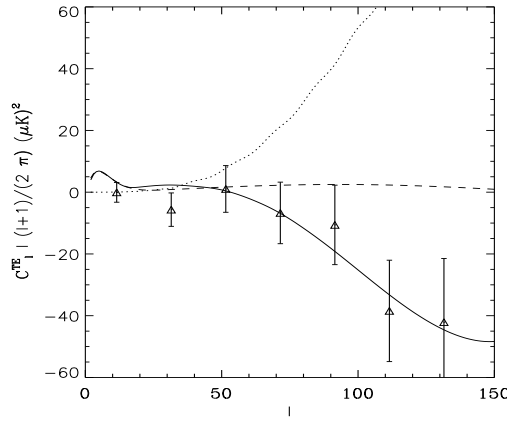


Figure 27: The anticorrelation between the intensity fluctuations and the fluctuations in the degree of linear polarization is illustrated as presented in the WMAP one-year data.

In Ref. [226, 227], the authors introduce the following linear combinations of $a_{2;m}$ to circumvent the impasse that the Stokes parameter are not invariant under rotations;

$$a_{E;m} = \frac{1}{2} (a_{2;m} + a_{-2;m}) \quad a_{B;m} = \frac{i}{2} (a_{2;m} - a_{-2;m}) : \quad (9.169)$$

These newly defined variables are expanded in terms of ordinary spherical harmonics, $Y_{lm}(\hat{n})$,

$$E(\hat{n}) = \sum_{lm} a_{E;m} Y_{lm}(\hat{n}); \quad B(\hat{n}) = \sum_{lm} a_{B;m} Y_{lm}(\hat{n}) : \quad (9.170)$$

The spin-zero spherical harmonics, $Y_{lm}(\hat{n})$, is free from the ambiguity with the rotation of the coordinate system, and therefore E and B are rotationally invariant quantities. The E -mode has $(-1)^l$ parity and the B -mode $(-1)^{l+1}$ parity in analogy with electric and magnetic fields. Scalar perturbations generate only the E -mode [229]. While the scalar fluctuations only generate an E -mode, tensor fluctuations also generate a B -mode. The Boltzmann equation for the tensor modes can be easily derived following Refs. [230, 231] (see also [200, 232]).

Consider now, specially, the adiabatic mode. While the temperature fluctuation δT oscillates like $\cos(kc_{sb} \text{dec})$, the polarization is proportional to the dipole and oscillates like the sine of the same argument. The correlation function of the temperature and polarization, i.e. $\langle \delta T \delta \pi \rangle$ will then be proportional to $\sin(kc_{sb} \text{dec}) \cos(kc_{sb} \text{dec})$. An analytical prediction for this quantity can be inferred from Eq. (9.156) (see [198]). The spectrum of the cross correlation must then have a peak for $kc_{sb} \text{dec} \approx 3 \approx 4$, corresponding to $l \approx 150$. This is the result suggested by Fig. 27 and taken from Ref. [31] reporting the measurement of the WMAP collaboration. In Fig. 27 the temperature-polarization angular power spectrum is reported for adiabatic models (solid line) and for isocurvature models (dashed line).

We should mention here that a rather effective method in order to treat on equal footing the scalar, vector and tensor radiative transfer equations is the total angular momentum method [210, 233, 234]. Within this approach, the collision terms couple only the quadrupole moments of the distributions and each moment corresponds directly to observable patterns in the microwave sky. In this language the analysis of the polarization of the radiation field becomes somehow more transparent.

10 Early initial conditions?

The presentation of the CMB anisotropies has been developed, in the last three sections, through a bottom-up approach. It has been argued that the properties of the temperature and polarization auto-correlations are determined from a set of initial conditions that can include either an adiabatic mode, or a non-adiabatic mode, or both. The most general set of initial conditions required to integrate the Einstein-Boltzmann hierarchy is formed by one adiabatic mode and by four non-adiabatic modes. In this approach, the initial conditions are set prior to equality but after neutrino decoupling. The wording initial conditions of CMB anisotropies may also have, in the present literature, a complementary (but crucially different) meaning. If we believe to have a compelling and not erroneous picture of the thermodynamic history of the Universe also for temperatures much larger than 200 GeV, then initial conditions for the fluctuations of the FRW metric may be assigned not prior to decoupling but much earlier, for instance during a stage of inflationary expansion.

While the logic summarized in the previous paragraph is the one followed in sections 7, 8 and 9, there is also a second (complementary) approach that has been partially explored already in section 6 when computing, in a simplified situation, the spectrum of relic gravitons produced thanks to the sudden transition from the de Sitter stage of expansion to the radiation-dominated stage of expansion. Moreover, in Fig. 20 the spectrum of relic gravitons has been discussed for diverse models making different assumptions both about the thermodynamic history of the Universe and about the nature of the laws of gravity at short distances. The different curves appearing in Fig. 20 make different assumptions concerning the evolution of the Universe and, consequently, get to different experimental signatures. It is rather understandable, therefore, that this second approach necessarily demands the adoption of a specific model of evolution of the background geometry valid well before the moment when weak interactions fall out of thermal equilibrium. For this purpose the standard approach is to suppose that the Universe underwent a phase of accelerated expansion that was replaced by stage dominated by radiation. This oversimplified picture can be matched, below temperatures of the order of 1 MeV, to the former model of evolution that has been discussed in the previous sections. In this sense the relevant plots that illustrate the overall evolution of the Hubble radius are the ones reported in Figs. 16 and 17. Concerning this general lore various observations are in order:

if the duration of inflation is minimal (see Fig.16) the initial conditions may not be necessarily quantum mechanical;

if the duration of inflation is non minimal (see Fig.17) the initial conditions for the scalar and tensor modes are, most likely, of quantum mechanical origin;

the initial inflationary stage may be realized either through a single scalar degree of freedom or by means of a collection of scalar fields;

in the case when not only one field is present isocurvature (i.e. non-adiabatic modes) will be present ab initio;

if inflation is realized through a single scalar field, still, there is the possibility that various other (spectator) fields are present during inflation and they may modify the evolution of curvature perturbations.

On top of the previous observations, it is also legitimate to stress that while we believe to have a clear and verified picture of the history of the Universe for $T < 1 \text{ MeV}$, the same confidence may not be justified in the case of the early stages of the life of the Universe. If initial conditions for the scalar and tensor modes are set during the inflationary epoch, the tacit assumption is that we do know pretty well the evolution of our Universe between the $H_{\text{inf}} \sim 10^5 \text{ Mpc}^{-1} \sim 10^{15} \text{ GeV}$ and $H_{\text{BBN}} \sim 10^{31} \text{ GeV}$ (which is, according to Eq. (B.44) the curvature scale corresponding to a temperature $T \sim \text{MeV}$). In this section we are going to assume that only a single scalar degree of freedom drives inflation and we will ask the question of what are the curvature fluctuations induced by the fluctuations of the inflaton. On a more technical ground, it is appropriate to mention that similar mathematical developments are required in the treatment of inhomogeneities in quintessence models driven by a single scalar field.

10.1 Scalar modes induced by a minimally coupled scalar field

In diverse situations it is important to compute the fluctuations induced by a single scalar degree of freedom. This exercise is therefore technically relevant. The first step in this direction will be to write down the fluctuations of the energy-momentum tensor. We will do this in the conformally Newtonian gauge and we will then learn how to translate the obtained result in any other gauge needed for the resolution of physical problems. Consider therefore the energy-momentum tensor of a scalar field characterized by a potential $V(\phi)$. To first-order in the amplitude of the (scalar) metric fluctuations we will have:

$$T_{\mu\nu} = g_{\mu\nu} \dot{\phi} \dot{\phi} + 2\bar{g}_{\mu\nu} \dot{\phi} \dot{\phi} - \frac{1}{2} g_{\mu\nu} \dot{\phi} \dot{\phi} + \bar{g}_{\mu\nu} \dot{\phi} \dot{\phi} - \frac{\partial V}{\partial \phi} ; \quad (10.1)$$

where $\phi = \phi'$ is the first-order fluctuation of the scalar field in the conformally Newtonian gauge and $\bar{g}_{\mu\nu}$ denotes the background metric while $g_{\mu\nu}$ are its first-order fluctuations. In the conformally Newtonian gauge the only non-vanishing components are $g_{00} = 2a^2$ and $g_{ij} = 2a^2 \delta_{ij}$. Using the results of Appendix C (in particular Eqs. (C.25), (C.28), (C.29) and (C.30)), component by component, Eq. (10.1) will give

$$T_0^0 = -\rho ; \quad T_i^j = p \delta_i^j ; \quad T_0^i = \dot{\phi} \partial^i \phi ; \quad (10.2)$$

where

$$\rho = \frac{1}{a^2} \left(\dot{\phi}^2 + \partial_i \phi \partial^i \phi + a^2 \frac{\partial V}{\partial \phi} \right) ; \quad p = \frac{1}{a^2} \left(\dot{\phi}^2 - \partial_i \phi \partial^i \phi - a^2 \frac{\partial V}{\partial \phi} \right) ; \quad (10.3)$$

The anisotropic stress arises, in the case of a single scalar field, only to second order in the amplitude of the fluctuations. This means, in our notations, that the anisotropic stress of a minimally coupled scalar field will contain two derivatives of ϕ so it will be, in stenographic notation, of $\mathcal{O}(\partial^2 \phi^2)$ (see also Eqs. (5.46) and (5.48)). Since we are here perturbing Einstein equations to first order, this contribution will be neglected. The perturbed Einstein equations are then easily written. In particular, by using the explicit fluctuations of the Einstein tensors reported in Eqs. (C.10), (C.11) and (C.12) of Appendix C we have :

$$R^{(2)} - 3H(\dot{\phi}^0 + \dot{\phi}^0) = 4G \left(\dot{\phi}^2 + \partial_i \phi \partial^i \phi + a^2 \frac{\partial V}{\partial \phi} \right) ; \quad (10.4)$$

$$\begin{aligned} & \ddot{\phi}^0 + H(\dot{\phi}^0 + 2\dot{\phi}^0) + (H^2 + 2H\dot{\phi}^0) + \frac{1}{3}R^{(2)}(\phi) \\ & = 4G \left(\dot{\phi}^2 + \partial_i \phi \partial^i \phi - a^2 \frac{\partial V}{\partial \phi} \right) ; \end{aligned} \quad (10.5)$$

$$H\dot{\phi}^0 + \dot{\phi}^0 = 4G\dot{\phi}^0 ; \quad (10.6)$$

together with the condition $\delta \sigma = 0$ since, as already remarked, the perturbed energy-momentum tensor of a single scalar degree of freedom does not possess, to first-order, an anisotropic stress. To equations (10.4), (10.5) and (10.6) it is sometimes practical to add the perturbed Klein-Gordon equation (see Eqs. (C.36), (C.38) and (C.39) of the Appendix C):

$$\ddot{\phi} + 2H\dot{\phi} - \nabla^2 \phi + \frac{\partial^2 V}{\partial \phi^2} \delta\phi + 2 \frac{\partial V}{\partial \phi} \delta\phi' - \phi'(\dot{\phi} + 3H\phi) = 0; \quad (10.7)$$

10.1.1 From gauge-dependent to gauge-invariant descriptions

Equations (10.4)-(10.6) are written in the conformally Newtonian gauge. Noticing that the gauge variation of the scalar field fluctuation reads

$$\delta\phi \sim \delta\phi_0 + \delta\phi_0'; \quad (10.8)$$

the gauge-invariant generalization of $\delta\phi$, $\delta\phi'$ and $\delta\sigma$ is given by the following three quantities:

$$\Phi = H(\dot{\phi}_0 - \dot{B}); \quad (10.9)$$

$$\Psi = \delta\phi + H(\dot{\phi}_0 - \dot{B}) + (\dot{\phi}_0 - \dot{B})'; \quad (10.10)$$

$$X = \delta\sigma + (\dot{\phi}_0 - \dot{B}): \quad (10.11)$$

Sometimes Φ and Ψ are called Bardeen potentials [135]. An interesting property of the conformally Newtonian gauge is that, in terms of Φ , Ψ and X , the evolution equations have the same form they would have in terms of $\delta\phi$, $\delta\phi'$ and $\delta\sigma$. So the corresponding evolution equations for Φ , Ψ and X can be obtained from Eqs. (10.4), (10.5) and (10.6) by replacing

$$\delta\phi \rightarrow \Phi; \quad \delta\phi' \rightarrow \Psi; \quad \delta\sigma \rightarrow X; \quad (10.12)$$

The result of this trivial manipulation is given by

$$\nabla^2 \Phi - 3H(\dot{\Phi} + H\Phi) = 4G a^2 (g^{ij})_{,i} \Psi_{,j}; \quad (10.13)$$

$$\ddot{\Psi} + H(\dot{\Psi} + 2H\Psi) + (\dot{H}^2 + 2H\dot{H}) + \frac{1}{3}\nabla^2(\dot{\Phi} + H\Phi) = 4G a^2 (g^{ij})_{,i} \Psi_{,j}; \quad (10.14)$$

$$H\dot{X} + \dot{\Phi} = 4G'\dot{\Phi} X; \quad (10.15)$$

where the gauge-invariant energy density and pressure fluctuations arise from Eq. (10.3)

$$(g^{ij})_{,i} \Psi_{,j} = \frac{1}{a^2} (\dot{\rho}'^2 + X^{0,0} + a^2 \frac{\partial V}{\partial \phi} X); \quad (g^{ij})_{,i} \Psi_{,j} = \frac{1}{a^2} (\dot{p}'^2 + X^{0,0} - a^2 \frac{\partial V}{\partial \phi} X); \quad (10.16)$$

Suppose to be interested in the evolution equations of the fluctuations in a gauge which is totally different from the conformally Newtonian gauge. The solution of this problem is very simple. Take, the evolution equations written in explicitly gauge-invariant terms. Then express the gauge-invariant quantities in the gauge you like. Finally substitute the expressions of the gauge-invariant quantities (now expressed in a specific gauge) back into the gauge-invariant equations. You will obtain swiftly the evolution equations in the gauge you like. Let us give an example of this procedure. Consider, for instance, the so-called uniform field gauge, i.e. the gauge where the scalar field is homogeneous. A possible choice of this gauge is

$$\delta\phi = 0; \quad \delta\sigma = 0; \quad (10.17)$$

If we start from a generic gauge, we get to the uniform field gauge by fixing the relevant gauge parameters, i.e. α_0 and β_0 to the following values:

$$\alpha_0 = \frac{1}{\sqrt{E}}; \quad \beta_0 = E; \quad (10.18)$$

These two conditions can be obtained from Eqs. (10.8) and (6.21) by imposing, respectively, $\tilde{\alpha} = 0$ and $\tilde{E} = 0$. Notice that this gauge fixing eliminates completely the gauge freedom since α_0 and β_0 are not determined up to arbitrary constants. In the uniform field gauge, the gauge-invariant quantities introduced in Eqs. (10.9), (10.10) and (10.11) assume the following form

$$\tilde{B} = H B + B^0; \quad \tilde{X} = H B; \quad X = \sqrt{E} B; \quad (10.19)$$

It is now easy to get all the evolution equations. Consider, for instance, the following two equations, i.e.

$$H(\tilde{H} + \tilde{B}^0) = 4G\sqrt{E}X; \quad \tilde{H} = 0; \quad (10.20)$$

which are, respectively, the gauge-invariant form of the momentum constraint and the gauge-invariant condition stemming from the off-diagonal terms of the perturbed Einstein equations. Let us now use Eq. (10.19) into Eq. (10.20). The following pair of equations can be swiftly obtained:

$$\tilde{B}^0 + H = 2H(B^0 + H B); \quad \tilde{H} = (B^0 + 2H B); \quad (10.21)$$

With similar procedure also the other relevant equations can be transformed in the uniform field gauge. Notice that, depending on the problem at hand, gauge-dependent calculations may become much shorter than fully gauge-invariant treatments.

10.1.2 Curvature perturbations and scalar normal modes

Among all the gauge-invariant quantities some combinations have a special status. For instance the so-called curvature perturbations [140, 141] or the gauge-invariant density contrast [139, 140] (see also [27] and references therein):

$$R = \frac{H(\tilde{H} + \tilde{B}^0)}{H^2 + H^0}; \quad (10.22)$$

$$= \frac{\epsilon^{(gi)}}{H} + H \frac{\epsilon^{(gi)}}{H^0}; \quad (10.23)$$

where $\epsilon^{(gi)}$ denotes the (background) energy density of the scalar field

$$\epsilon^{(gi)} = \frac{1}{2} \dot{\phi}^2 + V; \quad (10.24)$$

and where $\epsilon^{(gi)}$ has been introduced in Eq. (10.16).

The variable R , already discussed in 7, has a simple interpretation in the comoving orthogonal gauge where it is exactly the fluctuation of the spatial curvature. In similar terms, $\epsilon^{(gi)}$ is nothing but the density contrast on hypersurfaces where the curvature is uniform. These two variables are clearly connected. In fact, using Eqs. (10.22) and (10.23) into Eq. (10.16) we get to the following (remarkably simple) expression:

$$R = \frac{r^2}{12G\epsilon^{(gi)}}; \quad (10.25)$$

The message of Eq. (10.25) is very important. It tells us that when the wavelength of the fluctuations exceeds the Hubble radius, $R' \rightarrow 0$ ($k^2 \rightarrow 0$). In other words, as long as $k \ll 1$ (i.e. when the relevant wavelength is larger than the Hubble radius), the variables χ and R have the same spectrum.

The variable R has also a special status since the scalar-tensor action perturbed to second order in the amplitude of the metric and scalar field fluctuations assumes the following simple form [235, 236] (see also [27]):

$$S_s = S_s^{(2)} = \frac{1}{2} \int d^4 x z^2 \quad @ R @ R ; \quad (10.26)$$

where

$$z = \frac{a'^0}{H} ; \quad (10.27)$$

The Euler-Lagrange equations derived from Eq. (10.26) imply

$$R'' + 2 \frac{z''}{z} R' - r^2 R = 0 ; \quad (10.28)$$

Equation (10.28) is derived in Appendix C (see, in particular, the algebra prior to Eq. (C.53)). The canonical normal mode that can be easily read-off from Eqs. (10.26) and (10.28) is then $q = zR$. In terms of q the action (10.26) becomes then, up to total derivatives,

$$S_s = \frac{1}{2} \int d^4 x q'^2 + \frac{z''}{z} q^2 \quad @ q @ q ; \quad (10.29)$$

The canonical action (10.29) is exactly of the same form of the one discussed, in Eq. (6.55) for the tensor modes of the geometry. What changes is essentially the form of the pump field which is, in the case of the tensor modes, $a'' = a'' = H'^2 + H'^0$. In the case of the scalar modes the pump field is instead $z'' = z''$. From Eq. (10.29) the quantum theory of the scalar modes can be easily developed in full analogy with what has been done in the case of the tensor modes. In particular the canonical normal modes q and their conjugate momenta (i.e. q') can be promoted to the status of quantum mechanical operators obeying equal-time commutation relations. Recalling the notations of section 6 (see, in particular, Eq. (6.65)) the field operator will now be expanded as

$$\hat{q}(\mathbf{x}; t) = \frac{1}{2(2\pi)^{3/2}} \int d^3 k \hat{q}_k e^{-i\mathbf{k} \cdot \mathbf{x}} + \hat{q}_k^* e^{i\mathbf{k} \cdot \mathbf{x}} ; \quad (10.30)$$

and analogously for the conjugate momentum. Also the phenomenon of super-adiabatic amplification (discussed in section 6) is simply translated in the context of the scalar modes since the operators \hat{q} obey now, in Fourier space, a Schrodinger-like equation in the Heisenberg representation:

$$\hat{q}_k'' + k^2 \hat{q}_k = 0 ; \quad (10.31)$$

Exactly as in the case of tensors (see, for instance Eqs. (6.38) and (6.70)) Eq. (10.31) admits two physical regimes: the oscillating regime (i.e. $k^2 \gg \dot{z}'' = z''$) and the super-adiabatic regime (i.e. $k^2 \ll \dot{z}'' = z''$) where the field operators are amplified and, in a more correct terminology, scalar phonons may be copiously produced. The overall simplicity of these results must not be misunderstood. The perfect analogy between scalar and tensor modes only holds in the case of a single scalar field. Already in the case of two scalar degrees of freedom the generalization of these results is much more cumbersome. In the case of scalar fields and fluid variables, furthermore, the perfect mirroring between tensors and scalars is somehow lost.

10.2 Exercise: Spectral relations

10.2.1 Some slow-roll algebra

As a simple exercise the spectral relations (typical of single-field inflationary models) will now be derived. The logic of the derivation will be to connect the spectral slopes and amplitudes of the scalar and of the tensor modes to the slow-roll parameters introduced in section 5:

$$\begin{aligned} \frac{H}{H^2} &= \frac{\bar{M}_p^2}{2} \frac{V_{,\phi}^2}{V}; \\ \frac{H'}{H^2} &= -\frac{1}{2} \frac{V_{,\phi\phi}}{V}; \end{aligned} \quad (10.32)$$

where the terms $V_{,\phi}$ and $V_{,\phi\phi}$ denote, respectively, the first and second derivatives of the potential with respect to ϕ . The slow-roll parameters affect the definition of the conformal time coordinate η . In fact, by definition

$$\frac{d\eta}{dt} = \frac{1}{aH} + \frac{1}{a^2 H} \frac{da}{dt} \quad (10.33)$$

where the second equality follows after integration by parts assuming that ϵ is constant (as it happens in the case when the potential, at least locally, can be approximated with a monomial in ϕ). Since

$$\frac{d\eta}{da} = \frac{1}{a^2 H} \frac{da}{da}; \quad (10.34)$$

we will also have that

$$aH = \frac{1}{(1 - \epsilon)}; \quad (10.35)$$

Using these observations, the pump fields of the scalar and tensor modes of the geometry can be expressed solely in terms of the slow-roll parameters. In particular, in the case of the tensor modes it is easy to derive the following chain of equality on the basis of the relation between cosmic and conformal time and using Eq. (10.32):

$$\frac{a''}{a} = H^2 + \dot{H} = a^2 H^2 \left(2 + \frac{H'}{H^2} \right) = a^2 H^2 (2 - \epsilon); \quad (10.36)$$

Inserting Eq. (10.35) into Eq. (10.36) we will also have, quite simply

$$\frac{a''}{a} = \frac{2}{4(1 - \epsilon)}; \quad (10.37)$$

The evolution equation for the tensor mode functions is

$$f_k'' + k^2 \frac{a''}{a} f_k = 0; \quad (10.38)$$

whose solution is

$$f_k(\eta) = \frac{N}{2k} \sqrt{\frac{a}{k}} H^{(1)}_p(k\eta); \quad N = \frac{r}{2} e^{i(2p+1)\pi/4}; \quad (10.39)$$

where $H^{(1)}_p(k\eta)$ are the Hankel functions [53, 154] already encountered in section 6. In Eq. (10.39) the relation of r to ϵ is determined from the relation

$$\epsilon = \frac{1}{4} = \frac{2}{4(1 - \epsilon)}; \quad (10.40)$$

which implies

$$= \frac{3}{2(1-\epsilon)}; \quad (10.41)$$

The same algebra allows to determine the relation of the scalar pump field with the slow-roll parameters. In particular, the scalar pump field is

$$\frac{z^{(0)}}{z} = \frac{z^{(0)2}}{z} + \frac{z^{(0)0}}{z}; \quad (10.42)$$

and the corresponding evolution equation for the mode functions follows from Eq. (10.31) and can be written as

$$f_k^{(0)} + k^2 \frac{z^{(0)}}{z} f_k = 0; \quad (10.43)$$

Recalling now the explicit expression of z , i.e.

$$z = \frac{a'^0}{H} = \frac{a'}{H}; \quad (10.44)$$

we will have that

$$\frac{z}{z} = H + \frac{H'}{H}; \quad (10.45)$$

But using Eq. (10.44), Eq. (10.42) can be expressed as

$$\frac{z^{(0)}}{z} = a^2 \frac{z}{z}^2 + H \frac{z}{z} + \frac{\partial}{\partial t} \frac{z}{z}; \quad (10.46)$$

Using Eq. (10.45) inside Eq. (10.46) we get an expression that is the scalar analog of Eq. (10.36):

$$\frac{z^{(0)}}{z} = a^2 H^2 (2 + 2\epsilon + 3\epsilon + \epsilon^2); \quad (10.47)$$

Notice that the explicit derivatives appearing in Eq. (10.46) lead to two kinds of terms. The terms of the first kind can be immediately written in terms of the slow-roll parameters. The second kind of terms involve three (time) derivatives either of the scalar field or of the Hubble parameter. In these two cases we can still say, from the definitions of ϵ and η , that

$$\frac{\partial^3}{\partial t^3} = H'^3 + H''^3; \quad H = -2HH'; \quad (10.48)$$

Again, using Eq. (10.35) inside Eq. (10.47) we do get

$$\frac{z^{(0)}}{z} = \frac{(2 + 2\epsilon + 3\epsilon + \epsilon^2)}{(1 - \epsilon)^2}; \quad (10.49)$$

implying that the relation of the Bessel index ν to the slow-roll parameters is now determined from [153, 154]

$$\nu^2 = \frac{1}{4} = \frac{2 + 2\epsilon + 3\epsilon + \epsilon^2}{(1 - \epsilon)^2}; \quad (10.50)$$

By solving Eq. (10.50) with respect to ν the following simple expression can be readily obtained:

$$\nu = \frac{3 + \epsilon + 2\epsilon^2}{2(1 - \epsilon)}; \quad (10.51)$$

Consequently, the solution of Eq. (10.43) will be, formally, the same as the one of the tensors (see Eq. (10.39)) but with a Bessel index \sim instead of \cdot :

$$\tilde{f}_k(\cdot) = \frac{N_P}{2k} H_k^{(1)}(\cdot); \quad N = \frac{r}{2} e^{i(2\sim+1)\pi/4}; \quad (10.52)$$

Of course, this formal analogy should not be misunderstood: the difference in the Bessel index will entail, necessarily, a different behaviour in the small argument limit of Hankel functions [153, 154] and, ultimately, slightly different spectra whose essential features will be the subject of the remaining part of the present section.

10.2.2 Tensor power spectra

The tensor power-spectrum, in a given model, is the Fourier transform of the two-point function. Consider, therefore, the two-point function of the tensor modes of the geometry computed in the operator formalism :

$$\langle h_{ij}^j(\mathbf{x}; \cdot) h_{ij}^i(\mathbf{y}; \cdot) \rangle = \frac{8\frac{v_P}{a^2}}{2} \langle h_{ij}^j(\mathbf{x}; \cdot) h_{ij}^i(\mathbf{y}; \cdot) \rangle; \quad (10.53)$$

By now evaluating the expectation value we obtain

$$\langle h_{ij}^j(\mathbf{x}; \cdot) h_{ij}^i(\mathbf{y}; \cdot) \rangle = \frac{8\frac{v_P}{a^2}}{2} \int \frac{d^3k}{(2\pi)^3} \tilde{f}_k(\cdot)^2 e^{i\mathbf{k} \cdot \mathbf{x}}; \quad (10.54)$$

By making explicit the phase-space integral in Eq. (10.54) we do get

$$\langle h_{ij}^j(\mathbf{x}; \cdot) h_{ij}^i(\mathbf{y}; \cdot) \rangle = \int d\ln k P_T(k) \frac{\sin kr}{kr}; \quad (10.55)$$

where $P_T(k)$ is the tensor power spectrum, i.e.

$$P_T(k) = \frac{4\frac{v_P}{a^2}}{2} k^3 \tilde{f}_k(\cdot)^2; \quad (10.56)$$

But from Eq. (10.39) we have that

$$\tilde{f}_k(\cdot)^2 = \frac{N_P}{2k} H^{(1)}(\cdot) H^{(2)}(\cdot) \cdot \frac{2}{4k} 2^2 (\cdot)^{1/2}; \quad (10.57)$$

The second equality in Eq. (10.57) follows from the small argument limit of Hankel functions [153, 154]:

$$H^{(1)}(\cdot) \cdot \frac{1}{2} (\cdot)^{-\frac{x}{2}}; \quad (10.58)$$

for $|x| \gg 1$. The physical rationale for the small argument limit is that we are considering modes whose wavelengths are larger than the Hubble radius, i.e. $|x| = k \ll 1$. Equation (10.56) gives then the super-Hubble tensor power spectrum, i.e. the spectrum valid for those modes whose wavelength is larger than the Hubble radius at the decoupling, i.e.

$$P_T(k) = \frac{1}{2} H^2 \frac{2^2}{3} 2^2 (\cdot)^{1/2} (1 - \frac{2}{3})^{-1} \frac{k}{aH}{}^{3/2}; \quad (10.59)$$

In Eq. (10.59), the term $(1 - \epsilon)^{-1}$ arises by eliminating ϵ in favour of $(aH)^{-1}$. There are now different (but equivalent) ways of expressing the result of Eq. (10.59). Recalling that $\bar{V}_P = \bar{M}_P^{-1}$ the spectrum (10.59) at horizon crossing (i.e. $k' = H a$) can be expressed as

$$P_T(k) = \frac{2^2}{3} \epsilon^2 (1 - \epsilon)^{-1} \frac{H^2}{\bar{M}_P^2} \Big|_{k'=aH} : \quad (10.60)$$

The subscript arising in Eq. (10.60) demands some simple explanations. The moment at which a given wavelength crosses the Hubble radius is defined as the time at which

$$\frac{k}{H} = \frac{k}{aH} \Big|_{k'=1} : \quad (10.61)$$

This condition is also called, somewhat improperly, horizon crossing. Note that the equalities in Eq. (10.61) simply follow from the relation between the cosmic and the conformal time coordinate (see, for instance, Eq. (2.44)).

As discussed in section 5, the slow-roll parameters are much smaller than one during inflation and become of order 1 as inflation ends. Now the typical scales relevant for CMB anisotropies crossed the Hubble radius the first time (see Figs. 16 and 17) about 60 e-folds before the end of inflation (see Eqs. 5.86 and (5.87) when the slow-roll parameters had to be, for consistency sufficiently smaller than 1. It is therefore legitimate to expand the Bessel indices in powers of the slow-roll parameters and, from Eq. (10.41), we get:

$$\nu \approx \frac{3}{2} + \epsilon + O(\epsilon^2); \quad (10.62)$$

Eq. (10.60) can be also written as

$$P_T(k) \approx \frac{2}{3} \epsilon^2 \frac{V}{\bar{M}_P^4} \Big|_{k'=aH} ; \quad (10.63)$$

where we used the slow-roll relation $3\bar{M}_P^2 H^2 \approx V$ (see Eqs. (5.69) and (5.70)). Finally, expressing \bar{M}_P in terms of M_P (see Eq. (5.54)),

$$P_T(k) \approx \frac{128}{3} \epsilon^2 \frac{V}{M_P^4} \Big|_{k'=aH} : \quad (10.64)$$

The tensor spectral index n_T is then defined as

$$P_T(k) \approx k^{n_T}; \quad n_T = \frac{d \ln P_T}{d \ln k} : \quad (10.65)$$

Taking now the spectrum in the parametrization of Eq. (10.64) we will have that, from Eq. (10.65),

$$n_T = \frac{V_{,\prime}}{V} \frac{\partial'}{\partial \ln k} : \quad (10.66)$$

But since $k = aH$, we will also have that

$$\frac{\partial \ln k}{\partial'} = \frac{1}{a} \frac{\partial a}{\partial'} + \frac{1}{H} \frac{\partial H}{\partial'} : \quad (10.67)$$

The right hand side of Eq. (10.67) can then be rearranged by using the definitions of the slow-roll parameter and it is

$$\frac{\partial \ln k}{\partial'} = \frac{V}{V_{,\prime}} \frac{1}{\bar{M}_P^2} : \quad (10.68)$$

Inserting Eq. (10.68) into Eq. (10.66) it is easy to obtain

$$n_T = \frac{V'}{V} \frac{2}{1} \frac{\overline{M}_P^2}{1}, \quad \frac{2}{1}, \quad 2 + O(\epsilon^2): \quad (10.69)$$

It should be stressed that different definitions for the slow-roll parameters and for the spectral indices exist in the literature. At the very end the results obtained with different sets of conventions must necessarily all agree. In the present discussion the conventions adopted are, for practical reasons, the same as the ones of the WMAP collaboration (see, for instance, [31, 32]).

10.2.3 Scalar power spectra

The scalar power spectrum is computed by considering the two-point function of the curvature perturbations on comoving orthogonal hypersurfaces. This choice is, to some extent, conventional and also dictated by practical reasons since the relation of the curvature perturbations R to the scalar normal mode q is rather simple, i.e. $zR = q$ (see Eqs. (10.26) and (10.28) as well as the algebra prior to Eq. (C.53) in Appendix C). Having said this, the scalar modes of the geometry can be parametrized in terms of the two-point function of any other gauge-invariant operator. Eventually, after the calculation, the spectrum of the curvature perturbations can be always obtained by means of, sometimes long, algebraic manipulations. In the operator formalism the quantity to be computed is

$$\langle 0 | \hat{\mathcal{R}}(\mathbf{x}; \tau) \hat{\mathcal{R}}(\mathbf{y}; \tau) | 0 \rangle = \int \frac{d^3k}{(2\pi)^3} P_R(k) \frac{\sin kr}{kr} \quad (10.70)$$

where

$$P_R(k) = \frac{k^3}{2^2 z^2} \langle \tilde{f}_k(\tau)^2 \rangle; \quad (10.71)$$

where, now, the mode functions $\tilde{f}_k(\tau)$ are the functions given in Eq. (10.52). By repeating exactly the same steps outlined in the tensor case, the scalar power spectrum can be written as

$$P_R(k) = \frac{2^{2\gamma-3}}{3} \frac{1}{z^2} (\gamma-1)^{2\gamma} \frac{k}{aH} \frac{H^2}{\epsilon} : \quad (10.72)$$

Recalling Eq. (10.51) and expanding in the limit $\gamma \rightarrow 1$ and $\epsilon \rightarrow 0$ we have that, in full analogy with Eq. (10.62),

$$\gamma \sim \frac{3 + \frac{1}{2}}{2(1 - \frac{1}{2})}, \quad \frac{3}{2} + 2\epsilon + O(\epsilon^2): \quad (10.73)$$

By comparing Eqs. (10.62) with (10.73) it appears clearly that the difference between γ and $\gamma \sim$ arises as a first-order correction that depends upon (both) ϵ and $\frac{1}{z}$. Equation (10.72) can then be written in various (equivalent) forms, like, for instance, evaluating the expression at horizon crossing and taking into account that $\gamma \sim$, to lowest order is $3/2$. The result is:

$$P_R(k) = \frac{1}{2^2} \frac{H^2}{\epsilon} \frac{1}{k' aH} : \quad (10.74)$$

Since, from the slow-roll equations,

$$\epsilon^2 = \frac{V'}{9H^2}; \quad \frac{1}{2^2} \frac{H^4}{\epsilon^2} = \frac{1}{12^2} \frac{V}{M_P^2} : \quad (10.75)$$

Hence, Eq. (10.74) becomes

$$P_R(k) = \frac{8}{3M_P^4} \frac{V}{k^2 aH} ; \quad (10.76)$$

where we used Eq. (10.75) into Eq. (10.74) and we recalled that $\overline{M_P^2} = M_P^2 = (8\pi^2/3)$. The scalar spectral index is now defined as

$$P_R(k) \propto k^{n_s-1}; \quad n_s - 1 = \frac{d \ln P_R}{d \ln k} \quad (10.77)$$

It should be stressed that, again, the definition of the spectral index is conventional and, in particular, it appears that while in the scalar case the exponent of the wave-number has been parametrized as $n_s - 1$, in the tensor case, the analog quantity has been parametrized as n_T . Using the parametrization of the power spectrum given in Eq. (10.76) and recalling Eq. (10.68), Eq. (10.77) implies that

$$n_s - 1 = \frac{\dot{H}}{H} \frac{1}{1} - \frac{\dot{V}}{V} - \frac{\dot{a}}{a} : \quad (10.78)$$

Since

$$\frac{\dot{a}}{a} = 2 \frac{\dot{V}}{V} - 2 \frac{\dot{V}}{V} ; \quad \frac{\dot{H}}{H} = \frac{\dot{V}}{3H^2} ; \quad (10.79)$$

Eq. (10.78) implies that

$$n_s = 1 + 6 \frac{\dot{H}}{H} : \quad (10.80)$$

Equation (10.80) is the standard result for the scalar spectral index arising in single field inflationary models.

10.2.4 Consistency relation

Therefore, we will have, in summary,

$$P_T = \frac{128}{3} \frac{V}{M_P^4 k^2 aH} ; \quad P_R = \frac{8}{3} \frac{V}{M_P^4 k^2 aH} ; \quad (10.81)$$

with

$$n_T = 2 ; \quad n_s = 1 + 6 \frac{\dot{H}}{H} : \quad (10.82)$$

For applications the ratio between the tensor and the scalar spectrum is also defined as

$$r = \frac{P_T}{P_R} : \quad (10.83)$$

Using Eq. (10.81) into Eq. (10.83) we obtain

$$r = 16 = 8n_s \quad (10.84)$$

which is also known as consistency condition. Again, as previously remarked, the conventions underlying Eq. (10.84) are the same ones adopted from the WMAP collaboration [31, 32].

The scalar and tensor power spectra computed here represent the (single field) inflationary result for the CMB initial conditions. This exercise shows that the quantum-mechanically normalized inflationary perturbations lead, prior to decoupling, to a single adiabatic mode. Few final comments are in order:

while the situation is rather simple when only one scalar degree of freedom is present, more complicated systems can be easily imagined when more than one scalar is present in the game;

if many scalar fields are simultaneously present, the evolution of curvature perturbations may be more complex.

The approximate conservation of curvature perturbations for typical wavelengths larger than the Hubble radius holds, strictly speaking, only in the case of single field inflationary models. It is therefore the opinion of the author that the approach of setting "early" initial conditions (i.e. during inflation) should always be complemented and corroborated with a model-independent treatment of the "late" initial conditions. In this way we will not only understand which is the simplest model fitting the data but also, hopefully, the correct one.

A The concept of distance in cosmology

In cosmology there are different concepts of distance. Galaxies emit electromagnetic radiation. Therefore we can ask what is the distance light travelled from the observed galaxy to the receiver (that we may take, for instance, located at the origin of the coordinate system). But we could also ask what was the actual distance of the galaxy at the time the signal was emitted. Or we can ask the distance of the galaxy now. Furthermore, distances in FRW models depend upon the matter content. If we would know precisely the matter content we would also know accurately the distance. However, in practice, the distance of an object is used to infer a likely value of the cosmological parameters. Different distance concepts can therefore be introduced such as:

the proper coordinate distance;

the redshift;

the distance measure;

the angular diameter distance;

the luminosity distance.

In what follows these different concepts will be swiftly introduced and physically motivated.

A.1 The proper coordinate distance

The first idea coming to mind to define a distance is to look at a radial part of the FRW line element and define the coordinate distance to r_e as

$$s(r_e) = a(t) \int_0^{r_e} \frac{dr}{\sqrt{1 - kr^2}}; \quad (\text{A.1})$$

where, conventionally, the origin of the coordinate system coincides with the position of the observer located while r_e defines the position of the emitter. Since k can be either positive, or negative or even zero, the integral at the right hand side of Eq. (A.1) will change accordingly so that we will have:

$$\begin{aligned} s(r_e) &= a(t)r_e; & k &= 0; \\ s(r_e) &= \frac{a(t)}{k} \arcsin \left[\sqrt{k} r_e \right]; & k &> 0; \\ s(r_e) &= \frac{a(t)}{k} \operatorname{arcsinh} \left[\sqrt{-k} r_e \right]; & k &< 0; \end{aligned} \quad (\text{A.2})$$

The only problem with the definition of Eq. (A.1) is that it involves geometrical quantities that are not directly accessible through observations. A directly observable quantity, at least in principle, is the redshift and, therefore it will be important to substantiate the dependence of the distance upon the redshift and this will lead to complementary (and commonly used) definitions of distance.

Before plunging into the discussion a lexical remark is in order. It should be clarified that the distance r_e is fixed and it is an example of comoving coordinate system. On the contrary, the distance

$s(r_e) = a(t)r_e$ (we consider, for simplicity, the spatially flat case) is called physical distance since it gets stretched as the scale factor expands. It is a matter of convenience to use either comoving or physical systems of units. For instance, in the treatment of the inhomogeneities, it is practical to use comoving wavelengths and wave-numbers. In different situations physical frequencies are more appropriate. It is clear that physical distances make sense at a given moment in the life of the Universe. For instance, the Hubble radius at the electroweak epoch will be of the order of the cm. The same quantity, evaluated today, will be much larger (and of the order of the astronomical unit, i.e. 10^{13} cm) since the Universe expanded a lot between a temperature of 100 GeV and the present temperature (of the order of 10^{-13} GeV). In contrast, comoving distances are the same at any time in the life of the Universe. A possible convention (which is, though, not strictly necessary) is to normalize to 1 the present value of the scale factor so that, today, physical and comoving distances would coincide.

A.2 The redshift

Suppose that a galaxy or a cloud of gas emits electromagnetic radiation of a given wavelength λ_e . The wavelength received by the observer will be denoted by λ_r . If the Universe would not be expanding we would simply have that $\lambda_e = \lambda_r$. However since the Universe expands (i.e. $\dot{a} > 0$), the observed wavelength will be more red (i.e. redshifted) in comparison with the emitted frequency, i.e.

$$\lambda_r = \frac{a(t_r)}{a(t_e)} \lambda_e; \quad 1 + z = \frac{a_r}{a_e} \quad (\text{A.3})$$

where z is the redshift. If the wavelength of the emitted radiation would be precisely known (for instance a known emission line of the hydrogen atom or of some other molecule or chemical compound) the amount of expansion (i.e. the redshift) between the emission and the observation could be accurately determined. Equation (A.3) can be directly justified from the FRW line element. Light rays follow null geodesics, i.e. $ds^2 = 0$ in Eq. (2.2). Suppose then that a signal is emitted at the time t_e (at a radial position r_e) and received at the time t_r (at a radial position $r_r = 0$). Then from Eq. (2.2) with $ds^2 = 0$ we will have³⁸

$$\int_{t_e}^{t_r} \frac{dt}{a(t)} = \int_0^{r_e} \frac{dr}{\sqrt{1 - kr^2}} \quad (\text{A.4})$$

Suppose then that a second signal is emitted at a time $t_e + \tau_e$ and received at a time $t_r + \tau_r$. It will take a time $\tau_r = r/c$ to receive the signal and a time $\tau_e = r_e/c$ to emit the signal:

$$\int_{t_e + \tau_e}^{t_r + \tau_r} \frac{dt}{a(t)} = \int_0^{r_e} \frac{dr}{\sqrt{1 - kr^2}} \quad (\text{A.5})$$

By subtracting Eqs. (A.4) and (A.5) and by rearranging the limits of integration we do get:

$$\int_{t_e}^{t_e + \tau_e} \frac{dt}{a(t)} = \int_{t_r}^{t_r + \tau_r} \frac{dt}{a(t)}; \quad (\text{A.6})$$

implying

$$\frac{\tau_r}{t_r} = \frac{r}{a(t_r)} = \frac{a(t_e)}{a(t_r)} = \frac{1}{1+z} \quad (\text{A.7})$$

As far as the conventions are concerned we will remark that often (even if not always) the emission time will be generically denoted by t while the observation time will be the present time t_0 . Thus with this convention $1 + z = a_0/a(t)$.

³⁸The position of the emitter is fixed in the comoving coordinate system.

Let us then suppose (incorrectly, as we shall see in a moment) that $t_r = t_e + r_e$. Then, recalling the definition of the Hubble parameter evaluated at $t_r = t_0$, i.e. $H_r = H_0 = a_e/a_r$ we have:

$$r_e = \frac{a(t_r)}{a(t_e)}, \quad e[1 + H_0 r_e]; \quad (\text{A } 8)$$

where the second equality in Eq. (A 8) follows by expanding in Taylor series around t_r and by assuming $H_0 r_e < 1$. Recalling the definition of Eqs. (A 3) and (A 7) we obtain an approximate form of the Hubble law, i.e.

$$H_0 r_e \approx z; \quad z = \frac{r_e}{r} \quad (\text{A } 9)$$

This form of the Hubble law is approximate since it holds for small redshifts, i.e. $z < 1$. Indeed the assumption that $t_r \approx t_e + r_e$ is not strictly correct since it would imply, for a flat Universe, that the scale factor is approximately constant. To improve the situation it is natural to expand systematically the scale factor and the redshift. Using such a strategy we will have that:

$$\begin{aligned} \frac{a(t)}{a_0} &= 1 + H_0(t - t_0) - \frac{q_0}{2} H_0^2 (t - t_0)^2 + \dots \\ \frac{a_0}{a(t)} &= 1 - H_0(t - t_0) + \frac{q_0}{2} + \frac{1}{2} H_0^2 (t - t_0)^2 + \dots \end{aligned} \quad (\text{A } 10)$$

where q_0 is the deceleration parameter introduced in Eq. (2.39). From the definition of redshift (see Eq. (A 3)) it is easy to obtain that

$$z = H_0(t_0 - t) + \frac{q_0}{2} + \frac{1}{2} H_0^2 (t_0 - t)^2; \quad (\text{A } 11)$$

i.e.

$$(t_0 - t) = \frac{1}{H_0} z - \frac{q_0}{2} + \frac{1}{2} z^2; \quad (\text{A } 12)$$

Using then Eq. (A 10) to express the integrand appearing at the left hand side of Eq. (A 4) we obtain, in the limit $|kr_e| < 1$,

$$r_e = \int_{t_0}^{t_0 + r_e} \frac{dt}{a(t)} = \frac{1}{H_0 a_0} z - \frac{1}{2} (q_0 + 1) z^2; \quad (\text{A } 13)$$

where, after performing the integral over t^0 , Eq. (A 12) has been used to eliminate t in favour of z . Notice that while the leading result reproduces the one previously obtained in Eq. (A 9), the correction involves the deceleration parameter.

A.3 The distance measure

As we saw in the previous subsection the term distance in cosmology can have different meanings. Not all the distances we can imagine can be actually measured. A meaningful question can be, for instance, the following: we see an object at a given redshift z ; how far is the object we see at redshift z ? Consider, again, Eq. (A 4) where, now the integrand at the left hand side, can be expressed as

$$\frac{dt}{a} = \frac{da}{H a^2} = \frac{1}{a_0 H(z)} dz; \quad (\text{A } 14)$$

From Eq. (2.32), $H(z)$ can be expressed as

$$H(z) = H_0 \sqrt{\Omega_0 (1+z)^3 + \Omega_0 + \Omega_k (1+z)^2}; \quad (\text{A } 15)$$

where

$$m_0 + \Omega_0 + \Omega_k = 1; \quad \Omega_k = \frac{k}{a_0^2 H_0^2}; \quad (\text{A } 16)$$

In Eq. (A 16), Ω_k accounts for the curvature contribution to the total density. This parametrization may be confusing but will be adopted to match the existing notations in the literature. Notice that if $k > 0$ then $\Omega_k < 0$ and vice-versa. Defining now the integral³⁹

$$D_0(z) = \int_0^z \frac{dx}{\sqrt{m_0(1+x)^3 + \Omega_0 + \Omega_k(1+x)^2}}; \quad (\text{A } 17)$$

we have, from Eq. (A 4), that

$$\begin{aligned} r_e(z) &= \frac{D_0(z)}{a_0 H_0}; \quad k = 0; \\ r_e(z) &= \frac{1}{a_0 H_0} \frac{1}{\sqrt{\Omega_k}} \sin \left[\sqrt{\Omega_k} D_0(z) \right]; \quad k > 0; \\ r_e(z) &= \frac{1}{a_0 H_0} \frac{1}{\sqrt{\Omega_k}} \sinh \left[\sqrt{\Omega_k} D_0(z) \right]; \quad k < 0; \end{aligned} \quad (\text{A } 18)$$

The quantity $r_e(z)$ of Eq. (A 18) is also called, sometimes, distance measure and it is denoted by $d_M(z)$. In the limit $\sqrt{\Omega_k} r_e^2 \ll 1$ the open and closed expressions reproduce the flat case $k = 0$.

Some specific examples will now be given. Consider first the case $m_0 = 1$, $\Omega_0 = 0$ and $\Omega_k = 0$ (i.e. flat, matter-dominated Universe). In such a case Eq. (A 18) gives

$$r_e(z) = \frac{1}{a_0 H_0} \left(1 - \frac{1}{z+1} \right) = \frac{1}{a_0 H_0} z \frac{3}{4} z^2; \quad (\text{A } 19)$$

where the second equality has been obtained by expanding the exact result for $z \ll 1$. Notice that the second equality of Eq. (A 19) reproduces Eq. (A 13) since, for a flat matter-dominated Universe, $q_0 = 1/2$. The other example we wish to recall is the one where $\Omega_k = 1$, $m_0 = 0$, and $\Omega_0 = 0$ (i.e. open Universe dominated by the spatial curvature). In this case Eqs. (A 17) and (A 18) give, respectively,

$$D_0(z) = \ln(z+1); \quad r_e(z) = \frac{1}{2a_0 H_0} (z+1) - \frac{1}{z+1}; \quad (\text{A } 20)$$

The considerations developed so far suggest the following chain of observations:

in cosmology the distance measure to redshift z depend upon the cosmological parameters;

while for $z < 1$, $\frac{1}{a_0 H_0} \propto z$, as soon as $z \propto 1$ quadratic and cubic terms start contributing to the distance measure;

in particular quadratic terms contain the deceleration parameter and are thus sensitive to the total matter content of the Universe.

³⁹ It should be borne in mind that the inclusion of the radiation term (scaling, inside the squared root of the integrand, as $\Omega_R(1+x)^4$) is unimportant for moderate redshifts (i.e. up to $z \propto 20$). For even larger redshifts (i.e. of the order of z_{eq} or z_{dec}) the proper inclusion of the radiation contribution is clearly mandatory. See Eqs. (2.64) and (2.90) for the derivation of z_{eq} and z_{dec} . See also the applications at the end of this Appendix (in particular, Eqs. (A 34), (A 35) and (A 36)).

If we would be able to scrutinize objects at high redshifts we may be able to get important clues not only on the expansion rate of the present Universe (i.e. H_0) but also on its present acceleration (i.e. $q_0 < 0$) or deceleration (i.e. $q_0 > 0$). This type of reasoning is the main rationale for the intensive study of type Ia supernovae. It has indeed been observed that type Ia supernovae are dimmer than expected. This experimental study suggests that the present Universe is accelerating rather than decelerating, i.e. $q_0 < 0$ rather than $q_0 > 0$. Since

$$q_0 = \frac{a_0 \ddot{a}_0}{\dot{a}_0^2} = \frac{M_0}{2} + (1 + 3w) \quad ; \quad (A.21)$$

where the dark-energy contribution as $p = w$ with $w \neq -1$. So, to summarize, suppose we know an object of given redshift z . Then we also know precisely the matter content of the Universe. With these informations we can compute what is the distance to redshift z by computing $r_e(z)$. The distance measure of Eq. (A.18) depends both on the redshift and on the precise value of the cosmological parameters. But cosmological parameters are, in some sense, exactly what we would like to measure. Astronomers, therefore, are interested in introducing more operational notions of distance like the angular diameter distance and the luminosity distance.

A.4 Angular diameter distance

Suppose to be in Euclidian (non-expanding) geometry. Then we do know that the arc of a curve s is related to the diameter d as $s = d\#$ where $\#$ is the angle subtended by s . Of course this is true in the situation where $\# < 1$. Suppose that s is known, somehow. Then $d = s/\#$ can be determined by determining $\#$, i.e. the angular size of the object. In FRW spacetimes the angular diameter distance can be defined from the angular part of the line element. Since $ds_\#^2 = a^2(t)r^2 d\#^2$, the angular diameter distance to redshift z will be

$$D_A(z) = \frac{s_\#}{\#} = a(t)r_e = \frac{a_0 r_e(z)}{1+z} ; \quad (A.22)$$

where $r_e(z)$ is exactly the one given, in the different cases, by Eq. (A.18). The quantity introduced in Eq. (A.22) is the physical angular diameter distance. We can also introduce the comoving angular diameter distance $\overline{D}_A(z)$:

$$D_A = a(t)\overline{D}_A = \frac{a_0}{1+z}\overline{D}_A \quad (A.23)$$

which implies that the comoving angular diameter distance coincides with the distance measure defined in Eq. (A.18).

To determine the angular diameter distance we need, in practice, a set of standard rulers, i.e. objects that have the same size for different redshifts. Then the observed angular sizes will give us the physical angular diameter distance. Using the results of Eqs. (A.19) and (A.20) into Eq. (A.22) we obtain, respectively, that

$$D_A(z) = \frac{1}{H_0} \frac{1}{(z+1)^{3-2p}} ; \quad (A.24)$$

$$D_A(z) = \frac{1}{2H_0} \frac{1}{(z+1)^2} ; \quad (A.25)$$

where Eq. (A.24) applies in the case of a matter-dominated Universe and Eq. (A.25) applies in the

case of an open Universe dominated by the spatial curvature⁴⁰ It is interesting to notice that the angular diameter distance in a (at) matter-dominated Universe decreases for $z > 1$: objects that are further away appear larger in the sky. In such a case D_A given by Eq. (A 24) has a maximum and then decreases.

A.5 Luminosity distance

Suppose to be in Euclidian (transparent) space. Then, if the absolute luminosity (i.e. radiated energy per unit time) of an object at distance D_L is L_{abs} , the apparent luminosity L_{app} will be

$$L_{app} = \frac{L_{abs}}{4 D_L^2}; \quad D_L = \sqrt{\frac{L_{abs}}{4 L_{app}}}; \quad (A 26)$$

If the observer is located at a position r_e from the source, the detected photons will be spread over an area $A = 4 a_0^2 r_e^2$. Thus, from the emission time t_e to the observation time t_0 we will have that the energy density of radiation evolves as:

$$\rho(t_0) = \rho(t_e) \frac{a_e^4}{a_0^4}; \quad \frac{a_e}{a_0} = (1+z)^{-1}; \quad (A 27)$$

But now,

$$L_{abs} / 4 D_L^2; \quad L_{app} / 4 a_0^2 r_e^2; \quad (A 28)$$

Thus the luminosity distance as a function of the redshift becomes:

$$D_L(z) = (1+z) a_0 r_e(z); \quad (A 29)$$

By comparing Eq. (A 22) to Eq. (A 29) we also have that

$$D_A(z) = \frac{D_L(z)}{(1+z)^2}; \quad (A 30)$$

To give two examples consider, as usual, the cases of a (at) matter-dominated Universe and the case of an open (curvature-dominated) Universe. In these two cases, Eq. (A 29) in combination with Eqs. (A 19) and (A 20) leads to

$$D_L(z) = \frac{1}{H_0} \frac{1}{z+1} \left[\frac{1}{z+1} - 1 \right]; \quad D_L(z) = \frac{1}{2H_0} [(z+1)^2 - 1]; \quad (A 31)$$

As in the case of the angular diameter distance there it is mandatory to have a set of standard rulers, in the case of the luminosity distance there is the need of a set of standard candles, i.e. a set of objects that are known to have all the same absolute luminosity L_{abs} . Then by measuring the apparent luminosity L_{app} the luminosity distance can be obtained at a given redshift. The observed $D_L(z)$ can then be compared with various theoretical models and precious informations on the underlying cosmological parameters can be obtained.

⁴⁰ It is clear that, in this case, from Eqs. (2.32) and (2.33) the scale factor expands linearly. In fact, suppose to take Eqs. (2.32) and (2.33) in the limit $\epsilon = 0$ and $p = 0$. In this case the spatial curvature must be negative for consistency with Eq. (2.32) where the right hand side is positive semi-definite. By summing up Eqs. (2.32) and (2.33) we get to the condition $H^2 + \dot{H} = 0$, i.e. $a = 0$ which means $a(t) = t$. In this case, by definition, the deceleration parameter introduced in Eq. (2.39) vanishes.

A.6 Horizon distances

In the discussion of the kinematical features of FRW models, a key rôle is played by the concept of event horizon and of particle horizon.

The physical distance of the event horizon is defined as

$$d_e = a(t) \int_t^{t_{\max}} \frac{dt^0}{a(t^0)} : \quad (\text{A.32})$$

The quantity defined in Eq. (A.32) measures the maximal distance over which we can admit, even in the future, a causal connection. If $d_e(t)$ is finite in the limit $t_{\max} \rightarrow 1$ (for finite t) we can conclude that the event horizon exists. In the opposite case, i.e. $d_e(t) \rightarrow 1$ for $t_{\max} \rightarrow 1$ the event horizon does not exist.

The physical distance of the particle horizon is defined as

$$d_p(t) = a(t) \int_{t_{\min}}^t \frac{dt^0}{a(t^0)} : \quad (\text{A.33})$$

Equation (A.33) measures the extension of the regions admitting a causal connection at time t . If the integral converges in the limit $t_{\min} \rightarrow 0$ we say that there exists a particle horizon.

A.7 Few simple applications

In CMB studies it is often useful to compute the (comoving) angular diameter distance to decoupling or to equality (see Eq. (A.23) for a definition of the comoving angular diameter distance). As already discussed, the (comoving) angular diameter distance coincides with the distance measure. So suppose, for instance, to be interested in the model where $\Omega_{M0} = 1$. In this case we have to compute

$$\overline{D}_A(z) = \frac{D_A(z)}{a(t)} = \frac{a_0 r_e(z)}{a(1+z)} = r_e(z); \quad (\text{A.34})$$

where the last equality follows from the definition of redshift and where \overline{D}_A denotes the (comoving) angular diameter distance. If $\Omega_{M0} = 1$, the comoving angular diameter distance to decoupling and to equality is given, respectively, by:

$$\begin{aligned} \overline{D}_A(z_{\text{dec}}) &= \frac{2}{H_0} \left(1 - \frac{1}{1+z_{\text{dec}}} \right), \quad \frac{1.939}{H_0}; \\ \overline{D}_A(z_{\text{eq}}) &= \frac{2}{H_0} \left(1 - \frac{1}{1+z_{\text{eq}}} \right), \quad \frac{2}{H_0}; \end{aligned} \quad (\text{A.35})$$

where we assumed that the Universe was always matter-dominated from equality onwards (which is not an extremely good approximation since radiation may modify a bit the estimate). The comoving angular diameter distance enters crucially in the determination of the multipole number on the last scattering sphere. Suppose indeed to be interested in the following questions:

what is the multipole number corresponding to a wavelength comparable with the Hubble radius at decoupling (or at equality)?

what is the angle subtended by such a wavelength?

Before answering these questions let us just remark that when the spatial curvature vanishes (and when $\Omega_M + \Omega_0 = 1$) the comoving angular diameter distance must be computed numerically but a useful approximate expression is

$$\overline{D}_A(z_{\text{dec}}) = \frac{2}{\Omega_M^{0.4}} H_0^{-1}; \quad (\text{A } 36)$$

When the (comoving) wave-number k_{dec} is comparable with the Hubble radius, the following chain of equalities holds:

$$k_{\text{dec}} = H_{\text{dec}} = a_{\text{dec}} H_{\text{dec}} = \frac{1}{\Omega_M H_0} \frac{1}{1+z_{\text{dec}}}; \quad (\text{A } 37)$$

where the second equality follows by assuming that the Hubble radius at decoupling is (predominantly) determined by the matter contribution, i.e.

$$H_{\text{dec}}^2 \approx \frac{8}{3} \Omega_M = H_0^2 \Omega_M (1+z_{\text{dec}})^3; \quad (\text{A } 38)$$

The corresponding multipole number on the last scattering sphere will then be given by

$$\ell_{\text{dec}} = k_{\text{dec}} \overline{D}_A(z_{\text{dec}}) = \frac{1}{\Omega_M^{0.1}} \approx 663 \Omega_M^{0.1}; \quad (\text{A } 39)$$

where $z_{\text{dec}} \approx 1100$. The angle subtended by ℓ_{dec} will then be

$$\theta_{\text{dec}} = \frac{180^\circ}{\ell_{\text{dec}}} = 2.7^\circ \Omega_M^{0.1}; \quad (\text{A } 40)$$

Following analogous steps, it is possible to show that

$$k_{\text{eq}} = \frac{h_0^2 \Omega_M}{14 \text{ Mpc}}; \quad \ell_{\text{eq}} = k_{\text{eq}} \overline{D}_A(z_{\text{eq}}) = 430 h_0 \Omega_M^{0.6}; \quad (\text{A } 41)$$

B Kinetic description of hot plasma

B.1 Generalities on thermodynamic systems

In thermodynamics we distinguish, usually, intensive variables (like the pressure and the temperature) which do not depend upon the total matter content of the system and extensive variables (like internal energy, volume, entropy, number of particles). The first principle of thermodynamics tells us that

$$dE = T dS - p dV + \mu dN; \quad (\text{B } 1)$$

where S is the entropy, p is the pressure, V is the volume, μ is the chemical potential, N the number of particles and E the internal energy. From Eq. (B.1) it can be easily deduced that

$$T = \left(\frac{\partial E}{\partial S} \right)_{V,N}; \quad p = - \left(\frac{\partial E}{\partial V} \right)_{S,N}; \quad \mu = \left(\frac{\partial E}{\partial N} \right)_{V,S}; \quad (\text{B } 2)$$

where the subscripts indicate that each partial derivation is done by holding fixed the remaining two variables. Suppose now that the system is described only by an appropriate set of extensive variables. In this situation we can think that, for instance, the internal energy is a function of the remaining

extensive variables, i.e. $E = E(S; V; N)$. Let us then perform a scale transformation of all the variables, i.e.

$$E \rightarrow \lambda E; \quad S \rightarrow \lambda S; \quad V \rightarrow \lambda V; \quad N \rightarrow \lambda N : \quad (B.3)$$

We will have, consequently, that $E = E(S; V; N)$. By taking the derivative of the latter relation with respect to λ and by then fixing $\lambda = 1$ we do get the following relation:

$$E = \left(\frac{\partial E}{\partial S} \right)_{V,N} S + \left(\frac{\partial E}{\partial V} \right)_{S,N} V + \left(\frac{\partial E}{\partial N} \right)_{V,S} N : \quad (B.4)$$

Using now Eqs. (B.2) into Eq. (B.4) we do get the following important relation called, sometimes, fundamental relation of thermodynamics:

$$E = TS - pV + \mu N : \quad (B.5)$$

If the system is formed by different particle species, a chemical potential for each species is introduced and, consequently, $\mu = \sum_i \mu_i N_i$. Equation (B.5) tells us that if the chemical potential vanishes (as in the case of a gas of photons) the entropy will be simply given by $S = (E + pV)/T$. In statistical mechanics it is sometimes useful to introduce different potentials such as the free energy F , the Gibbs free energy G and the so-called thermodynamic potential :

$$F = E - TS; \quad G = F + pV; \quad \Omega = F - \mu N : \quad (B.6)$$

The free energies F and G or the thermodynamic potential allow to reduce the number of extensive variables employed for the description of a given system in favour of one or more intensive variables⁴¹. So the description provided via the potentials is always semi-extensive in the sense that it includes always one or more intensive variables. Notice, for instance, that $(T; V; \mu)$ and that, using Eqs. (B.6) and (B.1)

$$d\Omega = -pdV - SdT - Nd\mu : \quad (B.7)$$

Equation (B.7) implies that $\Omega = \Omega(V; T; \mu)$ and

$$S = - \left(\frac{\partial \Omega}{\partial T} \right)_{V, \mu}; \quad p = - \left(\frac{\partial \Omega}{\partial V} \right)_{T, \mu}; \quad N = - \left(\frac{\partial \Omega}{\partial \mu} \right)_{T, V} : \quad (B.8)$$

In the case of a gas of photons $\mu = 0$, and $\Omega = F$. This implies, using Eq. (B.6) and (B.1) that $dF = (dN - pdV - SdT)$. Hence, the condition of equilibrium of a photon gas is given by

$$\left(\frac{\partial F}{\partial N} \right)_{V, T} = 0 : \quad (B.9)$$

For a boson gas and for a fermion gas we have that Ω can be written, respectively, as

$$\Omega_B = \sum_{\mathbf{k}} \Omega_B^{\mathbf{k}}; \quad \Omega_F = \sum_{\mathbf{k}} \Omega_F^{\mathbf{k}}; \quad (B.10)$$

$$\Omega_B^{\mathbf{k}} = T \ln \left(1 - e^{-\frac{E_{\mathbf{k}}}{T}} \right); \quad (B.11)$$

$$\Omega_F^{\mathbf{k}} = T \ln \left(1 + e^{-\frac{E_{\mathbf{k}}}{T}} \right) : \quad (B.12)$$

⁴¹To avoid ambiguities in the notations we did not mention the enthalpy, customarily dened as $H = E + pV$ (this nomenclature may clash with the notation employed for the Hubble parameter H). Note, however, that the enthalpy density is exactly what appears in the second of the Friedmann-Lemaître equations (see Eq. 2.33)).

Recalling that the Bose-Einstein and Fermi-Dirac occupation numbers are defined as

$$N^B = \sum_k \bar{n}_k^B; \quad N^F = \sum_k \bar{n}_k^F; \quad (\text{B.13})$$

the third relation reported in Eq. (B.8) allows to determine \bar{n}_k^B and \bar{n}_k^F :

$$\bar{n}_k^B = \frac{\partial}{\partial \epsilon_k} \ln Z^B = \frac{1}{e^{(\epsilon_k - \mu)/T} + 1}; \quad (\text{B.14})$$

$$\bar{n}_k^F = \frac{\partial}{\partial \epsilon_k} \ln Z^F = \frac{1}{e^{(\epsilon_k - \mu)/T} + 1}; \quad (\text{B.15})$$

B.2 Fermions and bosons

To determine the concentration, the energy density, the pressure and the entropy we can now follow two complementary procedures. For instance the entropy and the pressure can be deduced from Eq. (B.8). Then Eq. (B.5) allows to determine the internal energy E . It is also possible to write the energy density, the pressure and the concentration in terms of the occupation numbers:

$$n^{B=F} = \frac{g}{(2\pi)^3} \int d^3k \bar{n}_k^{B=F}; \quad (\text{B.16})$$

$$\epsilon^{B=F} = \frac{g}{(2\pi)^3} \int d^3k \epsilon_k \bar{n}_k^{B=F}; \quad (\text{B.17})$$

$$p^{B=F} = \frac{g}{(2\pi)^3} \int d^3k \frac{\mathbf{k} \cdot \mathbf{j}}{3\epsilon_k} \bar{n}_k^{B=F}; \quad (\text{B.18})$$

where g denotes the effective number of relativistic degrees of freedom and where the superscripts indicate that each relation holds, independently for the Bose-Einstein or Fermi-Dirac occupation number. Then, Eq. (B.5) can be used to determine the entropy or the entropy density.

Consider, for instance, the ultra-relativistic case when the temperature is much larger than the masses and than the chemical potential:

$$T \gg m; \quad T \gg |\mu|; \quad \epsilon_k = \sqrt{k^2 + m^2}, \quad k: \quad (\text{B.19})$$

In this case we will have that

$$n^B = \frac{(3)}{2} g T^3; \quad n^F = \frac{3}{4} n^B; \quad (\text{B.20})$$

$$\epsilon^B = \frac{2}{30} g T^4; \quad \epsilon^F = \frac{7}{8} \epsilon^B; \quad (\text{B.21})$$

$$p^B = \frac{2}{90} g T^4; \quad p^F = \frac{7}{8} p^B; \quad (\text{B.22})$$

From Eq. (B.5) the entropy density will then be swiftly determined as

$$s^B = \frac{2}{45} g T^3; \quad s^F = \frac{7}{8} s^B \quad (\text{B.23})$$

To perform the integrations implied by the above results it is useful to recall that

$$I_B = \int_0^\infty \frac{x^3 dx}{e^x - 1} = \frac{4}{15}; \quad I_F = \int_0^\infty \frac{x^3 dx}{e^x + 1} = \frac{7}{8} I_B = \frac{7}{120}; \quad (\text{B.24})$$

Notice that the value of I_F can be swiftly determined once the value of I_B is known. In fact

$$I_F - I_B = \frac{1}{2} \int_0^1 \frac{x^3 dx}{e^{2x} - 1} = \frac{1}{8} I_B; \quad (B.25)$$

where the second equality follows by changing the integration variable from x to $y = 2x$. Furthermore, the following pair of integrals is useful to obtain the explicit expressions for the concentrations:

$$\int_0^1 \frac{x^{s-1} dx}{e^{ax} - 1} = \frac{1}{a^s} \Gamma(s) \zeta(s); \quad \int_0^1 \frac{x^{s-1} dx}{e^{ax} + 1} = \frac{1}{a^s} \Gamma(s) (1 - 2^{1-s}) \zeta(s); \quad (B.26)$$

where $\Gamma(s)$ is the Euler Gamma function and $\zeta(s)$ is the Riemann zeta function (recall $\zeta(3) = 1.20206$).

As an example of the first procedure described consider the calculation of the entropy density of a boson gas directly from the first relation of Eq. (B.8):

$$S^B = \frac{gV}{2\pi^2} I_B \int_0^1 x^2 dx \ln [1 - e^{-x}] = \frac{2gV}{45\pi^2} T^3; \quad (B.27)$$

where the second integral can be evaluated by parts and where the sum has been transformed into an integral according to

$$\sum_k \rightarrow \frac{g}{(2\pi)^3} V \int d^3k; \quad (B.28)$$

The result of Eq. (B.27) clearly coincides with the one of Eq. (B.23) recalling that, by definition, $s^B = S^B/V$. In similar terms, the wanted thermodynamic variables can be obtained directly from the thermodynamic potentials.

In the ultra-relativistic limit the boson and fermion gases have a radiative equation of state, i.e.

$$p^B = \frac{1}{3} \epsilon^B; \quad p^F = \frac{1}{3} \epsilon^F; \quad (B.29)$$

In the non-relativistic limit the equation of state is instead $p = 0$ both for bosons and fermions. In fact, in the non-relativistic limit,

$$\epsilon_k \approx \epsilon_0 + \frac{p}{2m} \quad \text{for } T \gg T_F; \quad \epsilon_k = \frac{p^2}{2m} + m, \quad \text{for } T \ll T_F; \quad (B.30)$$

Then, in this limit

$$\bar{n}_k^{B=F} = \bar{n}_k = e^{-(\epsilon_k - \mu)/T}; \quad (B.31)$$

Then, from the definitions (B.16), (B.17) and (B.18) it can be easily obtained, after Gaussian integration

$$n = \frac{g}{(2\pi)^{3/2}} (mT)^{3/2} e^{(\mu - m)/T};$$

$$p = mn; \quad p = nT = \frac{T}{m}; \quad (B.32)$$

which shows that, indeed $p = 0$ in the non-relativistic limit. Note that to derive Eq. (B.32) the well known result

$$I(\epsilon) = \int_0^1 dk e^{-k^2} = \frac{1}{2} \sqrt{\pi};$$

$$\int_0^1 dk k^2 e^{-k^2} = \frac{1}{2} I(\epsilon) = \frac{1}{4} \sqrt{\pi}; \quad (B.33)$$

The energy density in the ultra-relativistic limit (i.e. Eq. (B.21)) goes as T^4 . The energy density in the non-relativistic limit (i.e. Eq. (B.32)) is exponentially suppressed as $e^{-m/T}$. Therefore, as soon as the temperature drops below the threshold of pair production, the energy density and the concentration are exponentially suppressed. This is the result of particle-antiparticle annihilations. At very high temperatures $T \gg m$ particles annihilate with anti-particles but the energy-momentum supply of the thermal bath balances the annihilations with the production of particle-antiparticle pairs. At lower temperatures (i.e. $T < m$) the thermal energy of the particles is not sufficient for a copious production of pairs.

B.3 Thermal, kinetic and chemical equilibrium

Let us now suppose that the primordial plasma is formed by a mixture of N_b bosons and N_f fermions. Suppose also that the ultra-relativistic limit holds so that the masses and the chemical potentials of the different species can be safely neglected. Suppose finally that, in general, each bosonic species carries g_b degrees of freedom at a temperature and that each fermionic species carries g_f degrees of freedom. Each of the bosonic degrees of freedom will be in thermal equilibrium at a temperature T_b and; similarly each of the fermionic degrees of freedom will be in thermal equilibrium at a temperature T_f . Under the aforementioned assumptions, Eqs. (B.21) and (B.23) imply that the total energy density and the total entropy density of the system are given by

$$\rho(T) = g(T) \frac{\pi^2}{30} T^4; \quad s(T) = g_s(T) \frac{2\pi^2}{45} T^3; \quad (\text{B.34})$$

where

$$g(T) = \sum_{b=1}^{N_b} g_b \left(\frac{T_b}{T} \right)^4 + \frac{7}{8} \sum_{f=1}^{N_f} g_f \left(\frac{T_f}{T} \right)^4; \quad (\text{B.35})$$

$$g_s(T) = \sum_{b=1}^{N_b} g_b \left(\frac{T_b}{T} \right)^3 + \frac{7}{8} \sum_{f=1}^{N_f} g_f \left(\frac{T_f}{T} \right)^3; \quad (\text{B.36})$$

Equations (B.35) and (B.36) are clearly different. If all the fermionic and bosonic species are in thermal equilibrium at a common temperature T , then

$$T_b = T_f = T; \quad g = g_s; \quad (\text{B.37})$$

However, if at least one of the various species has a different temperature, then $g \neq g_s$. In more general terms we can say that:

if all the species are in equilibrium at a common temperature T , then the system is in thermodynamic equilibrium;

if some species are in equilibrium at a temperature different from T , then the system is said to be in kinetic equilibrium.

There is a third important notion of equilibrium, i.e. the chemical equilibrium. Consider, indeed, the situation where $2H + O \rightarrow H_2O$. In chemical equilibrium the latter reaction is balanced by $H_2O \rightarrow 2H + O$. We can attribute to each of the reactants of a chemical process a coefficient. For instance,

in the aforementioned naive example we will have $n_H = 1, n_O = 1, n_{H_2O} = 1$ satisfying the sum rule $\sum_R \nu_R n_R = 0$ where R denotes each of the reactants. Such a sum rule simply means that the disappearance of a water molecule implies the appearance of two atoms of hydrogen and one atom of oxygen and vice versa. This concept of chemical equilibrium can be generalized to more general reactions, like $e^+ + e^- \rightarrow \text{ore} + p \rightarrow H + \dots$ and so on. By always bearing in mind the chemical analogy, let us suppose to conduct a chemical reaction at fixed temperature and fixed pressure (as it sometimes the case for practical applications). Then the Gibbs free energy is the appropriate quantity to use since

$$dG = \sum_R \nu_R dN_R - SdT + Vdp: \quad (B.38)$$

If $dT = 0$ and $dp = 0$ the condition of chemical equilibrium is expressed by $dG = 0$ which can be expressed as

$$\sum_R \nu_R \frac{\partial N_R}{\partial \xi} d\xi = 0; \quad (B.39)$$

where the second equality follows from the first one since dN_R are not independent and are all connected by the fact that $dN_R = \nu_R d\xi$ must have the same value $d\xi$ for all the reactants. Thus, in the case of $e^+ + e^- \rightarrow \text{ore}$ (and vice versa) the condition of chemical equilibrium implies $n_{e^+} + n_{e^-} = n_{\text{ore}}$, i.e. $n_{e^+} = n_{e^-}$ since $n_{\text{ore}} = 0$. Similarly, for the reactions $p + e^- \rightarrow H + \dots$ (Hydrogen formation) and $H + \dots \rightarrow p + e^-$ (Hydrogen photo-dissociation) the condition of chemical equilibrium implies that $n_{e^-} = n_p = n_H$.

B.4 An example of primordial plasma

The considerations presented in this Appendix will now be applied to few specific examples that are useful in the treatment of the hot Universe. Consider first the case when the primordial soup is formed by all the degrees of freedom of the Glashow-Weinberg-Salam (GWS) model $SU_L(2) \times U_Y(1) \times SU_C(3)$. Suppose that the plasma is at a temperature T larger than 175 GeV , i.e. a temperature larger than the top mass which is the most massive species of the model (the Higgs mass, still unknown, is such that $m_H > 115 \text{ GeV}$). In this situation all the species of the GWS model are in thermodynamic equilibrium at the temperature T . In this situation g and g_s are simply given by

$$g = g_s = \sum_b g_b + \frac{7}{8} \sum_f g_f; \quad (B.40)$$

where the sum now extends over all the fermionic and bosonic species of the GWS model. In the GWS the quarks come in six flavours

$$(m_t; m_b; m_c; m_s; m_u; m_d) = (175; 4; 1; 0.1; 5 \cdot 10^{-3}; 1.5 \cdot 10^{-3}) \text{ GeV} \quad (B.41)$$

where the quark masses have been listed in GeV. The lepton masses are, roughly,

$$(m_\tau; m_\mu; m_e) = (1.7; 0.105; 0.0005) \text{ GeV} : \quad (B.42)$$

Finally, the W^\pm and Z^0 , are, respectively, 80.42 and 91.18 GeV .

Let us then compute, separately, the bosonic and the fermionic contributions. In the GWS model the fermionic species are constituted by the six quarks, by the three massive leptons and by the neutrinos (that we will take massless). For the quarks the number of relativistic degrees of freedom is

given by $(6 \times 2 \times 2 \times 3) = 72$, i.e. 6 particles times a factor 2 (for the corresponding antiparticles) times another factor 2 (the spin) times a factor 3 (since each quark may come in three different colors). Leptons do not carry color so the effective number of relativistic degrees of freedom of e^- and ν_e (and of the corresponding neutrinos) is 18. Globally, the fermions carry 90 degrees of freedom. The eight massless gluons each of them with two physical polarizations amount to $8 \times 2 = 16$ bosonic degrees of freedom. The $SU_L(2)$ (massless) gauge bosons and the $U_Y(1)$ (massless) gauge boson lead to $3 \times 2 + 2 = 8$ bosonic degrees of freedom. Finally the Higgs field (an $SU_L(2)$ complex doublet) carries 4 degrees of freedom. Globally the bosons carry 28 degrees of freedom. Therefore, we will have that, overall, in the GWS model

$$g = g_s = 28 + \frac{7}{8} \times 90 = 106.75: \quad (B.43)$$

Notice, as a side remark, that the counting given above assumes indeed that the electroweak symmetry is restored (as it is probably the case for $T > 175 \text{ GeV}$). When the electroweak symmetry is broken down to the $U_{em}(1)$, the vector bosons acquire a mass and the Higgs field loses three of its degrees of freedom. It is therefore easy to understand that the gauge bosons of the electroweak sector lead to the same number of degrees of freedom obtained in the symmetric phase: the three massive gauge bosons will carry 3×3 degrees of freedom, the photons 2 degrees of freedom and the Higgs field (a real scalar, after symmetry breaking) 1 degree of freedom.

When the temperature drops below 170 GeV , the top quarks start annihilating and $g \rightarrow 96.25$. When the temperature drops below 80 GeV the gauge bosons annihilate and $g \rightarrow 86.25$. When the temperature drops below 4 GeV , the bottom quarks start annihilating and $g \rightarrow 75.75$ and so on. While the electroweak phase transition takes place around 100 GeV the quark-hadron phase transition takes place around 150 MeV . At the quark-hadron phase transition the quarks are not free anymore and start combining forming colorless hadrons. In particular bound states of three quarks are called baryons while bound states of quark-antiquark pairs are mesons. The massless degrees of freedom around the quark-hadron phase transition are π^0 , ρ^0 , e^- , ν_e and the neutrinos. This implies that $g = 17.25$. When the temperature drops even more (i.e. $T < 20 \text{ MeV}$) muons and also pions annihilate and for $T \rightarrow 0 \text{ (MeV)}$ $g = 10.75$.

It is relevant to notice that the informations on the temperature and on the number of relativistic degrees of freedom can be usefully converted into informations on the Hubble expansion rate and on the Hubble radius at each corresponding epoch. In fact, using Eq. (2.32) the temperature of the Universe determines directly the Hubble rate and, consequently, the Hubble radius. According to Eq. (2.32) and taking into account Eq. (B.34) we will have,

$$H = 1.66 \sqrt{g} \frac{T^2}{M_P}; \quad (B.44)$$

or in Planck units:

$$\frac{H}{M_P} = 1.15 \times 10^{-37} \frac{g^{1/2}}{106.75} \frac{T}{\text{GeV}}^2; \quad (B.45)$$

Equation (B.45) measures the curvature scale at each cosmological epoch. For instance, at the time of the electroweak phase transition $H \sim 10^{-34} M_P$ while for $T \sim \text{MeV}$, $H \sim 10^{-44} M_P$. To get an idea of the size of the Hubble radius we can express H^{-1} in centimeter:

$$r_H = 1.4 \frac{106.75}{g^{1/2}} \frac{100 \text{ GeV}}{T}^2 \text{ cm}; \quad (B.46)$$

which shows that the Hubble radius is of the order of the centimeter at the electroweak epoch while it is of the order of 10^4 Mpc at the present epoch. Finally, recalling that during the radiation phase $H^{-1} = 2t$,

$$t_H = 23 \frac{106.75}{g}^{1/2} \frac{100 \text{ GeV}}{T}^2 \text{ psec}; \quad (\text{B.47})$$

which shows that the Hubble time is of the order of 20 psec at the electroweak time while it is $t \approx 0.73$ sec right before electron positron annihilation and for $T \approx \text{MeV}$.

B.5 Electron-positron annihilation and neutrino decoupling

As soon as the Universe is old of one second two important phenomena take place: the annihilation of electrons and positrons and the decoupling of neutrinos. For sufficiently high temperatures the weak interactions are in equilibrium and the reactions

$$e + p \rightleftharpoons n + e^-; \quad e^+ + n \rightleftharpoons p + e^-; \quad (\text{B.48})$$

are balanced by their inverse. However, at some point, the rate of the weak interactions equals the Hubble expansion rate and, eventually, it becomes smaller than H . Recalling that, roughly,

$$\Gamma_{\text{weak}} \approx G_F^2 T^3; \quad \Gamma_F = G_F^2 T^2; \quad G_F = 1.16 \cdot 10^{-5} \text{ GeV}^{-2}; \quad (\text{B.49})$$

it is immediate to show, neglecting numerical factors that

$$\frac{\Gamma_{\text{weak}}}{H} \approx \frac{T^3}{M_P^2}; \quad H \approx \frac{T^2}{M_P}; \quad (\text{B.50})$$

Thus, as soon as T drops below a temperature of the order of the MeV the weak interactions are not in equilibrium anymore. This temperature scale is also of utmost importance for the formation of the light nuclei since, below the MeV, the neutron to proton ratio is depleted via free neutron decay.

It is important to appreciate, at this point, that the neutrino distribution is preserved by the expansion and, therefore, we may still assume that $a(t)T$ is constant. However, around the MeV the electrons and positrons start annihilating. This occurrence entails the sudden heating of the photons since the annihilations of electrons and positrons ends up in photons. The net result of this observation is an increase of the temperature of the photons with respect to the kinetic temperature of the neutrinos. In equivalent terms, after electron-positron annihilation, the temperature of the neutrinos will be systematically smaller than the temperature of the photons. To describe this phenomenon let us consider an initial time t_i before e^+e^- annihilation and a final time t_f after e^+e^- annihilation. Using the conservation of the entropy density we can say that

$$g_s(t_i) a^3(t_i) T^3(t_i) = g_s(t_f) a^3(t_f) T^3(t_f); \quad (\text{B.51})$$

$$g_s(t_i) = 10.75; \quad g_s(t_f) = 2 + \frac{5}{2} \frac{T(t_f)^3}{T(t_i)^3}; \quad (\text{B.52})$$

where it has been taken into account that while before e^+e^- annihilation the temperature of the photons coincides with the temperature of the neutrinos, it may not be the case after e^+e^- annihilation. Using the same observation, we can also say that

$$a^3(t_i) T^3(t_i) = a^3(t_f) T^3(t_f); \quad (\text{B.53})$$

Dividing then Eq. (B.52) by Eq. (B.53) the anticipated result is that

$$T(t_f) = \frac{11}{4}^{1=3} T(t_i); \quad (\text{B.54})$$

i.e. the temperature of the photons gets larger than the kinetic temperature of the neutrinos. This result also implies that the energy density of a massless neutrino background would be today

$$\rho_0 = \frac{21}{8} \frac{4}{11}^{4=3} \rho_i; \quad h_0^2 \rho_0 = 1.68 \cdot 10^{-5}; \quad (\text{B.55})$$

It is worth noticing that, according to the considerations related to the phenomenon of neutrino decoupling, the effective number of relativistic degrees of freedom around the eV is given by

$$g = 2 + \frac{7}{8} \cdot 6 \frac{4}{11}^{4=3} = 3.36; \quad (\text{B.56})$$

where the two refers to the photon and the neutrinos contribute weighted by their kinetic temperature.

B.6 Big-bang nucleosynthesis (BBN)

In this subsection the salient aspects of BBN will be summarized. BBN is the process where light nuclei are formed. Approximately one quarter of the baryonic matter in the Universe is in the form of ^4He . The remaining part is made, predominantly, by Hydrogen in its different incarnations (atomic, molecular and ionized). During BBN the protons and neutrons (formed during the quark-hadron phase transition) combine to form nuclei. According to Eq. (B.47) the quark-hadron phase transition takes place when the Universe is old of 20 sec to be compared with $t_{\text{BBN}} \sim 1$ sec. During BBN only light nuclei are formed and, more specifically, ^4He , ^3He , D, ^7Li . The reason why the ^4He is the most abundant element has to do with the fact that, ^4He has the largest binding energy for nuclei with atomic number $A < 12$ (corresponding to carbon). Light nuclei provide stars with the initial set of reactions necessary to turn on the synthesis of heavier elements (iron, cobalt and so on).

In short, the logic of BBN is the following:

after the quark-hadron phase transition the antinucleons annihilate with the nucleons, thus the total baryon concentration will be given by $n_B = n_n + n_p$;

if the baryon number is conserved (as it is rather plausible) the baryon concentration will stay constant and, in particular, it will be $n_B \sim 10^{-10} n$;

for temperatures lower than $T \sim 0.1 \text{ MeV}$ weak interactions fall out of equilibrium; at this stage the concentrations of neutrons and protons are determined from their equilibrium values and, approximately,

$$\frac{n_n}{n_p} = e^{\frac{Q}{T}} \sim \frac{1}{6}; \quad Q = m_n - m_p; \quad (\text{B.57})$$


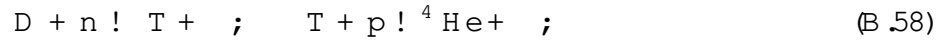
for $T \sim 0.73 \text{ MeV}$;

if nothing else would happen, the neutron concentration would be progressively depleted by free neutron decay, i.e. $n \rightarrow p + e^- + \bar{\nu}_e$;

however, when $T \sim 0.1 \text{ MeV}$ the reactions for the formation of the deuterium (D) are in equilibrium, i.e. $p + n \rightleftharpoons D + \gamma$ and $D + \gamma \rightleftharpoons p + n$;

the reactions for the formation of deuterium fall out of thermal equilibrium only at a much lower temperature (i.e. $T_D \sim 0.06 \text{ MeV}$);

as soon as deuterium is formed, ${}^4\text{He}$ and ${}^3\text{He}$ can arise according to the following chain of reactions:



As soon as the helium is formed a little miracle happens: since the temperature of equilibration of the helium is rather large (i.e. $T \sim 0.3 \text{ MeV}$), the helium is not in equilibrium at the moment when it is formed. In fact the helium can only be formed when deuterium is already present. As a consequence the reactions (B.58) and (B.59) only take place from right to left. When the deuterium starts being formed, free neutron decay has already depleted a bit the neutron to proton ratio which is equal to $1/7$. Since each ${}^4\text{He}$ has two neutrons, we have that $n_n = 2$ nuclei of ${}^4\text{He}$ can be formed per unit volume. Therefore, the ${}^4\text{He}$ mass fraction will be

$$Y_p = \frac{4(n_n=2)}{n_n + n_p} \sim \frac{2(1/7)}{1 + 1/7} \sim 0.25; \quad (\text{B.60})$$

The abundances of the other light elements are comparatively smaller than the one of ${}^4\text{He}$ and, in particular:

$$D/H \sim 10^{-5}; \quad {}^3\text{He}/H \sim 10^{-3}; \quad {}^7\text{Li}/H \sim 10^{-10}; \quad (\text{B.61})$$

The abundances of the light elements computed from BBN calculations agree with the observations. The simplest BBN scenario implies that the only two free parameters are the temperature and what has been called η i.e. the baryon to photon ratio which must be of the order of 10^{-10} to agree with experimental data. BBN represents, therefore, one of the successes of the standard cosmological model.

C Scalar modes of the geometry

In this appendix we are going to derive the results that are the starting point for the study of the evolution of the scalar modes both around equality and during the primordial inflationary phase. As exemplified in section 10 it will be always possible to pass from a gauge-dependent description to a fully gauge-invariant set of evolution equations. In this appendix the longitudinal gauge will be consistently followed. Generalizations of the results derived in this appendix can be found in [27].

C.1 Scalar fluctuations of the Einstein tensor

The scalar fluctuations of the geometry with covariant and contravariant indices can be written, to first order and in the longitudinal gauge, as

$$\begin{aligned} {}_s g_{00} &= 2a^2 \delta\phi; & {}_s g^{00} &= -\frac{2}{a^2} \delta\phi; \\ {}_s g_{ij} &= 2a^2 \gamma_{ij} \delta\phi; & {}_s g^{ij} &= -\frac{2}{a^2} \gamma^{ij} \delta\phi; \end{aligned} \quad (C.1)$$

where the notations of section 6 have been followed. Since the fluctuations of the Christoffel connections can be expressed as

$${}_s \Gamma^0_{\alpha\beta} = \frac{1}{2} \bar{g}^{\gamma\delta} (\partial_\alpha {}_s g_{\beta\gamma} + \partial_\beta {}_s g_{\alpha\gamma} + \partial_\gamma {}_s g_{\alpha\beta}) + \frac{1}{2} {}_s g^{\gamma\delta} (\partial_\alpha \bar{g}_{\beta\gamma} + \partial_\beta \bar{g}_{\alpha\gamma} + \partial_\gamma \bar{g}_{\alpha\beta}); \quad (C.2)$$

where $\bar{g} = a^2(\gamma)$ denotes the background metric and ${}_s g$ the first-order fluctuations in the longitudinal gauge which are given, in explicit terms, by Eq. (C.1). Inserting Eq. (C.1) into Eq. (C.2) the explicit form of the fluctuations of the Christoffel connections can be obtained:

$$\begin{aligned} {}_s \Gamma^0_{00} &= \dot{\delta\phi}; \\ {}_s \Gamma^0_{ij} &= [\dot{\delta\phi} + 2H(\gamma + \delta\gamma)] \gamma_{ij}; \\ {}_s \Gamma^0_{i0} &= {}_s \Gamma^0_{0i} = \partial_i \delta\phi; \\ {}_s \Gamma^i_{00} &= \partial^i \delta\phi; \\ {}_s \Gamma^k_{ij} &= (\partial^k \gamma_{ij} - \partial_i \gamma^k_j - \partial_j \gamma^k_i); \\ {}_s \Gamma^j_{0i} &= \partial^j \delta\phi_i. \end{aligned} \quad (C.3)$$

We remark, incidentally, that the fluctuations of the Christoffel connections in an inhomogeneous Minkowski metric (used in section 7 for the derivation of the scalar Sachs-Wolfe effect) are simply obtained from Eqs. (C.3) by setting $H = 0$.

The fluctuations of the Ricci tensor can be now expressed, as

$${}_s R_{\alpha\beta} = \partial_\alpha \partial_\beta \delta\phi + \partial_\alpha \partial_\beta \delta\phi + \partial_\alpha \partial_\beta \delta\phi + \partial_\alpha \partial_\beta \delta\phi + \partial_\alpha \partial_\beta \delta\phi + \partial_\alpha \partial_\beta \delta\phi; \quad (C.4)$$

where, as usual, $\bar{\Gamma}$ are the background values of the Christoffel connections, i.e., as already obtained:

$$\bar{\Gamma}^0_{00} = H; \quad \bar{\Gamma}^0_{ij} = H \gamma_{ij}; \quad \bar{\Gamma}^j_{0i} = H \gamma^j_i; \quad (C.5)$$

Using Eqs. (C.3) into Eq. (C.4) and taking into account Eq. (C.5) the explicit form of the components of the (perturbed) Ricci tensors can be easily obtained and they are:

$$\begin{aligned} {}_s R_{00} &= 3[\ddot{\delta\phi} + H(\dot{\delta\phi} + \dot{\delta\phi})]; \\ {}_s R_{0i} &= 2\partial_i(\dot{\delta\phi} + H\delta\phi); \\ {}_s R_{ij} &= \gamma_{ij} f[\ddot{\delta\phi} + 2(H\dot{\delta\phi} + 2H^2\delta\phi)(\gamma + \delta\gamma) + H(\dot{\delta\phi} + 5\dot{\delta\phi}) - r^2 \delta\gamma] + \partial_i \partial_j (\delta\phi) \end{aligned} \quad (C.6)$$

The fluctuations of the Ricci tensor with mixed (i.e. one covariant the other contravariant) indices can be easily obtained since

$${}_s R = {}_s(g R) = {}_s g \bar{R} + \bar{g} {}_s R; \quad (C.7)$$

where \bar{R} are the Ricci tensors evaluated on the background, i.e.

$$\begin{aligned} \bar{R}_{00} &= 3H^0; \quad \bar{R}_0^0 = \frac{3}{a^2} H^0; \\ \bar{R}_{ij} &= (H^0 + 2H^2) \delta_{ij}; \quad \bar{R}_i^j = \frac{1}{a^2} (H^0 + 2H^2) \delta_i^j; \\ \bar{R} &= \frac{6}{a^2} (H^2 + H^0); \end{aligned} \quad (C.8)$$

Using Eqs. (C.6) into Eq. (C.7) and recalling Eq. (C.8) we get

$$\begin{aligned} {}_s R_0^0 &= \frac{1}{a^2} f r^2 + 3[\omega + H(\delta^0 + \delta^0) + 2H^0]g; \\ {}_s R_i^j &= \frac{1}{a^2} [\omega + 2(H^0 + 2H^2) + H(\delta^0 + 5\delta^0) r^2] \delta_i^j - \frac{1}{a^2} \partial_i \partial^j (\quad); \\ {}_s R_i^0 &= \frac{2}{a^2} \partial_i (\delta^0 + H); \\ {}_s R_0^i &= \frac{2}{a^2} \partial^i (\delta^0 + H); \end{aligned} \quad (C.9)$$

Finally the fluctuations of the components of the Einstein tensor with mixed indices are computed to be

$${}_s G_0^0 = \frac{2}{a^2} f r^2 - 3H(\delta^0 + H)g; \quad (C.10)$$

$${}_s G_i^j = \frac{1}{a^2} f [2\omega - 2(H^2 + 2H^0) - 2H^0 - 4H^0 r^2 (\quad)] \delta_i^j - \partial_i \partial^j (\quad)g; \quad (C.11)$$

$${}_s G_i^0 = {}_s R_i^0; \quad (C.12)$$

Equations (C.10), (C.11) and (C.12) are extensively used in section 7 and 10.

C.2 Scalar fluctuations of the energy-momentum tensor(s)

All along the present lectures two relevant energy-momentum tensors have been extensively used, namely the energy-momentum tensor of a minimally coupled scalar field and the energy-momentum tensor of a mixture of perfect fluids. For the applications discussed in sections 7, 8, 9 and 10 it is relevant to derive the first-order form of the energy-momentum tensor. Needless to say that since the inverse metric appears in several places in the explicit form of the energy-momentum tensor(s), an explicit dependence upon the scalar fluctuations of the metric may enter the various (perturbed) components of T .

Let us start with the case of a fluid source. The energy-momentum tensor of a perfect fluid is

$$T = (p + \rho) u u - p g; \quad (C.13)$$

By perturbing to first-order the normalization condition $g u u = 1$ we have that

$${}_s g \bar{u} \bar{u} + \bar{g} (\bar{u} {}_s u + {}_s u \bar{u}) = 0; \quad (C.14)$$

implying, together with Eq. (C.1)

$$\bar{u}_0 = a; \quad {}_s u^0 = -a; \quad (C.15)$$

It is important to stress that, on the background, the spatial component of \bar{u} , i.e. \bar{u}_i , vanish exactly. The contribution to the peculiar velocity arises instead to first-order since, in the longitudinal gauge, ${}_s u_i \neq 0$. By taking the first-order fluctuation of Eq. (C.13) the result is

$${}_s T = (p + \bar{T} u \bar{u} + (p + \bar{T}) (\bar{u}_s u + {}_s u \bar{u})) - \bar{p} g - p_s g; \quad (C.16)$$

The perturbed components of energy-momentum tensor with mixed indices can be of course obtained from the expression

$${}_s T = {}_s (g^{-1} T) = {}_s g^{-1} \bar{T} + \bar{g}^{-1} {}_s T \quad (C.17)$$

where \bar{T} denote the background components of the energy-momentum tensor, i.e.

$$\bar{T}_{00} = a^2; \quad \bar{T}_{ij} = a^2 p; \quad (C.18)$$

Inserting Eqs. (C.1) into Eq. (C.16) and taking into account Eqs. (C.17) and (C.18) we obtain:

$${}_s T_0^0 = -; \quad {}_s T^{00} = \frac{1}{a^2} (2); \quad (C.19)$$

and

$${}_s T_i^j = p_i^j; \quad (C.20)$$

$${}_s T^{ij} = \frac{1}{a^2} [p^{ij} + 2p^{ij}]; \quad (C.21)$$

$${}_s T_0^i = (p + \bar{T}) v^i; \quad (C.22)$$

$${}_s T^{0i} = \frac{1}{a^2} (p + \bar{T}) v^i; \quad (C.23)$$

where we have chosen to define $u^i = v^i = a$.

Let us now consider the fluctuations of the energy-momentum tensor of a scalar field ϕ characterized by a potential $V(\phi)$:

$$T = \partial_\mu \phi \partial^\mu \phi - g_{\mu\nu} \left[\frac{1}{2} g^{\mu\nu} \partial_\mu \phi \partial_\nu \phi + V(\phi) \right]; \quad (C.24)$$

Denoting with $\delta\phi$ the first-order fluctuation of the scalar field ϕ we will have

$${}_s T = \partial_\mu \delta\phi \partial^\mu \delta\phi + \partial_\mu \phi \partial^\mu \delta\phi - g_{\mu\nu} \left[\frac{1}{2} g^{\mu\nu} \partial_\mu \delta\phi \partial_\nu \delta\phi + g^{\mu\nu} \partial_\mu \phi \partial_\nu \delta\phi + g^{\mu\nu} \partial_\mu \phi \partial_\nu \phi + g^{\mu\nu} \frac{\partial V}{\partial \phi} \delta\phi \right]; \quad (C.25)$$

Inserting Eqs. (C.1) into Eq. (C.25) we obtain, in explicit terms:

$$\begin{aligned} {}_s T_{00} &= \delta\phi'^2 + 2a^2 \delta V + a^2 \frac{\partial V}{\partial \phi} \delta\phi; \\ {}_s T_{0i} &= \delta\phi' \partial_i \delta\phi; \\ {}_s T_{ij} &= \partial_i \delta\phi \partial_j \delta\phi + \frac{\partial V}{\partial \phi} a^2 (\delta\phi + \delta\phi')^2 + 2a^2 \delta V; \end{aligned} \quad (C.26)$$

Recalling that

$$\bar{T}_{00} = \frac{\delta\phi'^2}{2} + a^2 V; \quad \bar{T}_{ij} = \frac{\delta\phi'^2}{2} a^2 V \delta_{ij}; \quad (C.27)$$

the perturbed components of the scalar field energy-momentum tensor with mixed (one covariant the other contravariant) indices can be written, following Eq. (C.17), as

$${}_sT_0^0 = \frac{1}{a^2} \left(\rho^2 + \frac{\partial V}{\partial \phi} a^2 + \rho_{,0}^0 \right); \quad (C.28)$$

$${}_sT_i^j = \frac{1}{a^2} \left(\rho^2 + \frac{\partial V}{\partial \phi} a^2 + \rho_{,0}^0 \right) \delta_i^j; \quad (C.29)$$

$${}_sT_0^i = \frac{1}{a^2} \rho_{,0}^i; \quad (C.30)$$

These equations have been extensively used in section 10.

C.3 Scalar fluctuations of the covariant conservation equations

The perturbed Einstein equations are sufficient to determine the evolution of the perturbations. However, for practical purposes, it is often useful to employ the equations stemming from the first-order counterpart of the covariant conservation equations. Consider, first, the case of a fluid, then the perturbation of the covariant conservation equation can be written as:

$$\partial_\mu {}_sT^\mu_\nu + \bar{\partial}_\mu {}_sT^\mu_\nu + {}_s\bar{\partial}_\mu \bar{T}^\mu_\nu + \bar{\partial}_\mu {}_sT^\mu_\nu + {}_s\bar{\partial}_\mu \bar{T}^\mu_\nu = 0; \quad (C.31)$$

Recalling Eqs. (C.1) and (C.20)-(C.22) the (0) and (i) components of Eq. (C.31) can be written,

$$\begin{aligned} \partial_0 {}_sT^{00} + \partial_j {}_sT^{j0} + (2 {}_s\bar{\partial}_{00}^0 + {}_s\bar{\partial}_{k0}^k) \bar{T}^{00} \\ + (2 \bar{\partial}_{00}^0 + \bar{\partial}_{k0}^k) {}_sT^{00} + \bar{\partial}_{ij}^0 {}_sT^{ij} + {}_s\bar{\partial}_{ij}^0 \bar{T}^{ij} = 0; \end{aligned} \quad (C.32)$$

$$\begin{aligned} \partial_0 {}_sT^{0j} + \partial_k {}_sT^{kj} + ({}_s\bar{\partial}_{0k}^0 + {}_s\bar{\partial}_{mk}^m) \bar{T}^{kj} \\ + (\bar{\partial}_{00}^0 + \bar{\partial}_{k0}^k) {}_sT^{0j} + {}_s\bar{\partial}_{00}^j \bar{T}^{00} + {}_s\bar{\partial}_{km}^j \bar{T}^{km} + 2 \bar{\partial}_{0k}^j {}_sT^{0k} = 0; \end{aligned} \quad (C.33)$$

Inserting now the specific form of the perturbed connections of Eqs. (C.3) into Eqs. (C.32) and (C.33) the following result can be, respectively, obtained:

$$\partial_0^3 (\rho + p) + (\rho + p) + 3H (\rho + p) = 0; \quad (C.34)$$

for the (0) component, and

$$(\rho + p)^0 + [(\rho + p)^0 + 4H (\rho + p)] + r^2 \rho + (\rho + p) r^2 = 0; \quad (C.35)$$

for the (i) component. In the above equations, as explained in the text, the divergence of the velocity field, i.e. $\partial_i v^i = \partial_i \partial^i v$, has been directly introduced. Notice that the possible anisotropic stress (arising, for instance, in the case of neutrinos has been neglected). Its inclusion modifies the left hand side of Eq. (C.35) by the term $(\rho + p) r^2$. In section 7, Eqs. (C.34) and (C.35) have been written in the case of a mixture of fluids.

Finally, to conclude this appendix, it is relevant to compute the fluctuation of the Klein-Gordon equation which is equivalent to the covariant conservation of the energy-momentum tensor of the the (minimally coupled) scalar degree of freedom that has been already extensively discussed. The Klein-Gordon equation in curved spaces can be written as (see section 5)

$$g_{\mu\nu} \partial_\mu \partial_\nu \phi + \frac{\partial W}{\partial \phi} a^2 = 0; \quad (C.36)$$

From Eq. (C.36) the perturbed Klein-Gordon equation can be written as

$$s g_{ij} [\partial_i \partial_j - \partial_i \partial_j] + \bar{g}_{ij} [\partial_i \partial_j - \partial_i \partial_j] + \frac{\partial^2 V}{\partial \phi'^2} = 0: \quad (C.37)$$

Using Eqs. (C.1) and (C.3) we have:

$$s g^{00} [\partial^\alpha \partial_\alpha - H \partial'^0] + s g^{ij} \partial_{ij} \partial'^0 + \bar{g}^{00} [\partial^\alpha \partial_\alpha - s \frac{\partial^0}{\partial \phi'^2} \partial'^0] + \bar{g}^{ij} \partial_i \partial_j \partial'^0 + \frac{\partial V}{\partial \phi'^2} = 0: \quad (C.38)$$

Finally, recalling the explicit forms of the Christoffel connections and of the metric fluctuations the perturbed Klein-Gordon equation becomes:

$$\partial'^0 + 2H \partial'^0 - r^2 + \frac{\partial^2 V}{\partial \phi'^2} a^2 + 2 \frac{\partial V}{\partial \phi'} a^2 \partial'^0 (\partial'^0 + 3 \partial'^0) = 0: \quad (C.39)$$

It should be appreciated that the perturbed Klein-Gordon equation also contains a contribution arising from the metric fluctuations and it is not only sensitive to the fluctuations of the scalar field.

C.4 Some algebra with the scalar modes

We will now develop some algebra that is rather useful when dealing with the scalar modes induced by a minimally coupled scalar degree of freedom. We will assume Eqs. (10.4), (10.5) and (10.6) valid in the longitudinal gauge. Subtracting Eq. (10.4) from Eq. (10.5) the following equation can be obtained (recall that $\partial = 0$ since the scalar field, to first-order, does not produce an anisotropic stress):

$$\partial'^0 + 6H \partial'^0 + 2(H \partial'^0 + 2H^2) - r^2 = -8G \frac{\partial V}{\partial \phi'} a^2: \quad (C.40)$$

From Eq. (10.6) it follows easily that

$$= \frac{\partial'^0 + H}{4G \partial'^0}: \quad (C.41)$$

Using then Eq. (C.41) inside Eq. (C.40) (to eliminate ∂') and recalling Eq. (5.53) (to eliminate the derivative of the scalar potential with respect to ϕ') we obtain the following decoupled equation:

$$\partial'^0 + 2H \frac{\partial'^0}{\partial'^0} \partial'^0 + 2H \partial'^0 - H \frac{\partial'^0}{\partial'^0} - r^2 = 0: \quad (C.42)$$

Note that Eq. (5.53) is written in the cosmic time coordinate. Here we need its conformal time counterpart which is easily obtained:

$$\partial'^0 + 2H \partial'^0 + a^2 \frac{\partial V}{\partial \phi'} = 0: \quad (C.43)$$

It is appropriate to mention, incidentally, that Eq. (C.42) can be also written in a slightly simpler form that may be of some use in specific applications namely:

$$f \partial'^0 - r^2 f - z \frac{1}{z} \partial'^0 f = 0; \quad f = \frac{a}{\partial'^0}; \quad z = \frac{a \partial'^0}{H}: \quad (C.44)$$

It could be naively thought that the variable defined in Eq. (C.44) is the canonical normal mode of the system. This is not correct since, as we see, Eq. (C.44) does not contain any information on the fluctuation of the scalar field. The correct normal mode of the system will now be derived.

Recall now the definition of the curvature perturbations introduced in section 7 (see Eq. (7.86)):

$$R = \frac{H}{H^2} (\delta\phi + H\delta\tau) : \quad (C.45)$$

By setting $\delta\phi = \delta\phi^0 + \delta\phi^1$ in Eq. (C.45) we can express the first (conformal) time derivative of R as:

$$\frac{\partial R}{\partial \tau} = \delta\phi^0 \frac{H}{H^2} \left[\delta\phi^0 + H\delta\phi^1 + H\delta\tau \right] + \left[\delta\phi^0 + H\delta\tau \right] \frac{\partial}{\partial \tau} \frac{H}{H^2} : \quad (C.46)$$

Recalling the conformal time analog of Eq. (5.52), i.e.

$$H^2 - H^0 = 4G' \phi'^2 ; \quad (C.47)$$

the derivation appearing in the second term of Eq. (C.46) can be made explicit. Using then Eq. (C.42) inside the obtained expression, all the terms can be eliminated except the one containing the Laplacian. The final result will be:

$$R^0 = \frac{H}{4G'\phi'^2} r^2 : \quad (C.48)$$

Equation (C.48) can be used to obtain a decoupled equation for R that has been quoted and used in section 10 (see, in particular, Eq. (10.28)). From Eqs. (C.45) and (C.47) we can write:

$$\frac{H}{4G'\phi'^2} (\delta\phi^0 + H\delta\tau) = (R + \delta\tau) : \quad (C.49)$$

Taking the Laplacian of both sides of Eq. (C.49) and recalling Eq. (C.48) the following relation can be derived:

$$\frac{H}{4G'\phi'^2} r^2 \delta\tau^0 = r^2 R + 2H \frac{H^0}{H} R^0 : \quad (C.50)$$

By now taking the derivative of Eq. (C.48) we do obtain

$$R^0 = \frac{H}{4G'\phi'^2} r^2 \delta\tau^0 - \frac{H}{4G'\phi'^2} \frac{H^0}{H} \frac{\delta\phi^0}{\phi'^0} r^2 : \quad (C.51)$$

Using now Eqs. (C.48) and (C.50) inside Eq. (C.51) (to eliminate, respectively, r^2 and $r^2 \delta\tau^0$) the following equation is readily derived:

$$R^0 + 2H \frac{H^0}{H} + \frac{\phi'^0}{\phi'^0} R^0 - r^2 R = 0 : \quad (C.52)$$

Equation (C.52) can be finally rewritten as

$$R^0 + 2\frac{z^0}{z} R^0 - r^2 R = 0; \quad z = \frac{a'^0}{H} ; \quad (C.53)$$

which is exactly Eq. (10.28). As discussed in Eq. (10.26), R is related with the scalar normal mode as $q = R z$. Recalling Eq. (C.42) and Eq. (C.47), we have that

$$q = a + z : \quad (C.54)$$

The derivation presented in this appendix is gauge-dependent. However, since R and q are both gauge-invariant, their equations will also be gauge-invariant. Finally, it should be stressed that the same result obtained here by working with the evolution equations of the fluctuations can be obtained by perturbing (to second-order) the (non-gauge-fixed) scalar tensor action. This procedure is rather lengthy and the final results (already quoted in the bulk of the paper) are the ones of Eqs. (10.26) and (10.29).

References

- [1] A.A. Penzias and R.W. Wilson, *Astrophys. J.* 142, 419 (1965).
- [2] R.H. Dicke, P.J.E. Peebles, P.G. Roll, and D.T. Wilkinson, *Astrophys. J.* 142, 414 (1965).
- [3] R.A. Alpher and R.C. Herman, *Physics Today* 41, 24 (1988).
- [4] F. Govoni, L. Feretti : *Int. J. Mod. Phys. D* 13, 1549 (2004).
- [5] A.G. Lyne, F.G. Smith, *Pulsar Astronomy*, (Cambridge University Press, Cambridge, UK, 1998).
- [6] B.M. Gaensler, R. Beck, L. Feretti, *New Astron. Rev.* 48, 1003 (2004).
- [7] J. Abraham et al. [Pierre Auger Collaboration], *Nucl. Instrum. Meth. A* 523, 50 (2004).
- [8] K.S. Capelle, J.W. Cronin, G. Parente and E. Zas, *Astropart. Phys.* 8, 321 (1998).
- [9] M.T. Ressell and M.S. Turner, *Bull. Am. Astron. Soc.* 22, 753 (1990).
- [10] G. Sironi, M. Linon, G. Marcellino et al. *Astrophys. J.* 357, 301 (1990)
- [11] T. Howell and J. Shakeshaft, *Nature* 216, 753 (1966).
- [12] R.B. Partridge, *3 K : the Cosmic Microwave Background Radiation* (Cambridge University Press, Cambridge, UK, 1995).
- [13] J.C. Mather et al., *Astrophys. J.* 354 (1990) L37.
- [14] E.L. Wright et al., *Astrophys. J.* 396 (1992) L13.
- [15] G.F. Smoot et al., *Astrophys. J.* 396, L1 (1992).
- [16] A. Kogut et al., *Astrophys. J.* 419, 1 (1993).
- [17] C.L. Bennett et al., *Astrophys. J.* 436, 423 (1994)
- [18] J.C. Mather et al., *Astrophys. J.* 420 (1994) 439.
- [19] D.J. Fixsen et al., *Astrophys. J.* 473, 576 (1996).
- [20] C.L. Bennett et al., *Astrophys. J.* 464, L1 (1996)
- [21] de Bernardis et al. *Astrophys. J.* 564, 559 (2002).
- [22] C.B. Netterfeld et al., *Astrophys. J.* 571, 604 (2002).
- [23] N.W. Halverson et al., *Astrophys. J.* 568, 38 (2002).
- [24] A.T. Lee et al., *Astrophys. J.* 561, L1 (2001).
- [25] A. Benoît et al., *Astron. Astrophys.* 399, L19 (2003).
- [26] E. Gawiser and J. Silk, *Phys. Rept.* 333, 245 (2000).

- [27] M .G iovannini, Int. J.M od.Phys.D 13, 391 (2004).
- [28] C .D ickinson et al,arX iv:astro-ph/0402498, (2004).
- [29] C .L.Bennett et al., A strophys. J. Suppl., 148, 1 (2003).
- [30] L .P age et al, A strophys. J. Suppl.148, 223 (2003).
- [31] D .N .Spergel et al. [W M A P Collaboration], A strophys. J. Suppl. 148, 175 (2003).
- [32] H .V .P eiris et al., A strophys. J. Suppl. 148, 213 (2003).
- [33] D .Spergel et al. [W M A P Collaboration], astro-ph/0603449.
- [34] L .P age et al. [W M A P Collaboration], arX iv:astro-ph/0603450.
- [35] B .S.M ason et al,A strophys. J. 591, 540 (2003).
- [36] T .J.Pearson et al,A strophys. J. 591, 556 (2003).
- [37] C .L.Kuo et al,A strophys. J. 600, 32 (2004).
- [38] M .Tegm ark et al., A strophys. J. 606, 702 (2004).
- [39] N .Bachal et al., A strophys. J. 585, 182 (2003).
- [40] A .G .R iess et al. [Supernova Search Team Collaboration], A strophys. J. 607, 665 (2004).
- [41] B .F ields and S.Sarkar, Phys. Lett. B 592, 202 (2004).
- [42] J.Tonry et al., A strophys. J. 594, 1 (2003).
- [43] M .J.W hite, D .Scott and J.Silk, Ann.Rev.A stron.A strophys. 32, 319 (1994).
- [44] W .H u and S.Dodelson, Ann.Rev.A stron.A strophys. 40, 171 (2002).
- [45] J.R .Bond, Cosm ology and Large Scale Structure (Les H ouches, Session LX , 1993), eds. R . Schae er, J.Silk, M .Spiro and J.Zinn-Justin, p. 469.
- [46] A .Songaila et al., Nature 371, 43 (1994).
- [47] P .A .Thaddeus, Rev.A str.A strophys. 10, 305 (1972).
- [48] R .A .Sunyaev and Y .B .Zeldovich, A stron.A strophys. 20, 189 (1972).
- [49] R .A .Sunyaev and Y .B .Zeldovich, Ann.Rev.A stron.A strophys. 18, 537 (1980).
- [50] R .A .Sunyaev and Y .B .Zeldovich, M on.Not.R oy.A stron.Soc. 190, 413 (1980).
- [51] H .H ebeling et al., M on. Not. A stron. Soc. 281, 799 (1996).
- [52] S.W einberg, G ravitation and Cosm ology, (John W iley & Sons, New York, U S, 1972).
- [53] P .Peebles, The Large Scale Structure of the Universe, (P rinceton U niversity P res, P rinceton, New Jersey 1980).

- [54] P. Peebles, *Principles of Physical Cosmology*, (Princeton University Press, Princeton, New Jersey 1993).
- [55] E. W. Kolb and M. S. Turner, *The Early Universe*, (Addison-Wesley, US, 1990).
- [56] Ya. B. Zeldovich, *Sov. Phys. Usp.* 6, 475 (1964) [*Usp. Fiz. Nauk.* 80, 357 (1963)].
- [57] E. M. Lifshitz and I. M. Khalatnikov, *Sov. Phys. Usp.* 6, 495 (1964) [*Usp. Fiz. Nauk.* 80, 391 (1964)].
- [58] A. Friedmann, *Z. Phys.* 10, 377 (1922); 21, 326 (1924).
- [59] G. Lemaitre, *Ann. Soc. Sci. Bruxelles* 47A, 49 (1927).
- [60] G. Lemaitre, *Rev. Questions Sci.* 129, 129 (1958).
- [61] G. Lemaitre, *Nature* 128, 700 (1931).
- [62] A. S. Eddington, *Month. Not. R. Astron. Soc.* 90, 672 (1930).
- [63] R. Tolman, *Relativity, Thermodynamics and Cosmology* (Dover press), p. 364.
- [64] M. Ryan and L. Shepley, *Homogeneous Relativistic Cosmologies*, (Princeton University Press, Princeton 1978).
- [65] L. Landau and E. Lifshitz, *Fluid Mechanics* (Pergamon Press, Oxford, 1989).
- [66] C. Eckart, *Phys. Rev.* 58, 267 (1940); *Phys. Rev.* 58, 269 (1940); *Phys. Rev.* 58, 919 (1940).
- [67] W. Israel, *Ann. Phys.* 100, 310 (1976); W. Israel and J. M. Stewart, *Ann. Phys.* 118, 341 (1979).
- [68] R. Maartens, *arXiv astro-ph/9609119*.
- [69] M. Giovannini, *Phys. Lett. B* 622, 349 (2005).
- [70] M. Giovannini, *Class. Quant. Grav.* 22, 5243 (2005).
- [71] V. A. Belinskii and I. M. Khalatnikov, *Sov. Phys. JETP* 42, 205 (1976) [*Zh. Eksp. Teor. Fiz.* 69, 401 (1975)].
- [72] G. L. Murphy, *Phys. Rev. D* 8, 4231 (1973).
- [73] J. Barrow, *Nucl. Phys. B* 310, 743 (1988).
- [74] G. Veneziano, *Phys. Lett. B* 265, 287 (1991).
- [75] M. Gasperini and G. Veneziano, *Phys. Rept.* 373, 1 (2003).
- [76] M. Gasperini and G. Veneziano, *Astropart. Phys.* 1, 317 (1993).
- [77] M. Gasperini, M. Giovannini and G. Veneziano, *Nucl. Phys. B* 694, 206 (2004).
- [78] M. Gasperini, M. Giovannini and G. Veneziano, *Phys. Lett. B* 569, 113 (2003).
- [79] M. Gasperini, J. Maharana and G. Veneziano, *Nucl. Phys. B* 472, 349 (1996).

- [80] S.W .Hawking and R .Penrose, Proc.R .Soc.London A 314, 529 (1970)
- [81] S.W .Hawking and G .F .R .Ellis, The Large Scale Structure of the Space-time (Cambridge University Press, Cambridge, England, 1973).
- [82] C .I.Kuo and L.H .Ford, Phys.Rev.D 47, 4510 (1992).
- [83] J.Bernstein et al, Rev.M od.Phys. 61, 25 (1989).
- [84] J.Rehm and K .Jedamzik Phys.Rev.Lett. 81, 3307 (1998).
- [85] H .Kurki-Suonio and E .Siuhvola, Phys.Rev.Lett. 84, 3756 (2000).
- [86] M .Giovannini, H .Kurki-Suonio, E .Siuhvola PhysRevD 66, 043504 (2003).
- [87] K .A .Olive, Phys.Rept. 190, 307 (1990).
- [88] A .D .Linde, Particle Physics and Inflationary Cosmology (Chur, Switzerland, Harwood, 1990).
- [89] A .Guth, Phys.Rev.D 23, 347 (1981).
- [90] A .Linde, Phys.Lett. 108B (1982).
- [91] A .Albrecht and P .J.Steinhardt, Phys.Rev.Lett. 48, 1220 (1982).
- [92] A .Linde, Phys.Lett. 129B , 177 (1983).
- [93] R .Penrose, General relativity: an Einstein Centenary ed.S.Hawking and W .Israel (Cambridge University Press, Cambridge 1979).
- [94] K .P.Tod, Class.Quantum Grav. 20, 521 (2003).
- [95] P.C.W .Davies, Class.Quantum Grav. 4, L225 (1987).
- [96] P.C.W .Davies, Class.Quantum Grav. 5, 1349 (1988).
- [97] M .Giovannini, Phys.Rev.D 59 121301 (1999).
- [98] W .Zimdahl and D .Pavon, Phys.Rev.D 61 , 108301 (2000).
- [99] M .Giovannini, Phys.Rev.D 61, 108302 (2000).
- [100] M .Cataldo and P.Mella, Phys.Lett.B 642, 5 (2006).
- [101] M .Gasperini and M .Giovannini, Phys.Lett.B 301, 334 (1993).
- [102] M .Gasperini and M .Giovannini, Class.Quant.Grav. 10, L133 (1993).
- [103] A .Borde and A .Vilenkin, Phys.Rev.Lett. 72, 3305 (1994).
- [104] A .Borde and A .Vilenkin, Int.J.M od.Phys.D 5, 813 (1996).
- [105] A .Borde and A .Vilenkin, Phys.Rev.D 56, 717 (1997).
- [106] A .Borde, A .H .Guth and A .Vilenkin, Phys.Rev.Lett. 90, 151301 (2003).

- [107] E.M. Lifshitz and I.M. Khalatnikov, Sov. Phys. JETP 12, 108 (1960).
- [108] E.M. Lifshitz and I.M. Khalatnikov, Sov. Phys. JETP 12, 558 (1961).
- [109] I.M. Khalatnikov and E.M. Lifshitz, Phys. Rev. Lett. 24, 76 (1970).
- [110] V.A. Belinskii and I.M. Khalatnikov, Sov. Phys. JETP 30, 1174 (1970).
- [111] V.A. Belinskii and I.M. Khalatnikov, Sov. Phys. JETP 36, 591 (1973).
- [112] V.A. Belinskii, E.M. Lifshitz and I.M. Khalatnikov, Sov. Phys. Usp. 13, 745 (1971).
- [113] N. Denuelle and D. Goldwirth, Phys. Rev. D 51, 1563 (1995).
- [114] N. Denuelle and K. Tomita, Phys. Rev. D 50, 7216 (1994).
- [115] G. Comer, N. Denuelle, D. Langlois, and J. Parry, Phys. Rev. D 49, 2759 (1994).
- [116] I.M. Khalatnikov, A.Y. Kamenshchik, M. Martellini and A.A. Starobinsky, JCAP 0303, 001 (2003).
- [117] M. Giovannini, Phys. Lett. B 634, 1 (2006).
- [118] M. Giovannini, JCAP 0509, 009 (2005).
- [119] M. Giovannini, Phys. Rev. D 72, 083508 (2005).
- [120] M. Gasperini, N.G. Sanchez and G. Veneziano, Nucl. Phys. B 364, 365 (1991).
- [121] M. Gasperini, N.G. Sanchez and G. Veneziano, Int. J. Mod. Phys. A 6, 3853 (1991).
- [122] H.J. de Vega and N.G. Sanchez, Phys. Lett. B 197, 320 (1987).
- [123] L.F. Abbott and M.B. Wise, Nucl. Phys. B 244, 541 (1984).
- [124] F. Lucchin and S. Matarrese, Phys. Rev. D 32, 1316 (1985).
- [125] F. Lucchin and S. Matarrese, Phys. Lett. B 164, 282 (1985).
- [126] D. Lyth and E. Stewart, Phys. Lett. B 274, 168 (1992).
- [127] G.F.R. Ellis and M.S. Madsen, Class. Quant. Grav. 8, 667 (1991).
- [128] G.F.R. Ellis and R. Maartens, Class. Quant. Grav. 21, 223 (2004).
- [129] D. Cirigliano, H.J. de Vega and N.G. Sanchez, Phys. Rev. D 71, 103518 (2005).
- [130] D. Boyanovsky, H.J. de Vega and N.G. Sanchez, Phys. Rev. D 73, 023008 (2006).
- [131] H.J. de Vega and N.G. Sanchez, Phys. Rev. D 74, 063519 (2006).
- [132] D. Boyanovsky, H.J. de Vega and N.G. Sanchez, Phys. Rev. D 74, 123006 (2006).
- [133] D. Boyanovsky, H.J. de Vega and N.G. Sanchez, Phys. Rev. D 74, 123007 (2006).
- [134] C. Destri, H.J. de Vega and N.G. Sanchez, arXiv astro-ph/0703417.

- [135] J.M. Bardeen, Phys. Rev. D 22, 1882 (1980).
- [136] W. Press and E. Vishniac, Astrophys. J. 239, 1 (1980).
- [137] W. Press and E. Vishniac, Astrophys. J. 236, 323 (1980).
- [138] C.P. Ma and E. Bertschinger, Astrophys. J. 455, 7 (1995).
- [139] J. Bardeen, P. Steinhardt, M. Tumer, Phys. Rev. D 28, 679 (1983).
- [140] R. Brandenberger, R. Kahn, and W. Press, Phys. Rev. D 28, 1809 (1983).
- [141] D.H. Lyth, Phys. Rev. D 31, 1792 (1985).
- [142] E.M. Lifshitz and I.M. Khalatnikov, Sov. Phys. Usp. 6, 495 (1964) [Usp. Fiz. Nauk. 80, 391 (1964)].
- [143] M. Giovannini, Class. Quant. Grav. 22, 363 (2005).
- [144] M. Giovannini, Phys. Rev. D 70, 103509 (2004).
- [145] L.P. Grishchuk, Sov. Phys. JETP 40, 409 (1975) [Zh. Eksp. Teor. Fiz. 67, 825 (1974)].
- [146] L.P. Grishchuk, JETP Lett. 23, 293 (1976) [Pis'ma Zh. Eksp. Teor. Fiz. 23, 326 (1976)].
- [147] B. Allen, Phys. rev. D 37, 2078 (1988).
- [148] V. Sahni, Phys. Rev. D 42, 453 (1990).
- [149] L.P. Grishchuk and M. Solokhin, Phys. Rev. D 43, 2566 (1991).
- [150] M. Gasperini and M. Giovannini, Phys. Lett. B 282, 36 (1992).
- [151] V. Bozza, M. Giovannini and G. Veneziano, JCAP 0305, 001 (2003).
- [152] M. Giovannini, Class. Quant. Grav. 20, 5455 (2003).
- [153] M. Abramowitz and I.A. Stegun, Handbook of Mathematical Functions (Dover, New York, 1972).
- [154] A. Erdelyi, W. Magnus, F. Oberhettinger, and F. Tricomi, Higher Transcendental Functions (McGraw-Hill, New York, 1953).
- [155] B. Allen, in Proceedings of the Les Houches School on Astrophysical Sources of Gravitational Waves, edited by J. Mark and J.P. Lasota (Cambridge University Press, Cambridge England, 1996).
- [156] B. Schutz, Class. Quantum Grav. 16, A131 (1999).
- [157] V. Kaspi, J. Taylor, and M. Ryba, Astrophys. J. 428, 713 (1994).
- [158] V.F. Schwartzman, JETP Lett 9, 184 (1969) [Pis'ma Zh. Eksp. Teor. Fiz. 9, 315 (1969)].
- [159] M. Giovannini, Stochastic GW backgrounds and ground based detectors, gr-qc/0009101.
- [160] M. Giovannini, Phys. Rev. D 60, 123511 (1999).

- [161] M .G iovannini, C lass. Q uant. G rav. 16, 2905 (1999).
- [162] D .Babusci and M .G iovannini, Phys. Rev. D 60, 083511 (1999).
- [163] M .G asperini and M .G iovannini, Phys. Rev. D 47, 1519 (1993).
- [164] R .B rustein, M .G asperini, M .G iovannini and G .Veneziano, Phys. Lett. B 361, 45 (1995).
- [165] D .Babusci and M .G iovannini, Int. J. M od. Phys. D 10, 477 (2001).
- [166] P .B emard, G .G em m e, R .P arodi and E .P icasso, Rev. Sci. Instrum . 72, 2428 (2001).
- [167] R .B allantini et al, C lass. Q uant. G rav. 20, 3505 (2003).
- [168] R .B allantini, P .B emard, A .C hincarini, G .G em m e, R .P arodi and E .P icasso, C lass. Q uant. G rav. 21 (2004) S1241.
- [169] A .M .C ruise and R .M .J. Ingley, C lass. Q uant. G rav. 23, 6185 (2006).
- [170] A .M .C ruise and R .M .J. Ingley, C lass. Q uant. G rav. 22, S479 (2005).
- [171] A .O .B arut and L .G irardello, Com m un. M ath. Phys. 21, 41 (1971).
- [172] D .S toler, Phys. Rev. D 1, 3217 (1970).
- [173] H .P .Yuen, Phys. Rev. A 13, 2226 (1976).
- [174] R .L ouden, The Q uantum Theory of Light, (O xford U niversity P ress, 1991).
- [175] L .M andel and E .W olf, Optical C oherence and Q uantum optics, (C am bridge U niversity P ress, C am bridge, England, 1995).
- [176] B .L .S hum aker, Phys. Rep. 135, 317 (1986).
- [177] J .G rochm alicki and M .L ewenstein, Phys. Rep. 208, 189 (1991).
- [178] L .P .G rishchuk and Yu .V .Sidorov, Phys. Rev. D 42, 3413 (1990).
- [179] M .G iovannini, Phys. Rev. D 61, 087306 (2000).
- [180] M .G asperini, M .G iovannini and G .Veneziano, Phys. Rev. D 48, 439 (1993).
- [181] M .K ruczenski, L .E .O xm an and M .Zakharriaga, C lass. Q uant. G rav. 11, 2317 (1994).
- [182] D .K oks, A .M atacz and B .L .H u, Phys. Rev. D 55, 5917 (1997) [Erratum –ibid. D 56, 5281 (1997)].
- [183] D .R .T ruax, Phys. Rev. D 13, 1988 (1985).
- [184] R .A .F isher, M .M .N ieto, and V .S andberg Phys Rev. D 29, 1107 (1984).
- [185] M .G iovannini, C lass. Q uant. G rav. 23, R1 (2006).
- [186] M .G iovannini, Int. J. M od. Phys. D 13, 391 (2004).

- [187] M . G i o v a n n i n i, Phys. Rev. D 73, 101302 (2006)
- [188] M . G i o v a n n i n i, C l a s s. Q u a n t. G r a v. 23, 4991 (2006).
- [189] M . G i o v a n n i n i, Phys. Rev. D 74, 063002 (2006).
- [190] S. C h a n d r a s e k a r, Radiative Transfer, (D o v e r, New York, U S, 1966).
- [191] A . P e r a i a h, An Introduction to Radiative Transfer, (C a m b r i d g e U n i v e r s i t y P r e s s, C a m b r i d g e, U K , 2001).
- [192] W . H u and N . S u g i y a m a, A s t r o p h y s. J. 444, 489 (1995).
- [193] W . H u and N . S u g i y a m a, Phys. Rev. D 51, 2599 (1995).
- [194] W . H u and N . S u g i y a m a, Phys. Rev. D 50, 627 (1994).
- [195] W . H u and N . S u g i y a m a, A s t r o p h y s. J. 471, 542 (1996).
- [196] W . H u, D . S c o t t, N . S u g i y a m a and M . J. W h i t e, Phys. Rev. D 52, 5498 (1995).
- [197] D . D . H a r a r i and M . Z a l d a r r i a g a, Phys. Lett. B 319, 96 (1993).
- [198] M . Z a l d a r r i a g a and D . D . H a r a r i, Phys. Rev. D 52, 3276 (1995).
- [199] D . D . H a r a r i, J. D . H a y w a r d and M . Z a l d a r r i a g a, Phys. Rev. D 55, 1841 (1997).
- [200] A . K o s o w s k y, A n n a l s P h y s. 246, 49 (1996).
- [201] A . K o s o w s k y and A . L o e b, A s t r o p h y s. J. 469, 1 (1996).
- [202] J. R . B o n d and A . S. S z a l a y, A s t r o p h y s. J. 274, 443 (1983).
- [203] J. D . J a c k s o n, C l a s s i c a l E l e c t r o d y n a m i c s, (W i l e y, New York, U S, 1975).
- [204] A . K o s o w s k y, N e w A s t r o n. R e v. 43, 157 (1999).
- [205] See, for instance, <http://www.cmbfast.org>.
- [206] U . S e l j a k and M . Z a l d a r r i a g a, A s t r o p h y s. J. 469, 437 (1996).
- [207] W . H u, A n n a l s P h y s. 303, 203 (2003).
- [208] M . Z a l d a r r i a g a, A s t r o p h y s. J. 503, 1 (1998)
- [209] W . H u and M . J. W h i t e, N e w A s t r o n. 2, 323 (1997).
- [210] W . H u and M . W h i t e, Phys. Rev. D 56, 596 (1997).
- [211] J. R . B o n d and G . E f s t a t h i o u, M o n. N o t. R o y. A s t r o n. S o c. 226, 655 (1987).
- [212] J. R . B o n d and G . E f s t a t h i o u, A s t r o p h y s. J. 285, L45 (1984).
- [213] B . J o n e s and R . W y s e, A s t r o n. A s t r o p h y s. 149, 144 (1985).
- [214] L. V e r d e et al., A s t r o p h y. J. S u p p l. 148, 195 (2003).

- [215] G .Esfathiou and J.Bond, *Mon.Not.Roy.Astron.Soc.* 304, 75 (1999).
- [216] S.W einberg, *Phys.Rev.D* 62, 127302 (2000).
- [217] S.W einberg, *Astrophys. J.* 581, 810 (2002).
- [218] S.W einberg, *Phys.Rev.D* 64, 123512 (2001).
- [219] S.W einberg, *Phys.Rev.D* 64, 123511 (2001).
- [220] F .Atrio-Barandela, A .D oroshkevich, and A .K lypin, *Astrophys. J.* 378, 1 (1991).
- [221] P .Naselsky and I.N ovikov, *Astrophys. J.* 413, 14 (1993).
- [222] H .Jorgensen, E .K otok, P .N aselsky, and I N ovikov, *Astron. Astrophys.* 294, 639 (1995).
- [223] A .G .D oroshkevich, I. P .N aselsky, P .D .N aselsky and I. D .N ovikov, *Astrophys. J.* 586, 709 (2003).
- [224] A .G .D oroshkevich and P .D .N aselsky, *Phys.Rev.D* 65 (2002) 123517.
- [225] V .M ukhanov, V .F .M ukhanov, *Int. J. Theor. Phys.* 43, 623 (2004).
- [226] U .Seljak and M .Zaldarriaga, *Phys. Rev. Lett.* 78, 2054 (1997).
- [227] M .Zaldarriaga and U .Seljak, *Phys.Rev.D* 55, 1830 (1997).
- [228] W .Hu and M .W hite, *Phys.Rev.D* 56 (1997) 596
- [229] M .K am ionkowski, A .K osowsky and A .Stebbins, *Phys.Rev.D* 55 , 7368 (1997).
- [230] A .Polnarev, *Sov. Astron.* 29, 607 (1985).
- [231] R .Crittenden, J. Bond, R .D avis, G .Esfathiou, and P .Steinhardt, *Phys. Rev. Lett.* 71, 324 (1993).
- [232] L .Knox, Y .S. Song, *Phys. Rev. Lett.* 89, 011303 (2002).
- [233] W .Hu, U .Seljak, M .W hite, and M .Zaldarriaga, *Phys.Rev.D* 57, 3290 (1998).
- [234] U .Seljak and M .Zaldarriaga, *Astrophys. J.* 469, 437 (1996).
- [235] V .N .Lukash, *Sov. Phys. JETP* 52, 807 (1980) [*Zh. Eksp. Teor. Fiz.* 79, (1980)]
- [236] V .F .M ukhanov, *Sov. Phys. JETP* 67, 1297 (1988) [*Zh. Eksp. Teor. Fiz.* 94N 7, 1 (1988)].
- [237] E .Stewart and D .Lyth, *Phys. Lett. B* 302, 171 (1992).