

$f(R)$ gravity theories in Palatini formalism : cosmological dynamics and observational constraints

Stephane Fay^{1,2} and Reza Tavakol^{1,y}

¹School of Mathematical Sciences,
Queen Mary, University of London,
London E1 4NS, UK and

²Laboratoire Univers et Theories (LUTH), UMR 8102
Observatoire de Paris, F-92195 Meudon Cedex, France

Shinji Tsujikawa^z

Department of Physics, Gunma National College of Technology, Gunma 371-8530, Japan

We make a systematic study of the cosmological dynamics for a number of $f(R)$ gravity theories in Palatini formalism, using phase space analysis as well as numerical simulations. Considering homogeneous and isotropic models, we find a number of interesting results: (i) models based on theories of the type (a) $f(R) = R - R^n$ and (b) $f(R) = R + \ln R$, unlike the metric formalism, are capable of producing the sequence of radiation-dominated, matter-dominated and de-Sitter periods, and (ii) models based on theories of the type (c) $f(R) = R + R^m - R^n$ can produce early as well as late accelerating phases but an early inflationary epoch does not seem to be compatible with the presence of a subsequent radiation-dominated era. Thus for the classes of models considered here, we have been unable to find the sequence of all four dynamical epochs required to account for the complete cosmological dynamics, even though three out of four phases are possible.

We also place observational constraints on these models using the recently released supernovae data by the Supernova Legacy Survey as well as the baryon acoustic oscillation peak in the SDSS luminous red galaxy sample and the CMB shift parameter. The best-fit values are found to be $n = 0.027$; $m = 4.63$ for the models based on (a) and $n = 0.11$; $m = 4.62$ for the models based on (b), neither of which are significantly preferred over the Λ CDM model. Moreover, the logarithmic term alone is not capable of explaining the late acceleration. The models based on (c) are also consistent with the data with suitable choices of their parameters.

We also find that some of the models for which the radiation-dominated epoch is absent prior to the matter-dominated era also fit the data. The reason for this apparent contradiction is that the combination of the data considered here does not place stringent enough constraints on the cosmological evolution prior to the decoupling epoch, which highlights the importance of our combined theoretical-observational approach to constrain models.

I. INTRODUCTION

Recent high-precision observations by the Wilkinson Microwave Anisotropy Probe (WMAP), together with other Cosmic Microwave Background (CMB) and high redshift surveys have produced a wealth of information regarding the early universe. The analysis of the resulting data has provided strong evidence for the core predictions of the inflationary cosmology, including the almost spatial flatness of the universe [1, 2]. Furthermore, these observations coupled with the low redshift supernovae surveys [3, 4, 5, 6, 7] and observations of large scale structure [8, 9] and baryon acoustic oscillations [10] suggest that the universe is at present undergoing a phase of accelerated expansion (see Refs. [11, 12] for reviews). Thus a 'standard' model of cosmology has emerged which is characterised by four distinct phases: accelerated expansions at both early and late times, mediated by radiation-dominated and matter-dominated eras. The central question in cosmology at present is, therefore, how to successfully account for these distinct dynamical phases in the history of the universe, and in particular whether they can all be realised simultaneously within a single theoretical framework, motivated by a fundamental theory of quantum gravity.

A number of scenarios have been proposed to account for these dynamical modes of behaviour. These fall into two categories: (i) those involving the introduction of exotic matter sources, and (ii) those introducing changes to the gravitational sector of General Relativity. Among the latter are $f(R)$ gravity theories, which involve non-linear

steph.fay@qmul.ac.uk

^y r.tavakol@qmul.ac.uk

^z shinji@nat.gunma-c.ac.jp

generalisations to the (linear) Hilbert action. Nonlinear modifications are expected to be present in the effective action of the gravitational field when string/M-theory corrections are considered [13, 14, 15, 16].

A great deal of effort has recently gone into the study of such theories. An important reason for this interest has been the demonstration that generalised Lagrangians of this type – which include negative as well as positive powers of the curvature scalar – can lead to accelerating phases both at early [17] and late [18, 19] times in the history of the universe (see also Ref. [20]).

In deriving the Einstein field equations from the Hilbert action the variations are taken with respect to the metric coefficients, while the connections are assumed to be the Christoffel symbols defined in terms of the metric. An alternative procedure – the so called Palatini approach, originally considered by Einstein himself – is to treat both the metric and the (a)ne connections as independent variables and perform the variations with respect to both. In the case of linear Hilbert action both approaches produce identical results, as long as the energy-momentum tensor does not depend on the connection [21]. This, however, is not the case once the gravitational Lagrangian is allowed to be nonlinear. In that case the two methods of variation produce different field equations with nontrivial differences in the resulting dynamics.

Performing variations of nonlinear actions using the metric approach results in field equations that are fourth order; which makes them difficult to deal with in practice. Furthermore, within this framework, models based on theories of the type $f(R) = R - R^n$ have difficulties passing the solar system tests [22] and having the correct Newtonian limit [23]. In addition such theories suffer gravitational instabilities as discussed in Ref. [24]. Also recent studies have found that these theories are not able to produce a standard matter-dominated era followed by an accelerated expansion [25, 26]. Finally, models based on theories of the type $f(R) = R + R^m - R^n$ have been shown to have difficulties in satisfying the set of constraints coming from early and late-time acceleration, Big Bang Nucleosynthesis and CMB force experiments [27]. (See Refs. [28] for other works concerning the metric formalism.)

Variations using the Palatini approach [29, 30], however, result in second order field equations which are in addition known to be free of instabilities [31, 32]. Such theories have also been shown to satisfy the solar system tests and have the correct Newtonian limit [33]. Here we shall concentrate on the Palatini approach and consider a number of families of $f(R)$ theories recently put forward in the literature. These theories have been the focus of great deal of interest recently with a number of studies attempting to determine their viability as cosmological theories, both theoretically [23, 34, 35, 36, 37] and observationally [38]. Despite these efforts, it is still fair to say that cosmological dynamics of models based on such theories is not fully understood. Of particular interest is the number of dynamical phases such models are capable of admitting, among the four phases required for strict cosmological viability, namely early and late accelerating phases mediated by radiation-dominated and matter-dominated epochs. Especially it is important to determine whether they are capable of allowing all four phases required for cosmological evolution. We should note that the idea that such theories should be capable of successfully accounting for all four phases is clearly a maximal demand. It would still be of great interest if such theories could successfully account for a sequence of such phases, such as the first or the last three phases. For example the presence of the last 3 phases could distinguish these from the corresponding theories based on the metric formalism [25]. Also observational constraints have so far only been obtained for the models based on the theories of the type $f(R) = R - R^n$. Such constraints need to be also studied for other theories considered in this context in the literature.

Here in order to determine the cosmological viability of models based on $f(R)$ theories in Palatini formalism we shall employ a two pronged approach. Considering homogeneous and isotropic settings, we shall first provide autonomous equations applicable to any $f(R)$ gravity theory. We shall then make a systematic and detailed phase space analysis of a number of families of $f(R)$ theories. This provides a clear understanding of the dynamical modes of behaviour which are admitted by these theories, and in particular whether these theories possess early and late accelerating phases which are mediated by the radiation-dominated and matter-dominated eras respectively. The existence of these phases is a necessary but not sufficient condition for cosmological viability of such theories. To be cosmologically viable, it is also necessary that the subset of parameters in these theories that allows these phases to exist are also compatible with observations [44]. We constrain these parameters for a number of families of $f(R)$ theories using the data from recent observations, including recently released supernovae data by the Supernova Legacy Survey [7] as well as the baryon acoustic oscillation peak in the Sloan Digital Sky Survey (SDSS) luminous red galaxy sample [10] and the CMB shift parameter [1, 2].

The plan of the paper is as follows. In Section II we give a brief account of the Palatini formalism and provide the basic equations for general $f(R)$ theories. We also introduce new variables which allow these equations to be written as autonomous dynamical systems. In Section III we proceed to study the cosmological dynamics for a number of classes of $f(R)$ theories. Particular emphasis will be placed on finding cases which can allow the largest number of dynamical phases required in the cosmological evolution. In Section IV we obtain observational constraints on these theories. This allows further constraints to be placed on the parameters of these theories. Finally we conclude in Section V.

II. $f(R)$ THEORIES IN PALATINI FORMALISM AND AUTONOMOUS EQUATIONS

We consider the classes of theories given by the generalised action

$$S = \int d^4x \sqrt{-g} \left[\frac{1}{2} f(R) + L_m + L_r \right]; \quad (1)$$

where f is a differentiable function of the Ricci scalar R , L_m and L_r are the Lagrangians of the pressureless dust and radiation respectively, $\kappa = 8\pi G$ and G is the gravitational constant. Motivated by recent observations we shall study the cosmological dynamics in these theories for a flat Friedmann-Lemaître-Robertson-Walker (FLRW) background

$$ds^2 = -dt^2 + a^2(t)dx^2; \quad (2)$$

where $a(t)$ is the scale factor and t is the cosmic time.

As was mentioned above, in Palatini formalism the metric and the affine connections are treated as independent variables with respect to which the action is varied. Varying the action (1) with respect to the metric $g_{\mu\nu}$ gives (see e.g. Ref. [23])

$$F_R \frac{1}{2} f g_{\mu\nu} = T_{\mu\nu}; \quad (3)$$

where $F_R = df/dR$ and $T_{\mu\nu}$ is given by

$$T_{\mu\nu} = \frac{2}{\sqrt{-g}} \frac{\delta [L_m + L_r]}{\delta g^{\mu\nu}}; \quad (4)$$

For the FLRW metric with pressureless dust and radiation we obtain the generalised Friedmann equation

$$3H^2 + \frac{\ddot{a}}{a} F_R = \kappa(\rho_m + 2\rho_r); \quad (5)$$

where a dot denotes differentiation with respect to t and $H = \dot{a}/a$ is the Hubble parameter. Here ρ_m and ρ_r are the energy densities of matter and radiation, respectively, which satisfy

$$\dot{\rho}_m + 3H\rho_m = 0; \quad (6)$$

$$\dot{\rho}_r + 4H\rho_r = 0; \quad (7)$$

Contracting Eq. (3), and recalling that the trace of the radiative fluid vanishes, gives

$$F_R - 2f = \kappa \rho_m; \quad (8)$$

Using Eqs. (5)–(8) we obtain

$$R = \frac{3}{F_R} H^2 + \frac{\ddot{a}}{a} = 3H \frac{F_R}{F_R} + \frac{2f}{F_R}; \quad (9)$$

where a prime denotes a derivative with respect to R . Combining Eqs. (5) and (9) we find

$$H^2 = \frac{2(\rho_m + \rho_r) + F_R}{6F_R} \frac{f}{F_R}; \quad (10)$$

where

$$1 - \frac{3F_R}{2F_R} \left(\frac{F_R}{F_R} - \frac{2f}{F_R} \right)^2; \quad (11)$$

In the case of the Hilbert action with $f = R$, Eq. (10) reduces to the standard Friedmann equation: $H^2 = (\rho_m + \rho_r)/3$.

To obtain a clear picture of possible dynamical regimes admitted by these theories, we shall make a detailed study of a number of families of $f(R)$ theories of the type (1), using phase space analysis. It is convenient to express these systems as autonomous systems by introducing the following dimensionless variables:

$$Y_1 = \frac{F_R}{6F_R} \frac{f}{H^2}; \quad Y_2 = \frac{\rho_r}{3F_R H^2}; \quad (12)$$

In terms of these variables the constraint equation (10) becomes

$$\frac{m}{3F - H^2} = 1 - y_1 - y_2 : \quad (13)$$

Differentiating Eq. (10) and using Eqs. (5)–(10) we obtain

$$2\frac{H}{H^2} = -3 + 3y_1 - y_2 \frac{F}{H F} - \frac{H}{H} + \frac{F-R}{6F - H^3} : \quad (14)$$

Now using variables (12) together with Eqs. (13) and (14) we can derive the corresponding evolution equations for the variables y_1 and y_2 thus:

$$\frac{dy_1}{dN} = y_1 [3 - 3y_1 - y_2 + C(R)(1 - y_1)] ; \quad (15)$$

$$\frac{dy_2}{dN} = y_2 [1 - 3y_1 - y_2 - C(R)y_1] ; \quad (16)$$

where $N = \ln a$ and

$$C(R) = \frac{R F}{H(F - R - f)} = 3 \frac{(F - R - 2f)F^0 R}{(F - R - f)(F^0 R - F)} : \quad (17)$$

We also note that the following constraint equation also holds

$$\frac{F - R - 2f}{F - R - f} = \frac{1 - y_1 - y_2}{2y_1} ; \quad (18)$$

which shows that R and thus $C(R)$ can in principle be expressed in terms of variables y_1 and y_2 .

The behaviours of the variables y_1 and y_2 depend on the behaviour of the function $C(R)$. In particular, the divergence of $C(R)$ can prevent y_1 and y_2 from reaching equilibrium, as we shall see in the next Section. To proceed here we shall assume that $C(R)$ is well behaved. In that case an important step in understanding the dynamics of such systems is to look at their equilibrium points/invariant sets and their stabilities. The fixed points $(y_1; y_2)$ satisfy $dy_1/dN = 0 = dy_2/dN$. In this case (even when $C(R)$ depends on R , but excluding the cases $C(R) = 3; 4$) we obtain the following fixed points:

$$F : (y_1; y_2) = (0; 1), \quad [\text{We shall discuss this case further below.}]$$

$$M : (y_1; y_2) = (0; 0),$$

$$B : (y_1; y_2) = (1; 0).$$

If $C(R) = 3$, as is the case with the model $f(R) / R^n$ ($n \in 1; 2$), we obtain (a) $(y_1; y_2) = (0; 1)$ and (b) $(y_1; y_2) = (y_1^{(c)}; 0)$ where $y_1^{(c)}$ is a constant. When $C(R) = 4$, the fixed points are given by (a) $(y_1; y_2) = (0; 0)$, (b) $(y_1; y_2) = (1; 0)$ and (c) $(y_1; y_2) = (y_1^{(c)}; 1 - y_1^{(c)})$. Note that in both these cases the latter points in fact correspond to a line of (rather than isolated) fixed points.

The stability of the fixed points in the 2-dimensional phase space $(y_1; y_2)$ can then be studied by linearising the equations and obtaining the eigenvalues of the corresponding Jacobian matrices calculated at each equilibrium point [40]. Assuming that $dC = dy_1$ and $dC = dy_2$ remain bounded, we find the following eigenvalues for the above fixed points:

$$F : (\lambda_1; \lambda_2) = (4 + C(R); 1),$$

$$M : (\lambda_1; \lambda_2) = (3 + C(R); -1),$$

$$B : (\lambda_1; \lambda_2) = (-3 - C(R); 4 - C(R)).$$

In the following we shall also find it useful to define an effective equation of state (EOS), w_e , which is related to the Hubble parameter via $H = H^2 = (3/2)(1 + w_e)$. Using Eq. (14) we find

$$w_e = -y_1 + \frac{1}{3}y_2 + \frac{F}{3HF} + \frac{H}{3H} - \frac{F-R}{18F - H^3} : \quad (19)$$

Once the fixed points of the system are obtained, one can evaluate the corresponding effective equation of state by using this relation.

III. COSMOLOGICAL DYNAMICS FOR MODELS BASED ON $f(R)$ THEORIES

In this section we shall use the above formalism to study a number of families of $f(R)$ theories, recently considered in the literature.

$$A. \quad f(R) = R$$

The simplest model not ruled out by observations is the Λ CDM model. To start with, therefore, it is instructive to consider this model in this context, as it represents the asymptotic state in a number of cases considered below. The Lagrangian in this case is given by

$$f(R) = R \quad ; \quad (20)$$

which gives $C(R) = 0$. Eqs. (15) and (16) then reduce to

$$\frac{dy_1}{dN} = y_1 (3 - 3y_1 + y_2) ; \quad (21)$$

$$\frac{dy_2}{dN} = y_2 (1 - 3y_1 + y_2) ; \quad (22)$$

with fixed points given by

$$P_r : (y_1; y_2) = (0; 1) ; \quad P_m : (y_1; y_2) = (0; 0) ; \quad P_d : (y_1; y_2) = (1; 0) ; \quad (23)$$

The corresponding eigenvalues can be evaluated to be

$$P_r : (\lambda_1; \lambda_2) = (1; 4) ; \quad P_m : (\lambda_1; \lambda_2) = (3; 1) ; \quad P_d : (\lambda_1; \lambda_2) = (-3; -4) ; \quad (24)$$

Thus the fixed points P_r , P_m and P_d correspond to an unstable node, a saddle point and a stable node, respectively. From Eq. (19) the effective equation of state is in this case given by $w_e = -y_1 + y_2 = 3$. This then leads to $w_e = 1/3$, 0 and -1 for the three points given in Eq. (23), indicating radiation-dominated, matter-dominated and de-Sitter phases, respectively. We have confirmed that this sequence of behaviours does indeed occur by directly solving the autonomous equations (21) and (22).

The Λ CDM model corresponds to $f(R) = R$, in which case $C(R)$ vanishes because $F^0 = 0$. Equation (17) shows that $C(R)$ also vanishes when

$$FR - 2f = 0 ; \quad (25)$$

provided that other terms in the expression of $C(R)$ do not exhibit divergent behaviour. When $C(R) \neq 0$ the system possesses the fixed points P_r , P_m and P_d . In principle, the nature of the point P_d depends on the nature of the theory under study, i.e. the system (15)–(16). If the last terms in these equations vanish sufficiently fast as $C(R) \neq 0$, then P_d corresponds to a de-Sitter solution which is a stable node since its eigenvalues are given by $(\lambda_1; \lambda_2) = (-3; -4)$. If, on the other hand, these terms fall slower than $1/N$, then they can contribute to the evolution of y_1 and y_2 and the point P_d may be different from a de-Sitter point. We note, however, that for all the theories considered in this paper P_d corresponds to a de-Sitter point.

B. $f(R)$ theories with the sum of power-law terms

The families of models we shall consider in this section belong to the classes of theories given by

$$f(R) = R + R^m + R^n = R^n ; \quad (26)$$

where m and n are real constants with the same sign and m and n have dimensions $[mass]^{2(1-m)}$ and $[mass]^{2(n+1)}$ respectively. Such theories have been considered with the hope of explaining both the early and the late accelerating phases in the universe [23, 32]. In this subsection we shall make a detailed study of models based on such theories in order to determine whether they admit viable cosmological models, with both early and late time acceleration phases. In this case equation (18) becomes

$$\frac{1}{(m-1)R^{m-1} + (n+1)R^{n-1}} \left(\frac{m-2}{m-1} R^{m-1} - \frac{(n+2)}{(n+1)} R^{n-1} \right) = \frac{1}{2y_1} \frac{y_1}{y_2} ; \quad (27)$$

which in principle allows R to be expressed in terms of y_1 and y_2 , at least implicitly. The function $C(R)$ is given by

$$C(R) = \frac{[1 - (m-2)R^{n-1} - (n+2)R^{n-1}][m(m-1)R^m - n(n+1)R^n]}{[1 - m(m-2)R^{n-1} + n(n+2)R^{n-1}][m(m-1)R^m + (n+1)R^n]}; \quad (28)$$

Before proceeding, some comments are in order concerning the variables y_1 and y_2 . From the expression for Hubble function (10), one can observe that if $FR - f > 0$ then one requires $6F > 0$, as otherwise H^2 would be negative. Assuming (see below) that at late times Eq. (26) tends to $R = R^n$, then $FR - f \sim (1+n)R^n$ which is thus positive since observations (see section IV A) require $n > -1$ and $f > 0$. Hence at late times y_1 and y_2 are positive and, from Eq. (13), their sum must be smaller than 1, as otherwise \dot{m} would be negative. Similarly assuming (see below) that at early times Eq. (26) tends to $R + R^m$, then we have $FR - f \sim (m-1)R^m$. To obtain an early time inflation, we need $m > 1$ (as we shall see below). Moreover, for the action to remain positive at early times, we require $f > 0$ which implies $f > 0$. Therefore $FR - f$ is again positive. Thus y_1 and y_2 are positive also at early times, with a sum which is smaller than 1 for physical reasons. This indicates that at both early and late times, variables y_1 and y_2 can be treated as normalised.

1. Limiting behaviours

To study the full behaviour of the theories of the type (26) it is useful to first consider the limiting cases where one of the nonlinear terms in the action will dominate. We shall consider these cases separately.

(i) The $f = 0$ case

In this case (26) reduces to

$$f(R) = R = R^n; \quad (29)$$

and $C(R)$ becomes

$$C(R) = 3n \frac{R^{1+n} (2+n)}{R^{1+n} + n(2+n)}; \quad (30)$$

which allows R to be expressed in terms of y_1 and y_2 thus:

$$R^{1+n} = \frac{[3y_1 + n(y_1 - y_2 + 1) - y_2 + 1]}{2y_1}; \quad (31)$$

The critical points in this case are given by

$$P: (y_1; y_2) = (0; 1).$$

Since the numerator and the denominator of Eq. (31) tend to zero as one approaches P , care must be taken in this case. We therefore split the analysis into three parts:

1. P_{r1} : This point corresponds to $R^{1+n} \rightarrow 1$ and $C \rightarrow 3n$. The eigenvalues in this case are given by $(\lambda_1; \lambda_2) = (3n+4; 1)$ with $w_e = 1/3$.
2. P_{r2} : This point corresponds to $R^{1+n} \rightarrow 1$ and $C \rightarrow 3$. The eigenvalues in this case are given by $(\lambda_1; \lambda_2) = (1; 1)$ with $w_e = 2/3$ $\Rightarrow n = -1$.
3. P_{r3} : $R^{1+n} \rightarrow \text{constant}$. This case, however, does not occur since then $y_1 \rightarrow y_2 \rightarrow 1$ (the reasoning would still remain the same if y_1 is of the same order of magnitude as $1 - y_2$) which would imply that R^{n+1} should tend to $(3+n)/2$. But from Eq. (13), one can deduce that $\dot{m} \sim (FR + f)/2$ and from Eq. (8) that $\dot{m} = FR + 2f$. Hence this would imply $(FR + f)/2 = FR + 2f$ which is not possible.

$$R: (y_1; y_2) = (0; 0).$$

In this case $C \rightarrow 3n$, $(\lambda_1; \lambda_2) = (3(n+1); -1)$ and $w_e = 0$.

$$B: (y_1; y_2) = (1; 0).$$

In this case R is a nonzero constant satisfying $R^{1+n} = (2+n)$ with $C = 0$, $(\lambda_1; \lambda_2) = (-3; -4)$ and $w_e = 1$. This de-Sitter point exists for $n > -2$ provided that $R > 0$ and $f > 0$.

| n | P_{r1} | P_{r2} | P_m | P_d | P |
|-----------------|----------|----------|--------|--------|--------|
| $n < -2$ | saddle | unstable | stable | { | saddle |
| $-2 < n < -4/3$ | saddle | unstable | stable | stable | saddle |
| $-4/3 < n < -1$ | unstable | unstable | stable | stable | saddle |
| $-1 < n < 0$ | unstable | unstable | saddle | stable | stable |
| $n > 0$ | unstable | unstable | saddle | stable | saddle |

Table I: Fixed points and their natures for models based on theories of the type $f(R) = R + \frac{C}{R^n}$. The existence of the P_d point here assumes that $n > 0$. For negative n the symbol '{' in the Table should be replaced by 'stable' and vice versa.

$$P : (y_1; y_2) = \left(\frac{n+1}{n+3}; 0 \right).$$

In this case $C = 3n$, $(\gamma_1; \gamma_2) = (1 + 1/n; 1)$ and $w_e = 1 - 1/n$.

This fixed point is, however, not relevant in the asymptotic regimes that we shall consider. This is because with observationally motivated parameters (see below) $\frac{n+1}{n+3} > 0$ which thus implies $y_1 < 0$. However we have shown that for late and early times $0 < y_1 < 1$.

A summary of fixed points in this case together with their stability properties is given in Table I. An inspection of this table shows that the sequence of radiation (P_{r1}), matter (P_m) and de-Sitter acceleration (P_d) can be realized for $n > -1$.

(ii) The $n = 0$ case

In this case (26) reduces to

$$f(R) = R + \frac{C}{R^m} : \quad (32)$$

The fixed points in this model can be obtained from the previous case by simply taking $n \rightarrow m$ and $\gamma \rightarrow 1$. Hence, depending on the energy region the fixed points can be summarised as follows.

1. High energy points ($R^{m-1} = 1$)

$$(1a) P_{r2} : (y_1; y_2) = (0; 1), w_e = -2/3 + 1/m \text{ and } (\gamma_1; \gamma_2) = (1; 1).$$

$$(1b) P : (y_1; y_2) = \left(\frac{1-m}{3-m}; 0 \right), w_e = 1 + 1/m \text{ and } (\gamma_1; \gamma_2) = (1 - 1/m; 1).$$

2. Low energy points ($R^{m-1} = 1$)

$$(2a) P_{r1} : (y_1; y_2) = (0; 1), w_e = 1/3 \text{ and } (\gamma_1; \gamma_2) = (4 - 3m; 1).$$

$$(2b) P_m : (y_1; y_2) = (0; 0), w_e = 0 \text{ and } (\gamma_1; \gamma_2) = (3(1-m); 1).$$

3. de-Sitter point ($R^{m-1} = 1/(m-2)$)

$$(3) P_d : (y_1; y_2) = (1; 0), w_e = -1 \text{ and } (\gamma_1; \gamma_2) = (-3; 4).$$

Note that the case $m = 2$ requires a separate analysis since this corresponds to $C = 6$ independent of R [see Eq. (30)]. We shall return to this case below. The fixed points and their properties for this case are summarised in Table II.

One can in principle consider the fixed points in Tables I and II as respectively being relevant at the future and the past respectively. Using the above asymptotic information we shall now consider families of theories of this type separately.

2. Theories of type $f(R) = R + \frac{C}{R^n}$

In the metric approach, models based on theories of this type were considered in Refs. [18, 19] as ways of producing a late-time acceleration of the universe. In addition to the difficulties such theories face (as discussed in the Introduction), they have recently been shown to be unable to produce a standard matter-dominated era followed by an accelerated expanding phase for $n > 0$ [25]. Using the Palatini approach, however, such theories can be shown to be able to give rise to such a standard matter-dominated phase, as we shall see below.

| m | P_{r1} | P_{r2} | P_m | P_d | P |
|---------------|----------|----------|--------|--------|--------|
| $2 < m$ | saddle | unstable | stable | stable | saddle |
| $4=3 < m < 2$ | saddle | unstable | stable | { | saddle |
| $1 < m < 4=3$ | unstable | unstable | stable | { | saddle |
| $0 < m < 1$ | unstable | unstable | saddle | { | stable |
| $m < 0$ | unstable | unstable | saddle | { | saddle |

Table II: Fixed points and their natures for m models based on theories of the type $f(R) = R + R^m$. The existence of the P_d point here assumes that $m > 0$. For negative m the symbol '{' in the Table should be replaced by 'stable' and vice versa.

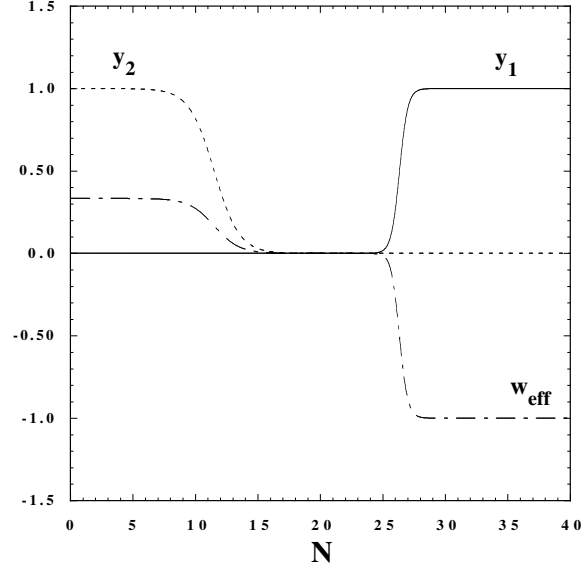


Figure 1: Evolutions of the variables y_1 and y_2 for the model $f(R) = R + R^n$ with $n = 0.02$, together with the effective equation of state w_{eff} . Initial conditions were chosen to be $y_1 = 10^{-40}$ and $y_2 = 1 - 10^{-5}$. This demonstrates that the sequence of (P_{r1}) radiation-dominated ($w_e = 1/3$), (P_m) matter-dominated ($w_e = 0$) and (P_d) de-Sitter acceleration ($w_e = -1$) eras occur for these models.

To proceed we shall, for the sake of compatibility with the observational constraints obtained in the following sections, confine ourselves to the cases with $n > -1$ and $m > 0$. In such cases, Table I shows that P_{r1} is an unstable node (source), P_m is a saddle and P_d is a stable node. Numerical simulations confirm that such theories indeed admit the 3 post-inflationary phases, namely radiation-dominated, matter-dominated and de-Sitter phases (see Fig. 1). The point P can never be reached because, for the considered range of n , one can show that the positive variable y_1 is an increasing function of time, i.e. $dy_1/dN > 0$ [45]. The point P , however, occurs for $y_1 = 0$ and hence can never be reached except by taking $y_1 < 0$ which is unphysical since it implies a negative H^2 .

The initial value of the ratio $r = y_1(0)/y_2(0)$ plays an important role in determining the duration of the matter-dominated phase. This ratio is related to cosmological parameters such as the present value of Ω_m that will be constrained by observations in the next section. For the existence of a prolonged matter-dominated epoch we require the condition $r < 1$. In this case the smaller the value of r the longer will be the matter-dominated phase. For large enough values of r , the solution directly approaches the stable de-Sitter point P_d after the end of the radiation-dominated era.

3. Theories of type $f(R) = R + R^m + R^n$

In this section, we shall employ the above asymptotic analyses to study the dynamics of the generalised theories of this type. In particular we shall give a detailed argument which indicates that, under some general assumptions, an initial inflationary phase cannot be followed by a radiation phase.

We shall proceed by looking at the early and late dynamics separately. In this connection it is important to decide

which phases can be considered to be produced by the early and late time approximations $f(R) = R + R^m$ and $f(R) = R - R^n$ respectively. We note that in the discussion below we shall at times divide the 'early' phase into high energy ($R^{m-1} \gg 1$) and low energy ($R^{m-1} \ll 1$) regimes. To proceed we start by assuming that the early time approximation covers inflation and radiation-dominated phases and the late time approximation covers the matter-dominated and dark energy phases. Thus our analysis does not cover the epochs where the two nonlinear terms are comparable. Such epochs can occur between early and late times or at late times. Nevertheless our assumption regarding early times should still be valid since R should be large in such regimes. Also observations still require that $n > 1$ and $m > 0$.

Table II shows that to have an inflationary stage followed by a radiation-dominated phase we must have $m > 4/3$, since this is the only way to obtain a saddle radiation phase P_{r1} (which would be required to obtain an exit from this phase). The de-Sitter point P_d exists for $m > 2$, but one can not use this fixed point for inflation followed by the radiation era because P_d is a stable attractor which does not admit the exit from inflation. The inflationary epoch can only come from the point P_{r2} with $m > 3$ or point P with $m > 3/2$, in order to ensure that $w_e < -1/3$.

Let us consider the case $m > 2$. Taking into account the fact that P_{r2} is in a high energy region ($R^{m-1} \gg 1$), the possible trajectory in this case is $P_{r2} \rightarrow P \rightarrow P_d$, since P_{r1} and P_m are in the low energy region. All points P_{r2} , P and P_d correspond to inflationary solutions for $m > 3$, whereas P_{r2} is not an inflationary solution for $2 < m < 3$. In neither case do we have a successful exit from the de-Sitter epoch P_d to the radiation phase.

When $4/3 < m < 2$ it is possible to have the sequence: (i) $P_{r2} \rightarrow P \rightarrow P_m$, or (ii) $P_{r2} \rightarrow P_{r1} \rightarrow P_m$. Note that P_{r2} corresponds to a non-standard evolution with $-6 < w_e < -1/2$. When $m > 3/2$ the point P leads to an accelerated expansion, but the case (i) is not viable because of the absence of the radiation era after inflation. Similarly, the case (ii) can be ruled out since it does not possess an inflationary phase. Now since both P and P_{r1} are saddle points, we may ask whether the sequence $P_{r2} \rightarrow P \rightarrow P_{r1} \rightarrow P_m$ can occur. To study this possibility, we proceeded numerically and solved the autonomous equations for a range of initial conditions close to $y_1 = 0$ and $y_2 = 1$ and a range of model parameters. Despite extensive numerical searches we were unable to find a radiation-dominated phase between the de-Sitter and matter epochs. Fig. 2 gives a typical example of such simulations showing the evolution of the variables y_1 and y_2 together with w_e . Clearly the radiation epoch is absent between the de-Sitter and matter epochs. The sequence (i) $P_{r2} \rightarrow P \rightarrow P_m$ is, however, realized as expected, which is finally followed by a de-Sitter universe as the $-R^n$ term becomes important. Thus the models with $3/2 < m < 2$ seem to be unable to produce an initial inflationary phase leading to a radiation-dominated epoch.

The above discussion indicates that the assumption $m > 3/2$, which is necessary for an early-time acceleration phase to occur, is incompatible with the subsequent radiation-dominated phase.

To complete this analysis we also consider the range where $1 < m < 4/3$. In this case there are two possible sequences: (i) $P_{r2} \rightarrow P \rightarrow P_m$ and (ii) $P_{r1} \rightarrow P_m$. In the case (i) the system starts from a non-standard high energy phase P_{r2} ($R^{m-1} \gg 1$), which is followed by a non-inflationary phase P . Since neither an inflationary phase nor a radiation-dominated epoch exist, the sequence (i) is therefore not cosmologically viable. In the case (ii) the system starts from a low-energy radiation-dominated phase ($R^{m-1} \ll 1$) and is followed by a matter-dominated epoch. As long as the term $-R^n$ becomes important at late times, the sequence (ii) is followed by a de-Sitter point. Thus the case (ii) can at least account for the last three phases required in cosmology. When $0 < m < 1$ it is also possible to have the sequence $P_{r1} \rightarrow P_m \rightarrow P_d$.

Finally, we shall consider the case where the term R^m is comparable to R around the present epoch. This case is suggested by the likelihood analysis considerations of the model parameters in the next section. When $0 < m < 1$ this case is similar to the one for the model $f(R) = R - R^n$ with $1 < n < 0$. If $m > 1$ this corresponds to a non-standard cosmological evolution with $R^m \ll R$ in the past, which can be realized for a very large coupling.

To complement the discussion above, we shall also briefly consider this case. To start with let us consider the case $m \notin 2$. Since $R^{m-1} \ll 1$ prior to the dark energy epoch, the fixed points correspond to either (i) P_{r2} with an EOS $w_e = -2/3 + 1/m$, eigenvalues $(\lambda_1; \lambda_2) = (1; 1)$ or (ii) P with an EOS $w_e = -1 + 1/m$, eigenvalues $(\lambda_1; \lambda_2) = (1 - 1/m; 1)$. Since we are considering the case $m > 1$, we have (i) $w_e < -1/3$ and (ii) $w_e < 0$. This shows that the radiation-dominated phase is not realized unless m is unity (i.e. Einstein gravity).

We shall consider the case $m = 2$ in the next subsection.

4. The special case $m = 2$

To conclude our consideration of theories of the type (26), we shall consider the special case of these theories with $m = 2$, which have recently attracted some attention in the literature [39].

(A) Theories of the type $f(R) = R + R^2$

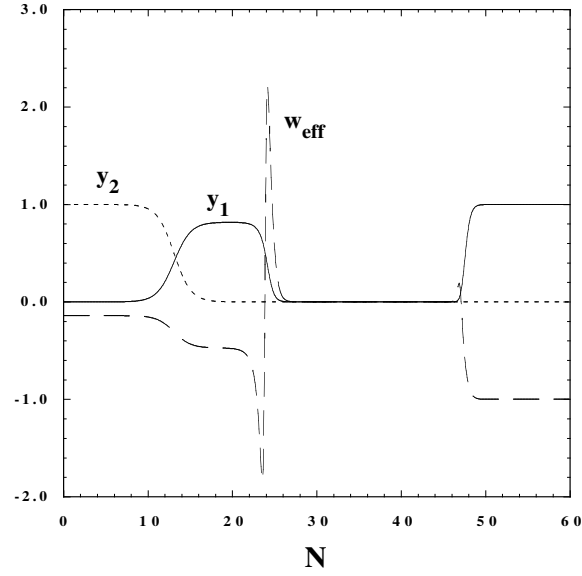


Figure 2: Evolution of y_1 and y_2 together with the effective equation of state w_{eff} for the model $f(R) = R + R^m - R^n$ with $m = 1.9$, $n = 1$, $\alpha = 1$, $\beta = 10^{-60}$. The initial conditions are $y_1 = 1.71 \cdot 10^{-6}$ and $y_2 = 1.2 \cdot 10^{-6}$. The system starts from a non-standard radiation-type phase (corresponding to the P_{r2} point with $w_{\text{eff}} = 2/3 + 1/m = 0.14$) followed by an inflationary phase (corresponding to the P point with $w_{\text{eff}} = 1 + 1/m = 0.47$) and then followed by a matter-dominated phase (corresponding to the P_m point with $w_{\text{eff}} = 0$). The system finally approaches a de-Sitter point P_d because of the presence of the $-R^n$ term.

In this case we have $C = 6$. The critical points, eigenvalues and the effective EOS are

$$P: (y_1; y_2) = (0; 1), (\lambda_1; \lambda_2) = (-2; 1).$$

We note that in this case w_{eff} is undefined, as can be seen from Eq. (53) in the Appendix. This, however, does not play an important role in the reasoning below, as we shall see.

$$P_m = (0; 0), (\lambda_1; \lambda_2) = (-3; -1), w_{\text{eff}} = 0.$$

This matter point exists only in the region $R < 1$ because of the relation $R = 2y_1/(1 - y_1 - y_2)$.

$$P_d = (1; 0), (\lambda_1; \lambda_2) = (2; 3), w_{\text{eff}} = 0.$$

This point exists only in the region $R > 1$.

An important feature of this model is that the fixed point P_d in this case is an unstable node mimicking a dust Universe. Depending upon whether the radiation ($y_1 > y_2$) or the dark energy ($y_2 > y_1$) dominates initially, the universe starts with the EOS of matter (P_d) or radiation (P_r) and ends in a matter era (P_m) which is a stable node. Before reaching the final attractor P_m , there can exist a time $N = N_s$ such that $y_1 = (1 - y_2)/3$. In particular this always occurs when $y_1 > 1/3$ at early times, as would be expected in a universe dominated by dark energy. In this case, the EOS diverges at N_s as we see from Eq. (53) in the Appendix. Note that when $y_1 = (1 - y_2)/3$, the scalar curvature is regular ($R = 1$) with finite y_1 and y_2 , indicating that there is no physical singularity, despite the singular behaviour of the effective EOS. This can be understood by recalling that the w_{eff} so defined is just a mathematical construction for $f(R)$ theories.

(B) Theories of the type $f(R) = R + R^2 - R$

Let us consider the case in which the terms R^2 and $-R$ are important for early and late times, respectively. Then as long as $\alpha > 0$ and $\beta > 0$, it is possible to have the sequence $P_d \rightarrow P_r \rightarrow P_m$ followed by a de-Sitter point P_d which appears because of the presence of the term $-R$. However since P_r corresponds to a divergent EOS, we do not have a standard radiation-dominated epoch in this model.

Let us next consider the case in which the signs of α and β are different, say $\alpha > 0$ and $\beta < 0$. We will encounter this situation when we carry out a likelihood analysis of model parameters in the next section. Then it can happen that

$C(R)$ diverges as R approaches either $(\Omega = 1)^3$ or $R \rightarrow \frac{p}{3}$. In this case the effective EOS diverges and $dy = dN$ approaches -1 . For the model parameters constrained by observations the divergence occurs at $R = (\Omega = 1)^3$ before reaching $R = \frac{p}{3}$, since in that case $(\Omega = 1)^3 > \frac{p}{3}$. We also note that the radiation-dominated phase is absent in this case as well if we go back to the past.

This provides an example of what can happen when $C(R)$ diverges, which may also occur for other values of $(m; n)$.

$$C. \text{ Theories of type } f(R) = R + \ln R$$

Finally we shall consider theories of the type

$$f(R) = R + \ln R \quad : \quad (33)$$

The cosmological evolution of the models based on these theories has been studied [42, 43] and it has been claimed that such theories have a well-defined Newtonian limit [42]. For these theories Eqs. (17) and (18) give

$$C(R) = 3 \frac{R + 2 \ln R - 2}{(\ln R + 1)(R + 2)}; \quad (34)$$

and

$$\frac{R + 2 \ln R - 2}{\ln R + 1} = \frac{1 - y_1 - y_2}{2y_1}; \quad (35)$$

These imply $C \neq 0$ in the limit $R \rightarrow 1$ and $C \rightarrow -3$ in the limit $R \rightarrow 0$. We also note that assuming the denominator in (34) is non-zero, then $C = 0$ for a constant R satisfying $R + 2 \ln R - 2 = 0$. Using the constraint equation (35), the critical points can be found to be

$$1. P_r : (y_1; y_2) = (0; 1).$$

(a) $P_{r1} : R \rightarrow 1$ and $C \rightarrow 0$. The eigenvalues are given by $(\lambda_1; \lambda_2) = (4; 1)$ with $w_e = 1/3$.

(b) $P_{r2} : R \rightarrow 0$ with $C \rightarrow -3$. The eigenvalues are given by $(\lambda_1; \lambda_2) = (1; 1)$ with $w_e \rightarrow -1$.

$$2. P_m : (y_1; y_2) = (0; 0).$$

$R \rightarrow 1, C \rightarrow 0, (\lambda_1; \lambda_2) = (3; -1)$ and $w_e = 0$.

$$3. P_d : (y_1; y_2) = (1; 0).$$

$C = 0, (\lambda_1; \lambda_2) = (-3; -4)$ and $w_e = -1$, with R behaving as a constant near the critical point.

$$4. P : (y_1; y_2) = (-1/3; 0).$$

$R \rightarrow 0, C = -3, (\lambda_1; \lambda_2) = (0; -1)$ and $w_e \rightarrow -1$.

From the above discussion it is clear that one can obtain the sequence of radiation-dominated (P_{r1}), matter-dominated (P_m), and de-Sitter (P_d) eras. We have checked numerically that this sequence indeed occurs. Note that the points P_{r2} and P are irrelevant to realistic cosmology, since the system approaches the stable de-Sitter point P_d with a constant R before reaching $R \rightarrow 0$.

IV. CONFRONTING $f(R)$ GRAVITY MODELS WITH OBSERVATIONAL DATA

The detailed phase space analysis given in the previous Section provides a clear picture of the possible dynamical modes of behaviour that can occur for models based on these theories. These analyses demonstrate that none of the theories considered here can produce all four phases required for cosmological evolution. They, however, show that a subset of these theories are capable of producing the last three phases, i.e. radiation-dominated, matter-dominated and late time accelerating phases. As was mentioned above the occurrence of these phases is a necessary but not a sufficient condition for cosmological viability of such theories. To be cosmologically viable, it is also necessary that the subset of parameters in these theories that allow these phases to exist are also compatible with observations.

In this Section we shall study this observational compatibility by confronting models based on these theories with observational data. To proceed, we rewrite equations (8), (9) and (10), using the redshift parameter $z = a_0/a - 1$ and employing the expressions $m = m_0(1+z)^3$ and $r = r_0(1+z)^4$ to obtain

$$FR - 2f = -3H_0^2 m_0(1+z)^3; \quad (36)$$

$$\frac{dR}{dz} = \frac{9H_0^2 m_0(1+z)^2}{F^0 R - F}; \quad (37)$$

$$\frac{H^2}{H_0^2} = \frac{3 m_0(1+z)^3 + 6 r_0(1+z)^4 + f = H_0^2}{6F - 1 + \frac{9H_0^2 F^0 m_0(1+z)^3}{2F(F^0 R - F)}}; \quad (38)$$

where $m_0 = m_0 = 3H_0^2$ and $r_0 = r_0 = 3H_0^2$ and a subscript 0 denotes evaluation at the present time. From Eq. (36) or (37) one can express R in terms of z for a given $f(R)$ model. Equation (38) can then be used to obtain the Hubble parameter in terms of z .

We note that for a given $f(R)$ theory sourced by cold dark matter, m_0 is uniquely determined once units are chosen such that $H_0 = 1$ [38]. If radiation is also present, then both H_0 and r_0 need to be specified in order to determine m_0 uniquely. In the following we choose $r_0 = 5 \times 10^{-5}$ and $H_0 = 1$ (see below).

To constrain $f(R)$ models, we shall use three sets of data:

(I) The first year data set from the Supernova Legacy Survey (SNLS) [7] with 71 new supernovae below $z = 1.01$, together with another 44 low z supernovae already available, i.e. a total of 115 SNe.

(II) The Baryon acoustic oscillation peak (BAO) recently detected in the correlation function of luminous red galaxies (LRG) in the Sloan Digital Sky Survey [10]. This peak corresponds to the first acoustic peak at recombination and is determined by the sound horizon. The observed scale of the peak effectively constrains the quantity

$$A_{0.35} = D_V(0.35) \frac{P_{m_0 H_0^2}}{0.35} = 0.469 \pm 0.017; \quad (39)$$

where $z = 0.35$ is the typical LRG redshift and $D_V(z)$ is the comoving angular diameter distance defined as

$$D_V(z) = D_M(z)^2 \frac{z}{H(z)}^{1/3}; \quad \text{with } D_M = \int_0^z \frac{dz}{H}; \quad (40)$$

(III) The CMB shift parameter. This constraint is defined by

$$R_{1089} = \frac{q}{m_0 H_0^2} \int_0^{1089} \frac{dz}{H} = 1.716 \pm 0.062; \quad (41)$$

which is a measure of the distance between $z = 0$ and $z = 1089$. It relates the angular diameter distance to the last scattering surface with the angular scale of the first acoustic peak. An important feature of this parameter is that it is model independent and insensitive to perturbations [41]. To be able to use it one has to have a standard matter-dominated era at decoupling.

For the goodness of fit we employ the standard χ^2 minimization, defined by

$$\chi^2 = \sum_{i=1}^N \frac{(m_i^{\text{obs}} - m_i^{\text{th}})^2}{\sigma_i^2};$$

where n is the number of data points and m_i^{obs} and m_i^{th} are respectively the observed and the theoretical magnitudes calculated from the model. We shall marginalise the Hubble constant by defining as usual a new χ^2 :

$$\chi^2 = -2 \ln \int_1^{Z+1} e^{-\chi^2/2} dM; \quad (42)$$

where $M = M - 5 \ln(H_0) + 25$ and M is the magnitude zero point offset. After some algebraic manipulations and defining

$$A = \frac{\chi^{15}}{p=1} \frac{(m_i^{\text{obs}} - 5 \ln(D_1))^2}{2}; \quad B = \frac{\chi^{15}}{p=1} \frac{m_i^{\text{obs}} - 5 \ln(D_1)}{2}; \quad C = \frac{\chi^{15}}{p=1} \frac{1}{2}; \quad (42)$$

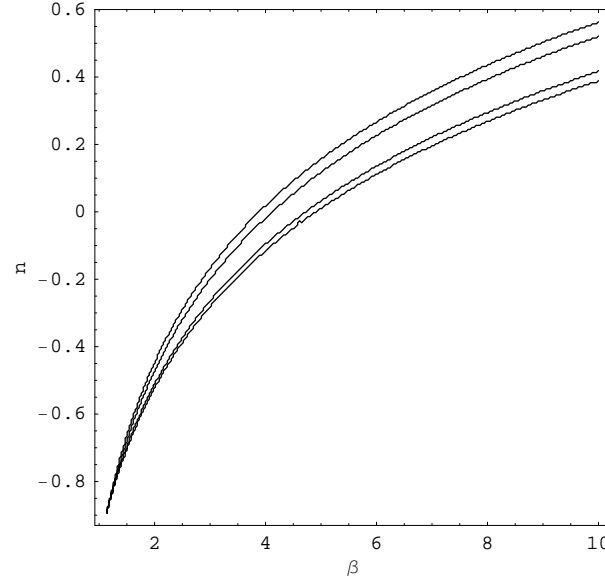


Figure 3: The 68.3% and 95.4% confidence levels for the model based on the theory $f(R) = R + R^n$, constrained by SNLS data only.

we obtain

$$\chi^2 = A \left[\frac{B^2}{C} + \ln \frac{C}{2} \right] : \quad (43)$$

Finally we note that the BAO and the CMB shift parameter do not depend on the Hubble constant. Having only one measure point in each case, these tests can be used in the same way as priors.

In what follows we shall proceed to place observational constraints on the models discussed in the previous section. Our choice of units such that $H_0 = 1$ is consistent with marginalisation over H_0 , similar to the choice made in the literature [38].

A. Theories of the type $f(R) = R + R^n$

We shall first consider theories of the type

$$f(R) = R + R^n : \quad (44)$$

As we already demonstrated in the previous section, one can obtain in this case a sequence of radiation-dominated, matter-dominated and acceleration phases provided that $n > -1$.

Recently Amarzguibiet al. [38] have found that models of this kind are compatible with the supernova Gold' data set from Riess et al. [6] together with the BAO constraint (39) and the CMB constraint (41), subject to constraints on the values of the parameters β and n . In their combined analysis the best-fit model was found to be $\beta = 3.6$ and $n = 0.09$. Here we extend this work by employing the more recent first year Super-Nova Legacy Survey (SNLS) data as well as taking into account the presence of radiation. In Fig. 3 we show observational contour plots at the 68% and 95% confidence levels obtained from the SNLS data only.

In this case the best-fit value (smallest χ^2) is found to be $\chi^2 = 116.55$ with $\beta = 12.5$ and $n = 0.6$. This is consistent with the results obtained in Ref. [38], namely $\beta = 10.0$ and $n = 0.51$ and with the results obtained in the previous section according to which the transition from the matter-dominated era to the de-Sitter era occurs for $n > -1$. As n gets closer to -1 , it is difficult to realize a late-time acceleration phase since the model (44) approaches Einstein gravity.

If we further include constraints from BAO and CMB, the likelihood parameter space is reduced significantly as seen from Fig. 4, with narrower ranges of the allowed values of n and β lying in the intervals $n \in [0.23; 0.42]$ and $\beta \in [2.73; 10.6]$ at the 95% confidence level. This difference is mainly due to the fact that the BAO data better

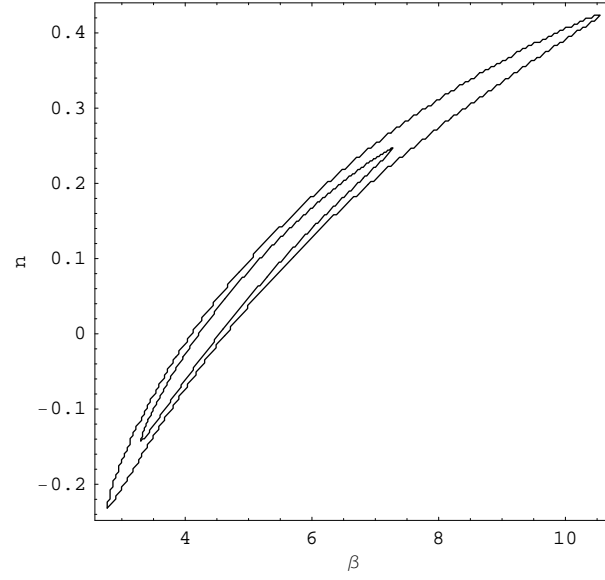


Figure 4: The 68.3% and 95.4% confidence levels for the model based on the theory $f(R) = R = R^n$, constrained by SNIa, BAO and CMB data.

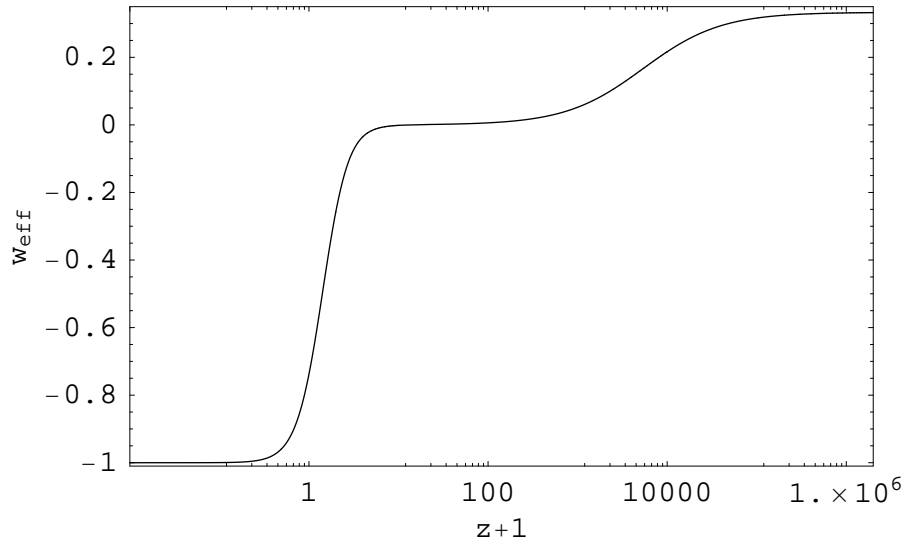


Figure 5: Evolution of the effective equation of state w_{eff} , for the model based on the theory $f(R) = R = R^n$, with the best-fit value $\beta = 4.63$ and $n = 0.027$. For very large z , $w_e = -1/3$, which then decreases and approaches 0 at redshift of few tens. The accelerated expansion occurs around $z = 1$ after which w_e becomes smaller than $-1/3$. In the future w_e asymptotically approaches -1 .

constrains the cold dark matter parameter than the SN data alone. The best-fit values are found to be $\beta = 4.63$ and $n = 0.027$ with $\chi^2 = 116.69$.

Note that the Λ CDM model corresponding to $\beta = 4.38$ and $n = 0$ lies in the 68% confidence level. In Fig. 5, we have plotted the evolution of w_e for the best-fit case. This shows that the models in agreement with the data undergo a transition from a radiation-dominated to a matter-dominated epoch followed by an acceleration phase which in the future asymptotically approaches a de-Sitter solution. This is a nice realisation of the trajectories that follow the sequence $P_{r1} \rightarrow P_m \rightarrow P_d$ described in the previous section.

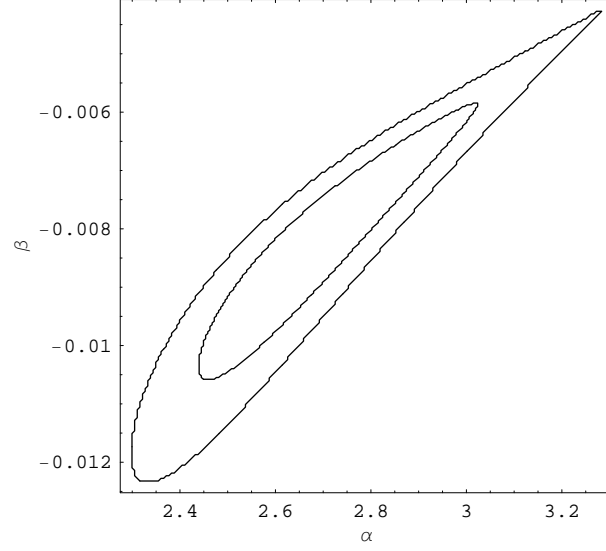


Figure 6: The 68.3% and 95.4% confidence levels for the model $f(R) = R + R^2 = R$ constrained by SNLS, BAO and CMB data.

B. Theories of the type $f(R) = R + R^m = R^n$

We next consider theories of the type

$$f(R) = R + R^m = R^n : \quad (45)$$

In the previous section we showed that an initial inflationary phase (requiring $m > 3=2$) does not seem to be compatible with a subsequent radiation-dominated epoch. However, dropping the requirement of an inflationary phase, such theories can produce the last 3 phases, namely radiation-dominated, matter-dominated and late acceleration epochs, provided the radiation-dominated era starts in the $R^{m-1} = 1$ regime. If the term R^m becomes smaller than $=R^n$ prior to the decoupling epoch, observational constraints on the models based on (45) are similar to those on the models based on (44), i.e., $n \in [0.23; 0.42]$ and $\omega \in [2.73; 10.6]$ at the 2 level.

When $m = 2$ we also showed separately in Section IIIB 4 that the radiation-dominated epoch does not exist. To study the observational constraints in such cases, we have carried out a likelihood analysis for the model $f(R) = R + R^2 = R$ considered in Ref. [9]. Note that the four parameters ω , ω_0 , m and n cannot be constrained at the same time with the observations used here, so we have chosen special values for m and n . With these choices, we have found that the model is compatible with the observational data subject to the parameter constraints $\omega \in [2.30; 3.29]$ and $\omega_0 \in [0.012; 0.004]$ (see Fig. 6). However there is no radiation-dominated stage prior to the matter-dominated era, as is seen in Fig. 7 which gives a plot of the evolution of w_e in the best-fit case ($\omega = 2.69$ and $\omega_0 = 0.008$).

When $\omega > 0$ and $\omega_0 < 0$ we have already shown in Section IIIB 4 that a singularity appears for w_e . In fact Fig. 7 shows that the de-Sitter solution is not the late-time attractor since there is a singularity in the future (around $z \approx 0.27$) where w_e becomes (positive) infinite (and the Hubble parameter $H \rightarrow 0$) after a short transient period during which it is smaller than $-1=3$.

The above discussion demonstrates the necessity of the theoretical considerations in the previous section. Using the observational data alone, we would obtain the misleading result that the above model is consistent with observations despite the absence of the radiation-dominated era. This is due to the fact that the observations we have considered do not probe the radiation-dominated phase.

So far we have considered the cases with $m > 1$. We have also checked that the sequence of radiation-dominated, matter-dominated and de-Sitter eras can be realized for $0 < m < 1$, although in this case the initial inflationary epoch is absent. One can perform a likelihood analysis by taking several values of m and n which exist in the regions $0 < m < 1$ and $0 < n < 1$, while allowing ω and ω_0 to vary. Interestingly, there are values of $(m; n)$ in these ranges which fit the observational data. Table III shows the best-fitting model parameters for some values of the parameters m and n . For this range of parameters the best fitting values of ω and ω_0 are always found to be negative and positive, respectively. As n is increased we find that the magnitudes of ω and ω_0 both increase, while the former still remaining

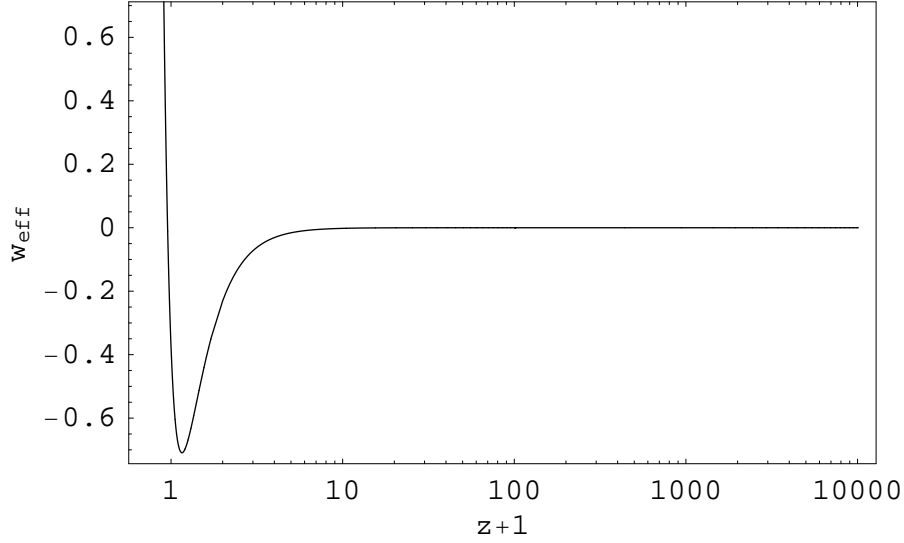


Figure 7: Evolution of w_e for the model $R + R^2 = R$ with the best-fit value $\Omega = 2.69$ and $\Omega_0 = 0.008$. There is no radiation-dominated epoch prior to the matter-dominated era ($w_e = 0$). Although w_e can be smaller than $-1/3$ around the present epoch, the late-time evolution does not correspond to a de-Sitter universe.

| | $m = 0.1$ | $m = 0.5$ | $m = 0.8$ |
|-----------|----------------------------|----------------------------|----------------------------|
| $n = 0.1$ | (116.68; 1.33; 3.37; 0.27) | (116.64; 0.22; 4.66; 0.27) | (116.61; 0.08; 4.90; 0.27) |
| $n = 0.3$ | (116.64; 2.47; 2.54; 0.27) | (116.84; 0.45; 5.95; 0.27) | (116.76; 0.24; 6.15; 0.27) |
| $n = 0.5$ | (116.64; 2.85; 2.56; 0.27) | (116.63; 0.82; 6.36; 0.27) | – |
| $n = 0.8$ | (116.99; 2.85; 4.71; 0.28) | (116.76; 1.03; 9.16; 0.28) | (118.29; 0.47; 12.4; 0.28) |

Table III: The best-fitting values of the parameters (Ω^2 ; Ω_0 ; Ω_m) for the models based on theories $f(R) = R + R^m = R^n$ with some particular values of $(m; n)$.

negative. The increase in the amplitudes of Ω and Ω_m tends to compensate for the decrease in the $1=R^n$ term. On the other hand as m increases, the amplitude of Ω decreases (while still remaining negative) while that of Ω_m increases. These effects have the consequence of minimizing the contribution of R^m relative to $1=R^n$. We also did not find the divergence of w_e in such cases. Note that from the Table III the case with $n = 0.8$ and $m = 0.8$ can produce late-time acceleration. This provides an example of a case where the two nonlinear terms are comparable and necessary to produce the acceleration at late times. There would be no late-time acceleration if a single term is chosen with such an exponent.

C. Theories of the type $f(R) = R + \ln R$

Finally we consider theories of the type

$$f(R) = R + \ln R \quad ; \quad (46)$$

where Ω and Ω_m are dimensionless constants.

The combined constraints from the SNLS, BAO and CMB data confine the allowed values of Ω and Ω_m to the ranges $\Omega \in [1; 1.86]$ and $\Omega_m \in [0.96; 8.16]$, respectively (see Fig 8). The best-fit model corresponds to $\Omega = 0.11$ and $\Omega_m = 4.62$ with $\chi^2 = 116.69$. These values are not too different from the Λ CDM model with $\Omega = 0$ and $\Omega_m = 4.38$, indicating that the model is not significantly preferred over the Λ CDM model.

Note that the case $\Omega = 0$ is excluded by the data. This therefore shows that the $\ln R$ term alone cannot drive the late-time acceleration; one still requires a cosmological constant. Thus based on the observational constraints considered here, only strong theoretical reasons would motivate the consideration of theories of this type.

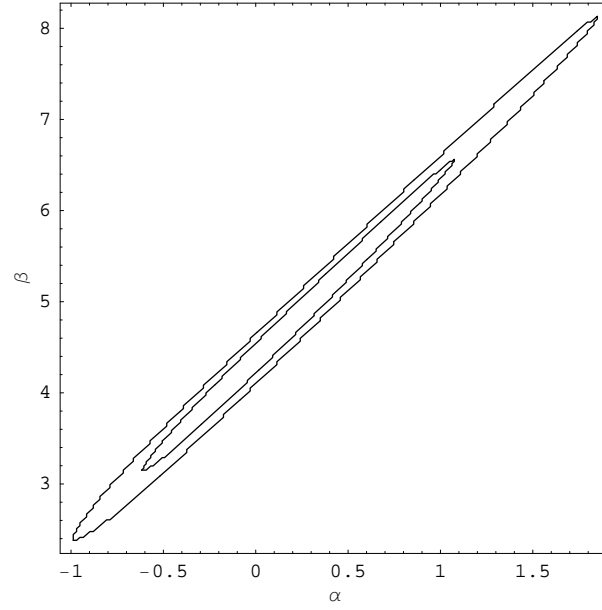


Figure 8: 68.3% and 95.4% confidence level for the theory $f(R) = R + \ln R$ constrained by SNLS, BAO and CMB data. The models without a cosmological constant ($\alpha = 0$) are excluded by the data.

V. CONCLUSIONS

We have made a detailed and systematic study of a number of families of $f(R)$ theories in Palatini formalism, using phase space analysis, extensive numerical simulations as well as observational constraints from recent data. These theories have been recently put forward in the literature in order to explain the different dynamical phases in the evolution of the universe, in particular the early and/or late acceleration epochs deduced from recent observations. The important advantages of theories based on Palatini formalism (as opposed to their metric counterparts) include the facts that they are second order, have the correct Newtonian limit, pass the solar system tests and are free from instabilities. This provides important motivation for their consideration.

Considering the FLRW setting, we have expressed the evolution equations as an autonomous dynamical system in the form of Eqs. (15) and (16). The Λ CDM model corresponds to a case where the expression $C(R)$ given by Eq. (17) vanishes. Models, based on $f(R)$ theories, in which the variable $C(R)$ asymptotically approaches 0 are able to give rise to a de-Sitter expansion with constant R at late times. This includes the models based on theories of the type (a) $f(R) = R^n$, (b) $f(R) = R + R^m$, and (c) $f(R) = R + \ln R$. We have carried out a detailed analysis of the cosmological evolution for such models by studying their fixed points and their stabilities against perturbations.

For models based on theories of the type $f(R) = R^n$, we have shown that the sequence of radiation-dominated, matter-dominated and de-Sitter eras is in fact realised for $n > 1$. This is a stark contrast to the corresponding theories of metric formalism for which it is difficult to realize such a sequence [25].

Considering models based on theories of the type $f(R) = R + R^m$, we have found that while they are capable of producing early as well as late accelerating phases an early inflationary epoch does not seem to be followed by a standard radiation-dominated era. When $m > 2$, the de-Sitter point is stable, which prohibits an exit from the inflationary phase. Inflationary solutions can also be obtained for $3/2 < m < 2$ (for $\gamma > 0$), but in that case they directly exit into a matter-dominated phase which in turn leads to a late-time accelerating phase. For $0 < m < 3/2$, the radiation fixed point is unstable, which makes it possible to have the sequence of radiation-dominated, matter-dominated and de-Sitter phases without a preceding inflationary epoch. For $4/3 < m < 3/2$, inflation is not possible and radiation, which is a saddle point, can only be preceded by a non-accelerated phase such as P_{r2} or an unknown phase not satisfying our late and early time assumptions.

We have also placed observational constraints on the parameters of these models, employing the recently released supernovae data by the Supernova Legacy Survey as well as the baryon acoustic oscillation peak in the SDSS luminous red galaxy sample and the CMB shift parameter. We have found that both classes of models are in agreement with the observations with appropriate choices of their parameters. For models based on theories of the type $f(R) = R^n$, the best fit values were found to be $n = 4.63$ and $\gamma = 0.027$. This is consistent with the results obtained by Amaraoui

et al. [38] who used the supernova 'Gold' data rather than the SNLS without taking into account the radiation.

For the models based on theories of the type $f(R) = R + R^m = R^n$, it is not possible to constrain all four parameters simultaneously. Concentrating on the special class of theories $f(R) = R + R^2 = R$ studied in literature, we have found that they are compatible with the data subject to parameter constraints $-2 \leq \Omega_0 \leq -0.30; 3.29$ and $-2 \leq \Omega_0 \leq 0.012; -0.004$. Despite this agreement we have found, using a phase space analysis, that such cases do not seem to produce a radiation-dominated era prior to the matter-dominated epoch, thus making them cosmologically unacceptable. The reason for this apparent contradiction is that the combination of the SN, SDSS and the CMB shift parameter considered here does not provide constraints on early phases of the universe prior to the decoupling epoch. We have also checked that a sequence of radiation-dominated, matter-dominated and de-Sitter phases becomes possible for models based on theories of the type $f(R) = R + R^m = R^n$ when $0 < m < 1$, in agreement with the data.

Finally we have studied the compatibility of theories of the type $f(R) = R + \ln R$ with observations. Again we have found that such models are compatible with observations with appropriate choices of their parameters. However, the logarithmic term on its own is unable to explain the late-time acceleration consistent with observations.

In summary, we have found that using Palatini formalism it is possible to produce models based on the classes of theories considered here, which possess the sequence of radiation-dominated, matter-dominated and late-time acceleration phases consistent with observations. However, we have been unable to find the sequence of all four phases required for a complete explanation of the cosmic dynamics.

ACKNOWLEDGEMENTS

S.F. is supported by a Marie Curie Intra-European Fellowship of the European Union (contract number MERI-CT-2005-515028). S.T. is supported by JSPS (Grant No.30318802).

Appendix

In this Appendix we shall give the expression of w_e for the model $f(R) = R + R^m = R^n$. We shall write the various terms in the expression for w_e in Eq. (19).

Using the relation (9), we obtain

$$\frac{R-}{H R} = \frac{3}{1} \frac{1}{m(m-2)} \frac{R^{m-1}}{R^{m-1} + n(n+2) R^{n-1}}; \quad (47)$$

which allows the third term in Eq. (19) to be written as

$$\frac{F-}{3H F} = \frac{R-}{H R} \frac{m(m-1) R^{m-1}}{3[1 + m R^{m-1} + n R^{n-1}]} : \quad (48)$$

Defining the variable β , as

$$\begin{aligned} & \frac{3F^0(F R - 2f)}{2F(F^0 R - F)} \\ &= \frac{3[m(m-1) R^{m-1} + n(n+1) R^{n-1}][1 + m(m-2) R^{m-1} + n(n+2) R^{n-1}]}{2(1 + m R^{m-1} + n R^{n-1})[1 + m(m-2) R^{m-1} + n(n+2) R^{n-1}]}; \end{aligned} \quad (49)$$

allows the fourth term in Eq. (19) to be expressed as

$$\begin{aligned} \frac{-}{3H} &= \frac{2}{3} \frac{1}{1} \frac{R-}{H R} \\ &= \frac{m(m-1)^2 R^{m-1} + n(n+1)^2 R^{n-1}}{m(m-1) R^{m-1} + n(n+1) R^{n-1}} \frac{(m-2)(m-1) R^{m-1} + (n+1)(n+2) R^{n-1}}{1 + m(m-2) R^{m-1} + n(n+2) R^{n-1}} \\ &\quad + \frac{m(m-1) R^{m-1} + n(n+1) R^{n-1}}{1 + m R^{m-1} + n R^{n-1}} + \frac{m(m-1)(m-2) R^{m-1} + n(n+1)(n+2) R^{n-1}}{1 + m(m-2) R^{m-1} + n(n+2) R^{n-1}} : \end{aligned} \quad (50)$$

Finally the last term in Eq. (19) is given by

$$\frac{F-R}{18F H^3} = \frac{m(m-1)R^{m-1} - n(n+1)R^{n-1}}{3[m(m-1)R^{m-1} + (n+1)R^{n-1}]} Y_1 \frac{R}{H R} : \quad (51)$$

Note that from Eq. (27) R is a function of y_1 and y_2 , which in turn implies that w_e is also a function of y_1 and y_2 , albeit of a very complicated form.

Despite this complexity, however, the expression for w_e reduces to a fairly simple forms for specific cases. For example, when $m = 2$ and $n = 0$, we find

$$w_e = Y_1 + \frac{1}{3}Y_2 + \frac{2R(2-R)}{(1+2R)(1-R)} : \quad (52)$$

Now since from Eq. (27) $R = 2y_1/(1-y_1-y_2)$ in this case, w_e expressed in terms of y_1 and y_2 thus

$$w_e = Y_1 + \frac{1}{3}Y_2 + \frac{8y_1(1-y_2)}{(1+3y_1-y_2)(1-3y_1-y_2)} : \quad (53)$$

-
- [1] D.N. Spergel et al. [WMAP Collaboration], *Astrophys. J. Suppl.* **148**, 175 (2003).
[2] D.N. Spergel et al., *arXiv astro-ph/0603449*.
[3] A.G. Riess et al. [Supernova Search Team Collaboration], *Astron. J.* **116**, 1009 (1998).
[4] S. Perlmutter et al. [Supernova Cosmology Project Collaboration], *Astrophys. J.* **517**, 565 (1999).
[5] R.A. Daly and S.G. Djorgovski, *Astrophys. J.* **597**, 9 (2003).
[6] A.G. Riess et al., *Astrophys. J.* **607**, 665 (2004).
[7] P. Astier et al., *Astron. Astrophys.* **447**, 31 (2006).
[8] M. Tegmark et al. [SDSS Collaboration], *Phys. Rev. D* **69**, 103501 (2004).
[9] U. Seljak et al. [SDSS Collaboration], *Phys. Rev. D* **71**, 103515 (2005).
[10] D.J. Eisenstein et al., *Astrophys. J.* **633**, 560 (2005).
[11] V. Sahni and A.A. Starobinsky, *Int. J. Mod. Phys. D* **9**, 373 (2000); V. Sahni, *Lect. Notes Phys.* **653**, 141 (2004); S.M. Carroll, *Living Rev. Rel.* **4**, 1 (2001); T. Padmanabhan, *Phys. Rept.* **380**, 235 (2003); P.J.E. Peebles and B. Ratra, *Rev. Mod. Phys.* **75**, 559 (2003).
[12] E.J. Copeland, M. Sami and S. Tsujikawa, *Int. J. Mod. Phys. D* **15**, 1753 (2006) [*arXiv hep-th/0603057*].
[13] I.L. Buchbinder, S.D. Odintsov and I.L. Shapiro, "Effective Action in Quantum Gravity" (Bristol: IOP Publishing) (1992).
[14] M. Gasperini and G. Veneziano, *Phys. Lett. B*, **277**, 256 (1992).
[15] S. Nojiri and S.D. Odintsov, *Phys. Lett. B*, **576**, 5 (2003).
[16] D.V. Vassilevich, *Phys. Rep.* **388**, 279 (2003).
[17] A.A. Starobinsky, *Phys. Lett. B* **91**, 99 (1980).
[18] S. Capozziello, S. Carloni and A. Troisi, *arXiv astro-ph/0303041*; S. Capozziello, V.F. Cardone, S. Carloni and A. Troisi, *Int. J. Mod. Phys. D* **12**, 1969 (2003).
[19] S.M. Carroll, V. Duvvuri, M. Trodden and M.S. Turner, *Phys. Rev. D* **70**, 043528 (2004).
[20] S. Capozziello, F. Occhionero and L. Amendola, *Int. J. Mod. Phys. D* **1**, 615 (1993).
[21] R.M. Wald, *General Relativity*, The University of Chicago Press, Chicago (1984).
[22] T. Chiba, *Phys. Lett. B* **575**, 1 (2003).
[23] T.P. Sotiriou, *Phys. Rev. D* **73**, 063515 (2006).
[24] A.D. Dolgov and M. Kawasaki, *Phys. Lett. B* **573**, 1 (2003).
[25] L. Amendola, D. Polarski and S. Tsujikawa, *arXiv astro-ph/0603703*; see also *arXiv astro-ph/0605384*.
[26] L. Amendola, R. Gannouji, D. Polarski and S. Tsujikawa, *arXiv gr-qc/0612180*.
[27] A.W. Brookeld, C.v. de Bruck and L.M.H. Hall, *Phys. Rev. D* **74**, 064028 (2006).
[28] S. Nojiri and S.D. Odintsov, *Gen. Rel. Grav.* **36**, 1765 (2004); M.E. Soussa and R.P. Woodard, *Gen. Rel. Grav.* **36**, 855 (2004); G. Allen and A. Borowiec and M. Francaviglia, *Phys. Rev. D* **70**, 103503 (2004); D.A. Easson, *Int. J. Mod. Phys. A* **19**, 5343 (2004); S.M. Carroll, A. De Felice, V. Duvvuri, D.A. Easson, M. Trodden and M.S. Turner, *Phys. Rev. D* **71**, 063513 (2005); S. Carloni, P.K.S. Dunsby, S. Capozziello and A. Troisi, *Class. Quant. Grav.* **22**, 4839 (2005); S. Capozziello, V.F. Cardone and A. Troisi, *Phys. Rev. D* **71**, 043503 (2005); G. Cognola, E. Elizalde, S. Nojiri, S.D. Odintsov and S. Zerbini, *JCAP* **0502**, 010 (2005); S. Nojiri, S.D. Odintsov and S. Tsujikawa, *Phys. Rev. D* **71**, 063004 (2005); S. Nojiri and S.D. Odintsov, *arXiv hep-th/0601213*; R.P. Woodard, *arXiv astro-ph/0601672*; T. Clifton and J.D. Barrow, *Phys. Rev. D* **72**, 103005 (2005); S. Das, N. Banerjee and N. Dadhich, *Class. Quant. Grav.* **23**, 4159 (2006); S. Capozziello, V.F. Cardone, E. Elizalde, S. Nojiri and S.D. Odintsov, *Phys. Rev. D* **73**, 043512 (2006); S.K. Srivastava, *arXiv astro-ph/0602116*; T.P. Sotiriou, *Class. Quant. Grav.* **23**, 5117 (2006); *arXiv gr-qc/0611107*;

- arXiv:gr-qc/0611158; T. P. Sotiriou and S. Liberati, arXiv:gr-qc/0604006; A. De Felice, M. Hindmarsh and M. Trodden, JCAP 0608, 005 (2006); S. Nojiri and S. D. Odintsov, Phys. Rev. D 74, 086005 (2006); A. F. Zakharov, A. A. Nucita, F. De Paolis and G. Ingrosso, Phys. Rev. D 74, 107101 (2006); P. Zhang, Phys. Rev. D 73, 123504 (2006); K. Atazadeh and H. R. Sepangi, arXiv:gr-qc/0602028; S. Buldman, arXiv:astro-ph/0605198; S. M. Carroll, I. Sawicki, A. Silvestri and M. Trodden, arXiv:astro-ph/0607458; D. Huterer and E. V. Linder, arXiv:astro-ph/0608681; X. h. Jin, D. j. Liu and X. z. Li, arXiv:astro-ph/0610854; N. J. Poplawski, arXiv:gr-qc/0610133; V. Faraoni, arXiv:astro-ph/0610734; Y. S. Song, W. Hu and I. Sawicki, arXiv:astro-ph/0610532; I. Navarro and K. Van Acoleyen, arXiv:gr-qc/061112; R. Bean, D. Bernat, L. Pogosian, A. Silvestri and M. Trodden, arXiv:astro-ph/0611321; T. Chiba, T. L. Smith and A. L. Erickcek, arXiv:astro-ph/0611867; V. Faraoni and S. Nadeau, arXiv:gr-qc/0612075; E. O. Kahya and V. K. Onemli, arXiv:gr-qc/0612026; T. Faulkner, M. Tegmark, E. F. Bunn and Y. Mao, arXiv:astro-ph/0612569
- [29] D. N. Vollick, Phys. Rev. D 68, 063510 (2003); Class. Quant. Grav. 21, 3813 (2004).
- [30] E. E. Flanagan, Phys. Rev. Lett. 92, 071101 (2004); Class. Quant. Grav. 21, 417 (2003).
- [31] X. Meng and P. Wang, Class. Quant. Grav. 20, 4949 (2003); Class. Quant. Grav. 21, 951 (2004).
- [32] X. H. Meng and P. Wang, Class. Quant. Grav. 21, 2029 (2004).
- [33] T. P. Sotiriou, arXiv:gr-qc/0507027.
- [34] S. Nojiri and S. D. Odintsov, Gen. Rel. Grav. 36, 1765 (2004).
- [35] X. H. Meng and P. Wang, Phys. Lett. B 584, 1 (2004).
- [36] T. P. Sotiriou, Class. Quant. Grav. 23, 1253 (2006).
- [37] A. Domínguez and D. Barraco, Phys. Rev. D 70, 043505 (2004); G. M. Kerner and D. S. M. Alves, Phys. Rev. D 70, 023503 (2004); G. J. Olmo, Phys. Rev. D 72, 083505 (2005); G. Olmo and W. Komp, gr-qc/0403092; M. Han, Y. Ma, Y. Ding and L. Qin, Mod. Phys. Lett. A 20, 725 (2005); S. Capozziello, V. F. Cardone and M. Francaviglia, Gen. Rel. Grav. 38, 711 (2006); G. Allemandi, M. Capone, S. Capozziello and M. Francaviglia, Gen. Rel. Grav. 38, 33 (2006); P. Wang, G. M. Kerner, D. S. M. Alves and X. H. Meng, Gen. Rel. Grav. 38, 517 (2006); T. Koivisto and H. Kurki-Suonio, Class. Quant. Grav. 23, 2355 (2006); T. Koivisto, Phys. Rev. D 73, 083517 (2006); B. Li and M. C. Chu, Phys. Rev. D 74, 104010 (2006); N. J. Poplawski, Phys. Rev. D 74, 084032 (2006); N. J. Poplawski, Phys. Lett. B 640, 135 (2006); B. Li, K. C. Chan and M. C. Chu, arXiv:astro-ph/0610794; K. Kainulainen, V. Reijonen and D. Sunhede, arXiv:gr-qc/0611132.
- [38] M. Amarzguoui, O. Elgaroy, D. F. Mota and T. Multamäki, Astron. Astrophys. 454, 707 (2006).
- [39] X. H. J. Meng and P. Wang, Class. Quant. Grav. 21, 2029 (2004); X. H. Meng and P. Wang, Class. Quant. Grav. 22, 23 (2005).
- [40] R. Tavakol, (1997) 'Introduction to dynamical systems' In Dynamical Systems in Cosmology, eds J. Wainwright and G. Ellis (CUP) (1997); E. J. Copeland, A. R. Liddle and D. Wands, Phys. Rev. D 57, 4686 (1998); B. Gumjudpai, T. Naskar, M. Sami and S. Tsujikawa, JCAP 0506, 007 (2005); S. Tsujikawa, Phys. Rev. D 73, 103504 (2006).
- [41] R. Maartens and E. M.ajerotto, Phys. Rev. D 74, 023004 (2006).
- [42] S. Nojiri and S. D. Odintsov, Gen. Rel. Grav. 36, 1765 (2004).
- [43] X. H. Meng and P. Wang, Phys. Lett. B 584, 1 (2004).
- [44] The idea that such theories should be able to successfully account for all four phases in the cosmological evolution is clearly a maximal demand. It would still be of great interest if such theories could successfully account for a sequence of such phases including an accelerating phase, such as the first or the last three phases.
- [45] To show that $dy_1/dN > 0$, we solve $dy_1/dN = 0$ with respect to n to obtain $n(y_1; y_2)$. Then plotting the function $n(y_1; y_2)$ in the physical range of variables $(y_1; y_2) \in [0; 1]$, we find that the set of triplets $(n; y_1; y_2)$, such that $dy_1/dN = 0$, all satisfy $n < 1$ apart from the special (and therefore the zero measure) set of fixed points which are also solutions of $dy_1/dN = 0$ for any n .