

Constraints on holographic dark energy from latest supernovae, galaxy clustering, and cosmic microwave background anisotropy observations

Xin Zhang^{1,2} and Feng-Quan Wu¹

¹National Astronomical Observatories, Chinese Academy of Sciences,
Beijing 100012, People's Republic of China

²Kavli Institute for Theoretical Physics China, Institute of Theoretical Physics,
Chinese Academy of Sciences (KITPC/ITP-CAS),
P.O. Box 2735, Beijing 100080, People's Republic of China

The holographic dark energy model is proposed by Li as an attempt for probing the nature of dark energy within the framework of quantum gravity. The main characteristic of holographic dark energy is governed by a numerical parameter c in the model. The parameter c can only be determined by observations. Thus, in order to characterize the evolving feature of dark energy and to predict the fate of the universe, it is of extraordinary importance to constrain the parameter c by using the currently available observational data. In this paper, we derive constraints on the holographic dark energy model from the latest observational data including the gold sample of 182 Type Ia supernovae (SN Ia), the shift parameter of the cosmic microwave background (CMB) given by the three-year Wilkinson Microwave Anisotropy Probe (WMAP) observations, and the baryon acoustic oscillation (BAO) measurement from the Sloan Digital Sky Survey (SDSS). The joint analysis gives the fit results in $1-\sigma$: $c = 0.91^{+0.26}_{-0.18}$ and $m_0 = 0.29 \pm 0.03$. That is to say, though the possibility of $c < 1$ is more favored, the possibility of $c > 1$ can not be excluded in one-sigma error range, which is somewhat different from the result derived from previous investigations using earlier data. So, according to the new data, the evidence for the quintom feature in the holographic dark energy model is not as strong as before.

I. INTRODUCTION

Observations of Type Ia supernovae (SN Ia) indicate that the universe is experiencing an accelerating expansion at the present stage [1, 2]. This cosmic acceleration has also been confirmed by observations of large scale structure (LSS) [3, 4] and measurements of the cosmic microwave background (CMB) anisotropy [5, 6]. The cause for this cosmic acceleration is usually referred to as "dark energy", a mysterious exotic matter with large enough negative pressure, whose energy density has been a dominant power of the universe (for reviews see e.g. [7, 8, 9, 10, 11, 12]). The astrophysical feature of dark energy is that it remains unclustered at all scales where gravitational clustering of baryons and nonbaryonic cold dark matter can be seen. Its gravity effect is shown as a repulsive force so as to make the expansion of the universe accelerate when its energy density becomes dominant power of the universe. The combined analysis of cosmological observations suggests that the universe is spatially flat, and consists of about 70% dark energy, 30% dust matter (cold dark matter plus baryons), and negligible radiation. Although we can assume that the ultimate fate of the universe is determined by the feature of dark energy, the nature of dark energy as well as its cosmological origin remain enigmatic at present. However, we still can propose some candidates to interpret or describe the properties of dark energy. The most obvious theoretical candidate of dark energy is the cosmological constant [13] which always suffers from the "fine-tuning" and "cosmic coincidence" puzzles. Theorists have made lots of efforts to try to resolve the cosmological constant problem, but all these efforts were turned out to be unsuccessful. Numerous other candidates for dark energy have also been proposed in the literature, such as an evolving canonical scalar field [14, 15, 16, 17, 18, 19] usually referred to as quintessence, the phantom energy [20, 21, 22] with an equation-of-state smaller than -1 violating the weak energy condition, the quintom energy [23, 24, 25, 26, 27, 28] with an equation-of-state evolving across -1 , the hessence model [29, 30, 31], the Chaplygin gas model [32, 33, 34], and so forth.

Actually, the dark energy problem may be in principle a problem belongs to quantum gravity domain [35]. Another promising model for dark energy, the holographic dark energy model, was proposed by Li [36] from some considerations of fundamental principle in the quantum gravity. It is well known that the holographic principle is an important result of the recent researches for exploring the quantum gravity or string theory [37, 38]. This

principle is enlightened by investigations of the quantum property of black holes. Roughly speaking, in a quantum gravity system, the conventional local quantum field theory will break down. The reason is rather simple: For a quantum gravity system, the conventional local quantum field theory contains too many degrees of freedom, and such many degrees of freedom will lead to the formation of black hole so as to break down the effectiveness of the quantum field theory.

For an effective field theory in a box of size L , with UV cut-off the entropy S scales extensively, $S \propto L^3$. However, the peculiar thermodynamics of black hole [39, 40, 41, 42, 43, 44] has led Bekenstein to postulate that the maximum entropy in a box of volume L^3 behaves nonextensively, growing only as the area of the box, i.e. there is a so-called Bekenstein entropy bound, $S \leq S_{BH} \propto M_{Pl}^2 L^2$. This nonextensive scaling suggests that quantum field theory breaks down in large volume. To reconcile this breakdown with the success of local quantum field theory in describing observed particle phenomenology, Cohen et al. [45] proposed a more restrictive bound — the energy bound. They pointed out that in quantum field theory a short distance (UV) cut-off is related to a long distance (IR) cut-off due to the limit set by forming a black hole. In other words, if the quantum zero-point energy density ρ_{vac} is relevant to a UV cut-off, the total energy of the whole system with size L should not exceed the mass of a black hole of the same size, thus we have $L^3 \rho_{vac} \leq M_{Pl}^2 L$. This means that the maximum entropy is in order of $S_{BH}^{3/4}$. When we take the whole universe into account, the vacuum energy related to this holographic principle [37, 38] is viewed as dark energy, usually dubbed holographic dark energy (its density is denoted as ρ_{de} hereafter). The largest IR cut-off L is chosen by saturating the inequality so that we get the holographic dark energy density

$$\rho_{de} = 3c^2 M_{Pl}^2 L^{-2}; \quad (1)$$

where c is a numerical constant, and $M_{Pl} = \sqrt{8\pi G}$ is the reduced Planck mass. If we take L as the size of the current universe, for instance the Hubble radius H^{-1} , then the dark energy density will be close to the observational result. However, Hu [46] pointed out that this yields a wrong equation of state for dark energy. Li [36] subsequently proposed that the IR cut-off L should be taken as the size of the future event horizon

$$R_{eh}(a) = a \int_t^{\infty} \frac{dt^0}{a(t^0)} = a \int_a^{\infty} \frac{da^0}{H a^2}; \quad (2)$$

Then the problem can be solved nicely and the holographic dark energy model can thus be

constructed successfully. The holographic dark energy scenario may provide simultaneously natural solutions to both dark energy problems as demonstrated in [36]. For extensive studies on the holographic dark energy model see e.g. [47, 48, 49, 50, 51, 52, 53, 54, 55, 56, 57, 58, 59].

The holographic dark energy model has been tested and constrained by various astronomical observations, such as SN Ia [60], CMB [61, 62, 63], combination of SN Ia, CMB and LSS [64], the X-ray gas mass fraction of galaxy clusters [65], and the differential ages of passively evolving galaxies [66]. Recently, the three-year data of Wilkinson Microwave Anisotropy Probe (WMAP) observations [67] were announced. Moreover, Riess et al. [68] lately released the up-to-date 182 "gold" data of SN Ia from various sources analyzed in a consistent and robust manner with reduced calibration errors arising from systematics. This paper aims at placing new observational constraints on the holographic dark energy model by using the gold sample of 182 SN Ia compiled by Riess et al. [68], the CMB shift parameter derived from three-year WMAP observations [69], and the baryon acoustic oscillations detected in the large-scale correlation function of Sloan Digital Sky Survey (SDSS) luminous red galaxies [70].

This paper is organized as follows: In section II we discuss the basic characteristics of the holographic dark energy model. In section III, we perform constraints on the holographic dark energy model by using the up-to-date observational datasets. Finally, we give the concluding remarks in section IV.

II. THE MODEL OF HOLOGRAPHIC DARK ENERGY

In this section, we shall review the holographic dark energy model briefly and discuss the basic characteristics of this model. Now let us consider a spatially flat Friedmann-Robertson-Walker (FRW) universe with matter component ρ_m (including both baryon matter and cold dark matter) and holographic dark energy component ρ_{de} , the Friedmann equation reads

$$3M_P^2 H^2 = \rho_m + \rho_{de}; \quad (3)$$

or equivalently,

$$\frac{H(z)}{H_0} = \frac{\rho_m(z)}{\rho_m(z_0)}^{1/2} = \frac{\rho_m(z)}{\rho_m(z_0)}^{1/2} = \frac{\rho_m(z)}{\rho_m(z_0)}^{1/2}; \quad (4)$$

where $z = (1/a) - 1$ is the redshift of the universe. Note that we always assume spatial flatness throughout this paper as motivated by inflation. Combining the definition of the

holographic dark energy (1) and the definition of the future event horizon (2), we derive

$$\int_0^z \frac{d \ln a^0}{H a^0} = \frac{c}{H a_{de}^0} : \quad (5)$$

We notice that the Friedmann equation (4) implies

$$\frac{1}{H a} = \frac{c}{a (1 - \rho_{de})} \frac{1}{H_0 m_0} : \quad (6)$$

Substituting (6) into (5), one obtains the following equation

$$\int_0^z \frac{e^{x^0=2} c}{1 - \rho_{de}} dx^0 = c e^{x^0=2} \frac{1}{1 - \rho_{de}} ; \quad (7)$$

where $x = \ln a$. Then taking derivative with respect to x in both sides of the above relation, we get easily the dynamics satisfied by the dark energy, i.e. the differential equation about the fractional density of dark energy,

$$\rho'_{de} = -(1+z)^{-1} \rho_{de} (1 - \rho_{de})^{-1} \left(1 + \frac{2c}{1 - \rho_{de}} \right) ; \quad (8)$$

where the prime denotes the derivative with respect to the redshift z . This equation describes behavior of the holographic dark energy completely, and it can be solved exactly [36]. From the energy conservation equation of the dark energy, the equation of state of the dark energy can be given [36]

$$w = -1 - \frac{1}{3} \frac{d \ln \rho_{de}}{d \ln a} = -\frac{1}{3} \left(1 + \frac{2c}{1 - \rho_{de}} \right) : \quad (9)$$

Note that the formula $\rho_{de} = \frac{\rho_{de0}}{1 - \rho_{de0}} m_0 a^{-3}$ and the differential equation of ρ_{de} (8) are used in the second equal sign. It can be seen clearly that the equation of state of the holographic dark energy evolves dynamically and satisfies $(1 + 2w) = 3 - w$ due to $0 < \rho_{de} < 1$. Hence, we see clearly that when taking the holographic principle into account the vacuum energy becomes dynamically evolving dark energy.

The parameter c plays a significant role in this model. If one takes $c = 1$, the behavior of the holographic dark energy will be more and more like a cosmological constant with the expansion of the universe, such that ultimately the universe will enter the de Sitter phase in the far future. As is shown in [36], if one puts the parameter $\rho_{de0} = 0.73$ into (9), then a definite prediction of this model, $w_0 = -0.903$, will be given. On the other hand, if $c < 1$, the holographic dark energy will exhibit appealing behavior that the equation of state crosses the "cosmological-constant boundary" (or "phantom divide") $w = -1$ during the evolution.

This kind of dark energy is referred to as "quintom" [23] which is slightly favored by current observations, see e.g. [71, 72, 73, 74, 75, 76, 77, 78]. If $c > 1$, the equation of state of dark energy will be always larger than -1 such that the universe avoids entering the de Sitter phase and the Big Rip phase. Hence, we see explicitly, the value of c is very important for the holographic dark energy model, which determines the feature of the holographic dark energy as well as the ultimate fate of the universe. For an illustrative example, see Figure 1 in [64], in which the selected evolutions in different c for the equation of state of holographic dark energy are plotted. It is clear to see that the cases in $c \geq 1$ always evolve in the region of $w \geq -1$, whereas the case of $c < 1$ behaves as a quintom whose equation of state w crosses the cosmological constant boundary $w = -1$ during the evolution. It has been shown in previous analyses of observational data [64, 65, 66] that the holographic dark energy exhibits quintom-like behavior basically within statistical error one sigma.

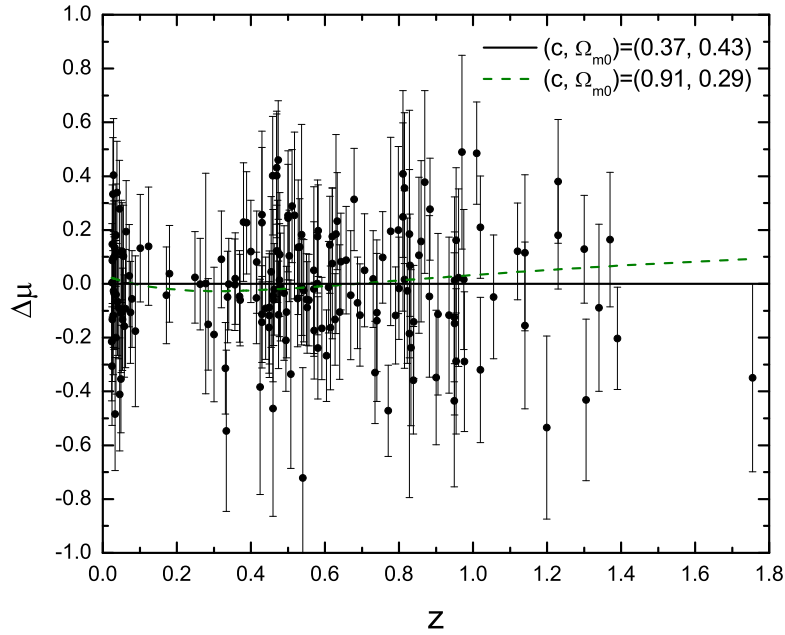


FIG. 1: Gold sample of 182 SN Ia residual Hubble diagram comparing holographic dark energy model with best-fit values for parameters. The black solid line represents the best-fit for SN Ia alone analysis with $(c; \Omega_{m0}) = (0.37; 0.43)$; The green dashed line represents the best-fit for SN Ia + CMB + LSS joint analysis with $(c; \Omega_{m0}) = (0.91; 0.29)$. Data and model are shown relative to the case of $(c; \Omega_{m0}) = (0.37; 0.43)$.

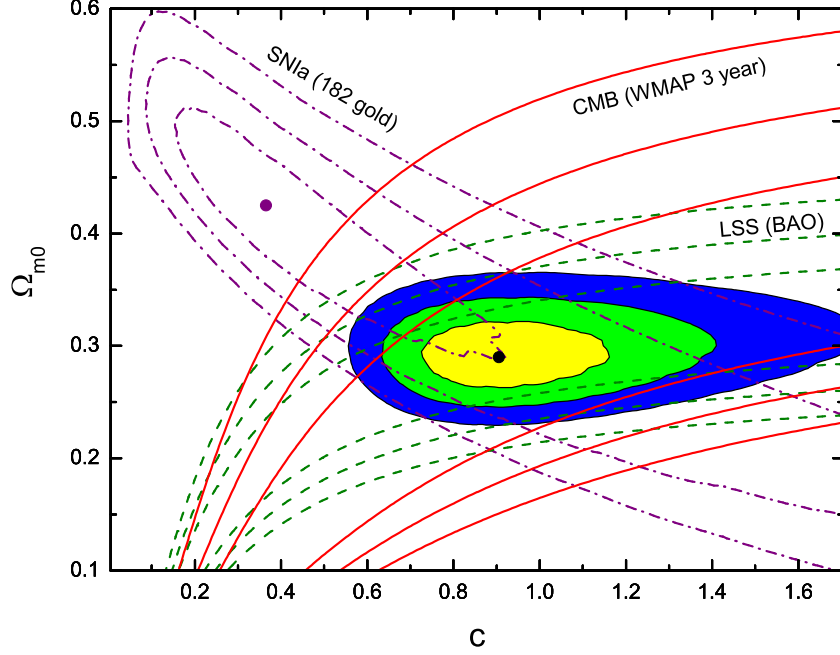


FIG. 2: Probability contours at 68.3% , 95.4% , and 99.7% confidence levels in $(C; \Omega_{m0})$ -plane, for the holographic dark energy model, from the gold sample of SN Ia data (purple dot-dashed contours), from the shift parameter R in CMB (red solid contours), from the parameter A in BAO found in the SDSS (green dashed contours), and from the combination of the three databases (shaded contours). The points show the best-fit cases for SN Ia alone analysis and for SN Ia+CMB+LSS joint analysis, respectively.

III. CONSTRAINTS FROM LATEST SN IA , LSS , AND CMB OBSERVATIONS

In this section, we constrain the parameters in the holographic dark energy model and analyze the evolutionary behavior of holographic dark energy by using the latest observational data of SN Ia combined with the information from CMB and LSS observations.

Recently, the up-to-date gold sample of SN Ia consists of 182 data was compiled by Riess et al. [68]. It contains 119 points from the previous sample compiled in [79] and 16 points with $0.46 < z < 1.39$ discovered recently [68] by the Hubble Space Telescope (HST). It also incorporates 47 points ($0.25 < z < 0.96$) from the first year release of the Supernova Legacy Survey (SNLS) sample [80] out of a total of 73 distant SN Ia. Some previous gold data were excluded in [68] due to highly uncertain color measurements, high extinction $A_V > 0.5$ and a redshift cut $z < 0.0233$, to avoid the influence of a possible local "Hubble Bubble", so as to

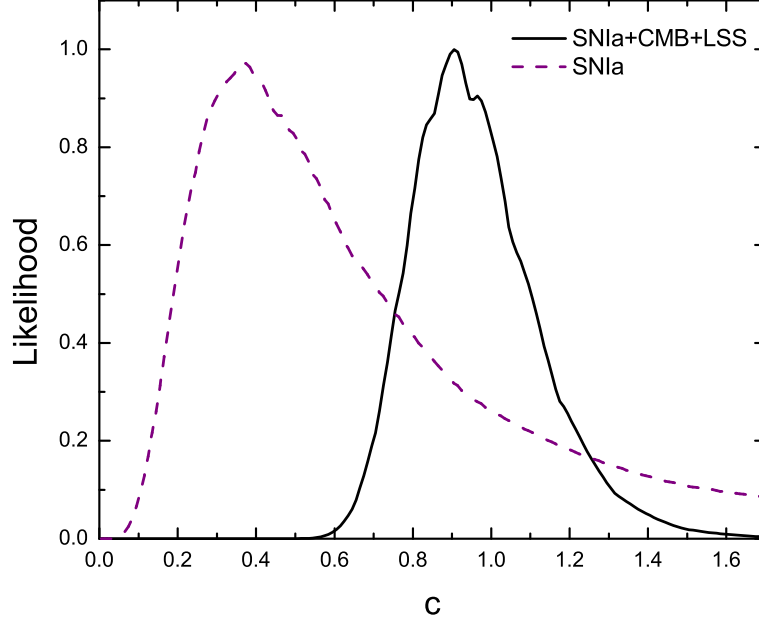


FIG. 3: Probability distribution of parameter c for the fits of SN Ia alone and SN Ia+CMB+LSS.

define a high-confidence sample. The total gold sample spans a wide range of redshift $0.024 < z < 1.76$. For recent usages of the new sample, see e.g. [27, 31, 76, 77, 78, 81, 82, 83, 84]. We shall analyze the holographic dark energy model in the light of the new gold sample of SN Ia.

The SN Ia observations directly measure the apparent magnitude m of a supernova and its redshift z . The apparent magnitude m is related to the luminosity distance d_L of the supernova through

$$m(z) = M + 5 \log_{10}(d_L(z)/\text{Mpc}) + 25; \quad (10)$$

where M is the absolute magnitude which is believed to be constant for all Type Ia supernovae, and the luminosity distance-redshift relation is

$$d_L(z) = \frac{L}{4\pi F}^{1/2} = H_0^{-1} (1+z) \int_0^z \frac{dz^0}{E(z^0)}; \quad (11)$$

where L is the absolute luminosity which is a known value for the standard candle SN Ia, F is the measured flux, H_0^{-1} (here we use the natural unit, namely the speed of light is defined to be 1) represents the Hubble distance with value $H_0^{-1} = 2997.9 \text{ h}^{-1} \text{ Mpc}$, and $E(z) = H(z)/H_0$ is expressed in equation (4). Note that the dynamical behavior of d_{de} is governed by differential equation (8). In order to place constraints on the holographic dark

energy model, we perform χ^2 statistics for the model parameters $(c; m_0)$ and the present Hubble parameter H_0 . For the SN Ia analysis, we have

$$\chi^2_{\text{SN}} = \sum_{i=1}^{82} \frac{[\mu_{\text{obs}}(z_i) - \mu_{\text{th}}(z_i)]^2}{\sigma_i^2}; \quad (12)$$

where the extinction-corrected distance moduli $\mu(z)$ is defined as $\mu(z) = m(z) - M$, and σ_i is the total uncertainty in the observation. The likelihood $L \propto e^{-\chi^2/2}$ if the measurement errors are Gaussian. The best-fit for the analysis of gold sample of 182 SN Ia happens at $c = 0.37$, $m_0 = 0.43$, and $h = 0.64$, with $\chi^2_{\text{min}} = 156.60$. The gold sample is illustrated on a residual Hubble diagram with respect to our best-fit universe in Figure 1. Since we concentrate on the model parameters $(c; m_0)$, we need to marginalize over the Hubble parameter H_0 . Note that marginalizing over H_0 is equivalent to evaluating χ^2 at its minimum with respect to H_0 [85]. We marginalize over the nuisance parameter h and show the probability contours at 68.3%, 95.4%, and 99.7% confidence levels for c vs. m_0 in Figure 2, from the constraints of gold sample of SN Ia, as purple dot-dashed contours. The 1- σ values for the model parameters are: $c = 0.37^{+0.56}_{-0.21}$ and $m_0 = 0.43^{+0.08}_{-0.14}$. We see that the parameter c in 1 range, $0.16 < c < 0.93$, is smaller than 1, making the holographic dark energy behave as quintom with equation-of-state evolving across $w = -1$, according to this analysis.

On the other hand, the above analysis shows that the SN Ia data alone seem not sufficient to constrain the holographic dark energy model strictly. The confidence region of c - m_0 plane is rather large, especially for the parameter c . Moreover, it is remarkable that the best-fit value of m_0 of this model is evidently larger than that of the Λ CDM model. For comparison, we refer to the WMAP result for m_0 in Λ CDM model: $m_0 = 0.24^{+0.03}_{-0.04}$ [67]. As has been elucidated in [64] that for the holographic dark energy the fit of SN Ia data is very sensitive to the Hubble parameter H_0 , so it is very important to find other observational quantities irrelevant to H_0 as a complement to SN Ia data. Fortunately, such suitable data can be found in the probes of CMB and LSS.

For the CMB data, we use the CMB shift parameter. The CMB shift parameter R is perhaps the least model-independent parameter that can be extracted from CMB data. The shift parameter R is given by [86]

$$R = \frac{1}{m_0} \int_0^{z_{\text{CMB}}} \frac{dz^0}{E(z^0)}; \quad (13)$$

where $z_{\text{CMB}} = 1089$ is the redshift of recombination. The value of the shift parameter R

TABLE I: Constraints from observational data. The 1σ values of c and m_0 are given in 1σ errors; the 1σ value of h is given at best-fit case; the value of χ^2_{\min} is also for best-fit.

Parameter/Quantity	SN Ia gold sample alone	SN Ia+ CMB+ LSS
c	$0.37^{+0.56}_{-0.21}$	$0.91^{+0.26}_{-0.18}$
m_0	$0.43^{+0.08}_{-0.14}$	$0.29^{+0.03}_{-0.03}$
h	0.64	0.63
χ^2_{\min}	156.60	158.97

can be determined by three-year integrated WMAP analysis [67], and has been updated by [69] to be 1.70 ± 0.03 independent of the dark energy model. For the LSS data, we use the measurement of the BAO peak in the distribution of SDSS luminous red galaxies (LRGs). The SDSS BAO measurement [70] gives $A = 0.469 (n_s=0.98)^{+0.35}_{-0.017}$ (independent of a dark energy model) at $z_{\text{BAO}} = 0.35$, where A is defined as

$$A = \frac{1}{z_{\text{BAO}}} \frac{1}{E(z_{\text{BAO}})^{1/3}} \frac{1}{z_{\text{BAO}}} \frac{dz^0}{E(z^0)^{2/3}} : \quad (14)$$

Here the scalar spectral index is taken to be $n_s = 0.95$ as measured by the three-year WMAP data [67]. We notice that both R and A are independent of H_0 ; thus these quantities can provide robust constraint as complement to SN Ia data on the holographic dark energy model.

We now perform a combined analysis of SN Ia, CMB, and LSS on the constraints of the holographic dark energy model. We use the χ^2 statistics

$$\chi^2 = \chi^2_{\text{SN}} + \chi^2_{\text{CMB}} + \chi^2_{\text{LSS}} ; \quad (15)$$

where χ^2_{SN} is given by equation (12) for SN Ia statistics, $\chi^2_{\text{CMB}} = [(R - R_{\text{obs}})/\sigma_R]^2$ and $\chi^2_{\text{LSS}} = [(A - A_{\text{obs}})/\sigma_A]^2$ are contributions from CMB and LSS data, respectively. The main results are shown in Figure 2. In this figure, we show the contours of 68.3%, 95.4%, and 99.7% confidence levels in the $c - m_0$ plane. The constraints from the shift parameter R in CMB are illustrated by the red solid contours; the constraints from the parameter A in BAO are illustrated by green dashed contours; the joint constraints from SN Ia+ CMB+ LSS are

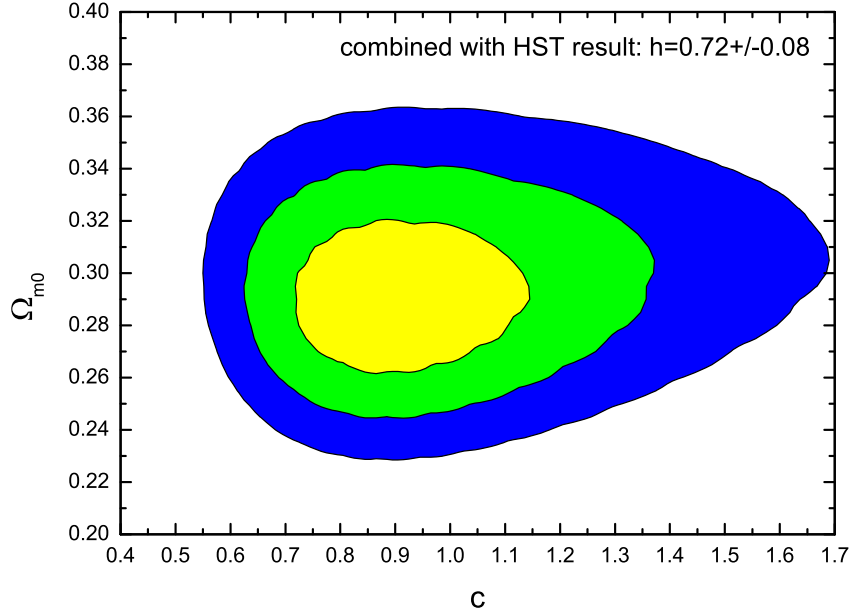


FIG. 4: Probability contours at 68.3% , 95.4% , and 99.7% confidence levels in $(c; \Omega_{m0})$ -plane, for the holographic dark energy model, from the constraints of the combination of SN Ia, CMB and LSS. In this analysis, the HST prior $h = 0.72 \pm 0.08$ is also considered by adding a term $\chi^2_{HST} = [(h - 0.72)/0.08]^2$ to the total χ^2 . The best values for model parameters with one-sigma errors are $c = 0.91^{+0.23}_{-0.19}$ and $\Omega_{m0} = 0.29 \pm 0.03$, which are almost the same as the results without prior, see Figure 2.

shown as shaded contours. It is clear to see that the combined analysis of SN Ia, CMB and LSS data provides a fairly tight constraint on the holographic dark energy model, comparing to the constraint from the SN Ia gold sample alone. The best values for the model parameters with 1- errors are $c = 0.91^{+0.26}_{-0.18}$ and $\Omega_{m0} = 0.29 \pm 0.03$ with $\chi^2_{min} = 158.97$. For comparison, the best results from the SN Ia gold sample alone and from the combination of SN Ia, CMB and LSS are shown in Table I. We also show the best-fit case of SN Ia+ CMB+ LSS analysis on the residual Hubble diagram with respect to the best-fit case of SN Ia alone analysis in Figure 1. We see clearly that in the joint analysis the derived value for matter density Ω_{m0} is very reasonable. In addition, it should be emphasized that what is of importance for this model is the determination of the value of c . In Figure 3 we plot the 1-dimensional likelihood function for c , marginalizing over the other parameters. We notice that the best-fit value of c in this analysis is enhanced to around 0.91. Intriguingly, the range of c in 1- error,

$0.73 < c < 1.17$, is not capable of ruling out the probability of $c > 1$; this conclusion is somewhat different from those derived from previous investigations using earlier data. In previous work, for instance, [64] and [65], the 1- σ range of c obtained can basically exclude the probability of $c > 1$ giving rise to the quintessence-like behavior, supporting the quintom-like behavior evidently. Though the present result (in 1- σ error range) from the analysis of the up-to-date observational data does not support the quintom-like feature as strongly as before, the best-fit value ($c = 0.91$) still exhibits the holographic quintom characteristic.

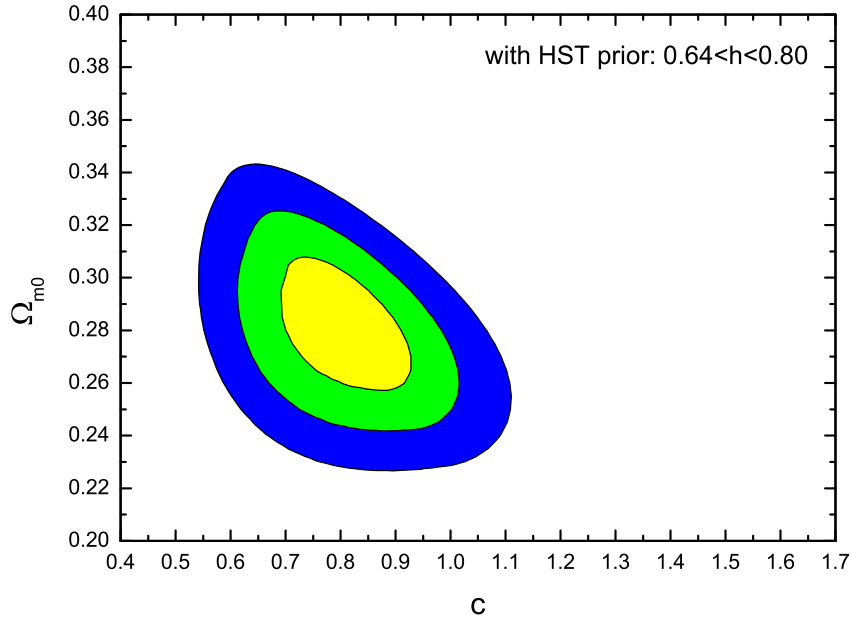


FIG. 5: Probability contours at 68.3%, 95.4%, and 99.7% confidence levels in $(c; \Omega_{m0})$ -plane, for the holographic dark energy model, from the constraints of the combination of SN Ia, CMB and LSS, also with HST prior $0.64 < h < 0.80$. The fit values for model parameters with one-sigma errors are $c = 0.82^{+0.11}_{-0.13}$ and $\Omega_{m0} = 0.28^{+0.03}_{-0.02}$.

Another problem of concern is that both the SN Ia alone analysis and the SN Ia + CMB + LSS joint analysis predict a low value of dimensionless Hubble constant h . For the Hubble constant, one of the most reliable results comes from the Hubble Space Telescope Key Project [87]. This group has used the empirical period-luminosity relations for Cepheid variable stars to obtain distances to 31 galaxies, and calibrated a number of secondary distance indicators measured over distances of 400 to 600 Mpc. The result they obtained is $h = 0.72 \pm 0.08$. It is remarkable that, intriguingly, this result is in such good agreement with the result derived

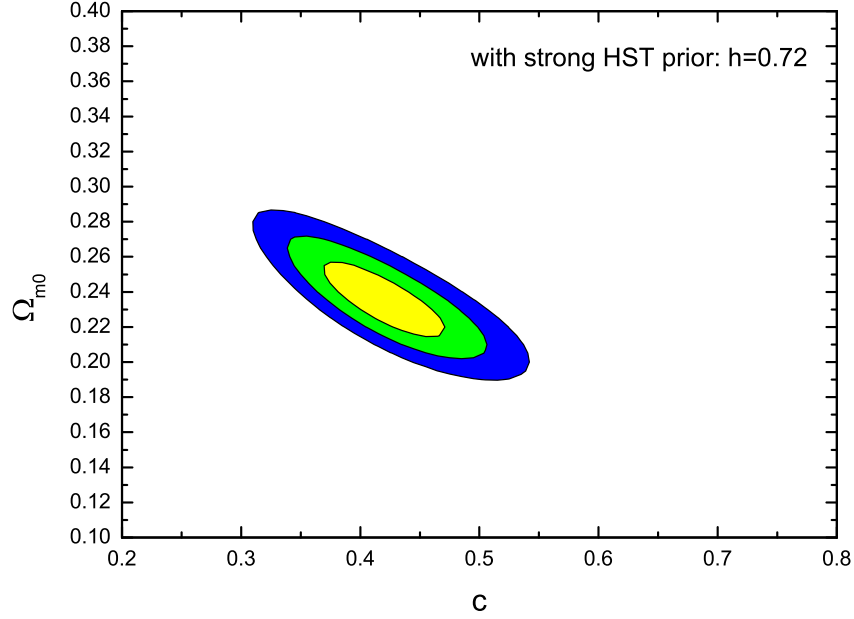


FIG .6: Same as Figure 5, but with strong-HST prior $h = 0.72$. The best values for model parameters with one-sigma errors are $c = 0.42 \pm 0.05$ and $\Omega_{m0} = 0.24^{+0.02}_{-0.03}$.

from the WMAP CMB measurements, $h = 0.73^{+0.03}_{-0.04}$ (it should be pointed out that this result is derived from a flat Λ CDM model assumption) [7].

In the follows we shall incorporate the HST Hubble constant result into the SN Ia + CMB + LSS data fitting. First, we add the HST term, $\chi^2_{HST} = [(h - 0.72)/0.08]^2$, to the total χ^2 . The results we derived are shown in Figure 4, the 1, 2 and 3 contours of confidence levels in $c - \Omega_{m0}$ plane. The best values for model parameters with one-sigma errors are $c = 0.91^{+0.23}_{-0.19}$ and $\Omega_{m0} = 0.29 \pm 0.03$, which are almost the same as the results from without HST data. So, we next take another way of incorporating the HST prior, $0.64 < h < 0.80$, into account, in the data analysis. When considering this prior, the confidence level contours get shrinkage and left-shift in the $c - \Omega_{m0}$ parameter-plane, as shown in Figure 5. In this case the best values for model parameters with one-sigma errors are $c = 0.82^{+0.11}_{-0.13}$ and $\Omega_{m0} = 0.28^{+0.03}_{-0.02}$. We see that the holographic dark energy features quintom dark energy within one-sigma range in this case. Furthermore, we also consider a strong HST prior, fixing $h = 0.72$, in order to see how strongly biased constraints can be derived from a fictitious prior on h . We plot the results of this case in Figure 6. The best values for model parameters with one-sigma errors are $c = 0.42 \pm 0.05$ and $\Omega_{m0} = 0.24^{+0.02}_{-0.03}$. We find that the shrinkage and

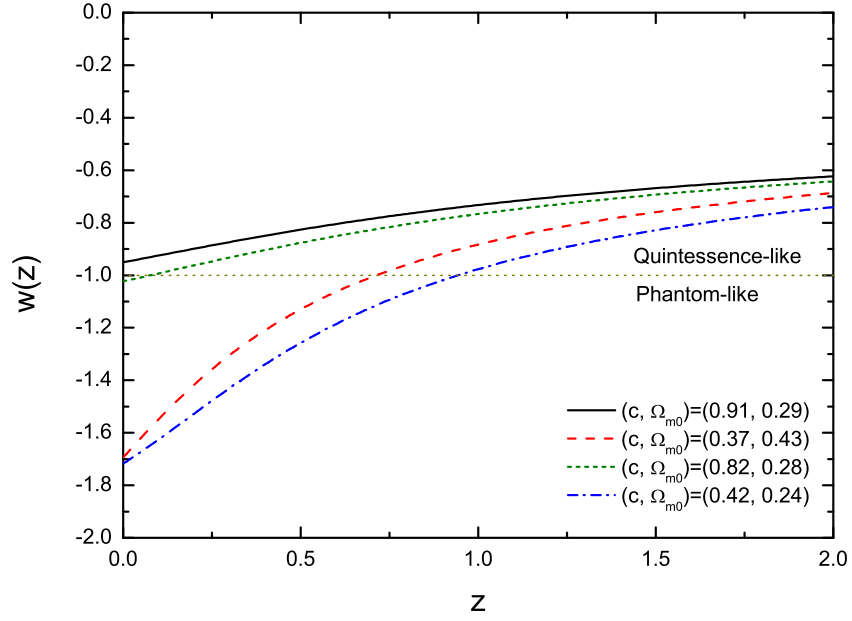


FIG . 7: The equation-of-state parameter of dark energy w versus redshift z , from some best-fit values of the holographic dark energy model.

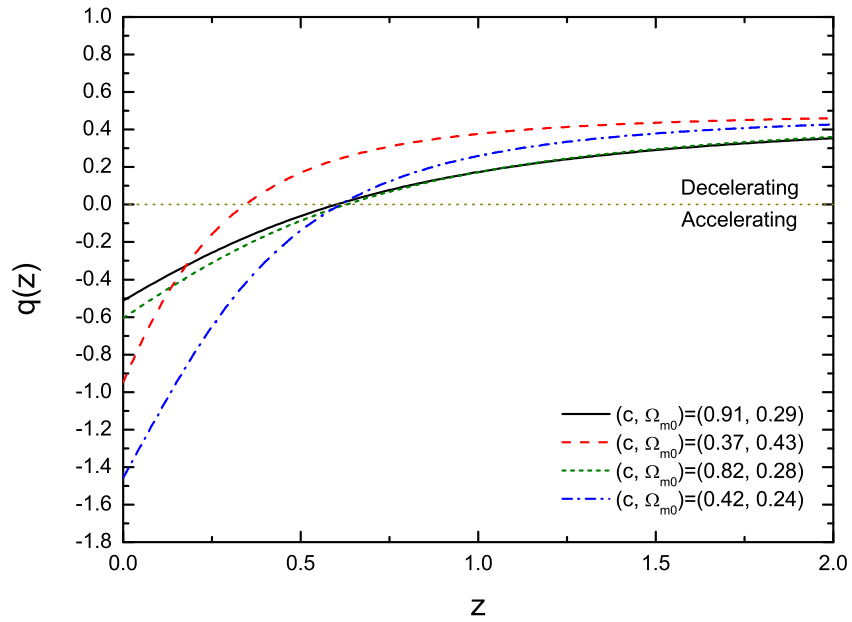


FIG . 8: Deceleration parameter q versus redshift z , from some best-fit values of the holographic dark energy model.

the left-shift for the confidence level contours become more evident. For illustrating the cosmological consequences led by the observational constraints, we show the evolution cases of the equation-of-state parameter $w(z)$ and the deceleration parameter $q(z)$ according to some best-fit values of parameters of the holographic dark energy model in Figure 7 and 8. The quintom feature with $w = -1$ crossing characteristic for the holographic dark energy model can be easily seen.

IV . CONCLUDING REMARKS

The cosmic acceleration observed by distance-redshift relation measurement of SN Ia strongly supports the existence of dark energy. The fantastic physical property of dark energy not only drives the current cosmic acceleration, but also determines the ultimate fate of the universe. However, hitherto, the nature of dark energy as well as its cosmological origin still remain enigmatic for us. Though the underlying theory of dark energy is still far beyond our knowledge, it is guessed that the quantum gravity theory shall play a significant role in resolving the dark energy enigma. The holographic dark energy model is proposed as an attempt for probing the nature of dark energy within the framework of quantum gravity, i.e. it is based upon an important fundamental principle of quantum gravity | holographic principle, so it possesses some significant features of an underlying theory of dark energy. The main characteristic of holographic dark energy is governed by a numerical parameter c in the model. This parameter, c , can only be determined by observations. Hence, in order to characterize the evolving feature of dark energy and to predict the fate of the universe, it is of extraordinary importance to constrain the parameter c by using the currently available observational data.

In this paper, we have analyzed the holographic dark energy model by using the up-to-date gold SN Ia sample, combined with the CMB and LSS data. Since the SN Ia data are sensitive to the Hubble constant H_0 , while the shift parameter in CMB and the parameter in the BAO are irrelevant to the Hubble parameter, the combination of these datasets leads to strong constraints on the model parameters, as shown in Figure 2. The joint analysis indicates that, though the possibility of $c < 1$ is more favored, the possibility of $c > 1$ can not be excluded in one-sigma error range, which is somewhat different from the result derived from previous investigations using earlier data (such as [64], in which the result of $c < 1$

is basically favored in 1- σ range). That is to say, according to the new data, the evidence for the quintom feature in the holographic dark energy model is not as strong as before. However, when considering the HST prior, $0.64 < h < 0.80$, the quintom-like behavior can be supported in one-sigma error range, as shown in Figure 5. On the whole, the current observational data have no ability to constrain the parameters in the holographic dark energy model on a high precision level. We expect that the future high-precision observations such as the SuperNova/Acceleration Project (SNAP) will be capable of determining the value of c exactly and thus revealing the property of the holographic dark energy.

Acknowledgements

We would like to thank Qing-Guo Huang, Miao Li, and Hao Wei for helpful discussions. This work was supported by the National Natural Science Foundation of China, the K. C. Wong Education Foundation (Hong Kong), and the Postdoctoral Science Foundation of China.

-
- [1] A. G. Riess et al. [Supernova Search Team Collaboration], "Observational Evidence from Supernovae for an Accelerating Universe and a Cosmological Constant," *Astron. J.* 116 (1998) 1009 [arXiv:astro-ph/9805201].
 - [2] S. Perlmutter et al. [Supernova Cosmology Project Collaboration], "Measurements of Omega and Lambda from 42 High-Redshift Supernovae," *Astrophys. J.* 517 (1999) 565 [arXiv:astro-ph/9812133].
 - [3] M. Tegmark et al. [SDSS Collaboration], "Cosmological parameters from SDSS and WMAP," *Phys. Rev. D* 69 (2004) 103501 [arXiv:astro-ph/0310723].
 - [4] K. Abazajian et al. [SDSS Collaboration], "The Second Data Release of the Sloan Digital Sky Survey," *Astron. J.* 128 (2004) 502 [arXiv:astro-ph/0403325].
 - [5] D. N. Spergel et al. [WMAP Collaboration], "First Year Wilkinson Microwave Anisotropy Probe (WMAP) Observations: Determination of Cosmological Parameters," *Astrophys. J. Suppl.* 148 (2003) 175 [arXiv:astro-ph/0302209].
 - [6] C. L. Bennett et al. [WMAP Collaboration], "First Year Wilkinson Microwave Anisotropy

- Probe (WMAP) Observations: Preliminary Maps and Basic Results," *Astrophys. J. Suppl.* 148 (2003) 1 [arXiv:astro-ph/0302207].
- [7] S. Weinberg, "The cosmological constant problem," *Rev. Mod. Phys.* 61 (1989) 1.
- [8] V. Sahni and A. A. Starobinsky, "The Case for a Positive Cosmological Lambda-term," *Int. J. Mod. Phys. D* 9 (2000) 373 [arXiv:astro-ph/9904398].
- [9] S. M. Carroll, "The cosmological constant," *Living Rev. Rel.* 4 (2001) 1 [arXiv:astro-ph/0004075].
- [10] P. J. E. Peebles and B. Ratra, "The cosmological constant and dark energy," *Rev. Mod. Phys.* 75 (2003) 559 [arXiv:astro-ph/0207347].
- [11] T. Padmanabhan, "Cosmological constant: The weight of the vacuum," *Phys. Rept.* 380 (2003) 235 [arXiv:hep-th/0212290].
- [12] E. J. Copeland, M. Sami and S. Tsujikawa, "Dynamics of dark energy," *Int. J. Mod. Phys. D* 15 (2006) 1753 [arXiv:hep-th/0603057].
- [13] A. Einstein, "Cosmological Considerations in the General Theory of Relativity," *Sitzungsber. Preuss. Akad. Wiss. Berlin (Math. Phys.)* 1917 (1917) 142.
- [14] P. J. E. Peebles and B. Ratra, "Cosmology with a Time Variable Cosmological Constant," *Astrophys. J.* 325 (1988) L17.
- [15] C. Wetterich, "Cosmology and the Fate of Dilatation Symmetry," *Nucl. Phys. B* 302 (1988) 668.
- [16] R. R. Caldwell, R. Dave and P. J. Steinhardt, "Cosmological Imprint of an Energy Component with General Equation-of-State," *Phys. Rev. Lett.* 80 (1998) 1582 [arXiv:astro-ph/9708069].
- [17] I. Zlatev, L. M. Wang and P. J. Steinhardt, "Quintessence, Cosmic Coincidence, and the Cosmological Constant," *Phys. Rev. Lett.* 82 (1999) 896 [arXiv:astro-ph/9807002].
- [18] X. Zhang, "Coupled quintessence in a power-law case and the cosmic coincidence problem," *Mod. Phys. Lett. A* 20 (2005) 2575 [arXiv:astro-ph/0503072].
- [19] X. Zhang, "State-nder diagnostic for coupled quintessence," *Phys. Lett. B* 611 (2005) 1 [arXiv:astro-ph/0503075].
- [20] R. R. Caldwell, "A Phantom Menace?," *Phys. Lett. B* 545 (2002) 23 [arXiv:astro-ph/9908168].
- [21] R. R. Caldwell, M. Kamionkowski and N. N. Weinberg, "Phantom Energy and Cosmic Doom-day," *Phys. Rev. Lett.* 91 (2003) 071301 [arXiv:astro-ph/0302506].
- [22] E. O. Kahya and V. K. Onemli, "Quantum stability of a $w < -1$ phase of cosmic acceleration,"

- arXiv:gr-qc/0612026.
- [23] B. Feng, X. L. Wang and X. M. Zhang, "Dark Energy Constraints from the Cosmic Age and Supernova," *Phys. Lett. B* 607 (2005) 35 [arXiv:astro-ph/0404224].
 - [24] Z. K. Guo, Y. S. Piao, X. M. Zhang and Y. Z. Zhang, "Cosmological evolution of a quintom model of dark energy," *Phys. Lett. B* 608 (2005) 177 [arXiv:astro-ph/0410654].
 - [25] X. Zhang, "An Interacting Two-Fluid Scenario For Quintom Dark Energy," *Commun. Theor. Phys.* 44 (2005) 762.
 - [26] X. F. Zhang, H. Li, Y. S. Piao and X. M. Zhang, "Two-field models of dark energy with equation of state across -1," *Mod. Phys. Lett. A* 21 (2006) 231 [arXiv:astro-ph/0501652].
 - [27] J. F. Zhang, X. Zhang and H. Y. Liu, "Reconstructing generalized ghost condensate model with dynamical dark energy parametrizations and observational datasets," arXiv:astro-ph/0612642.
 - [28] Y. f. Cai, M. z. Li, J. X. Lu, Y. S. Piao, T. t. Qiu and X. m. Zhang, "A string-inspired quintom model of dark energy," arXiv:hep-th/0701016.
 - [29] H. Wei, R. G. Cai and D. F. Zeng, "Hessence: A new view of quintom dark energy," *Class. Quant. Grav.* 22 (2005) 3189 [arXiv:hep-th/0501160].
 - [30] H. Wei and R. G. Cai, "Cosmological evolution of hessence dark energy and avoidance of big rip," *Phys. Rev. D* 72 (2005) 123507 [arXiv:astro-ph/0509328].
 - [31] H. Wei, N. N. Tang and S. N. Zhang, "Reconstruction of hessence dark energy and the latest type Ia supernovae gold dataset," *Phys. Rev. D* 75 (2007) 043009 [arXiv:astro-ph/0612746].
 - [32] A. Y. Kamenshchik, U. Moschella and V. Pasquier, "An alternative to quintessence," *Phys. Lett. B* 511 (2001) 265 [arXiv:gr-qc/0103004].
 - [33] M. C. Bento, O. Bertolami and A. A. Sen, "Generalized Chaplygin gas, accelerated expansion and dark energy-matter unification," *Phys. Rev. D* 66 (2002) 043507 [arXiv:gr-qc/0202064].
 - [34] X. Zhang, F. Q. Wu and J. Zhang, "New Generalized Chaplygin Gas as a Scheme for Unification of Dark Energy and Dark Matter," *JCAP* 0601 (2006) 003 [arXiv:astro-ph/0411221].
 - [35] E. Witten, "The cosmological constant from the viewpoint of string theory," arXiv:hep-ph/0002297.
 - [36] M. Li, "A model of holographic dark energy," *Phys. Lett. B* 603 (2004) 1 [arXiv:hep-th/0403127].
 - [37] G. 't Hooft, "Dimensional reduction in quantum gravity," arXiv:gr-qc/9310026.

- [38] L. Susskind, "The World As A Hologram," J. Math. Phys. 36 (1995) 6377 [arXiv:hep-th/9409089].
- [39] J.D. Bekenstein, "Black holes and entropy," Phys.Rev.D 7 (1973) 2333.
- [40] J.D. Bekenstein, "Generalized second law of thermodynamics in black hole physics," Phys. Rev.D 9 (1974) 3292.
- [41] J.D. Bekenstein, "A Universal Upper Bound On The Entropy To Energy Ratio For Bounded Systems," Phys.Rev.D 23 (1981) 287.
- [42] J.D. Bekenstein, "Entropy Bounds And Black Hole Remnants," Phys.Rev.D 49 (1994) 1912 [arXiv:gr-qc/9307035].
- [43] S.W. Hawking, "Particle Creation By Black Holes," Commun.Math.Phys. 43 (1975) 199 [Erratum -ibid. 46 (1976) 206].
- [44] S.W. Hawking, "Black Holes And Thermodynamics," Phys.Rev.D 13 (1976) 191.
- [45] A.G. Cohen, D.B. Kaplan and A.E. Nelson, "Effective field theory, black holes, and the cosmological constant," Phys.Rev.Lett. 82 (1999) 4971 [arXiv:hep-th/9803132].
- [46] S.D.H. Hsu, "Entropy bounds and dark energy," Phys. Lett. B 594 (2004) 13 [arXiv:hep-th/0403052].
- [47] Q.G. Huang and M. Li, "The holographic dark energy in a non-flat universe," JCAP 0408 (2004) 013 [arXiv:astro-ph/0404229].
- [48] K. Enqvist and M.S. Sloth, "A CMB / dark energy cosmic duality," Phys. Rev. Lett. 93 (2004) 221302 [arXiv:hep-th/0406019].
- [49] K. Ke and M. Li, "Cardy-Verlinde formula and holographic dark energy," Phys. Lett. B 606 (2005) 173 [arXiv:hep-th/0407056].
- [50] Q.G. Huang and M. Li, "Anthropic principle favors the holographic dark energy," JCAP 0503 (2005) 001 [arXiv:hep-th/0410095].
- [51] X. Zhang, "State nder diagnostic for holographic dark energy model," Int. J. Mod. Phys. D 14 (2005) 1597 [arXiv:astro-ph/0504586].
- [52] D. Pavon and W. Zimdahl, "Holographic dark energy and cosmic coincidence," Phys. Lett. B 628 (2005) 206 [arXiv:gr-qc/0505020].
- [53] B. Wang, Y. g. Gong and E. Abdalla, "Transition of the dark energy equation of state in an interacting holographic dark energy model," Phys. Lett. B 624 (2005) 141 [arXiv:hep-th/0506069].

- [54] H. K. In, H. W. Lee and Y. S. Myung, "Equation of state for an interacting holographic dark energy model," *Phys. Lett. B* 632 (2006) 605 [[arXiv:gr-qc/0509040](#)].
- [55] S. Nojiri and S. D. Odintsov, "Unifying phantom inflation with late-time acceleration: Scalar phantom-non-phantom transition model and generalized holographic dark energy," *Gen. Rel. Grav.* 38 (2006) 1285 [[arXiv:hep-th/0506212](#)].
- [56] B. Hu and Y. Ling, "Interacting dark energy, holographic principle and coincidence problem," *Phys. Rev. D* 73 (2006) 123510 [[arXiv:hep-th/0601093](#)].
- [57] X. Zhang, "Reconstructing holographic quintessence," *Phys. Lett. B* accepted, [[arXiv:astro-ph/0604484](#)].
- [58] X. Zhang, "Dynamical vacuum energy, holographic quintom, and the reconstruction of scalar-field dark energy," *Phys. Rev. D* 74 (2006) 103505 [[arXiv:astro-ph/0609699](#)].
- [59] B. Chen, M. Li and Y. Wang, "Inflation with holographic dark energy," [[arXiv:astro-ph/0611623](#)].
- [60] Q. G. Huang and Y. G. Gong, "Supernova constraints on a holographic dark energy model," *JCAP* 0408 (2004) 006 [[arXiv:astro-ph/0403590](#)].
- [61] K. Enqvist, S. Hannestad and M. S. Sloth, "Searching for a holographic connection between dark energy and the low- ℓ CMB multipoles," *JCAP* 0502 (2005) 004 [[arXiv:astro-ph/0409275](#)].
- [62] J. y. Shen, B. Wang, E. Abdalla and R. K. Su, "Constraints on the dark energy from the holographic connection to the small ℓ CMB suppression," *Phys. Lett. B* 609 (2005) 200 [[arXiv:hep-th/0412227](#)].
- [63] H. C. Kao, W. L. Lee and F. L. Lin, "CMB constraints on the holographic dark energy model," *Phys. Rev. D* 71 (2005) 123518 [[arXiv:astro-ph/0501487](#)].
- [64] X. Zhang and F. Q. Wu, "Constraints on holographic dark energy from Type Ia supernova observations," *Phys. Rev. D* 72 (2005) 043524 [[arXiv:astro-ph/0506310](#)].
- [65] Z. Chang, F. Q. Wu and X. Zhang, "Constraints on holographic dark energy from X-ray gas mass fraction of galaxy clusters," *Phys. Lett. B* 633 (2006) 14 [[arXiv:astro-ph/0509531](#)].
- [66] Z. L. Yi and T. J. Zhang, "Constraints on holographic dark energy models using the differential ages of passively evolving galaxies," *Mod. Phys. Lett. A* 22 (2007) 41 [[arXiv:astro-ph/0605596](#)].
- [67] D. N. Spergel et al. [WMAP Collaboration], "Wilkinson Microwave Anisotropy Probe (WMAP) three year results: Implications for cosmology," [[arXiv:astro-ph/0603449](#)].

- [68] A. G. Riess et al., "New Hubble Space Telescope Discoveries of Type Ia Supernovae at $z > 1$: Narrowing Constraints on the Early Behavior of Dark Energy," *arXiv astro-ph/0611572*.
- [69] Y. Wang and P. Mukherjee, "Robust Dark Energy Constraints from Supernovae, Galaxy Clustering, and Three-Year Wilkinson Microwave Anisotropy Probe Observations," *Astrophys. J.* 650 (2006) 1 [*arXiv astro-ph/0604051*].
- [70] D. J. Eisenstein et al. [SDSS Collaboration], "Detection of the Baryon Acoustic Peak in the Large-Scale Correlation Function of SDSS Luminous Red Galaxies," *Astrophys. J.* 633 (2005) 560 [*arXiv astro-ph/0501171*].
- [71] U. Alam, V. Sahni and A. A. Starobinsky, "The case for dynamical dark energy revisited," *JCAP* 0406 (2004) 008 [*arXiv astro-ph/0403687*].
- [72] D. Huterer and A. Cooray, "Uncorrelated Estimates of Dark Energy Evolution," *Phys. Rev. D* 71 (2005) 023506 [*arXiv astro-ph/0404062*].
- [73] G. B. Zhao, J. Q. Xia, M. Li, B. Feng and X. Zhang, "Perturbations of the quintom models of dark energy and the effects on observations," *Phys. Rev. D* 72 (2005) 123515 [*arXiv astro-ph/0507482*].
- [74] J. Q. Xia, G. B. Zhao, B. Feng, H. Li and X. Zhang, "Observing dark energy dynamics with supernova, microwave background and galaxy clustering," *Phys. Rev. D* 73 (2006) 063521 [*arXiv astro-ph/0511625*].
- [75] G. B. Zhao, J. Q. Xia, B. Feng and X. Zhang, "Probing dynamics of dark energy with supernova, galaxy clustering and the three-year Wilkinson Microwave Anisotropy Probe (WMAP) observations," *arXiv astro-ph/0603621*.
- [76] H. Li, M. Su, Z. Fan, Z. Dai and X. Zhang, "Constraints on Dynamical Dark Energy Models Including Gamma Ray Bursts," *arXiv astro-ph/0612060*.
- [77] Y. G. Gong and A. Z. Wang, "Reconstruction of the deceleration parameter and the equation of state of dark energy," *Phys. Rev. D* 75 (2007) 043520 [*arXiv astro-ph/0612196*].
- [78] G. B. Y. Zhao, J. Q. Y. Xia, H. Li, C. Tao, J. M. Virey, Z. H. Zhu and X. Zhang, "Probing for dynamics of dark energy and curvature of universe with latest cosmological observations," *arXiv astro-ph/0612728*.
- [79] A. G. Riess et al. [Supernova Search Team Collaboration], "Type Ia Supernova Discoveries at $z > 1$ From the Hubble Space Telescope: Evidence for Past Deceleration and Constraints on Dark Energy Evolution," *Astrophys. J.* 607 (2004) 665 [*arXiv astro-ph/0402512*].

- [80] P. Astier et al. [The SNLS Collaboration], "The Supernova Legacy Survey: Measurement of m_B , w and w_0 from the First Year Data Set," *Astron. Astrophys.* 447 (2006) 31 [arXiv:astro-ph/0510447].
- [81] V. Barger, Y. Gao and D. Marfatia, "Accelerating cosmologies tested by distance measures," arXiv:astro-ph/0611775.
- [82] U. Alam, V. Sahni and A. A. Starobinsky, "Exploring the Properties of Dark Energy Using Type Ia Supernovae and Other Datasets," *JCAP* 0702 (2007) 011 [arXiv:astro-ph/0612381].
- [83] S. Nesseris and L. Perivolaropoulos, "Tension and Systematics in the Gold06 SnIa Dataset," arXiv:astro-ph/0612653.
- [84] K. Dutta and L. Sorbo, "Confronting pNGB quintessence with data," arXiv:astro-ph/0612457.
- [85] B. J. Barris et al., "23 High Redshift Supernovae from the IfA Deep Survey: Doubling the SN Sample at $z > 0.7$," *Astrophys. J.* 602 (2004) 571 [arXiv:astro-ph/0310843].
- [86] J. R. Bond, G. Efstathiou and M. Tegmark, "Forecasting Cosmic Parameter Errors from Microwave Background Anisotropy Experiments," *Mon. Not. Roy. Astron. Soc.* 291 (1997) L33 [arXiv:astro-ph/9702100].
- [87] W. L. Freedman et al., "Final Results from the Hubble Space Telescope Key Project to Measure the Hubble Constant," *Astrophys. J.* 553 (2001) 47 [arXiv:astro-ph/0012376].