

SF2A 2003

F. Combes, D. Barret and T. Contini (eds)

THE ACCURACY OF THE ALIMETHOD FOR SOLVING THE RADIATIVE TRANSFER EQUATION IN STELLAR ATMOSPHERES

Chevallier, L.¹, Paletou, F.² and Rutily, B.¹

Abstract. We test the accuracy of the ALIMethod, widely used in stellar atmosphere modelling, by solving exactly a standard radiative transfer problem in plane-parallel geometry. Some recommendations are given for a practical use of this method.

1 Introduction

We are interested in solving the radiative transfer equation in a homogeneous and isothermal plane-parallel atmosphere in local thermodynamical equilibrium, assuming isotropic and monochromatic scattering. If no radiation is incident on the boundary layers, the thermal source function is $B(T)$, where μ is the photon destruction probability per scattering and $B(T)$ is the Planck function at temperature T . The source function S , normalized to the Planck function, satisfies the following integral equation

$$S(\mu) = \mu + (1 - \mu) \int_0^1 S(\mu') d\mu'; \quad (1.1)$$

where

$$\int_0^1 S(\mu') d\mu' = \frac{1}{2} \int_0^1 E_1(\mu') S(\mu') d\mu'; \quad (1.2)$$

$E_1(\mu) = \int_0^{\mu} \exp(-t) dt = \mu$ is the first exponential integral function, and the optical depth variable μ covers the range $[0; 1]$, τ being the optical thickness of the atmosphere at a given frequency. Equation (1.1) models the multiple scattering of photons in a continuum or in a spectral line with a rectangular profile.

¹ Centre de Recherche Astronomique de Lyon (UMR 5574 du CNRS), Observatoire de Lyon, 9, avenue Charles André, 69561 Saint-Genis-Laval Cedex, France.

Email: loic.chevallier@obs.univ-lyon1.fr, rutily@obs.univ-lyon1.fr

² Observatoire Midi-Pyrénées, Laboratoire d'Astrophysique (UMR 5572 du CNRS), 14 avenue E. Belin - 31400 Toulouse Cedex, France. Email: fpaletou@ast.obs-mip.fr

Chevallier and Rutly (2003) have solved recently Eq. (1.1) with an accuracy better than 10^{-10} for any value of μ , η and β . Their solution can safely be used as a reference solution for testing the accuracy of a numerical code, e.g., the ALI code widely used in stellar atmosphere modelling. Our focus is to present some tests for this code, which we first describe in the next section. Some additional tests can be found in Chevallier et al. (2003).

2 Brief description of our ALI code

The ALI code used in this paper is a combination of an accelerated iterative method (with a diagonal κ -operator) and a formal solver based on parabolic short characteristics. Recent reviews on this approach are Paletou (2001) and Hubeny (2003). The grid we chose for the integration with respect to μ over $[0; 1]$ is logarithmic and symmetric with respect to the mid-plane, with $n = 9$ points per decade starting from $\mu = 10^{-4}$ and including the $\mu = 0$ point. The κ -operator is defined by an integration over a directional variable μ in $[-1; 1]$, which is performed with the help of a Gaussian quadrature ($n = 5$ Gauss-Legendre points on $[0; 1]$, plus opposite points). The iterations can be stopped after $N = N_c$ iterations, where N_c is the number of iterations required for the accuracy d_M (i.e., maximal relative error) to reach the convergence threshold (Fig. 1). As N_c is not known a priori, the iterations are usually stopped when the relative change R_c of the source function between two successive iterations is less than a given small number, for instance 10^{-3} .

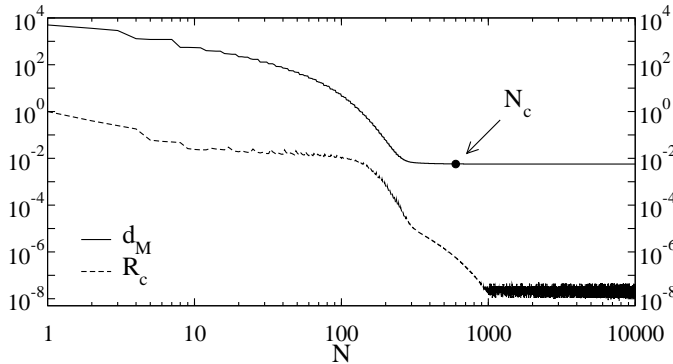


Fig. 1. Accuracy d_M and relative change R_c of the ALI code as a function of the number of iterations N for a "strong" spectral line $\mu = 10^{-8}$, $\eta = 2 \cdot 10^8$.

3 The accuracy tests

Figure 2 shows the relative error of our ALI code as a function of μ for $N = 1000 > N_c$. The three curves correspond to typical values of $(\mu; \eta)$ in a continuum

($\epsilon = 0.01$; $N_c = 20$), in an "average" spectral line ($\epsilon = 10^{-4}$; $N_c = 2000$) and in a "strong" spectral line ($\epsilon = 10^{-8}$; $N_c = 2 \times 10^8$). The relative error is maximal when ϵ is smaller than the thermalization depth $1/k(\tau)$, equal to 6, 58 and 5774 for the continuum, average line and strong line respectively (Chevallier and Rutly 2003). It significantly improves in the deep layers of the star, up to 10^{-8} . We confirm that the accuracy of our ALI code for $N > N_c$ does not depend on ϵ and τ , but only on the refinement of the τ -grid and the ϵ -grid.

Figure 3 shows the number of iterations N_c needed to achieve convergence, for an extended range of (ϵ ; τ). We note an important slowing down of the convergence when $\epsilon \rightarrow 0$ and $\tau \rightarrow 1$. From preceding studies of the semi-infinite case, it is well known that N_c strongly depends on ϵ (Trujillo Bueno & Fabiani Bendicho 1995). The present study of the finite case clarifies the influence of τ : N_c depends only on τ when $k(\tau) > 100$ and drops down for weaker values of τ .

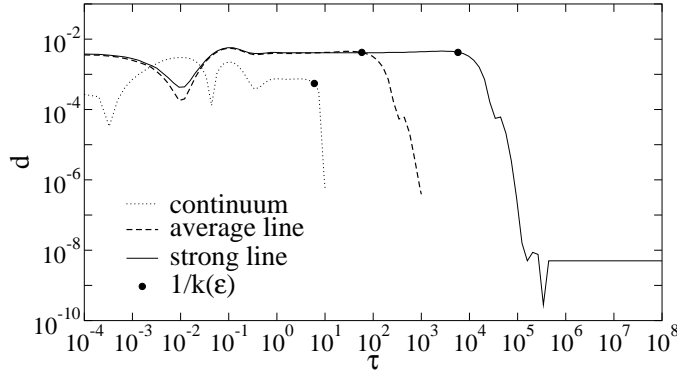


Fig. 2. Relative error $d(\epsilon)$ of the ALI code for $N_p = 1000 > N_c$. Black dots show the thermalization depth $1/k(\epsilon)$ for each case ($k(\epsilon) = \frac{p}{3}$ when $\epsilon \rightarrow 0$).

In practice, an accuracy better than 1% is generally required while choosing $R_c = 10^{-3}$ as the iteration stopping criterion. Figure 4 shows the accuracy of ALI for a set of slabs such as $\epsilon = 10^p$ and $\epsilon = 2 \times 10^p$ ($p = 1; \dots; 8$) when $R_c = 10^{-3}$ and $R_c = 10^{-4}$. The criterion $R_c = 10^{-3}$ does not warrant an accuracy of 1% for any p . We thus recommend the value $R_c = 10^{-4}$ to ensure an accuracy of 1% in stellar atmosphere calculations.

4 Conclusion

In this particular problem (1.1), our code was able to converge in all situations, its accuracy being bounded by 5×10^{-3} and 10^{-2} when using the stopping criterion $R_c = 10^{-4}$. We intend to extend this work to more realistic problems (e.g., non isothermal atmospheres), replacing the Jacobi scheme by Gauss-Seidel or Successive Over-Relaxation schemes (see Trujillo Bueno & Fabiani Bendicho 1995).

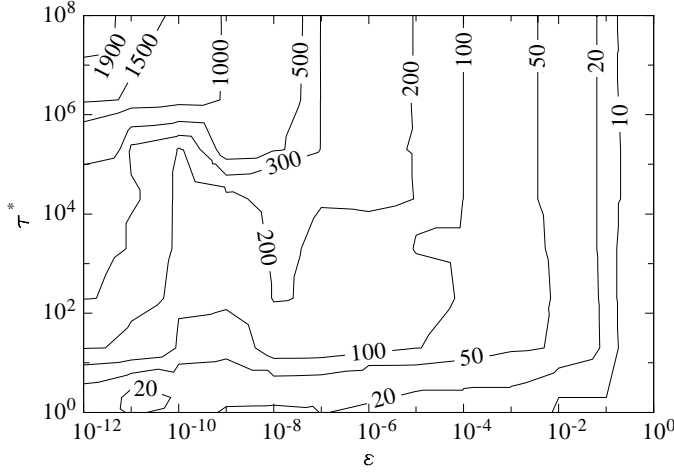


Fig. 3. Number of iterations N_c required for convergence as a function of ϵ and τ .

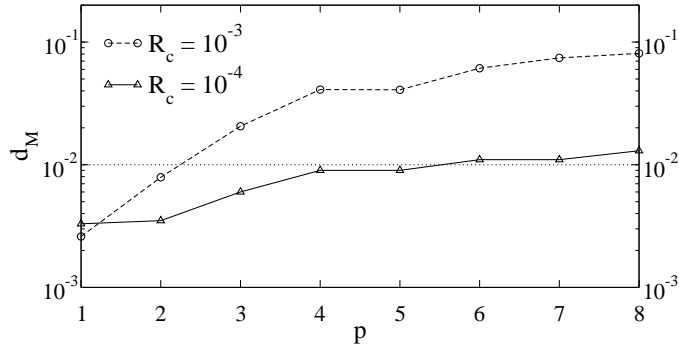


Fig. 4. Accuracy d_M as a function of parameter p , where $\epsilon = 10^p$ and $\tau = 2 \cdot 10^p$, for $R_c = 10^{-3}$ and $R_c = 10^{-4}$. The dotted-line figures out the 1% accuracy level.

References

- Chevallier, L., & Rutily, B. 2003, Exact solution of the standard transfer problem in a stellar atmosphere, *J. Quant. Spectros. Radiat. Transfer*, submitted
- Chevallier, L., Paletou, F., & Rutily, B. 2003 *A & A*, in press
- Hubeny, I. 2003, in *ASP Conf. Ser. 288, Stellar Atmosphere Modeling*, ed. I. Hubeny, D. Mihalas & K. Werner, 17
- Paletou, F. 2001, *C. R. Acad. Sci. Paris, Serie IV*, t. 2, 6, 885
- Trujillo Bueno, J., & Fabiani Bendicho, P. 1995, *ApJ*, 455, 646