

ACTIVE CARBON AND OXYGEN SHELL BURNING HYDRODYNAMICS

Casey A. Meakin¹ & David Arnett¹

Draft version April 11, 2024

ABSTRACT

We have simulated 2.5×10^3 seconds of the late evolution of a $23M_{\odot}$ star with full hydrodynamic behavior. We present the first simulations of a multiple-shell burning epoch, including the concurrent evolution and interaction of an oxygen and carbon burning shell. In addition, we have evolved a 3D model of the oxygen burning shell to sufficiently long times (300 seconds) to begin to assess the adequacy of the 2D approximation. We summarize striking new results: (1) strong interactions occur between active carbon and oxygen burning shells, (2) hydrodynamic wave motions in nonconvective regions, generated at the convective-radiative boundaries, are energetically important in both 2D and 3D with important consequences for compositional mixing, and (3) a spectrum of mixed p- and g-modes are unambiguously identified with corresponding adiabatic waves in these computational domains. We find that 2D convective motions are exaggerated relative to 3D because of vortex instability in 3D. We discuss the implications for supernova progenitor evolution and symmetry breaking in core collapse.

Subject headings: hydrodynamics, turbulence, stars: interiors, core collapse

1. INTRODUCTION

Numerical simulations of stellar evolution are generally based upon restrictive assumptions regarding dynamics (e.g., hydrostatic balance and mixing-length convection), because the dynamic timescales are so much shorter than the nuclear burning timescale. Neutrino cooling accelerates the last burning stages so that direct dynamic simulation is feasible (Bazan & Arnett 1998; Asida & Arnett 2000), at least for the oxygen burning shell. We are extending this work to longer evolutionary times, larger computational domains, and three dimensional (3D). In this letter, we summarize new results with a discussion of the hydrodynamics underlying important symmetry breaking and compositional mixing processes which may significantly affect progenitor and core-collapse supernova models. A detailed discussion of these results will appear separately; we indicate the wider implications here.

2. A DOUBLE SHELL MODEL: ACTIVE OXYGEN AND CARBON BURNING

Previously we have evolved a $23M_{\odot}$ model with the one-dimensional TYCHO code to a point where oxygen and carbon are burning in concentric convective shells which overlay a silicon-rich core; details may be found in (Young & Arnett 2005). The resultant stellar structure is presented in Figure 1. For subsequent hydrodynamic evolution we use PROMPT, a version of the PROMETHEUS direct Eulerian PPM code (Fryxell, Muller, & Arnett 1989) that has been ported to multiprocessor computing systems via domain decomposition. Our multidimensional calculations use the same physics as the one-dimensional TYCHO code, including nuclear reaction rates, equation of state, and radiative opacities. We use a 25 nucleus reaction network in these models, tuned to capture the oxygen and carbon burning energy

generation rates to within 1% of the 177 species version used to evolve the 1D model. The 25 nucleus network contains electrons, neutrons, protons, ^4He , ^{12}C , ^{16}O , ^{20}Ne , ^{23}Na , ^{24}Mg , ^{28}Si , ^{31}P , ^{32}S , ^{34}S , ^{35}Cl , ^{36}Ar , ^{38}Ar , ^{39}K , ^{40}Ca , ^{42}Ca , ^{44}Ti , ^{46}Ti , ^{48}Cr , ^{50}Cr , ^{52}Fe , ^{54}Fe , ^{56}Ni , and all significant strong and weak interaction links. The reaction rates, including $^{12}\text{C}(\alpha, n)^{15}\text{O}$, are from Rauscher & Thielemann (2000).

A two dimensional model has been calculated on a 90 wedge which is embedded in the equatorial plane of a spherical coordinate system and has radial limits which encompass both the oxygen and carbon burning convective shells. Table 1 lists some additional details of the simulated model. A three dimensional model including just the oxygen shell and bounding stable layers is partially evolved at present (300 seconds).

3. RESULTS

Flow Topology with Two Burning Shells. Following the readjustment of the outer boundary due to small inconsistencies in the initial 1D model, a quasi-steady state flow develops, shown in Fig 2. The top half of the figure shows the velocity magnitude; the lower shows energy generation. Velocities are significant even in the nonconvective regions, but have different morphology. The convective regions have round patterns (vortices) with occasional plumes, while the nonconvective regions have attenuated patterns (mostly g-modes). The flow fluctuates strongly. New fuel is ingested from above; the oxygen flame shows "feathery" features corresponding to such fuel-rich matter flashing as it descends. This was previously seen (Bazan & Arnett 1998; Asida & Arnett 2000). A new feature appears in the movie version of Fig. 2, which shows a pronounced, low order distortion of the comoving coordinate, squashing and expanding the apparent circles on which carbon burning proceeds. This is due to the coupling of the two shells by waves in the nonconvective region between them. This behavior seems robust; we expect it to persist, so that at core collapse this part of the star (at least) will have significant non-

¹ Steward Observatory, University of Arizona, Tucson, AZ 85721
 Electronic address: cmeakin@as.arizona.edu, dar-
 net@as.arizona.edu

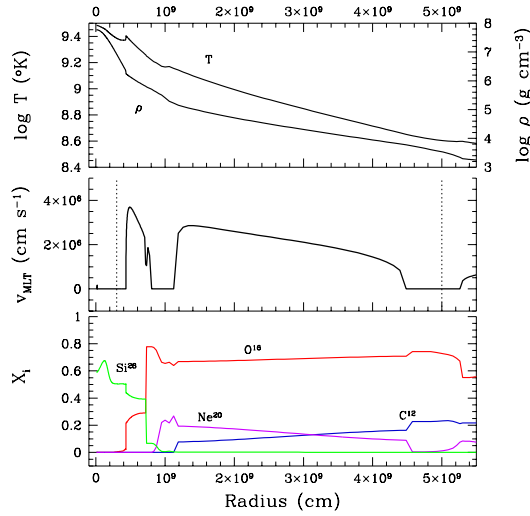


Fig. 1. The 23M TYCHO model used as initial conditions for the hydrodynamic simulation is shown here. (top) Density and temperature profiles are shown illustrating the large number of scale heights simulated as well as the complex entropy structure due to the burning shells. (middle) The mixing length velocities are shown and delineate the extents of the carbon and oxygen burning convection zones. The dashed vertical lines mark the boundaries of the simulation domain. (bottom) The onion skin compositional layering of the model is shown here for the four most abundant species.

TABLE 1
Model Parameters

Quantity	Value
Stellar mass (M_{\odot})	23
Stellar age (yr)	$2.3 \cdot 10^6$
Oxygen shell convective timescale ^a (s)	10^2
Carbon shell convective timescale ^a (s)	10^3
Hydro simulation time (s)	$2.5 \cdot 10^3$
Inner, outer grid radius (10^9 cm)	0.3, 5.0
Pressure scale heights across domain	9
Angular extent of grid (rad)	$\pi/2$
Grid zoning, n_r n_{θ}	800 320 1
Number of time steps	$1.5 \cdot 10^6$

^aThese convective timescales are based on the mixing length theory velocities.

spherical distortion.

Stiffness and the Source of Density Perturbations. Another asymmetry, nonspherical density perturbations, was found by Bazan & Amett (1998); Asida & Amett (2000). The fluctuations in density and temperature, presented in the top panel of Figure 3 as root mean square deviations from an angular mean, reach values as large as 10% and are localized at the nonconvective region just beyond the convective boundary (top panel). The fluctuations are coincident with regions where the buoyancy frequency, N_B , is large, which can be seen in the bottom panel of Figure 3. Here, N_B^2 is a measure of the "stiffness" of the stratification (Turner 1973), and is proportional to the restoring buoyancy force on perturbed stellar matter,

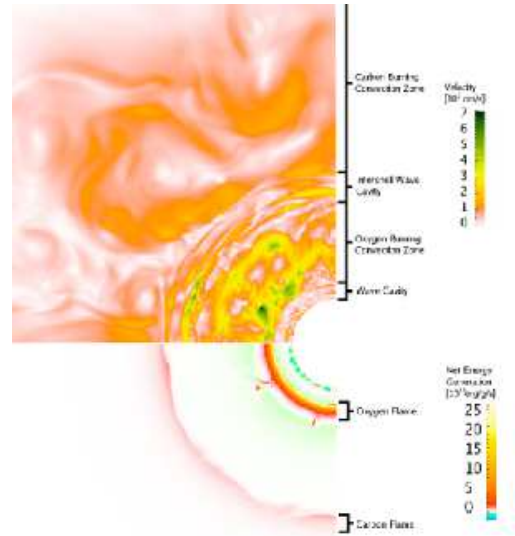


Fig. 2. The magnitude of the flow velocity (top) and the net energy generation rate, $\epsilon_{\text{net}} = \epsilon_{\text{nuc}} + \epsilon_{\text{conv}}$ (bottom), is shown for a snapshot of the simulation which includes both an oxygen and carbon burning convection zone. The carbon burning convective shell extends to a radius of $4.5 \cdot 10^9$ cm while the figure is truncated at a radius of $2.9 \cdot 10^9$ cm for clarity. A weak silicon-burning convection zone develops at the inner edge of the grid due to a small boundary-zone entropy error which accumulates during the course of the calculation.

$$N_B^2 = -g \frac{\partial \ln \rho}{\partial r} \frac{1}{\rho} \frac{d \ln \rho}{dr} ; \quad (1)$$

where g is the gravity, and the term in parentheses is the difference between the fractional density gradient of the stellar structure and the fractional density change due to a radial (adiabatic) Lagrangian displacement. Regions where N_B is zero are unstable to convective motions. The spikes in N_B in our model are due to steep, stabilizing composition gradients which separate fuel from ash and lead to sharp gradients in density. Convection excites wave motions in the adjacent stable layers which give rise to the density perturbations. Similar internal wave phenomena can be observed in laboratory ice-water convection experiments where the largest temperature fluctuations are measured immediately above the convecting layer where the buoyancy frequency is large (Townsend 1966), highlighting the generality of this phenomenon.

Resonant Modes. The underlying stellar structure determines the set of discrete resonant modes that can be excited. The narrow stable layers which bound the convective shells in our simulation, including the (truncated) core layer, are isolated enough from other wave propagation regions to act as resonating cavities. These modes are the deeper, interior counterparts to the modes observed in helio and asteroseismology studies of milder evolutionary stages.

Each mode can be uniquely identified by its horizontal wavenumber index, l , and its oscillation frequency, ω . We identify excited modes in our simulation by isolating spatial and time components of the motion through Fourier transforms. In Figure 4 we present a power spectrum at each radius in the simulation for motions with $l=4$, the largest horizontal scale that can fit into the 90° wedge simulated. A direct comparison between modes identi-

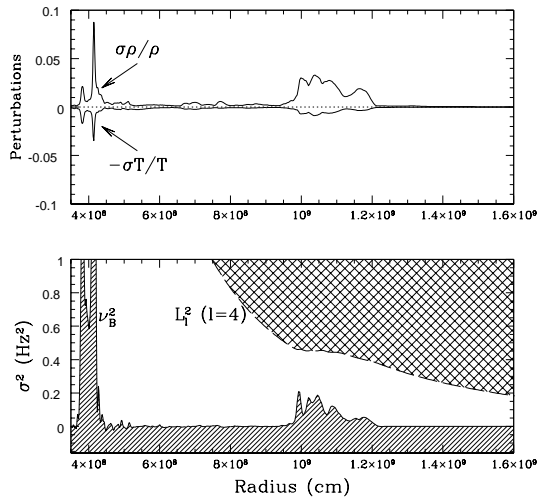


Fig. 3. (top) Nonspherical density and temperature perturbations (root mean square fluctuation about the angular mean divided by the angular mean) are shown for the inner 1.2×10^9 cm of the simulation domain. (bottom) In this propagation diagram (showing oscillation frequency versus stellar radius) the gravity wave and ($l=4$) acoustic wave propagation zones are indicated by the horizontal and cross-hatched shading, respectively. The gravity wave cavity is bounded above by the buoyancy frequency (solid line), while the acoustic cavity is bounded below by the Lamb frequency (dashed line).

ed in the simulation and those calculated from the linearized (non-radial) wave equation of stellar oscillations (Unno et al. 1989) is presented in the right hand panel for two modes with significant power. Although the simulation data has additional features, including "noise" in the convection zones, the mode shapes in both velocity components are strikingly similar between simulation and the wave equation; the identification is unambiguous. Gravity waves evanesce (exponentially attenuate) beyond the boundaries of the stable layers but still contain significant power in the convection zones. Acoustic waves are free to propagate in the acoustic cavity which overlaps the carbon burning convection zone.

During the late evolutionary epoch simulated here, the g-mode and p-mode propagation zones are not widely separated in radius, allowing wave modes of mixed character to couple (Unno et al. 1989). The modes in the acoustic cavity are trapped by the boundary conditions of the calculation but would otherwise propagate into the stellar envelope where they would deposit their energy through radiative damping, providing an additional channel for energy transport out of the burning region.

The good agreement of the numerical modes with the analytic modes indicates that our numerical procedures give an excellent representation of the hydrodynamics of waves, even of very low Mach number. We note that anelastic codes will not reproduce the p-mode and mixed mode waves properly, as we have ascertained by direct integration of the anelastic wave equation.

Kinetic Energies and Wave Induced Mixing. During the simulations, convective motions excite waves and build up significant kinetic energy in nonconvective regions. The integrated kinetic energies are 2.1×10^{45} ergs in the inner nonconvective region, 5.2×10^{47} ergs in the oxygen burning convective shell, 9.7×10^{45} ergs in the in-

termediate nonconvective region, and 6.9×10^{46} ergs in the carbon burning shell. The kinetic energy is small in the outer stable region, but is still increasing by the end of the simulation.

In our simulations, the importance of the excited g-modes in the stable layers lies primarily in the role they play in mediating mixing at the convective boundaries and in the stably stratified layers. We identify a cycle in which kinetic energy builds up in the stable layer until the underlying wave modes reach non-linear amplitudes, breakdown and drive mixing. This process is analogous to the physical picture which underlies semiconvective mixing (Stevenson 1979; Langer et al. 1983; Spruit 1992) but is driven on a hydrodynamic rather than a thermal timescale. The growth time for the fastest growing modes in our simulation is 200 seconds and leads to an average migration speed of outer oxygen shell boundary of 4×10^4 cm s⁻¹, entraining mass into the convection zone at a rate of $10^{-4} M_{\odot}$ s⁻¹, significantly affecting the evolution. Identifying the spectrum of excited modes in numerical simulations, including amplitudes and waveforms, provides guidance for developing and testing a quantitative model of this mixing mechanism. An important parameter controlling the boundary entrainment rate is the gradient Richardson number such that steeper density (and composition gradients) will lead to lower mixing rates so that sharp gradients are expected to form and persist (Peltier 2003; Alexakis et al. 2004). In addition to the mixing associated with wave-breaking, enhanced compositional diffusion can be driven by the presence of the oscillatory flow setup by g-modes (Press & Rybicki 1981; Knobloch & Merryfield 1992). It has been demonstrated that the structure of presupernova iron cores is very sensitive to how mixing is handled at convective boundaries with significant implications for both the explosion mechanism and nucleosynthetic yields (e.g. Woosley & Weaver 1988). If the amplitudes of the wave motions identified in our simulations remain robust to the numerical limitations (e.g., resolution, domain size) then neglecting the mixing processes associated with these waves constitutes a large source of error in progenitor models.

4. DISCUSSION

Differences in 2D and 3D. While these 2D simulations allow us to see the interaction of carbon and oxygen shells, and show wave generation at convective boundaries, they in pose an unphysical symmetry on the problem. Our 3D simulations have only been carried to 300 seconds of stellar time, but show that the wave generation is a robust result. The flow in the convection zones, however, are qualitatively different between the 2D and 3D models: the 2D flow is dominated by vortices which span the convection zone, while the 3D flow is characterized by smaller scale plumes. Quantitatively, the amplitude of the 2D convective motions are larger than the 3D by a factor of 8, while the 3D motions are larger than mixing length values by a factor of 1.5. Two-dimensional simulations of gravitational collapse will be misleading at least to the extent that convective motions are important.

Presupernova Models. Perhaps the most important impact that internal waves have on stellar structure in the late stages of massive star evolution is the degree to which they drive compositional mixing. In our simula-

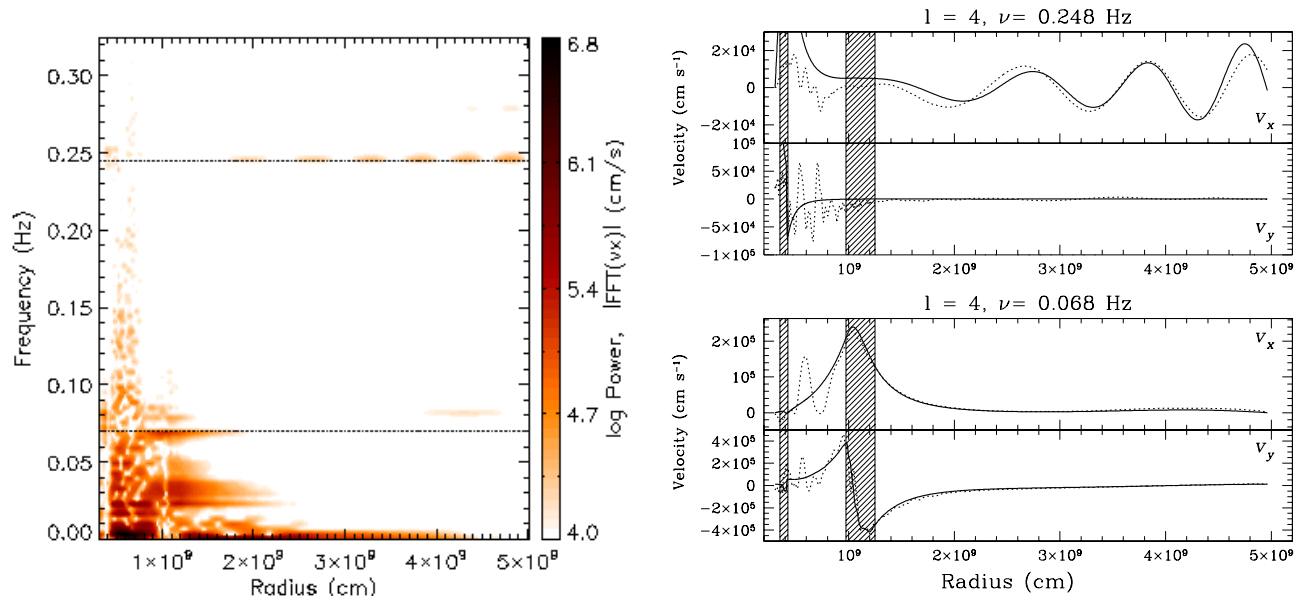


Fig. 4. (left) The frequency power spectrum of the $l=4$ component of the radial velocity (v_x) is shown as a function of radius. The dashed horizontal lines indicate the frequencies of two waves with significant power that are compared to linear theory in the adjacent panel. (right) Two $l=4$ wave forms are shown. The wave forms extracted from the simulation data (dotted line) and calculated with linear theory (solid line) are shown for comparison. For each mode the horizontal (v_y) and radial velocity (v_x) components are presented in units of cm s^{-1} . The shaded areas correspond to stably stratified regions. Both of these modes have some p- and g-mode character. The mode in the bottom panel is predominately of g-mode character, while the mode in the top panel is more clearly of mixed type.

tions internal wave modes grow to non-linear amplitudes and mix material at convective boundaries on a hydrodynamical timescale. Given the strong dependence of presupernova structure on the rate at which mixing occurs at convective boundaries we see the incorporation of internal wave physics into stellar evolution codes as a necessary requirement.

Symmetry Breaking. Spherical symmetry in presupernova models is broken by (1) the density perturbations induced by turbulence within the convection zone, (2) the wave interactions between burning shells, and (3) rotationally induced distortions. The perturbations by waves which are trapped between the oxygen and carbon burning shells are correlated on large angular scales, as is rotation, while the turbulent perturbations have both a smaller scale and amplitude. Our restricted simulation domain filters out wave modes with $l < 4$, so it is likely that even larger scale perturbations exist in real stars. Symmetry breaking will seed instabilities in an outward propagating supernova shock (Kuran et al. 2005), and in the collapsing core. The converging case has been intensely studied for inertial confinement fusion (Lindl, J. 1998). The diverging case has implications for the problem of ^{56}Ni and ^{56}Co decay in SN 1987A (Herant & Benz 1991; Kifonidis et al. 2003).

The conclusion that internal wave modes do not grow to large amplitudes during core collapse through nuclear driven overstability (Murphy et al. 2004), is based upon an analysis that ignores (1) the dynamics of convective motion and (2) the shell-shell interactions, both of which are expected to become more violent as collapse is approached. Asymmetries in core collapse have implications for pulsar birth kicks, explosion mechanisms, and for gravitational wave generation. Talon & Charbonnel (2005) have shown that internal gravity waves can transport angular momentum at a rate sufficient to be important in the evolution of solar mass stars; we suggest that they are important for evolution of more massive stars to core collapse, and for plausible prediction of the angular momentum distribution in that collapse.

The authors would like to thank Jeremiah Murphy, Christian Ott, Patrick Young, Adam Burrows, Ed Olszewski, Luc Dessart and Philip Pinto for useful discussions and comments. We would also like to acknowledge the referee, Ralph Hix, for comments that have greatly improved the manuscript. This work was supported in part by the University of Arizona and by a subcontract from the University of Chicago ASCI/Fash Center.

REFERENCES

- Alexakis, A., et al. 2004, *ApJ*, 602, 931
 Amett, D. 1996, *Supernovae and Nucleosynthesis: An Investigation of the History of Matter, from the Big Bang to the Present*, by D. Amett. Princeton: Princeton University Press, 1996.,
 Asida, S. M., & Amett, D. 2000, *ApJ*, 545, 435
 Bazan, G., & Amett, D. 1998, *ApJ*, 496, 316
 Fryxell, B., Muller, E., & Amett, D. 1989 *MPA Preprint* 449 (Archiving: Max-Planck-Institut für Astrophysik)
 Herant, M., & Benz, W. 1991, *ApJ*, 370, L81
 Kifonidis, K., Plewa, T., Janka, H.-T., Müller, E. 2003, *A & A*, 408, 621
 Knobloch, E., & Merryfield, W. J. 1992, *ApJ*, 401, 196
 Kuran, C. C., et al. 2005, *Ap&SS*, 298, 9
 Langer, N., Fricke, K. J., & Sugimoto, D. 1983, *A & A*, 126, 207
 Lindl, J. D., 1998, *Inertial Confinement Fusion*, Springer-Verlag, Berlin Heidelberg New York.
 Murphy, J. W., Burrows, A., & Heger, A. 2004, *ApJ*, 615, 460
 Peltier, W. R. 2003, *Annual Review of Fluid Mechanics*, 35, 135
 Press, W. H. 1981, *ApJ*, 245, 286

- Press, W. H., & Rybicki, G. B. 1981, *ApJ*, 248, 751
- Rauscher, T., & Thielemann, K.-F., 2000, *Atomic Data Nuclear Data Tables*, 75, 1
- Spruit, H. C. 1992, *A & A*, 253, 131
- Stevenson, D. J. 1979, *MNRAS*, 187, 129
- Talon, S., & Charbonnel, C., 2005, *A & A*, 440, 981.
- Townsend, A. A., 1966, *Quart. J. Roy. Met. Soc.* 90, 248
- Turner, J. S., 1973, *Buoyancy Effects in Fluids* (Cambridge University, Cambridge, England).
- Unno, W., Osaki, Y., Ando, H., Saio, H., & Shibahashi, H. 1989, *Nonradial oscillations of stars*, Tokyo: University of Tokyo Press, 1989, 2nd ed.,
- Woosley, S. E., & Weaver, T. A. 1988, *Phys. Rep.*, 163, 79
- Young, P. A., & Amett, D. 2005, *ApJ*, 618, 908