

Excitation of g modes in Wolf-Rayet stars by a deep opacity bump

R. H. D. Townsend^{*†} and J. MacDonald

Department of Physics & Astronomy, University of Delaware, Newark, DE 19716, USA

Received: Accepted:

ABSTRACT

We examine the stability of $\ell = 1$ and $\ell = 2$ g modes in a pair of nitrogen-rich Wolf-Rayet stellar models characterized by differing hydrogen abundances. We find that modes with intermediate radial orders are destabilized by a κ mechanism operating on an opacity bump at an envelope temperature $\log T \approx 6.25$. This ‘deep opacity bump’ is due primarily to L-shell bound-free transitions of iron. Periods of the unstable modes span $\sim 11 - 21$ hr in the model containing some hydrogen, and $\sim 3 - 12$ hr in the hydrogen-depleted model. Based on the latter finding, we suggest that self-excited g modes may be the source of the 9.8 hr-periodic variation of WR 123 recently reported by Lefèvre et al. (2005).

Key words: stars: oscillations – stars: Wolf-Rayet – stars: winds – stars: variables: other – stars: individual: HD 177230 (WR 123)

1 INTRODUCTION

Of all of the differing excitation mechanisms responsible for free oscillations of stars (for a comprehensive review, see Unno et al. 1989, and references therein), none is more ubiquitous than the opacity, or ‘ κ ’, mechanism. Put in simple terms, this mechanism works in layers of a star’s envelope where the opacity κ increases in response to compression of the stellar material. Such an increase (initially produced for instance by stochastic perturbations to the equilibrium state) retards the escape of energy from the stellar core, with the trapped flux being deposited in the layer as heat. As Eddington (1926) discusses, the supply of additional heat during compression creates a Carnot-cycle heat engine capable of converting part of the outflowing radiant energy into mechanical energy. In tandem with a restoring force that returns the layer back toward its equilibrium state (pressure for p modes, buoyancy for g modes), the heat engine creates a condition of pulsational instability (overstability).

The role played by the κ mechanism in the classical (δ) Cephei pulsators was first identified by Zhevakin (1953). In these stars, the source of the instability is a peak in the opacity and its partial derivative $\kappa_T \equiv (\partial \ln \kappa / \partial \ln T)_\rho$ at an envelope temperature $\log T \approx 4.65$ where helium undergoes its second ionization. At lower luminosities, the same mechanism is primarily responsible for the RR Lyrae and δ Scuti classes of pulsating star (see Cox 1980, and references therein). However, in the early-type β Cephei stars

and slowly pulsating (SPB) stars, the helium opacity bump is situated too close to the stellar surface to play any significant role in destabilizing pulsation modes.

In fact, the excitation mechanism responsible for these two classes of star remained a mystery until the advent of new opacities from the OPAL and OP projects (Rogers & Iglesias 1992; Seaton et al. 1994). The treatment of spin-orbit splitting in same M-shell transitions of iron and nickel, absent in previous calculations, introduced a new opacity peak at $\log T \approx 5.3$. Stability analyses by Cox et al. (1992), Dziembowski & Pamyatnykh (1993), and Dziembowski et al. (1993) revealed that this so-called ‘iron bump’ can destabilize p modes in β Cephei stars and g modes in SPB stars. More-recent investigations by Charpinet et al. (1997) and Fontaine et al. (2003) have inferred that the same iron bump can also drive the pulsation of the short-period (EC14026) and long-period subdwarf B (sdB) stars.

In parallel with these developments, the new opacity data also impacted understanding of the pre-white dwarf GW Vir (pulsating PG1159) stars. Starrfield et al. (1983, 1984) found that g modes in these objects could be κ -mechanism excited by an opacity bump around $\log T \approx 6.2$, arising from K-shell photoionization of carbon and oxygen; however, an almost-pure C/O mixture was required for the instability to operate (Stanghellini et al. 1991). This abundance restriction is relaxed when updated OPAL/OP data are adopted (see Gautschi et al. 2005, and references therein), due to the appearance of extra opacity around $\log T \approx 6.3$. The origin of this additional opacity appears

^{*} Also at Bartol Research Institute

[†] E-mail: rhdt@bartol.udel.edu

to be spin-orbit effects in L-shell bound-free transitions of iron (Rogers & Iglesias 1992).

From this brief survey of the literature, a natural question emerges. The iron bump in the OPAL/OP opacities leads to instability strips at both high masses (β Cephei and SPB stars) and low masses (sdB stars). Given that opacity bump at $\log T \sim 6 - 6.3$ drives pulsation in the low-mass GW Vir stars, is there by analogy a high-mass group of stars that also exhibit pulsation driven by this ‘deep opacity bump’ (DOB)? In order for the pulsation to remain non-adiabatic around the driving zone, and therefore allow the κ -mechanism heat engine to operate, these putative stars must be exceedingly hot, with surface temperatures approaching 10^5 K. In fact, these stars can be recognized as massive, population I, core helium burning Wolf-Rayet stars.

In this letter, we conduct a preliminary stability analysis of a pair of model Wolf-Rayet (W-R) stars, to evaluate the hypothesis that g modes can be excited in these stars by the DOB. We introduce the models in Sec. 2, and describe the stability analysis in Sec. 3. Our results are presented in Sec. 4, and then discussed and summarized in Sec. 5.

2 STELLAR MODELS

We evolve a star with an initial mass $M = 100 M_{\odot}$ and metallicity $Z = 0.02$ using a stellar structure code written by JM. The code is described in detail in Jimenez et al. (2004); the details pertinent to the present work are that (i) opacities are interpolated in the revised OPAL tables by Iglesias & Rogers (1996), (ii) the heavy-element mixture by Grevesse & Noels (1993) is assumed for the initial composition, and (iii) mass loss due to radiative driving is accounted for via a modified form of the formula given by Abbott (1982). The type-2 OPAL tables used by the code allow variation of the abundances of carbon and oxygen (in addition to hydrogen and helium), to reflect the effects of nucleosynthesis. Opacity changes due to a varying nitrogen abundance are simulated by adjusting the carbon and oxygen values passed to the opacity interpolation routine. Since the CNO elements are minor (and approximately interchangeable) opacity sources, this procedure should not introduce any significant error.

We track the star’s evolution off the main sequence, across to the red region of the Hertzsprung-Russell (HR) diagram, and back again to the blue. Two particular evolutionary stages are then selected as exemplars of nitrogen-enriched (WN) Wolf-Rayet stars. The “WNL” (late-type) model is somewhat hydrogen-depleted, with a surface mass fraction $X_s = 0.117$. The more-evolved “WNE” (early-type) model is completely devoid of hydrogen, but has yet to show any photospheric signature of carbon enrichment. Here, we use quotation marks around our models’ labels to emphasize that, in the same fashion as Langer et al. (1994), the designations ‘early’ and ‘late’ are to be understood in an evolutionary rather than a spectroscopic sense.

The fundamental parameters of both stellar models are summarized in Table 1. In Fig. 1, we plot the opacity and its derivative κ_T as a function of temperature throughout the model envelopes. The DOB can be seen clearly as the peak around $\log T \approx 6.25$, while the iron bump also appears as a pronounced peak in the superficial layers around

Table 1. Fundamental parameters of the stellar models introduced in Sec. 2. Note that the radii R_* are for the hydrostatic core, and do not include the extended wind region containing the $\tau = 2/3$ photosphere (see Baschek et al. 1991).

model	age/Myr	$\log L_*/L_{\odot}$	M_*/M_{\odot}	R_*/R_{\odot}	X_s
“WNL”	3.57	5.77	20.6	10.3	0.117
“WNE”	3.74	5.62	16.2	2.10	0.000

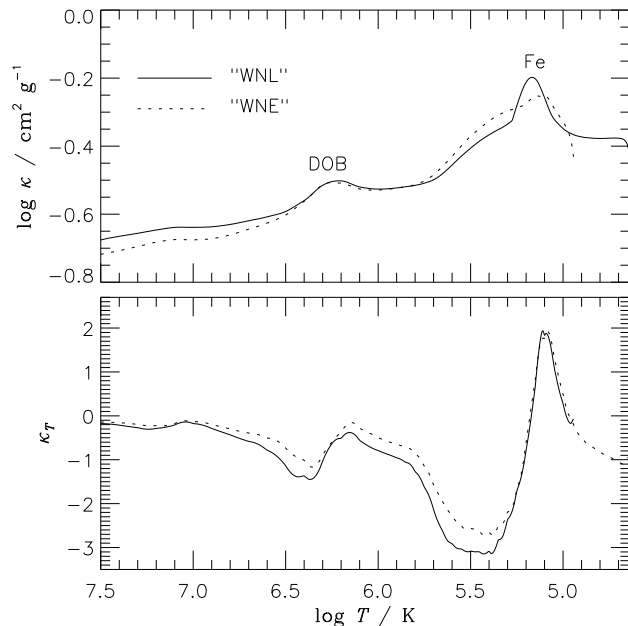


Figure 1. The opacity κ (top) and its temperature derivative $\kappa_T \equiv (\partial \ln \kappa / \partial \ln T)_\rho$ (bottom), plotted as a function of envelope temperature for the “WNE” (solid) and “WNL” (dotted) stellar models. The labels indicate the location of the deep opacity bump (DOB) and iron opacity bump (Fe).

$\log T \approx 5.15$. By exploring the effects of modifying the heavy-element mixture, we have determined that the DOB is due primarily to iron, with minor contributions coming from nickel and the CNO elements.

3 STABILITY ANALYSIS

To analyze the stability of the W-R stellar models introduced above, we employ the BOOJUM non-radial, non-adiabatic pulsation code developed by RHDT. The current revision incorporates a few improvements over the baseline version described in Townsend (2005a,b). Most significantly, the roots of the characteristic equation

$$\mathcal{D}(\omega) = 0, \quad (1)$$

that define the stellar eigenfrequencies, are now first isolated using an approach similar to those suggested by Dziembowski (1977) and Shibahashi & Osaki (1981). In this equation, ω is the pulsation frequency normalized by the inverse dynamical timescale $\tau_{\text{dyn}}^{-1} \equiv (GM_*/R_*^3)^{1/2}$, and $\mathcal{D}(\omega)$ is the discriminant function defined by eqn. (18) of Townsend (2005a).

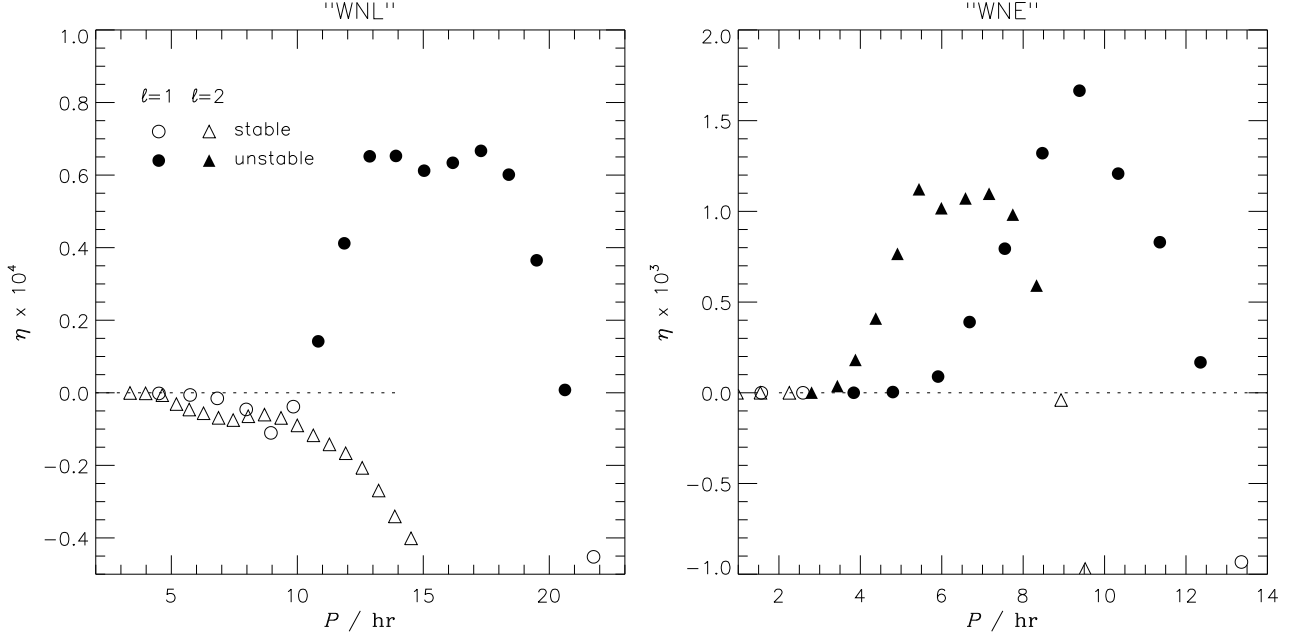


Figure 2. Normalized growth rates η for the $\ell = 1$ (circles) and $\ell = 2$ (triangles) modes of the “WNL” (left) and “WNE” (right) stellar models, plotted as a function of pulsation period. The dotted line indicates the division between stable modes ($\eta < 0$; open symbols) and unstable modes ($\eta > 0$; filled symbols).

The root isolation proceeds by dividing the complex- ω plane into many small rectangles, and evaluating for each one the contour integral

$$\mathcal{C} = \frac{1}{2\pi i} \oint \frac{d\mathcal{D}(\omega)}{\mathcal{D}(\omega)} \quad (2)$$

counterclockwise around the perimeter, via a recursively refined trapezoidal quadrature scheme. By Cauchy’s theorem, \mathcal{C} converges to the number of roots of the characteristic equation enclosed by the rectangle. Once a root is thus isolated, the frequency

$$\omega_{\mathcal{C}} = \frac{1}{2\pi i \mathcal{C}} \oint \frac{\omega d\mathcal{D}(\omega)}{\mathcal{D}(\omega)} \quad (3)$$

is used as the starting point in the secant root-finding algorithm implemented in BOOJUM. The \mathcal{C} term in the denominator of this expression ensures that ω_0 lies within the enclosing rectangle. Even though this term has an *analytical* value of unity, for a single enclosed root, its *numerical* value differs from unity due to the finite accuracy of our quadrature scheme.

This root isolation procedure is extremely useful in stars having high luminosity-to-mass ratios (such as W-R and GW Vir stars), because the pulsation tends to be so non-adiabatic (see Unno et al. 1989, their §22.1) that solutions to the adiabatic pulsation equations furnish very poor starting points for the secant root finder. However, the contour integration often requires large numbers of quadrature points before \mathcal{C} converges satisfactorily toward an integer value. Hence, although adding robustness to the process of solving the non-adiabatic pulsation equations, root isolation is practical only when – as in the present work – a few individual stellar models are under study.

For the “WNE” and “WNL” models, we focus the stability analysis on g modes having harmonic degrees $\ell = 1$

and $\ell = 2$, searching for modes with radial orders \tilde{n} between, approximately, 0 and -25. Here, \tilde{n} is defined by Unno et al. (1989, their eqn. 17.5), within the generalization to the Cowling (1941) nomenclature introduced by Scuffaire (1974) and Osaki (1975). Negative values of \tilde{n} typically correspond to g modes, but – as is often the case with more-evolved stellar models – \tilde{n} does not vary monotonically from one mode to the next, nor is it a unique index.

4 RESULTS

The results from the stability analysis are presented in Fig. 2, which plots the normalized growth rate $\eta \equiv -\Im(\omega)/\Re(\omega)$ of the modes found against their period P . Evidently, the “WNE” model is unstable ($\eta > 0$) against $\ell = 1$ and $\ell = 2$ g modes having periods in the range $\sim 4 - 12$ hr and $\sim 3 - 8$ hr, respectively. Similar instability is seen in the “WNL” model for $\ell = 1$ modes spanning the period range $\sim 11 - 21$ hr; however, the $\ell = 2$ modes of this model are all found to be stable.

To explore the origin of the instability, Fig. 3 plots the differential work for the $\ell = 1$ modes of each model that exhibit the largest growth rates. As discussed by Unno et al. (1989, their §26.2), the κ mechanism is operative wherever $d\kappa_T/dr > 0$. From Fig. 1, we see that this condition is met in the vicinity of the deep opacity bump, at a temperature $\log T \approx 6.3$. Since this location coincides with the sharp positive peak in both models’ differential work (indicating strong driving), we conclude that the unstable $\ell = 1$ and $\ell = 2$ modes are κ -mechanism excited by the DOB.

In Table 2, we summarize the properties of the unstable modes. The long-period limit of the instability arises because the pulsation interior to the opacity bump, at a temperature $\log T \approx 6.5$, becomes sufficiently non-adiabatic to activate

strong radiative damping there. Likewise, the short-period limit comes about because low-order modes exhibit a relative Lagrangian pressure perturbation $\delta p/p$ that is too small in the vicinity of the DOB to generate appreciable excitation (see Dziembowski et al. 1993, for a discussion of the role played by $\delta p/p$). The $\ell = 2$ modes of the “WNL” model are all stable for much the same reason; their $\delta p/p$ is peaked well exterior to the DOB, in a zone of inverted density stratification situated in the outer envelope at $\log T \approx 5.2$.

This inversion zone, which is present in both models, is responsible for a secondary family of unstable pulsation modes uncovered by BOOJUM. These modes, not shown in Fig. 3 due to our choice of ordinate range, are found for harmonic degrees $\ell = 1$ and $\ell = 2$, and are characterized by growth rates well in excess of 10^{-2} and energy densities strongly concentrated in the inversion zone. Following Saio et al. (1998), we use this trapping property to classify the modes as non-radial strange modes. We note that the iron opacity bump is responsible for both the density inversions and the instability of the strange modes trapped within them. Since the strange modes are not related to the DOB, we shall not discuss them further.

5 DISCUSSION

In the preceding section, we demonstrate that low-degree, intermediate radial-order g modes are unstable in a pair of stellar models representative of WN stars, due to a κ mechanism operating on the deep opacity bump. This finding supports the central hypothesis of the paper advanced in Sec. 1, and likewise confirms WN stars as the high-mass cousins of GW Vir stars, exhibiting a relationship parallel to that between the high-mass β Cephei and SPB stars, and the low-mass sdB pulsators.

However, there are caveats to our results. Beyond the various (reasonable) simplifications we adopt in constructing our stellar models (Sec. 2) and conducting the stability analysis (Sec. 3), we have neglected the effects of the strong, radiatively driven winds that are characteristic of all W-R stars. The stellar models incorporate only the evolutionary effects of wind-originated mass loss, and the stability analysis ignores the radial outflow at the outer boundary. As discussed by Cranmer (1996), an outflow can allow ordinarily-trapped pulsation modes to propagate outward through the boundary. Townsend (2000) demonstrated that this leakage of wave energy can result in an appreciable damping of pulsations. If the unstable g modes found herein are to remain unstable, the rate of energy input from the κ mechanism must exceed the damping due to leakage.

A thorough evaluation of this issue may have to await further theoretical advances in understanding how outflows influence pulsation. In the meantime, we discuss an observational development of particular relevance to the present work, one that poses some interesting questions regarding the role played by pulsation (whether leaking or not) in establishing structure and modulation in W-R winds. Although searches for *periodic* light variations in WN8 stars – the subtype most characterized by variability – have proven largely unsuccessful (see, e.g., Marchenko et al. 1998, and references therein), recent *MOST* observations of the WN8 star HD 177230 (WR 123) by Lefèvre et al. (2005) have de-

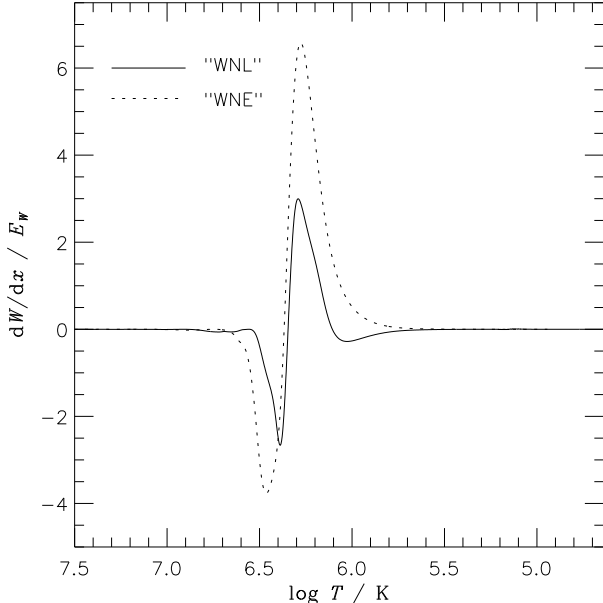


Figure 3. Differential work functions, plotted as a function of envelope temperature, for the $\ell = 1$ modes of the two stellar models having the largest growth rates. The differential is with respect to the dimensionless radius $x \equiv r/R_*$, and the work W is expressed in units of the total energy of pulsation E_W .

Table 2. Properties of the unstable $\ell = 1$ and $\ell = 2$ g modes of the “WNL” and “WNE” stellar models. The subscripts _{min} and _{max} indicate the minimum and maximum values of the relevant quantities, respectively.

model	ℓ	P_{\min}/hr	P_{\max}/hr	\tilde{n}_{\min}	\tilde{n}_{\max}	η_{\max}
“WNL”	1	10.8	20.6	-20	-10	6.67×10^{-5}
“WNL”	2	<i>No unstable modes</i>				
“WNE”	1	3.83	12.4	-14	-4	1.67×10^{-3}
“WNE”	2	2.81	8.34	-15	-5	1.12×10^{-3}

tected an unambiguous 9.8 hr-periodic signal in the star’s light curve.

Pulsation appears a promising candidate for the origin of the star’s variation. W-R stars have been known for some time to be unstable toward strange modes (e.g., Glatzel et al. 1993); however, there is debate over whether such modes are compatible with the observations of WR 123. On the one hand, Lefèvre et al. (2005) themselves argue that the periods typical to strange modes, being on the order of the dynamical timescale τ_{dyn} , are far too short to match the 9.8 hr period detected by *MOST*. On the other hand, Dorfi et al. (2006) reason that as a WN8 star WR 123 is expected to have a significantly larger radius, and hence longer strange-mode periods, than the helium-star models on which Lefèvre et al. (2005) based their conclusions. In support of their argument, Dorfi et al. (2006) present a WN8 model having $R_* = 15.4R_\odot$ that exhibits unstable radial strange modes with periods on the order of a half day, seemingly compatible with the observations.

Here, there may be a problem. The large radii of the models studied by Dorfi et al. (2006) are, we believe, linked to the authors’ *ab initio* assumption of an envelope hydro-

gen abundance $X = 0.35$. Although representative of many WN8 stars, this value is inappropriate to WR 123, which is well-known to be largely depleted of hydrogen ($X \lesssim 0.005$; see, e.g., Crowther et al. 1995). It seems probable that the absence of hydrogen in the star is a consequence of it having already shed any residual hydrogen-rich envelope via wind mass loss. Accompanying the loss of this envelope should be a substantial reduction in the star's radius, as can be seen by comparing our "WNL" and "WNE" models in Table 1.

Based on this reasoning, hydrogen-poor WR 123 may be characterized by an appreciably smaller radius than assumed by Dorfi et al. (2006), resulting once again in the period mismatch noted originally by Lefèvre et al. (2005). This leads us to advance g modes excited by the DOB as an alternative explanation for the star's variability. As Fig. 2 illustrates, the 9.8 hr period is covered by the unstable $\ell = 1$ g modes of the hydrogen-poor "WNE" model. While we describe this model as 'early-type', we once again emphasize that the label is to be understood in an evolutionary rather than spectroscopic sense.

The detectable presence of g modes in WR 123 could offer unparalleled insights into the star's internal structure; these modes penetrate down to the boundary of the convective core, and are therefore particularly well suited to asteroseismological analyses. However, it is unclear how best to proceed with the necessary initial step of testing our interpretation of the observations. Pulsation in g modes is often diagnosed through time-series monitoring of spectroscopic line profile variations (lpv); the predominantly horizontal velocity fields generated by these modes (e.g., Unno et al. 1989) tend to concentrate variability in the wings of line profiles. Unfortunately, this approach is not feasible in the case of W-R stars, because the supersonic wind washes out any lpv arising from (subsonic) pulsational velocity fields. It remains to be seen whether other approaches can be devised that are able to discriminate g modes from other potential sources of variability.

Beyond the specific case of WR 123, the discovery of a new class of Wolf-Rayet instability is of great interest in itself. Future investigation can now focus on exploring the characteristics and extent of the DOB instability in greater detail. Specific topics worthy of attention include establishing red and blue edges in the HR diagram, and determining the sensitivity of the instability against changes in input physics (e.g., elemental diffusion, mass-loss rates, etc.). As we have already noted, a proper treatment of pulsation at the outflowing outer boundary is also needed. An integral part of this treatment must be a better understanding of the reverse side of the pulsation-wind interaction: how can pulsation at the wind base lead to the modulations observed in Wolf-Rayet stars? Initial steps toward addressing this question were made by Cranmer & Owocki (1996), but there remains much work to be done.

ACKNOWLEDGMENTS

We thank Stan Owocki and Tony Moffat for their helpful remarks. RHDt acknowledges support from US NSF grant AST-0507581 and NASA grant NNG05GC36G. He is also grateful for the Bickle.

REFERENCES

- Abbott D., 1982, *ApJ*, 259, 282
 Baschek B., Scholz M., Wehrse R., 1991, *A&A*, 246, 374
 Charpinet S., Fontaine G., Brassard P., Chayer P., Rogers F. J., Iglesias C. A., Dorman B., 1997, *ApJ*, 483, L123
 Cowling T. G., 1941, *MNRAS*, 101, 367
 Cox A. N., Morgan S. M., Rogers F. J., Iglesias C. A., 1992, *ApJ*, 393, 272
 Cox J. P., 1980, *Theory of Stellar Pulsation*. Princeton University Press, New Jersey
 Cranmer S. R., 1996, PhD thesis, University of Delaware
 Cranmer S. R., Owocki S. P., 1996, *ApJ*, 462, 469
 Crowther P. A., Hillier D. J., Smith L. J., 1995, *A&A*, 293, 403
 Dorfi E. A., Gautschy A., Saio H., 2006, *A&A*, in press
 Dziembowski W., 1977, *Acta Astronomica*, 27, 95
 Dziembowski W. A., Moskalik P., Pamyatnykh A. A., 1993, *MNRAS*, 265, 588
 Dziembowski W. A., Pamyatnykh A. A., 1993, *MNRAS*, 262, 204
 Eddington A. S., 1926, *The Internal Constitution of the Stars*. Cambridge University Press, Cambridge
 Fontaine G., Brassard P., Charpinet S., Green E. M., Chayer P., Billères M., Randall S. K., 2003, *ApJ*, 597, 518
 Gautschy A., Althaus L. G., Saio H., 2005, *A&A*, 438, 1013
 Glatzel W., Kiriakidis M., Fricke K. J., 1993, *MNRAS*, 262, L7
 Grevesse N., Noels A., 1993, in Pratzos N., Vangioni-Flam E., Cassé M., eds, *Origin and Evolution of the Elements*. Cambridge University Press, Cambridge, p. 15
 Iglesias C. A., Rogers F. J., 1996, *ApJ*, 464, 943
 Jimenez R., MacDonald J., Dunlop J. S., Padoan P., Peacock J. A., 2004, *MNRAS*, 349, 240
 Langer N., Hamann W.-R., Lennon M., Najarro F., Pauldrach A. W. A., Puls J., 1994, *A&A*, 290, 819
 Lefèvre L., Marchenko S. V., Moffat A. F. J., Chené A. N., Smith S. R., St-Louis N., Matthews J. M., Kuschnig R., Guenther D. B., Poteet C. A., Rucinski S. M., Sasselov D., Walker G. A. H., Weiss W. W., 2005, *ApJ*, 634, L109
 Marchenko S. V., Moffat A. F. J., Eversberg T., Morel T., Hill G. M., Tovmassian G. H., Seggewiss W., 1998, *MNRAS*, 294, 642
 Osaki J., 1975, *PASJ*, 27, 237
 Rogers F. J., Iglesias C. A., 1992, *ApJS*, 79, 507
 Saio H., Baker N. H., Gautschy A., 1998, *MNRAS*, 294, 622
 Scuflaire R., 1974, *A&A*, 36, 107
 Seaton M. J., Yan Y., Mihalas D., Pradhan A. K., 1994, *MNRAS*, 266, 805
 Shibahashi H., Osaki Y., 1981, *PASJ*, 33, 427
 Stanghellini L., Cox A. N., Starrfield S., 1991, *ApJ*, 383, 766
 Starrfield S., Cox A. N., Kidman R. B., Pesnell W. D., 1984, *ApJ*, 281, 800
 Starrfield S. G., Cox A. N., Hodson S. W., Pesnell W. D., 1983, *ApJ*, 268, L27
 Townsend R. H. D., 2000, *MNRAS*, 319, 289
 Townsend R. H. D., 2005a, *MNRAS*, 360, 465
 Townsend R. H. D., 2005b, *MNRAS*, 364, 573
 Unno W., Osaki Y., Ando H., Saio H., Shibahashi H., 1989,

Nonradial Oscillations of Stars, 2 edn. University of Tokyo
Press, Tokyo

Zhevakin S., 1953, Russian Astron. J., 30, 161