

Bulk viscosity of strange quark matter in density-dependent quark mass model and dissipation of r-modes in strange stars

Zheng Xiaoping, Liu Xuewen, Kang Miao, Yang Shuhua

Department of Physics, Huazhong Normal University, Wuhan430079 P. R. China

Abstract

We study the bulk viscosity of strange quark matter(SQM) in density dependent quark mass model(DDQM) under the background of self-consistent thermodynamics. The correct formulae, with which the viscosity can be evaluated, are derived. We also find that the viscosity in DDQM can be higher by 2 to 3 orders of magnitude than MIT bag model. We calculate the damping time scales due to viscosity coupled to r-modes. The numerical results show the time scale can't be shorter than 10^{-1} s.

PACS numbers: 97.60.Jd, 12.38.Mh, 97.60.Gb

1 INTRODUCTION

Since Witten conjectured[1] that the strange quark matter(SQM) composed of comparable number of u , d and s quarks might be absolutely stable or metastable phase of nuclear matter, many theoretical and observational efforts have been made on the investigation of its properties and potential astrophysical significance[2, 3, 4, 5, 6, 7]. Because the difficulty of quantum chromodynamics (the lattice approach) in the non-perturbation domain, ones used to adopt phenomenological models. One of the famous models is the MIT bag model with which many authors study the equation of state(EOS) of SQM and the mass-radius relation of the assumed strange stars[3, 4, 7]. Another alternative model is density-dependent quark mass model(DDQM). Originally, some pioneer investigations[8, 9, 10, 11, 12] were carried out but the wrong thermodynamics treatment is applied. Latterly, some works dealt with the thermodynamics with density-dependent particle masses self-consistently with which the structural properties of strange stars have been re-discussed[13, 14].

It had also been recognized the effects of the dynamics of SQM on strange star's rotations by the time that the EOS of SQM was gradually uncovered. Wang and Lu find that the non-leptonic weak reaction dominates bulk viscosity of SQM[15]. Further investigations of the bulk viscosity also have been carried out by many other authors in MIT bag model and the fruitful results have been obtained[16, 17, 18]. A recent study incorporate the effective quark masses

in quasiparticle description into the bulk viscosity[19] and have a significant result for relevant astrophysics[20]. In parallel, a previous work made the study of the bulk viscosity in mass-density-dependent model but the self-consistent thermodynamics are overlooked[21]. Here we will concentrate the problem in the background of the correct thermodynamics and consider the effect of variable quark masses on the bulk viscosity of SQM. As seen latter in this paper, the effect have twofold contributions. The first, the modification of EOS influences the viscosity. The second, the density-dependent masses directly contribute to the dynamical quantity.

We organize this paper as such. In Sec.II, the self-consistent thermodynamics with density-dependent particle masses are recalled and then further the thermodynamical relations are discussed. In Sec.III, the bulk viscosity of SQM with density-dependent particle masses is derived, which arises from the non-leptonic weak interaction. In Sec.IV, the numerical results are given and a application to the recent astrophysical problem is discussed. In Sec. V, a brief summary is made.

2 THERMODYNAMICS WITH DENSITY-DEPENDENT PARTICLE MASSES

The self-consistent thermodynamics in mass-density-dependent model have been discussed in many works[12, 13, 14]. However Peng et al[14] pointed that the thermodynamics treatments given by[9, 10, 11, 12] have serious problem. They re-derived the pressure and energy expressions from the general ensemble theory and found an extra term can add to the expression of pressure but not to the energy formula. Here we don't repeat the derivation but simply write the results. When particle masses depend on baryon number density or the volume of the system, the pressure and energy have

$$P = - \left. \frac{\partial(V\Omega(V))}{\partial V} \right|_{T, \{\mu\}}, \quad (1)$$

$$E = -\beta \frac{\partial(\beta V\Omega(V))}{\partial \beta} + \mu N + \beta \frac{\partial(V\Omega)}{\partial \beta}. \quad (2)$$

Although the thermodynamics potential density depends on the volume, we still obtain the thermodynamic relation

$$E = V\Omega(V) + \mu N + TS, \quad (3)$$

where β is the reverse temperature, V is the system volume, Ω is thermodynamics potential density, μ is the chemical potential and N is the particle number. According to Eq.(3), the basic thermodynamic equation is written as at invariable temperature.

$$dE = d(V\Omega(V)) + d(\mu N) = (\Omega + V \frac{\partial \Omega}{\partial V})dV + \mu dN, \quad (4)$$

Therefore, the pressure have an extra term

$$P = -\Omega - V \frac{\partial \Omega}{\partial V}, \quad (5)$$

Equally, it is the formula , $P = -\Omega + n_b \frac{\partial \Omega}{\partial n_b}$, given in [14]. Those previous works have shown that the thermodynamics are self consistent, where an extra term is appended to the pressure but not to the energy. In the framework of self consistent thermodynamics, the EOS of SQM and the structural properties of strange stars have been investigated. At zero temperature, the thermodynamic potential density is

$$\Omega = - \sum_i \frac{1}{8\pi^2} \left[\mu_i (\mu_i^2 - m_i^2)^{1/2} (2\mu_i^2 - 5m_i^2) + 3m_i^4 \ln \frac{\mu_i + \sqrt{\mu_i^2 - m_i^2}}{m_i} \right]. \quad (6)$$

Accordingly, the energy and pressure can be obtained from Eqs (3) and (5), and the number density is

$$n_i = \frac{1}{\pi} (\mu_i^2 - m_i^2)^{3/2}. \quad (7)$$

It has been found that the density-dependent quark masses should take the form[13]

$$m_i = m_{i0} + \frac{D}{n_b^{1/3}}, \quad i = u, d, s, \quad (8)$$

where D is a parameter to be determined by stability arguments. For given values n_b ,

$$n_b = \frac{n_u + n_d + n_s}{3}, \quad (9)$$

we very easily determine the quark chemical potentials μ_i to evaluate the thermodynamic quantities of the system by the beta equilibrium and the charge neutrality conditions

$$\mu_d = \mu_s \equiv \mu, \quad \mu_s = \mu_u + \mu_e, \quad (10)$$

$$\frac{2}{3}n_u - \frac{1}{3}n_d - \frac{1}{3}n_s - n_e = 0. \quad (11)$$

In the following, we will consider the dynamics of SQM(bulk viscosity) near the equilibrium state, which is governed by the EOS calculated with the self consistent thermodynamics.

3 DERIVATION OF THE BULK VISCOSITY

In a previous study[21], the formulae in MIT model, which is presented by Wang and Lu[15] and developed by other investigators[16, 17, 18], was simply introduced to evaluate the bulk viscosity of SQM in density dependent quark mass model. The investigation used an incorrect thermodynamical results without regard to the consequences due to the dependence of the quark masses on

baryon number density. In this section, we derive the bulk viscosity of SQM in the self consistent thermodynamics. Since the quark masses are the functions of the baryon number density represented in(6), we for convenience assume the baryon number density instead of the volume as had adopted in previous works[15, 16, 17, 21] oscillates periodically,

$$n_b = n_{b0} + \Delta n_b \sin\left(\frac{2\pi t}{\tau}\right) = n_{b0} + \delta n_b, \quad (12)$$

where n_{b0} is the equilibrium baryon number density and Δn_b is the amplitude of perturbation, τ is the period. The presence of viscosity results in the energy dissipation of pulsations in bulk matter. On one hand,using the standard definition of the bulk viscosity of matter, energy dissipation rate per unit volume average over the oscillation period τ can be written as

$$\dot{E}_{\text{kin}} = -\frac{\zeta}{\tau} \int_0^\tau dt (\text{div}\mathbf{v})^2. \quad (13)$$

where \mathbf{v} is velocity of the fluid. On the other hand, the hydrodynamic matter deviates from the equilibrium accompanied by the time variations of the local pressure, $P(t)$. The dissipation of the energy of hydrodynamic motion due to irreversibility of periodic compression-decompression process can be expressed as

$$\dot{E}_{\text{diss}} = -\frac{1}{\tau V} \int_0^\tau dt P(t) \dot{V}. \quad (14)$$

According to the continuity equation $\dot{n}_b + n_{b0} \text{div}\mathbf{v}$ and the specific volume $V = \frac{1}{n_b}$, bearing in mind that $\dot{E}_{\text{kin}} = -\dot{E}_{\text{diss}}$, from Eqs(13)and (14) we have the bulk viscosity

$$\zeta = \frac{1}{\pi} \left(\frac{n_{b0}}{\Delta n_b}\right) \int_0^\tau P(t) \cos \frac{2\pi t}{\tau}. \quad (15)$$

It is proven that the bulk viscosity of SQM is mainly produced by the nonleptonic interaction as follows

$$u + d \longleftrightarrow s + u \quad (16)$$

thereby at quasi-equilibrium the pressure can be regarded as a function of the number density n_i , where i takes u, d, s . From the baryon number density(9), it is suitable to assume that $P = P(n_b, n_d, n_s)$. Thus the pressure can expand in small deviations

$$P = P_0 + \left(\frac{\partial P}{\partial n_b}\right) \delta n_b + \left(\frac{\partial P}{\partial n_d}\right) \delta n_d + \left(\frac{\partial P}{\partial n_s}\right) \delta n_s, \quad (17)$$

where all derivatives are taken at equilibrium and the changes in d- and s-quark number density will be composed of two parts

$$\delta n_i = \delta \tilde{n}_i - n_i \frac{\delta V}{V}, \quad (18)$$

where $\delta\tilde{n}_i$ denotes the number density at a given volume for s- and d-quark. From the reaction (16), it evidently satisfies the relation below

$$\delta\tilde{n}_d = -\delta\tilde{n}_s = \int_0^t \frac{d\tilde{n}_d}{dt} dt. \quad (19)$$

Due to the baryon number conservation, we also have

$$\frac{\delta n_b}{n_b} = -\frac{\delta V}{V}. \quad (20)$$

Finally, Eq(17) becomes

$$P = P_0 + \left[n_b \frac{\partial P}{\partial n_b} + n_d \frac{\partial P}{\partial n_d} + n_s \frac{\partial P}{\partial n_s} \right] \frac{\delta n_b}{n_b} + \left[\frac{\partial P}{\partial n_d} - \frac{\partial P}{\partial n_s} \right] \int_0^t \frac{d\tilde{n}_d}{dt} dt. \quad (21)$$

Obviously, only the latest term contributes to the integral in Eq(15). In the formula above the net rate per unit volume can be transform as from the rate per mass given by[21]

$$\frac{d\tilde{n}_d}{dt} = \frac{3}{\pi^3} G_F^2 \sin^2 \theta \cos^2 \theta J T^2 \left(1 + \frac{\delta\mu^2}{4\pi^2 T^2} \right) \delta\mu, \quad (22)$$

where J is given in [22] and $\delta\mu = \mu_s - \mu_d$. Analogously to the pressure, the chemical potential difference can be expanded, giving

$$\delta\mu(t) = \left(\frac{\partial \delta\mu}{\partial n_b} \right) \delta n_b + \left(\frac{\partial \delta\mu}{\partial n_d} \right) \delta n_d + \left(\frac{\partial \delta\mu}{\partial n_s} \right) \delta n_s. \quad (23)$$

To obtain the reaction rate and then calculate the bulk viscosity, the acquire of the derivatives $\frac{\partial P}{\partial n_i}$ and $\frac{\partial \mu_i}{\partial n_i}$ is necessary with the equation of state in section above. We respectively regard the thermodynamic potential and the chemical potential as the functional form below

$$\Omega = \Omega(\mu_j(n_i, n_b(n_i)), n_b(n_i)), \quad \mu_i = \mu_i(n_i, n_b(n_j)) \quad (24)$$

where i, j take u, d, s . From (5) and (7), we immediately obtain

$$\frac{\partial P}{\partial n_j} = \sum_i (n_i - 3n_b) \frac{\partial \mu_i}{\partial n_j}, \quad (25)$$

$$\frac{\partial \mu_i}{\partial n_i} = \frac{\mu_i^2 - m_i^2}{3\mu_i n_i}, \quad \frac{\partial \mu_i}{\partial n_b} = \frac{m_i}{\mu_i} \frac{\partial m_i}{\partial n_b}. \quad (26)$$

Thus, the part in(21) contributed to the integral (15), δP , and the chemical potential difference at quasi-equilibrium, $\delta\mu$ can be expressed as

$$\delta P = \left(\frac{n_d - 3n_b}{n_d} \frac{\mu^2 - m_d^2}{3\mu} - \frac{n_s - 3n_b}{n_s} \frac{\mu^2 - m_s^2}{3\mu} \right) \int_0^t \frac{d\tilde{n}_d}{dt}, \quad (27)$$

$$\delta\mu = - \left(\frac{n_b(m_s - m_d)}{\mu} \frac{\partial m_d}{\partial n_b} - \frac{m_s - m_d}{3\mu} \right) \frac{\delta n_b}{n_b} - \left(\frac{\mu^2 - m_d^2}{3\mu n_d} + \frac{\mu^2 - m_s^2}{3\mu n_s} \right) \int_0^t \frac{d\tilde{n}_d}{dt}. \quad (28)$$

Substituting Eq(27) into Eq(15), we finally get the viscosity

$$\zeta = \frac{1}{\pi} \frac{n_{b0}}{\Delta n_b} \left(\frac{n_d - 3n_b}{n_d} \frac{\mu^2 - m_d^2}{3\mu} - \frac{n_s - 3n_b}{n_s} \frac{\mu^2 - m_s^2}{3\mu} \right) \int_0^\tau dt \int_0^t \frac{d\tilde{n}_d}{dt}. \quad (29)$$

For the sake of convenience, Eq(28) can be equivalently rewritten as

$$\frac{\partial \delta\mu}{\partial t} = - \left(\frac{n_b(m_s - m_d)}{\mu} \frac{\partial m_d}{\partial n_b} - \frac{m_s - m_d}{3\mu} \right) \frac{\delta n_b}{n_b} - \left(\frac{\mu^2 - m_d^2}{3\mu n_d} + \frac{\mu^2 - m_s^2}{3\mu n_s} \right) \frac{d\tilde{n}_d}{dt}. \quad (30)$$

4 RESULTS AND DISCUSSION

Eqs (22) and (30) must be solved numerically to give the rate $\frac{d\tilde{n}_d}{dt}$ and the numerical result of Eq(29) can be obtained.

In figure1 we have plotted viscosity vs. relative perturbation $\frac{\Delta n_b}{n_b}$ respectively for (i) $D^{\frac{1}{2}} = 156\text{MeV}$, $m_{s0} = 80\text{MeV}$ at $n_b = 0.4\text{fm}^{-3}$ and $\tau = 10^{-3}$ (solid curves) and (ii) $D^{\frac{1}{2}} = 156\text{MeV}$, $m_{s0} = 140\text{MeV}$ at $n_b = 1.36\text{fm}^{-3}$ and $\tau = 10^{-3}$ (dashed curves).

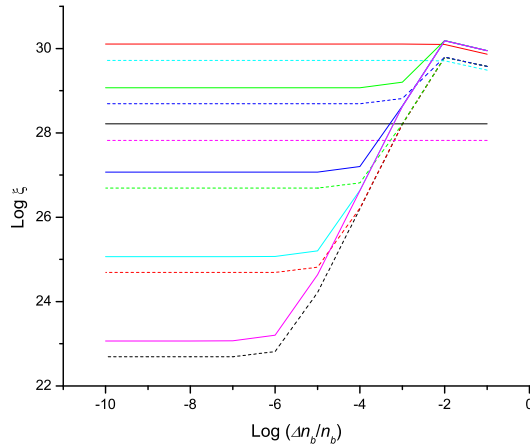


Figure 1: Bulk viscosity as a function of relative perturbation $\frac{\Delta n_b}{n_b}$. Solid curves for $n_b = 0.4\text{fm}^{-3}$, $D^{\frac{1}{2}} = 156\text{MeV}$, $m_{s0} = 80\text{MeV}$ and dashed curves for $n_b = 1.36\text{fm}^{-3}$, $D^{\frac{1}{2}} = 156\text{MeV}$, $m_{s0} = 140\text{MeV}$. The both for $\tau = 10^{-3}$ and temperature $10^{-5}, 10^{-4}, 10^{-3}, 10^0, 10^{-2}, 10^{-1}\text{MeV}$ from bottom to top.

In figure2 we gave the results from our formulae(solid curves) and those in ref.[21](dashed curves) for the same parameters $n_b = 0.4\text{fm}^{-3}$, $D^{\frac{1}{2}} = 156.0\text{Mev}$, $m_{s0} = 80\text{Mev}$. Evidently our viscosity can be higher.

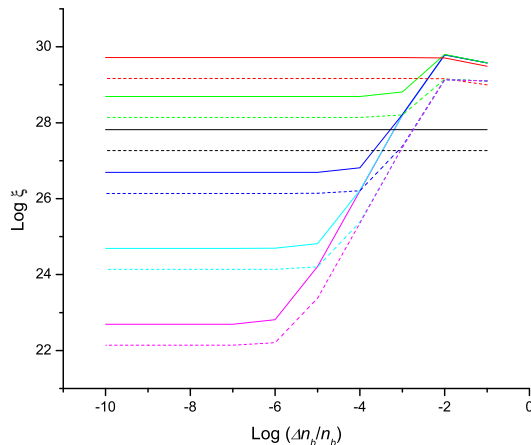


Figure 2: A comparison of the our bulk viscosity(solid curves) with that in ref[21](dashed curves)for parameters $n_b = 0.4\text{fm}^{-3}$, $D^{\frac{1}{2}} = 156.0\text{Mev}$, $m_{s0} = 80\text{Mev}$ and $\tau = 10^{-3}$. The corresponding temperatures of the curves as figure 1

In figure3 we show the results in MIT bag model from Zheng et al[19] for $m_{s0} = 80\text{MeV}$, $\tau = 10^{-3}$. The solid curves are because of the consideration of screening mass effect and the dashed curves are regardless of the coupling among quarks in MIT bag model. Comparing figure2 with solid curves in figure3, we notice that our results are higher by 2 to 3 order of magnitude than those of bag model. We also find that the solid curves in figure2 is also higher than the dashed curves. In a word, the facts testify to the viscosity increase of SQM due to medium effect.

Recently it has been realized that rotating relativistic stars are generically unstable against the r(otational)-mode instability[23] The viscous dissipation of dense matter has relevance to the onset of r-mode instability, gravitational radiation detection and the evolution of pulsars[24, 25, 26, 27]. A main motivation for the studies of viscosity is to calculate the damping time for compact star vibrations. For a star of constant density, the r-mode energy is estimated as

$$E = \frac{\alpha^2 \pi}{2m(2m+3)} (m+1)^3 (2m+1)! \rho R^5 \Omega^2. \quad (31)$$

The mode dissipation energy can be computed in term of

$$\frac{dE}{dt} = \int \zeta \delta \sigma \delta \sigma^* d^3x. \quad (32)$$

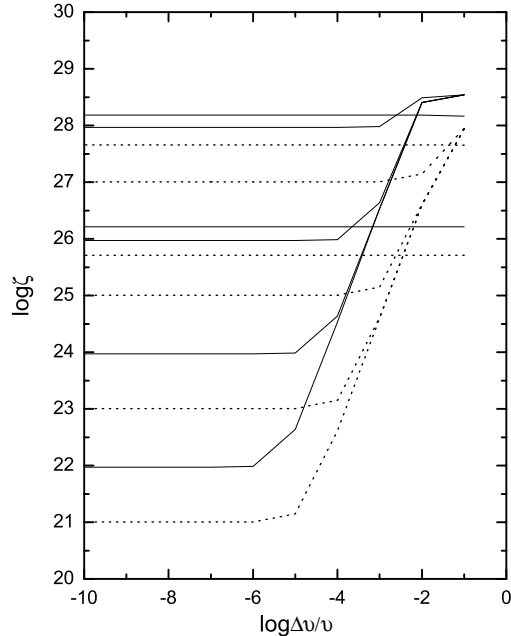


Figure 3: Bulk viscosity in MIT bag for $m_s=80\text{MeV}$, $\mu_d=470\text{MeV}$, $\tau = 10^{-3}\text{s}$. Solid curves for interacting quark matter, dashed curves for ideal quark gas and the corresponding temperatures of the curves as figure 1

The damping time scale is thus

$$\tau_D = -\frac{2E}{\frac{dE}{dt}} = 1.31 \times 10^{15} \rho^2 \Omega^{-4} \zeta^{-1}. \quad (33)$$

Figure 4-7 show the damping time as functions of temperature for some typical spinning strange star with periods $\mathcal{T} = 1.5\text{ms}$, 3ms , 15ms and Keplian limit. In comparison with harmonic oscillations, the damping time scale of r-mode with period $\tau = \frac{2}{3}\mathcal{T} = 10^{-3}\text{s}$ (figure4) is only short to about 1s, but that of harmonic oscillations can be short to 10^{-3}s (see figure 4 in Ref 17). This implies that the simple radial pulsations can be damped more efficiently by the bulk viscosity. For a Keplian rotation star, the minimum time scale is about 10^{-1}s .

5 CONCLUSION

Considering the self-consistent thermodynamics in density dependent quark mass model, we correct the error in[21] and re-derive the bulk viscosity of SQM.

The viscosity in DDQM is larger than MIT bag model. Consequences is that the r-modes of strange star will be damped more efficiently in DDQM implying the r-mode instability window of strange stars should be modified.

References

- [1] Witten E., Phys. Rev. D30(1984)272.
- [2] Fahri E. and Jaffe R. L., Phys. Rev. D 30(1984) 2379.
- [3] Alcock C., Farli E. and Olinto R., Astrophys. J., 310(1986) 261.
- [4] Haensel P., Zdunik J.L. and Schaefer R., Astron. Astrophys., 160(1986)121.
- [5] Colpi M. and Miller J. C., Astrophys. J., 388(1992)513.
- [6] Lattimer J.M., van Riper K. A. and Prakash M., Astrophys. J., 425(1994)802.
- [7] Schertler K., Greiner G., Schaffner-Bielich J. and Thoma M. H., Nucl. Phys. A677(2000)463.
- [8] Chakrabaty S., Raha S. and Sinha B., Phys. Lett. B, 229(1989)112.
- [9] Chakrabaty S., Phys. Rev. D, 43(1991)627.
- [10] Chakrabaty S., Phys. Rev. D, 48(1993)1409.
- [11] Chakrabaty S., Phys. Rev. D, 54(1996)1306.
- [12] Benvenuto O. G. and Lugones G., Phys. Rev. D, 51(1995)1989; *ibid.* 52(1995)1276.
- [13] Peng G. X., Chiang H. C., Yang J. J., Li L. and Liu B., Phys. Rev. C, 61(2000)015201.
- [14] Peng G. X., Chiang H. C. and Ning P. Z., Phys. Rev. C, (2001)
- [15] Wang Q.D.and Lu T., Phys. Lett. B, 148(1984)211.
- [16] Sawyer R. F., Phys. Lett. B233(1989)412.
- [17] Madsen J., Phys. Rev. D, 46(1992)3290.
- [18] Goyal A., Gupta V.K. and Anand J.D., Z. Phys. A349(1994)93.
- [19] Zheng X. P., Yang S.H.,Li J. R. and Cai X., Phys. Lett. B, 548(2002)29.
- [20] Zheng X. P., Yang S.H., and Li J. R., Astrophys. J., 585(2003)L135.
- [21] Anand J.D., Chandrinka N., Gupta V.K. and Singh S, Pramana-J. Phys., 54(2000)737.

- [22] Wadhwa A., Gupta V.K., Singh S, and , J. Phys. G9(1995)1137;Pramana-J. Phys., 45(1995)195.
- [23] Andersson N., Astrophys. J., 502(1998)708.
- [24] Friedman J. L. and Morsink S. M., Astrophys. J., 502(1998)714.
- [25] Lindblom L., Owen B. J. and Morsink S. M., Phys. Rev. Lett., 80(1998)4843.
- [26] Madsen J., Phys. Rev. Lett., 81(1998)3311.
- [27] Madsen J., Phys. Rev. Lett., 85(2000)10.
- [28] Lindblom L., Mendell G. and Owen B.J., Phys. Rev. D, 60(1999)064006.

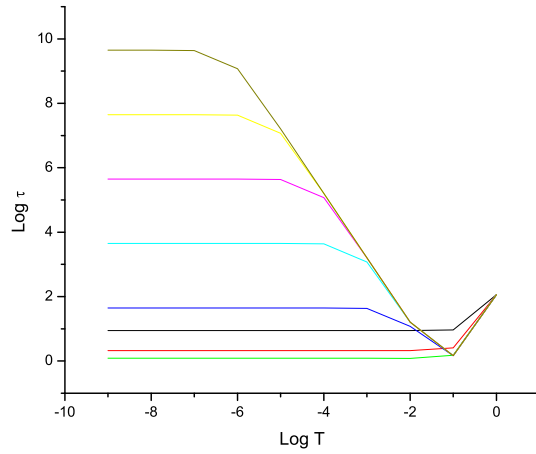


Figure 4: The time scales as function of temperature for a strange star with $M = 1.4M_{\odot}$, $R = 10\text{km}$, $\mathcal{T} = 1.5\text{ms}$ for relative perturbation $10^{-2}, 10^{-1}, 10^0, 10^{-3}, 10^{-4}, 10^{-5}, 10^{-6}, 10^{-7}$ from bottom to top.

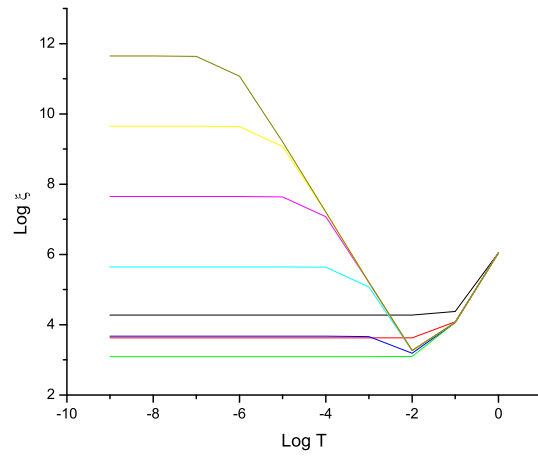


Figure 5: As Fig 4, but $\mathcal{T} = 3\text{ms}$.

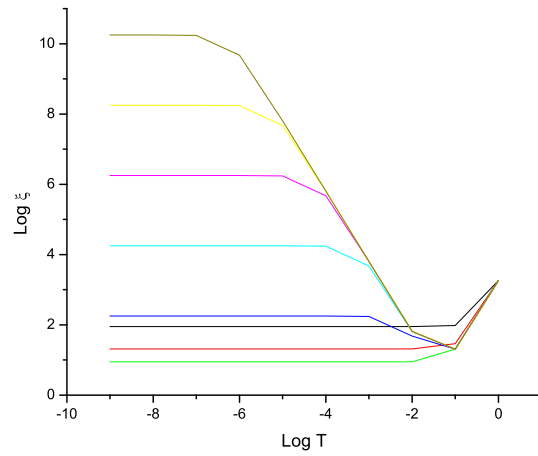


Figure 6: As Fig 4, but $\mathcal{T} = 15\text{ms}$.

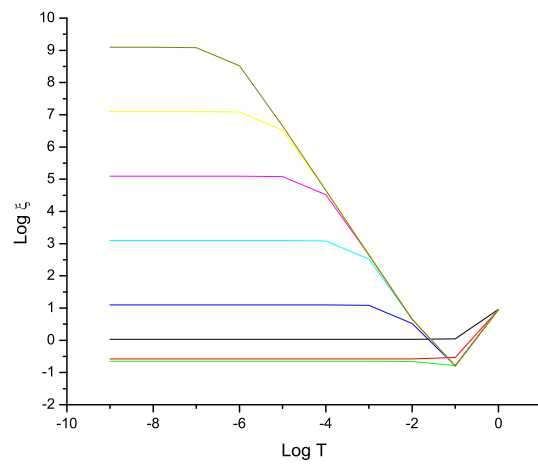


Figure 7: As Fig 4, but assuming a Keplian rotation star.