

The tidal effects on the lithium abundance of binary systems with giant component[?]

J. M. Costa,¹ L. da Silva,² J. D. do Nascimento Jr.,¹ and J. R. De Medeiros¹

¹ Departamento de Física, Universidade Federal do Rio Grande do Norte, 59072-970 Natal, RN, Brazil

² Observatório Nacional, Rio de Janeiro, RJ, Brazil

Received / Accepted

Abstract. We analyse the behavior of lithium abundance as a function of effective temperature, projected rotational velocity, orbital period and eccentricity for a sample of 68 binary systems with giant component and orbital period ranging from about 10 to 6400 days. For these binary systems the Li abundances show a gradual decrease with temperature, paralleling the well established result for single giants. We have also observed a dependence of lithium content on rotation. Binary systems with moderate to high rotation present also moderate to high Li content. This study shows also that synchronized binary systems with giant component seem to retain more of their original lithium than the unsynchronized systems. For orbital periods lower than 100 to 250 days, typically the period of synchronization for this kind of binary systems, lithium depleted stars seem to be unusual. The suggestion is made that there is an 'inhibited zone' in which synchronized binary systems with giant component having lithium abundance lower than a threshold level should be unusual.

Key words. stars: binaries { stars: abundances { stars: evolution { stars: interiors { stars: late-type

1. Introduction

A correlation between the lithium content and the amount of angular momentum lost by late-type stars is predicted by different authors (e.g.: Pinsonneault et al. 1989, 1990; Zahn 1992, 1994). Such a prediction is indeed confirmed by observations. For unevolved late-type stars in young open clusters such as Perseus and in the Pleiades there is a clear dependence of lithium abundance on rotational velocity, in the sense that the fastest rotators are generally stars with enhanced lithium content (García López et al. 1994; Randich et al. 1998). For subgiant stars the same behavior was found by do Nascimento et al. (2000), Randich et al. (1999) and De Medeiros et al. (1997), whereas Barrado et al. (1998) confirmed such a correlation for chromospheric active binary systems. More recently De Medeiros et al. (2000) have found the same behavior for a dependence of lithium content on rotation in giant stars, showing that single giants with high lithium content present also high rotation rate. Such a link between lithium depletion and angular momentum loss is also predicted for binary systems with late-type components. In close enough binary systems viscous dissipation of time-dependent tidal effects should produce a synchro-

nization between rotation and stellar orbital motion as well as the circularization of the orbit of the system (e.g.: Zahn 1977). Thus, the angular momentum which is lost via stellar winds is drawn from the orbital motion, but with the result that the stars are spinning up, differently of single stars which are spinning down. In this context, for a given spectral type, a binary component will have a rotation enhanced in relation to its single counterparts and to those components of binary systems with orbital period larger than the critical period for synchronization. Hence, if the lithium depletion is related to the loss of angular momentum, the surface abundance of this element in synchronized binary systems should be less depleted than that of its single counterparts and that of nonsynchronized binary systems. In fact, Zahn (1994) has shown that late-type binary systems of short enough orbital period retain more of their original Li than their single counterparts. This author has found that such a period is typically below 8 days for solar-type stars of population I and below 6 days for halo stars. The same trend was found by Spite et al. (1994) for old disk and halo stars. This inhibition of lithium depletion was also observed in subgiant stars of population I (De Medeiros et al. 1997, Randich et al. 1999), whereas Barrado et al. (1998) have found a similar result for giant components of chromospheric active binary systems. In the present work we analyse the effects of binarity on the lithium abundances of binary sys-

Send o print requests to: J. M. Costa

[?] Based on observations collected at ESO, La Silla.

Correspondence to: damata@dfte.ufn.br

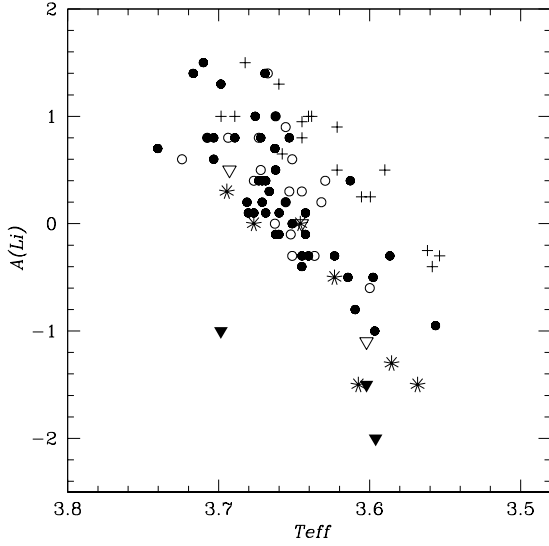


Fig. 1. A_{Li} as a function of effective temperature. Binary systems with eccentricity lower than about 0.10 are identified by open circles, whereas filled circles correspond to systems with an eccentricity higher than 0.10. Filled inverted triangles are upper limits in the lithium abundance determination for systems with eccentricity higher than about 0.10 and open inverted triangles are upper limits in the lithium abundance determination for systems with an eccentricity lower than 0.10. Stars from NGC 7789 and M 67 (Pilachowski et al. 1988) are identified by cross and asterisks, respectively.

systems with evolved component of luminosity class III, typically F, G and K type giants, on the basis of high precision spectroscopic observations.

2. Working Sample and Observations

The full sample analyzed in this study is composed by 68 binary systems with evolved component of luminosity class III, along the spectral region F, G and K, with orbital period ranging from about 10 to about 6400 days. The stars were selected because of their bright apparent magnitude, orbital parameters available in the literature and measured CORAVEL rotational velocity. We emphasize, however, that the sample is not complete in any particular aspect and we should not have inserted any bias with respect to some physical parameter. The Li I observations were obtained at ESO, La Silla, in two observing runs, January 1997 and July 1998. The observations were carried out at the ESO CAT telescope equipped with the Coude Echelle Spectrometer. The covered spectral range was 56 Å wide, the resolving power was 95,000, linear dispersion 1.83 Å/mm and signal-to-noise ratio between 80 and 200. Data reduction was performed by using the echelle context of the MIDAS package. The A_{Li} were determined using a LTE code derived from one kindly

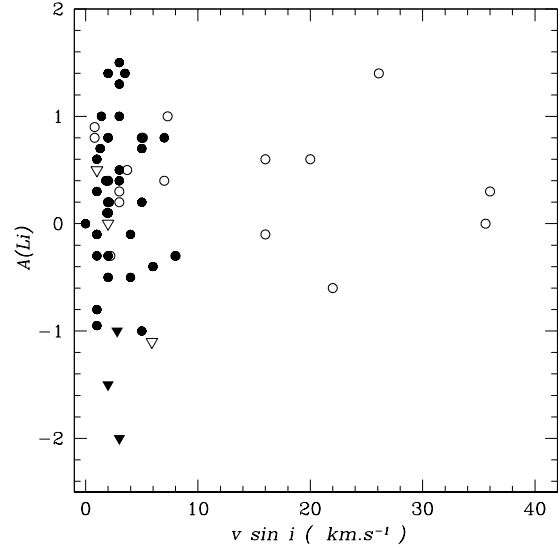


Fig. 2. A_{Li} as a function of rotational velocity. Open symbols represent binary systems with circularized orbit or nearly circularized orbit, namely those systems with eccentricity lower than about 0.10, whereas the filled symbols stand for the systems with an eccentricity higher than 0.10. Inverted triangles are for upper limits in the lithium abundance determination.

made available for us by Monique Spite, from the Paris-Meudon Observatory, following the same procedure described in de la Reza and da Silva (1995), by fitting the synthetic spectra to the observed ones. In the computation of the synthetic spectra, all the known atomic lines in the range 6702–6712 Å were considered. The hyperfine structure of the lithium resonance line was taken into account using the data quoted by Duncan (1991). The stellar atmospheric models used are from Gustafsson and collaborators (Bell et al. 1976). For all the stars we used the log g value given by the spectral type, microturbulence velocity of 2 km s⁻¹ and solar abundances. Special care should be taken for the estimation of the effective temperature, since the derivation of A_{Li} is very sensitive to this parameter. For stars with the Stromgren ubvy photometry we have used the calibration from Moon (1985), where the effective temperature and surface gravity are given as a function of the ubvy index. For those stars with no available Stromgren photometric index we have used the calibrations from Flower (1977) where the effective temperature is given as a function of the (B-V) index and that from Pasquini et al. (1990) which gives the effective temperature as a function of the (V-R) index. The derived lithium abundances as well as main stellar parameters and rotational velocities from CORAVEL, are presented in Table 1. Before discussing the results of the present study let us analyse how accurate are our lithium abundances and rotational velocities. First of all, we have compared the ef-

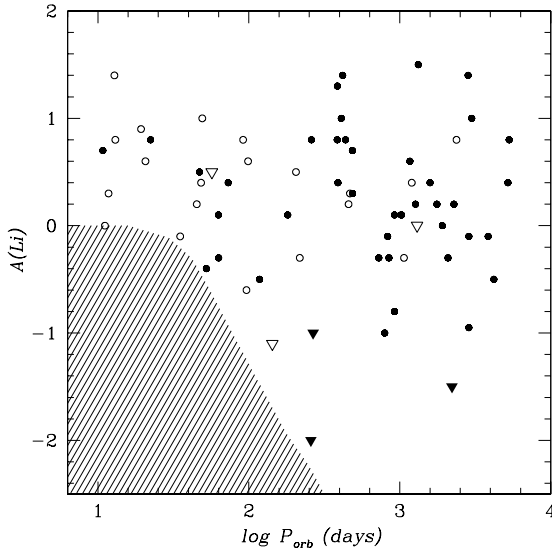


Fig. 3. A_{Li} as a function of the orbital period and eccentricity. Open symbols represent binary systems with circularized orbit or nearly circularized orbit, namely those systems with eccentricity lower than about 0.10, whereas the filled symbols stand for the systems with an eccentricity higher than 0.10. Inverted triangles are for upper limits in the lithium abundance and the shaded region denotes a suggested 'inhibited zone', as explained in the text.

tive temperature values computed in the present work with those available in the literature for common stars, obtained by different authors. From 16 stars of Barrados et al. (1998), 6 stars of Brown et al. (1989) and 8 stars of Randich et al. (1994), in common with our sample, least square fits of the temperature values give, respectively, coefficients of correlation of about 0.90, 0.96 and 0.94 as well as r.m.s of the differences of about 140 K, 104 K and 60 K, respectively, indicating that our derived temperatures are in very reasonable agreement with others. Finally, we have compared Li abundances between the present study and the results of previous investigations cited above. For the 16 stars in common with Barrados et al. (1998) a least square fit give a correlation coefficient of about 0.80. A comparison with the Li abundances from Brown et al. (1989) and Randich et al. (1994) gives a coefficient of correlation better than 0.80.

3. Results and Discussion

In Fig. 1 we show the behavior of the Li abundance for the binary systems with evolved component as a function of the effective temperature. The gradual decrease of lithium content with effective temperature, well established for single giants (e.g.: Brown et al. 1989), is clearly observed for

the binary systems. In addition, we are displaying in the Fig. 1 the Li abundances for the open clusters NGC 7789 and M 67 from Pilachowski et al. (1988), with ages of about 1.7 G yrs and 5.0 G yrs respectively. A comparison of the Li abundances of the present study with those for the cited open clusters shows, at a given effective temperature, a clear decrease of Li content with age for the binary systems with evolved component. Fig. 2 presents the behavior of the Li abundances versus the projected rotational velocity $v \sin i$. Two interesting features emerge from this figure, paralleling the same link between rotation and lithium content for single giant stars (De Medeiros et al. 2000). First, one observes a large spread in the distribution of the values of Li abundance at low values of the rotational velocity. For binary systems with $v \sin i$ lower than about 5 km s^{-1} , there is a spread of Li abundances from about -2 to about 1.5. Such a spread decreases with increasing rotation. Second, binary systems with moderate to high $v \sin i$ values, present also moderate to high values of Li abundance, this result pointing for a correlation between rotation and Li content. Fig. 3 shows lithium abundance as a function of orbital period for binary systems with giant component. It is clear that for binary systems with an orbital period lower than about the expected period of synchronization, typically a period between 100 and 250 days, there is a strong inhibition in the lithium depletion. As indicated by the shaded area represented in the Fig. 3, such an 'inhibited zone' is located below A_{Li} values around 0.0 and to the left of the expected values of the orbital period of synchronization. For the unsynchronized systems, namely those with an orbital period greater than about 100 to 250 days, one observes a large spread in Li abundances, with A_{Li} ranging from about -2 to about 1.5, in contrast to synchronized systems which present a narrow spread in A_{Li} from about 0.0 to at least 1.5. Our finding is reinforced by the results of Barrado et al. (1998) for chromospherically active binary systems with giant component. By analyzing the lithium behavior of 66 such systems, most of them presenting synchronization features, with an orbital period lower than about 100 days, those authors have found no stars showing lithium abundance significantly below such a critical value of A_{Li} around 0.0, as represented in their Fig. 6b. Further, Barrado et al. (1998) list a few chromospherically active binary systems with giant component and orbital period shorter than 100 days showing A_{Li} around the cosmic value 3.0. Because the synchronization between rotational and orbital motion results from tidal effects, we claim that the 'inhibited zone' is the result of the inhibition of the depletion of lithium due to such tidal effects. Hence, whereas synchronized binary

systems have a tendency to retain more of their original lithium, the unsynchronized systems have normal lithium depletion. This explains the 'inhibited zone', which indicates the absence of synchronized binary systems with giant component having a lithium abundance lower than a threshold level in the $A_{\text{Li}} - P_{\text{orb}}$ plane.

4. Conclusions

Lithium abundances are presented for 68 binary systems with giant component. By combining these data with effective temperature, projected rotational velocity $v \sin i$ and orbital parameters, we show some very interesting trends on the behavior of Li content in this class of binary systems. The distribution of Li abundance as a function of effective temperature follows the same behavior observed for single giants, namely a gradual decrease of Li content with effective temperature. At low values of rotational velocity, typically for $v \sin i$ lower than about 5 km s^{-1} , there is a large spread in the values of Li abundance of at least 3.5 magnitudes. Such a spread decreases for increasing rotation, following the same trend observed for their single counterparts. In spite of this large spread in Li abundances for the slow rotators, we observe that the moderate to high rotators present a tendency for moderate to high lithium contents, this result pointing for a correlation between rotation and Li content. Finally, the analysis of the Li abundance as a function of orbital period seems to show the effect of tidal interaction on the dilution of lithium. Binary systems with orbital period lower than about 100 days, typically those systems showing synchronization between rotational and orbital motions, present Li abundance enhanced in relation to the system with orbital period larger than 100 days. In fact, in the $A_{\text{Li}} - P_{\text{orb}}$ plane it seems to exist an 'inhibited zone' where binary systems with giant component showing synchronization between rotational and orbital motions and abundances lower than a threshold value around 0.0 appear to be unusual.

Acknowledgements. This work has been supported by continuous grants from the CNPq Brazilian Agency. L. da S. thanks the CNPq for financial support through grant 200580/97-0. J. D. N. Jr. acknowledges the CNPq grant 300925/99-9. We would like to thank the referee for his useful comments and suggestions on the manuscript.

References

- Barrado y Navascues, D., de Castro, E., Fernandez-Figueroa, M. J., Cornide, M., Garcia Lopez, R. J. 1998, *A & A* 337, 739
- Batten, A. H., Fletcher, J. M., MacCarthy, D. G. 1989, *Publ. Dom. Astrophys. Obs.* vol. 17, 1
- Bell, R. A., Eriksson, K., Gustafsson, B., Nordlund, A. 1976, *A & A* 23, 37
- Brown, J. A., Sneden, C., Lambert, D. L., Dutchover, E. Jr. 1989, *ApJS* 71, 293
- De Medeiros, J. R., do Nascimento, J. D. Jr., Mayor, M. 1997, *A & A* 317, 701
- De Medeiros, J. R., do Nascimento, J. D. Jr., Sankarankutty, S., Costa, J. M., Maia, M. R. G. 2000, *A & A* 363, 239
- de la Reza, R., da Silva, L. 1995, *ApJ* 439, 917
- do Nascimento, J. D. Jr., Charbonnel, C., Lebre, A., de Laverny, P., De Medeiros, J. R. 2000, *A & A* 357, 931
- Duncan, D. K. 1991 *ApJ* 373, 250
- Flower, P. J. 1977 *A & A* 54, 31
- Garcia Lopez, R. J., Rebolo, R., Martin, E. L. 1994, *A & A* 282, 518
- Gri n, R. F. 1989, *The Observatory* 109, 142
- Gri n, R. F. 1990, *JApA* 11, 491
- McClure, R. D., Woodsworth, A. W. 1990, *ApJ* 352, 709
- Moon, T. 1985, *Comm. University of London Observatory* No. 78
- Memilliod, J.-C., Mayor, M., Andersen, J., Nordstrom, B., Lindgren, H., Duquennoy, A. 1989, *A & A* 79, 11
- Pasquini, L., Brocato, E., Pallavicini, R. 1990, *A & A* 234, 277
- Pilachowski, C. A., Saha, A., Hobbs, L. M. 1988, *PASP* 100, 474
- Pinsonneault, M. H., Kawaler, S. D., Soa, S., Demarque, P. 1989, *ApJ* 338, 424
- Pinsonneault, M. H., Kawaler, S. D., Demarque, P. 1990, *ApJS* 74, 501
- Randich, S., Giammappa, M. S., Pallavicini, R. 1994, *A & A* 283, 893
- Randich, S., Martin, E. L., Garcia Lopez, R. J., Pallavicini, R. 1998, *A & A* 333, 591
- Randich, S., Gratton, R., Pallavicini, R., Pasquini, L., Carretta, E. 1999, *A & A* 348, 487
- Spite, M., Pasquini, L., Spite, F. 1994, *A & A* 290, 217
- Strassmeier, K. G., Hall, D. S., Zeilik, M., Nelson, E., Eker, Z., Fekel, F. C. 1988, *A & A* 72, 291
- Strassmeier, K. G., Hall, D. S., Fekel, F. C., Scheck, M. 1993, *A & A* 300, 173
- Zahn, J. P. 1977, *A & A* 57, 383
- Zahn, J. P. 1994, *A & A* 288, 829

Table 1. Lithium abundances, rotational velocities and orbital parameters for binary systems with evolved component

HD	ST	B - V	$v \sin i$	A_{Li}	P_{orb}	e	Ref
28	K 1 III	1.04	3.0	0.4	72.93	0.27	a
352	K 2 III	1.38	22.0	0.6	96.439	0.04	a
1833	K 1 III	1.13	16.3	0.1	35.100	0.04	b
2261	K 0 III	1.09	1.0	0.1	3848.83	0.34	a
7672	G 5 IIIe	0.90	1.0	0.5	56.8147	0.04	a
12923	K 0 III	0.90	2.0	0.8	5302	0.432	e
19754	G 8 III-IV	1.12	7.0	0.4	48.263	0.1	c
22905	G 8 III	0.88	0.8	0.8	91.629	0.0	a
23817	K 2 III	1.13	0.0	0.0	1911.5	0.21	a
34802	K 1 IIIp	1.09	0.8	0.9	19.310	0.0	b
37297	G 8-K 0 III	0.83	2.0	0.1	180.87	0.51	a
38099	K 4 III	1.47	5.9	< 1.1	143.03	0.06	a
43821	G 5 III	0.87	3.0	1.5	1325	0.44	a
46407	K 0 III	1.11	3.0	0.2	457.7	0.0	a
49293	K 0 IIIa	1.11	2.0	0.2	1760.9	0.40	a
50310	K 1 III	1.20	2.2	0.3	1066.0	0.09	a
58972	K 3 III	1.22	1.8	0.4	389.0	0.31	a
59717	K 5 III	1.52	3.0	< 2.0	257.8	0.17	a
61245	K 2 III	1.16	36.0	0.3	11.761	0.01	b
79910	K 2 III	1.17	2.0	0.1	922	0.29	a
81410	K 1 III	1.02	26.1	1.4	12.8683	0.0	a
82674	K 0 III	1.17	1.0	0.1	830.4	0.15	a
83240	K 1 III	1.05	2.0	1.4	2834	0.32	a
83442	K 2 IIIp	1.16	6.0	0.4	52.270	0.13	b
88284	K 0 III	1.01	1.9	0.4	1585.8	0.14	a
92214	G 7.5 III	0.92	2.0	0.4	1200	0.1	a
94363	K 0 III+	0.90	1.0	0.6	1166	0.38	a
102928	K 0 III	1.06	1.0	0.3	486.7	0.31	a
112048	K 0 III	1.09	1.9	0.1	1027	0.32	a
112985	K 2 III	1.18	1.0	0.3	847	0.4	a
119834	G 9 III	0.96	2.0	0.8	437.00	0.13	a
120901	K 0 III	1.08	5.0	0.2	2283.0586	0.49	a
133461	K 2 III	1.16	2.0	0.3	725.5	0.29	a
136905	K 1 III	1.03	35.6	0.0	11.1345	0.00	a
139137	G 8 III	0.72	2.0	0.8	259.81	0.378	f
145206	K 4 III	1.45	2.0	0.3	2084.8	0.55	a
147508	K 2 III	1.33	1.0	< 0.8	922.8	0.37	a
156731	K 3 III	1.45	5.0	1.0	794.5	0.69	a
158837	G 8 III	0.84	3.5	1.4	418.242	0.20	a
162391	G 8 III	1.13	8.0	0.3	217.440	0.0	d
162596	K 0 III	1.12	3.0	0.3	467.2	0.0	a
165141	G 8-K 0 III	1.01	2.0	0.4	5200.	...	c
168339	K 4 III	1.48	2.0	< 1.5	2214	0.26	a
169156	G 9 IIIb	0.94	5.0	0.8	2373.7911	0.10	a
169689	G 8 III-IV	0.92	7.0	0.8	385	0.31	a
169985	G 0 III	0.50	3.0	1.3	386.0	0.47	a
172831	K 0-1 III	1.00	1.3	0.7	485.3	0.21	a
175515	K 0 III	1.04	1.4	1.0	2994	0.24	a
176411	K 1 III	1.08	2.1	0.2	1270.6	0.27	a
178717	K 4 III	1.88	1.0	0.95	2866	0.434	g
179950	F 2+ F 1 III	0.55	5.0	0.7	10.7786	0.47	a
181391	G 8 III-IV	0.92	2.8	< 1.0	266.544	0.83	a
181809	K 2 III	1.17	5.1	0.8	13.048	0.05	c
182776	K 2/K 3 III	1.17	2.0	0.2	45.180	0.02	c
185510	K 0 III-IV	0.84	16.0	0.6	20.660	0.10	b

Table 1.(continued)

HD	ST	B - V	$v \sin i$	A_{Li}	P_{orb}	e	Ref
188981	K 1 III	1.05	2.0	0.1	62.877	0.34	a
194184	K 3 III	1.36	4.0	0.5	117.776	0.24	a
196574	G 8 III	0.95	3.7	0.5	205.2	0.0	a
202134	K 1 IIIp	1.12	8.0	0.3	63.09	0.52	c
204128	K 1 III	1.12	5.0	0.8	22.349	0.12	c
202447	G 0 III+	0.53	20.0	0.6	98.81	0.04	a
205249	K 1 IIIp	1.08	7.3	1.0	49.137	0.08	c
205478	K 0 III	1.00	2.0	0.1	1020	0.4	a
211416	K 3 III	1.39	2.0	0.5	4197.7	0.39	a
213428	K 0 III	1.08	4.0	0.1	2866	0.5	a
217188	K 0 III	1.08	3.0	0.5	47.121	0.50	c
218670	K 1 III	1.02	3.0	1.0	409.614	0.66	a
223617	G 9 III	1.16	2.0	< 0.0	1301	0.098	g

a - Batten et al. (1989); b - Strassmeier et al. (1988); c - Strassmeier et al. (1993); d - Merilliod et al. (1989); e - Grinin (1989); f - Grinin (1990); g - McClure et al. (1990)