

# Dynamical Quenching of the $\alpha^2$ Dynamo

George B. Field<sup>1</sup> and Eric G. Blackman<sup>2</sup>

1. Harvard-Smithsonian Center for Astrophysics, 60 Garden St., Cambridge MA, 02138

2. Department of Physics & Astronomy, and Laboratory  
for Laser Energetics, University of Rochester, Rochester NY, 14627  
(submitted to ApJ)

## Abstract

We present a two-scale approximation for the dynamics of a nonlinear  $\alpha^2$  dynamo. Solutions of the resulting nonlinear equations agree with the numerical simulations of Brandenburg (2001), and show that  $\alpha$  is quenched by the buildup of magnetic helicity at the forcing scale  $l=k_2$  as the effect transfers it from the large scale  $l=k_1$ . For times  $t > (k_1=k_2)R_{M,2}$  in eddy turnover units (where  $R_{M,2}$  is the magnetic Reynolds number of the forcing scale),  $\alpha$  is resistively limited in the form predicted for the steady-state case. However, for  $t \ll R_{M,2}$ ,  $\alpha$  takes on its kinematic value, independent of  $R_{M,2}$ , allowing the production of large-scale magnetic energy equal to  $k_1=k_2$  times equipartition. Thus the dynamical theory of  $\alpha$  predicts substantial "fast" growth of large-scale field despite being "slow" at large times.

Subject Headings: MHD; turbulence; ISM: magnetic fields; galaxies: magnetic fields; stars: magnetic fields; methods: numerical

## 1. Introduction

Large-scale magnetic fields are often interpreted in terms of the equations of Mean-Field Magnetohydrodynamics (Krause & Radler 1980):

$$\partial_t \overline{\mathbf{B}} = \nabla \times \overline{\mathbf{B}} + (\alpha + \beta) \nabla^2 \overline{\mathbf{B}}; \quad (1)$$

$$\{ 2 \{$$

where  $\overline{B}$  is the mean (or large-scale) magnetic field,

$$= \frac{c^2}{4} \quad (2)$$

is the magnetic diffusivity in terms of the resistivity  $\eta$ , and  $\alpha$  and  $\beta$  are parameters of the underlying MHD turbulence. Steenbeck et al. (1966) showed that if the turbulence is isotropic and incompressible, and the back reaction of  $\overline{B}$  is neglected,

$$= \frac{1}{3} \langle \mathbf{v} \times \mathbf{r} \cdot \mathbf{v} \rangle \quad (3)$$

and

$$= \frac{1}{3} \langle \mathbf{v}^2 \rangle : \quad (4)$$

Here  $\tau$  is a typical correlation time of the flow  $\mathbf{v}$ , and  $\frac{1}{2} \langle \mathbf{v} \times \mathbf{r} \cdot \mathbf{v} \rangle$  is its kinetic helicity, a measure of the net handedness of cyclonic motions (Parker 1955, 1979).  $\langle \mathbf{v} \cdot \nabla \mathbf{v} \rangle$  represents turbulent diffusion of  $\overline{B}$ . In this paper, the brackets and overbar represent spatial averages.

As  $\overline{B}$  grows, it exerts a backreaction on the turbulent flow, and equations (3) and (4) must be modified to account for this. A number of attempts to describe the corresponding saturation of  $\overline{B}$ , or "quenching", have been made. As part of a general study of homogeneous, isotropic, helical MHD turbulence, Pouquet, Frisch and Léorat (1976; hereafter PFL) used the Eddy Damped Quasi-Normal Markov (EDQNM) approximation to derive evolution equations for the spectra of kinetic energy, magnetic energy, kinetic helicity, and magnetic helicity (defined as  $\mathbf{h} \cdot \mathbf{A}$ , with  $\mathbf{A}$  the vector potential). They then solved a number of initial-value problems for these spectra, and found an effect like that predicted by Steenbeck et al. (1966). By expanding in terms of a small quantity  $a$ , they found that appropriate for a field having a large scale  $k^{-1}$  is

$$\langle \mathbf{h} \cdot \mathbf{A} \rangle(k) = \frac{2}{3} \int_{k=a}^{Z_1} k q q \langle \mathbf{H}_q^V \cdot \mathbf{H}_q^C \rangle dq; \quad (5)$$

where  $H_q^v$  is the spectrum of the small-scale kinetic helicity

$$H^v = \frac{1}{2} \langle \mathbf{v} \cdot \nabla \mathbf{v} \rangle ; \quad (6)$$

$H_q^c$  is the spectrum of the small-scale current helicity

$$H^c = \frac{1}{2} \langle \mathbf{b} \cdot \nabla \mathbf{b} \rangle ; \quad (7)$$

(where the small-scale field  $\mathbf{b}$ , like other magnetic fields in this paper, is in velocity units), and  $\tau_{qq}$  is the relaxation time for the interaction of two wave numbers  $q$  and  $q^0 = q$  to excite  $k = q$ . Equation (5) is appropriate for the case that the lower limit of  $q$ ,  $k=a$ , is much larger than  $k$ , the wave number of the large-scale field. If one replaces  $\tau_{qq}$  by  $\tau$ , the first term in (5) agrees with (3). However, the second term in (5) is new, and its physical significance was discussed in PFL. It will play an important role in what follows.

Gruzinov and Diamond (1994, hereafter GD, 1995, 1996) and Bhattacharjee and Yuan (1995, hereafter BY) recognized that the current helicity term in (5) and (7) is related to magnetic helicity, a conserved quantity in ideal MHD, and exploited that fact to find how it is quenched for a closed system when it has reached a steady state. In this paper, we also link the current helicity contribution to  $\tau$  with the equation for magnetic helicity evolution, but in addition to considering a steady state, we solve the time-dependent problem. As will be discussed, the results ultimately lead to different conclusions than those of GD and BY.

There is an important assumption built into our approach: we assume that the PFL current helicity contribution to  $\tau$  represents the current helicity to all orders in the mean field, not the zeroth-order quantities that appear in the formalism of Field, Blackman and Chou (1999, hereafter FBC), who expanded turbulent quantities about an isotropic state with  $\overline{\mathbf{B}} = 0$ . However, we have been unable to prove that this assumption is correct. This issue is addressed in Blackman & Field (1999), where it is shown that the current helicity

that formally appears as a correction in GD and BY should really be the zeroth-order contribution as in FBC. It turns out, however, that the success of the dynamical theory described below depends crucially on ignoring this ordering ambiguity.

In section 2 we discuss the model of PFL and produce a two-scale simplification of their equations. (This is supplemented by Appendix A). In section 3 we solve the resulting time-dependent equations for large-scale field growth and show that the results agree well the numerical simulations of Brandenburg (2001, Hereafter B01). In section 4 we compare our results to the implications of previous quenching models (and supplement this by Appendix B). We conclude in section 5.

## 2. Using PFL in a Two-Scale Approximation

PFL studied the spectra of kinetic energy,

$$E^V = \frac{1}{2} \sum_k^D v^2; \quad (8)$$

magnetic energy

$$E^M = \frac{1}{2} \sum_k^D B^2; \quad (9)$$

kinetic helicity  $H^V$  (eq. 6), and magnetic helicity

$$H^M = \frac{1}{2} \mathbf{hA} \cdot \mathbf{r} = \frac{1}{2} \mathbf{A} \cdot \frac{1}{2} \mathbf{hA} \cdot \mathbf{B} \quad (10)$$

(Note the factor of 1/2 in (10).) It is easy to show that the spectrum of current helicity (eq. 7) is related to that of  $H^M$  by

$$H_k^C = k^2 H_k^M \quad (11)$$

Therefore the evolution of  $H_k^C$ , needed for evaluating according to (5), is tied to that of  $H_k^M$ .

Magnetic helicity conservation will play a role in what follows. Following Moffatt (1978), we can use the induction equation ( $\eta = 1$ ) in the form

$$\partial_t \mathbf{B} = \nabla \times \mathbf{E} = \nabla \times (\mathbf{v} \times \mathbf{B} + \nabla \mathbf{B}) \quad (12)$$

to show that

$$\partial_t \left( \frac{1}{2} \mathbf{A} \cdot \mathbf{B} \right) = \frac{1}{2} \nabla \cdot [\mathbf{B} (\nabla \cdot \mathbf{A}) + \mathbf{v} (\mathbf{A} \cdot \nabla \mathbf{B})] - \mathbf{B} \cdot \nabla \mathbf{B} : \quad (13)$$

With appropriate boundary conditions on  $\partial V$ , the average of the divergence over the volume  $V$  vanishes, and so

$$\partial_t H^M = -2 H^C ; \quad (14)$$

showing that if  $\eta = 0$ ,  $H^M$  is conserved. As shown by Moffatt (1978), this expresses the fact that the linkage between magnetic lines of force cannot change if they are frozen in the fluid. As we shall see, even though the total magnetic helicity is conserved if  $\eta = 0$ , it causes it to flow from small scales to large scales.

Equations (3.2) and (3.4) of PFL are

$$\partial_t + 2 k^2 E_k^M = k \cdot k E_k^V - E_k^M + 2 (\mathbf{k}) H_k^C - 2 (\mathbf{k}) k^2 E_k^M \quad (15)$$

and

$$\partial_t + 2 k^2 H_k^M = \frac{k}{k} H_k^V - H_k^C + 2 (\mathbf{k}) E_k^M - 2 (\mathbf{k}) H_k^C : \quad (16)$$

We have restored the Ohmic dissipation term  $2 k^2$  which appears in PFL Table 1, but which is omitted in PFL (3.2) and (3.4). We also have omitted  $\hat{\mathbf{k}}_k$ , which PFL state is a first-order correction to  $\mathbf{k}$ .

The numerical results of PFL show that if helical MHD turbulence is excited predominantly at a single wave number  $k_2$  (the outer scale of the turbulence), a pulse of excitation at  $k_1$ , say, moves toward smaller values (larger scales) in what is sometimes called

an inverse cascade. B01 has shown that this inverse cascade is non-local in the sense that the excitation jumps from  $k_2$  to  $k_1$ .

We are interested in applying (16) to the case  $k = k_1$ . Because according to (5)  $\epsilon(k_1)$  is based on helicity at  $k = k_1$ , and  $E^M(k_1)$  can be significant, the effect pumps magnetic helicity from  $k_2$  to  $k_1$ . As we will see later, if  $\epsilon$  is small magnetic helicity conservation requires that an equal and opposite amount of helicity must be established at  $k_2$ . Because of (11), the last term of (16),  $2(k)H_k^C$  has the same qualitative effect as  $2k^2H_k^M$ . The first term on the right is proportional to

$$k = \frac{4}{3}k \int_0^Z \epsilon_{ak} E_q^M dq; \quad (17)$$

which depends on the magnetic energy at  $k = k_1$ . In the numerical results of PFL there is a peak at  $k_1$ , with little energy at  $k < k_1$ . Hence we assume that the  $\epsilon_k$  term is negligible. Note that  $\epsilon(k) = \frac{1}{2} R$  and  $\epsilon(k) = \frac{V}{k}$  of PFL.

We may integrate of (15) and (16) over  $k$ , and approximate the results by

$$\partial_t E_1^M = 2k_1^2 H_1^M - 2(\epsilon + \epsilon_k) k_1^2 E_1^M \quad (18)$$

and

$$\partial_t H_1^M = 2E_1^M - 2(\epsilon + \epsilon_k) k_1^2 H_1^M; \quad (19)$$

where

$$E_1^M = \int_{k_1}^Z E_q^M dq \quad (20)$$

etc., in effect setting  $\epsilon(k_1)$  and  $\epsilon_k(k_1)$  equal to their values derived from contributions at  $k = k_2$ . (Note that  $\epsilon$  is dimensionally a speed and  $\epsilon_k$  a diffusivity. For magnetic and kinetic spectrum approximately Kolmogorov, the dominant contribution to both  $\epsilon$  and  $\epsilon_k$  comes from the forcing scale.) This two-scale approach, wherein the forcing scale is equal to the

scale at which the small scale field is peaked, is justified only when the forcing is sufficiently helical (Marron & Blackman 2002).

It is reassuring that (18) and (19) are exactly the equations one gets from two-scale theory applied to the small scale  $k_2$  and the large scale  $k_1$  (Appendix A). In what follows we will often use  $E_1^M = B_1^2/2$ , where  $B_1$  is the field at scale  $k_1^{-1}$ . Note that  $B_1$  can be used interchangeably with  $\overline{B}$ .

In the same spirit, we can replace  $k_{qq}$  in (5) by a typical value related to the peak at  $k_2$ , to obtain

$$= \frac{2}{3} H_2^V - H_2^C : \quad (21)$$

### 3. Dynamical quenching and comparison to numerical simulations

Here we show that the solutions of the equations in the two-scale formalism of the previous section agree well with the numerical results of B01. B01 studied the dynamo effect in a nearly incompressible conducting fluid with periodic boundary conditions.  $B_1$  is allowed to grow at various wave numbers  $k$ , consistent with the boundary conditions, as a result of the effect, thus simulating a non-linear  $\alpha^2$  dynamo. The results of B01 are qualitatively similar to the numerical results of PFL, in that a pulse of excitation propagates to large scales. As B01 kept  $H_2^V$  approximately constant by driving the MHD turbulence with a helical force, in the light of (21), (18) and (19) become

$$\partial_t E_1^M = 2\epsilon_0 + \frac{2}{3} k_2^2 H_2^M - k_1^2 H_1^M - 2(\epsilon_0 + \epsilon_1) k_1^2 E_1^M \quad (22)$$

and

$$\partial_t H_1^M = 2\epsilon_0 + \frac{2}{3} k_2^2 H_2^M - E_1^M - 2(\epsilon_0 + \epsilon_1) k_1^2 H_1^M ; \quad (23)$$

where

$$\alpha_0 = \frac{2}{3} H_2^V = \text{const.} \quad (24)$$

Remarkably, the nonlinear differential equations (22) and (23) have a force-free solution for  $B_1$  in which

$$E_1^M = k_1 H_1^M : \quad (25)$$

Thus, (23) and (24) reduce to one equation that  $H_1$  must satisfy, namely

$$\partial_t H_1^M = 2k_1 \alpha_0 + \frac{2}{3} k_2^2 H_2^M H_1^M - 2(\alpha_0 + \frac{2}{3}) k_1^2 H_1^M : \quad (26)$$

To solve (26) and (27), we express  $H_2^M$  in terms of  $H_1^M$ . To do this, we use the conservation of magnetic helicity, (14), in the form

$$\partial_t H_1^M + \partial_t H_2^M = -2 k_1^2 H_1^M + k_2^2 H_2^M : \quad (27)$$

Equations (26) and (27) are the coupled equations in  $H_1^M$  and  $H_2^M$  which need to be solved.

If  $H_2^M$  is small,  $H_1^M$ , and hence the large-scale field  $B_1$  grows exponentially, driven by the first term on the right hand side of (26). The magnetic helicity conservation equation (27) shows that, for small  $H_2^M$ , growth of  $H_1^M$  is not free, but comes at the expense of growing  $H_2^M$  with the opposite sign. This decreases the value of  $\alpha_0$  in (26). This "quenching" slows the growth of  $H_1^M$ , leading to a steady state when the right-hand side of (26) vanishes.

To solve (26) and (27), we rewrite them in dimensionless form. We define the dimensionless magnetic helicities  $h_1 = 2H_1^M / k_2 v_2^2$  and  $h_2 = 2H_2^M / k_2 v_2^2$  and write time in units of  $1/k_2 v_2$ . We also define  $R_M = (v_2/k_1) = \alpha_0$ . (Note that this definition of  $R_M$  is based on the forcing-scale RMS velocity but on the large scale,  $k_1^{-1}$ . We will later employ a second magnetic Reynolds number  $R_{M,2} = R_M (k_1=k_2)$ .) We also need a prescription for  $\alpha_0$  and for  $\alpha_1$ . We assume that the kinetic helicity is forced maximally, and we take  $\alpha_0 = 2/k_2 v_2$  implying that  $\alpha_0 = 2v_2/3$ . Unfortunately, a rigorous prescription for  $\alpha_1$  in 3-D is lacking, but as in B01, we will consider two cases,  $\alpha_1 = \alpha_0 = \alpha_0$  and  $\alpha_1 = \alpha_0 = v_2/k_2$ .

Using the above scalings we can replace (26) and (27) with dimensionless equations given by

$$\partial_t h_1 = \frac{4}{3} \frac{k_1}{k_2} h_1 (1 + h_2) - 2h_1 \left[ \frac{k_1}{k_2 R_M} + \frac{k_1^2}{k_2^2} (1 + q_2 h_2) \right] \quad (28)$$

and

$$\partial_t h_2 = \frac{4}{3} \frac{k_1}{k_2} h_1 (1 + h_2) + 2h_1 \frac{k_1^2}{k_2^2} (1 + q_2 h_2) - \frac{2}{R_M} \frac{h_2 k_2}{k_1}; \quad (29)$$

where  $q_2 = 0$  in the above equations corresponds to  $\dot{h}_2(t) = \dot{h}_2(0) = \text{constant}$ , and  $q_2 = 1$  corresponds to  $\dot{h}_2(t) = \dot{h}_2(0) = 0$ . Solutions of these coupled equations are shown in Figs. 1-4. The key parameters are  $k_2=k_1$ ,  $R_M$ , and  $q_2$ . In the figures, we have also compared these results to the empirical fits of numerical simulations in B01. We have taken  $h_1(t=0) = 10^{-3}$ , but the sensitivity to  $h_1(0)$  is only logarithmic (see (35) below). In Fig. 1, we have used  $k_2=k_1 = 5$ , following B01, and in Fig. 2 we have used  $k_2=k_1 = 20$ .

In the figures, the solid lines represent our numerical solutions to (28) and (29), whereas the dotted lines represent the formula given in B01, which is an empirical fit to simulation data assuming that  $\dot{h}_1$  and  $\dot{h}_2$  are prescribed according to (32) and (33) below. More explicitly, B01 found that the growth of  $\overline{B}^2$  was well described by the formula

$$\frac{B_1^2 - B_{1,0}^2}{(1 - B_1^2/B_{1,\text{sat}}^2)^{1 + \frac{0.5 k_1 - k_1^2/4}{k_1^2}}} = e^{2(0.5 k_1 - k_1^2/4)t}; \quad (30)$$

where  $B_{1,0} = B_1(t=0)$ . This can be rewritten using the notation above as a dimensionless equation for  $t$  in units of  $(k_2 v_2)^{-1}$ , namely

$$t = \frac{k_2}{2k_1} \frac{\text{Ln}[(h_1=h_0)(1 - h_1 k_1^2/k_2^2)^{R_M (k_1=k_2-2=3)^{-1}}]}{2=3 \quad k_1=k_2}: \quad (31)$$

Note that (30) and (31) correspond to  $\dot{h}_1$  and  $\dot{h}_2$  quenching of the form

$$\dot{h}_i = \frac{0}{1 + s_B B_1^2/v_2^2} \quad (32)$$

and

$$= \frac{0}{1 + s_B B_1^2 = v_2^2}; \quad (33)$$

where  $s_B = R_M (k_1=k_2) (2=3 \quad k_1=k_2) = R_M / 2 (2=3 \quad k_1=k_2)$ , and  $R_M / 2 = v_2 = k_2$ . Eqns. (32) and (33) are derived from those in B01 by re-scaling Eq. (55) of B01 with our notation. It can also be shown directly that, up to terms of order  $1=R_M$ , (31) is consistent with that derived by substituting (32) and (33) into (28) and solving for  $t$ . Note that in contrast to the suggestion of B01, it is actually the forcing-scale magnetic Reynolds number,  $R_M / 2$ , that plays a prominent role in these formulae.

The solutions of (28) and (29) are subtle and interesting. Some insight can be gained by their sum

$$\partial_t h_1 + \partial_t h_2 = \frac{2}{R_M} \left( \frac{h_1 k_1}{k_2} + \frac{h_2 k_2}{k_1} \right); \quad (34)$$

which corresponds to (27), the conservation of total magnetic helicity. If we make the astrophysically relevant assumption that  $R_M \gg 1$ , the right hand side of (27) is small for all  $h_1$  and  $h_2$ . It follows that  $\partial_t (h_1 + h_2) = 0$  and for  $h(t=0) = 0$ , this implies  $h_2 = -h_1$ . In this period, we can self-consistently ignore  $1=R_M$  in (28). If  $q_2 = 1$ , this phase ends when  $h_2 = 1$ , so that  $h_1 = -1$ . This is manifested in figure 3.

This kinematic phase precedes the asymptotic saturation of the dynamo investigated by other authors, in which all time derivatives vanish exactly. For this to happen, the right hand side of (34) must vanish, which is equivalent to demanding that  $h_2 = (k_1=k_2)^2 h_1$ . Since the right hand sides of (28) and (29) are proportional to  $1 + h_2$  when terms of order  $1=R_M$  are neglected, their vanishing requires that  $h_2 = -1$ , and therefore, that  $h_1 = (k_2=k_1)^2$ . This is observed in figures 1 and 2. The asymptotic saturation (when the

eld growth ceases) takes a time of order  $t_{\text{sat}} = R_M k_2 = k_1$ , which in astrophysics is often huge. Thus, although in principle it is correct that  $\eta$  is resistively limited (as seen from our solutions in figures 4 & 5) as suggested by BY, GD, Vainshtein & Cattaneo (1992) and Cattaneo & Hughes (1994), this is less important than the fact that for a time  $t_{\text{kin}} < R_M$  the kinematic value of  $\eta$  applies. The time scale  $t_{\text{kin}}$  here is given by a few kinematic growth time scales for the  $\eta^2$  dynamo, more specifically,

$$t_{\text{kin}} = \frac{\ln [1+h_1(0)](k_2=k_1)}{(4-3-2k_1=k_2)}: \quad (35)$$

For  $h_1(0) = 0.001$ ,  $k_2=k_1 = 5$ ,  $t_{\text{kin}} = 37$ , as seen in Fig 3.

Note that  $t_{\text{kin}}$  is sensitive to  $k_2=k_1$  and independent of  $R_M$ . Figure 3 shows that there is significant disagreement in this regime with (32), but this formula was used in B01 only to model the regime  $t > R_M$ , so the result is not unexpected. We can see from the solution for  $\eta$  itself that indeed our solutions do match (32) for  $t > R_M$  (figures 4 and 5). Figure 4 shows the difference in the  $\eta$  along with (33) for the two values  $R_M = 10^2$  and  $R_M = 10^3$ . Notice again the disagreement with the formula (32) until  $t = R_M$ , and agreement afterward. This marks the time at which the resistive term on the right of (28) becomes competitive with the terms involving  $(1+h_2)$ . A asymptotic saturation does not occur until  $t = t_{\text{sat}} = R_M k_2 = k_1$  as described above.

Finally, note that  $q_2$  corresponds to  $\eta = 0$ . In general, this leads to a lower value of  $h_1$  in the asymptotic saturation phase because this enforces zero saturation of  $\eta$ , whereas there is still some saturation of  $\eta$  in this limit. (Note that  $q_2 = 0$  corresponds to the case of GD discussed further in appendix B.) For large  $k_2=k_1$  the solutions of (28) and (29) are insensitive to  $q_2 = 0$  or  $q_2 = 1$ . This is because the larger  $k_2=k_1$ , the smaller the influence of the  $q_2$  terms in (28) and (29). This is highlighted in figure 6 where the result for  $q_2 = 0$  is plotted with the B01  $\eta$ . This suggests that for large-scale separation, the magnetic energy

saturation is insensitive to the form of quenching. However, in real dynamics, magnetic flux and not just magnetic energy may be needed, so the insensitivity can be misleading because it is needed to remove flux of the opposite sign. From the low  $k_2=k_1$  cases, it is clear that that  $q_2 = 1$  is a better fit to the simulations of B01.

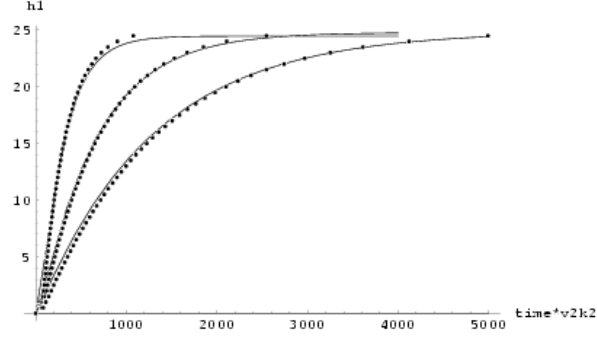


Figure 1: Solution for  $h_1(t)$ ,  $f_h = 1$ ,  $q_2 = 1$ . Here  $k_2=k_1 = 5$  and the three curves from left to right have  $R_M = 100; 250; 500$  respectively. The dotted lines are plotted from the formula used to quasi-empirically fit the simulations in B01 as described in the text.

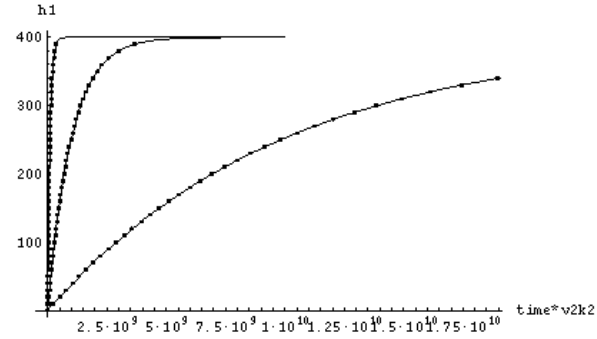


Figure 2: Solution for  $h_1(t)$ ,  $f_h = 1$ ,  $q_2 = 1$ . Here  $k_2=k_1 = 20$  and the three curves from left to right have  $R_M = 10^7; 10^8; 10^9$  respectively. The dotted lines are plotted from the formula for used to quasi-empirically fit simulations of B01.

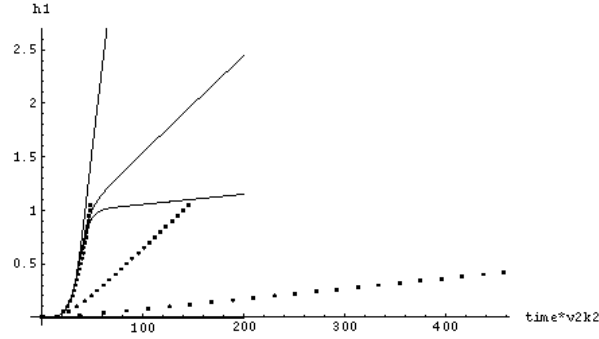


Figure 3: The early-time solution for  $h_1(t)$ ,  $f_h = 1$ ,  $q_2 = 1$ . Here for  $k_2=k_1 = 5$ , and  $R_M = 10^2; 10^3; 10^4$  from left to right respectively. Notice the significant departure from the formula of B01 at these early times. For  $t < t_{\text{kin}}$  there is no dependence on  $R_M$  and the growth proceeds kinematically.

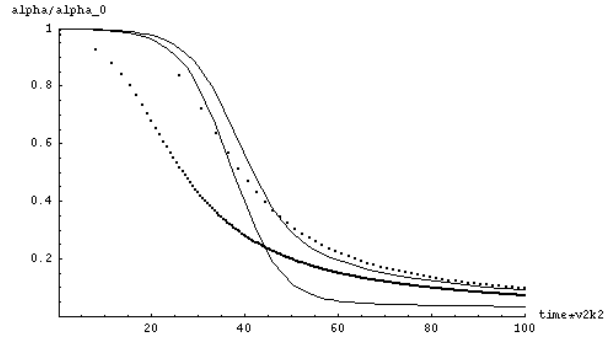


Figure 4: Solution of  $\alpha = \alpha_0(t)$  for  $h_1(t)$ ,  $f_h = 1$ ,  $q_2 = 0$ . Here  $k_2=k_1 = 5$  and the solid lines are our solutions for  $R_M = 10^2$  (top curve) and  $R_M = 10^3$  (bottom curve) respectively. The top and bottom dotted curves are from (32), interpreted from Ref. B01. Notice the longer kinematic phase for our solutions, the overshoot, and the convergence of the solution for  $R_M = 10^2$  with that of (32) at  $t = R_M$ .

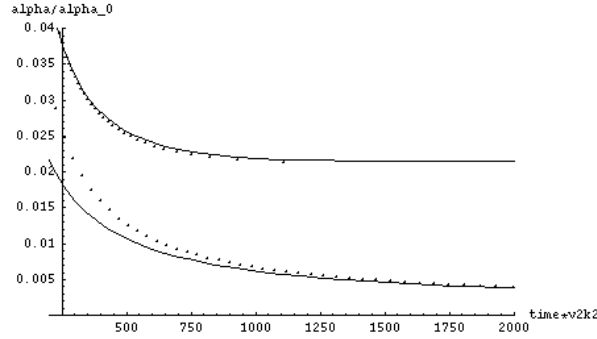


Figure 5: This is the extension of Figure 5 for later times. Notice the convergence of the  $R_M = 10^3$  solution to (32) near  $t = R_M$ .

Figure 6 (separate file): Solution for  $h_1(t)$ ,  $f_h = 1$ ,  $q_2 = 0$ . Here  $k_2 = k_1 = 50$  and the three curves from left to right have  $R_M = 10^2; 10^3; 10^4$  respectively. The dotted lines are plotted from the formula used to quasi-empirically fit simulations of Ref. B01. For such large  $k_2 = k_1$  the fit to the data is only weakly sensitive to whether  $q_2 = 1$  or  $q_2 = 0$ .

#### 4. Implications and Comparison to Previous Work

The physical picture of the quenching process just described is this: helical turbulence is forced at  $k_2$  ( $= 5$  in B01), and kept approximately constant by forcing. Hence  $\omega_0 = 2 H_2^V = 3 = \text{const.}$  If  $H_1^M$ , the magnetic helicity at  $k_1$  (which reaches 1 here as a result of boundary conditions), is initially small so that  $\mathcal{H} k_1^2 H_1^M = 3 \int \omega_0 \mathbf{j} \cdot \mathbf{e}_0 \mathbf{j}$  (26) (or (28)) shows that it will be exponentially amplified provided that the damping due to  $\nu + \eta$  does not overcome the effect. Initially,  $\omega_0 = \omega_0$ , acting like a pump that moves magnetic helicity from  $k_2$  to  $k_1$  and driving the dynamo. This kinematic phase lasts until  $t_{\text{kin}}$  as given by (35). Eventually, the growing  $H_1^M$  results in a growing  $H_2^M$  of opposite sign, which reduces through  $H_2^C$ .  $R_M$ -dependent quenching kicks in at  $t = t_{\text{kin}}$ , but it is not until  $t = R_M$

that the asymptotic formulae (32) and (33) are appropriate. A asymptotic saturation, defined by the time at which  $B_1$  approaches its maximum possible value of  $(k_2=k_1)^{1=2}v_2$ , occurs at  $t = t_{\text{sat}} = R_M k_2=k_1$ . For  $t > R_M$  our numerical solution, like the full numerical simulations of B01, is well fit by the in (32) with a corresponding of (33). Our two-scale approach is also consistent with B01 in that magnetic helicity jumps from  $k_2$  to  $k_1$  without filling in the intermediate wavenumbers.

The emergence of the time scale  $t_{\text{kin}}$  is interesting because it shows how one can misinterpret the implications of the asymptotic quenching formula (32) and (33). These formulae are appropriate only for  $t > R_M$ . The large-scale field actually grows kinematically up to a value  $B_1 = (k_1=k_2)^{1=2}v_2$  by  $t = t_{\text{kin}}$  and ultimately up to  $B_1 = (k_2=k_1)^{1=2}v_2$  by  $t = t_{\text{sat}}$ . For large  $R_M$ , these values of  $B_1$  are both much larger than the quantity  $v_2=R_M^{1=2}$ , which would have been inferred to be the saturation value if one assumed (32) and (33) were valid at all times.

Dynamical quenching or time-dependent approaches recognizing the current helicity as a contributor to have been discussed elsewhere (Zeldovich et al. 1983, Kleorin et al. 2000, Rogachevskii & Ruzmaikin 1995, Kleorin & Rogachevskii 1999 see also Ji 1999; Ji and Prager 2001), but here we have specially linked the PFL correction to the helicity conservation in a simple two-scale approach. Other quenching studies for closed systems such as Cattaneo & Hughes (1994) and BY advocated values of which are resistively limited and of a form in agreement with (32) but with the assumption of a steady  $B_1$ . Assuming (21), and using (26) and (27) in the steady state, their formulae can be easily derived. However, one must also have a prescription for  $\eta$ . If  $\eta$  is proportional to  $\eta_0$ , then formulae like (32) and (33) emerge. If  $\eta(t) = \eta_0$ , as in GD, then a formula for  $\eta$  without resistively limited quenching emerges (this requires a re-interpretation of their formulae (see appendix B)). On the other hand, we have shown that for large  $k_2=k_1$ , the dynamo quenching

is largely insensitive to  $\eta$ .

An important point to re-emphasize is that even when resistive quenching formulae are found from steady-state analyses, this does not necessarily reflect the saturation value of  $B_1$ . The fact that there exists a kinematic regime up until  $t_{\text{kin}}$  means that by the time formulae like (32) and (33) are valid, the field may have already grown substantially, as we have shown. That being said, all of our analysis here is for the growth of magnetic energy to saturation for the simple  $k^2$  dynamo in a box as in B01. In such a system, the magnetic energy can saturate at super-equipartition values because it is force free. The extent to which these idealized studies apply to real astrophysical systems with boundaries, shear, and stratification, or to dynamo cycle periods, still remains to be seen.

## 5. Conclusion

We have shown that the evolution equations of PFL, together with their formula for  $\tau_{\text{kin}}$ , leads to dynamical quenching from the  $\eta$ -induced flow of magnetic helicity from small to large scales; the associated buildup of small-scale current helicity of the opposite sign eventually suppresses  $\eta$ . This simple  $k^2$  dynamo process can be modeled using a two-scale formalism. We have identified a time scale  $t_{\text{kin}}$  up to which the dynamo in a periodic box operates independently of  $R_M$  and grows to large values, of order  $(k_1=k_2)^{1/2} v_2$ . At later times, the dynamo becomes slow. The dynamo coefficients become resistively limited, depending strongly on  $R_M$ . Our solutions agree with the numerical simulations of B01 for the regime of  $t > R_M$ , where B01 showed that (32) fits the data.

## Acknowledgments

We thank the ITP at UC Santa Barbara and its participants for stimulating interactions during the Spring 2000 workshop on astrophysical turbulence. In particular, we thank A.

Brandenburg, S. Cowley, R. Kulsrud, J. Maron, and P. Diamond for discussions. We also warmly thank the participants of the memorable Virgin Gorda MHD turbulence Workshop of Dec 2001, namely A. Brandenburg, R. Kulsrud, J. Maron, B. Mattheaus, and A. Pouquet for the intense and extended discussions which have directly influenced the revised version of this paper. EB acknowledges support from DOE grant DE-FG 02-00ER 54600.

## Appendix A : The Equivalence of PFL and Two-Scale Theory

Here we show that (18) and (19) also follow from two-scale theory. Multiplying (1) by  $\overline{B}$  gives

$$\begin{aligned} \partial_t \frac{1}{2} \overline{B}^2 &= \overline{B} \cdot \nabla \overline{B} \cdot (\nabla + \nabla) \overline{B}^2 \overline{r} \\ &= \overline{B} \cdot \nabla \overline{B} + (\nabla + \nabla) \overline{B} \cdot \nabla \overline{r} \cdot \overline{B} \\ &\doteq \overline{B} \cdot \nabla \overline{B} \cdot (\nabla + \nabla) (\nabla \overline{B}^2); \end{aligned} \quad (\text{A } 1)$$

where  $\doteq$  means equal to within a divergence; from (13), it is the true equality for the indicated boundary conditions. Now let  $k_1^{-1}$  be the scale of  $\overline{B}$ . Then

$$\begin{aligned} \overline{B} \cdot \nabla \overline{B} &= \overline{B} \cdot \nabla \overline{B} \\ &= 2H_1^C = 2k_1^2 H_1^M; \end{aligned}$$

and

$$\nabla \overline{B}^2 = 2k_1^2 E_1^M; \quad (\text{A } 2)$$

Thus (A 1) becomes

$$\partial_t E_1^M = 2 k_1^2 H_1^M - 2 (\nabla + \nabla) k_1^2 E_1^M \quad (\text{A } 3)$$

in agreement with (18).

From (13)

$$\partial_t \frac{1}{2} \overline{A} \cdot \nabla \overline{B} \doteq \overline{E} \cdot \nabla \overline{B}; \quad (\text{A } 4)$$

Since from (1) and (12)

$$\overline{E} = \overline{B} + (\alpha + \beta)r \overline{B} ; \quad (A :5)$$

$$\partial_t \frac{1}{2} \overline{A} \overline{B} = \overline{B}^2 - (\alpha + \beta) \overline{B} - r \overline{B} \quad (A :6)$$

or

$$\partial_t H_1^M = 2 E_1^M - 2(\alpha + \beta) k_1^2 H_1^M ; \quad (A :7)$$

in agreement with (19). We conclude that if the Alfven effect is omitted, and the field is concentrated at  $k_1$  and  $k_2$ , equations (3.2) and (3.4) of PFL are equivalent to the two-scale approximation.

## Appendix B Reinterpretation of GD Quenching Formula

GD (1994) were the first to use the conservation of magnetic helicity to obtain a formula for  $\alpha$  in a closed system in a steady state. Their conclusion that  $\alpha$  saturates when  $B_1$  is of the order of  $R_m^{1/2} v_2$  stimulated the present investigation, for if correct, it would imply that the effect in the Galaxy would be useless in explaining any fields larger than  $10^{-16}$  Gauss, as  $R_m = 10^{20}$  in the interstellar medium. Taking their formula for  $\alpha$ , we show that their result was misinterpreted.

GD did not assume that  $B_1$  is constant in space, so we can use (19) with  $k_1 \neq 0$ . Because they assumed a steady state, we put  $\partial_t = 0$ , so that

$$E_1^M = H_1^C + H_1^C ; \quad (B :1)$$

which agrees with eq. (9) in GD (1994) (except for a sign error in the latter which is not propagated in the rest of their paper.)

From (21) and (24) we have

$$= \phi_0 + \frac{2}{3} H_2^C ; \quad (B.2)$$

so

$$H_2^C = \frac{3}{2} (\phi_0) ; \quad (B.3)$$

If  $t > t_{\text{sat}}$

$$H_1^C = H_2^C = \frac{3}{2} (\phi_0) ; \quad (B.4)$$

If we substitute (B.4) into the first term on the right-hand side of (B.1), we get

$$= \frac{\phi_0 + \phi_0 R_{M,2} \frac{r}{v_2}}{1 + R_{M,2}^2} ; \quad (B.5)$$

where

$$R = \frac{1}{3} B_1 = \frac{p_{1=2} \bar{R}_{M,2}^{1=2}}{v_2} B_1 ; \quad (B.6)$$

and we have used  $\phi_0 = 2k_2 v_2$  and  $\phi_0 = \phi_0 R_{M,2} = v_2 = 3k_2 R_{M,2}$ . Following GD (1994) we have put  $\phi_0 = \phi_0$ , where  $\phi_0$  is a constant.

(B.5) is the same as equation (4) of GD (1994), so their work is consistent with this paper for  $t > t_{\text{sat}}$ . However, GD (1994) went on to conclude that  $\phi$  saturates when  $B_1 = R_{M,2}^{1=2} v_2$ , apparently assuming from (B.5) that the criterion for saturation is  $R = 1$ .

However, one must be careful about the second term in (B.5). Recall that it is proportional to  $H_1^C$ , which is constrained by (B.4). When one substitutes  $H_1^C$  from (B.4) into the second term in (B.1), one finds that

$$= \frac{\phi_0}{1 + \frac{R_{M,2}^2}{1 + R_{M,2}^2}} = \frac{\phi_0}{1 + \frac{R_{M,2}^2}{1 + R_{M,2}^2} \frac{B_1}{v_2}} ; \quad (B.7)$$

so that  $\phi$  saturates not at  $B_1 = R_{M,2}^{1=2} v_2$ , but at

$$B_{1,\text{sat}} = \frac{1 + R_{M,2}^{1=2}}{R_{M,2}^{1=2}} v_2 ; \quad (B.8)$$

or, as  $R_{M,2}$  gets large

$$B_{1,\text{sat}} v_2 ; \quad (\text{B } 9)$$

rather than being resistively limited as GD suggest.

However, if instead of  $\beta = \beta_0$  we employ  $\beta = \beta_0 = \beta_0$  (or  $q_2 = 1$  in (28) and (29)), then it can be shown analytically that the resistively limited asymptotic forms (32) and (33) are correct.

## REFERENCES

Blackman, E.G. & Field, G.B. 2001, Phys. Plasmas, vol8, no. 5, 2407

Blackman, E.G. & Field, G.B. 1999, ApJ, 521, 597.

Bhattacharjee, A. & Yuan, Y. 1995, ApJ, 449, 739 (BY)

Brandenburg, A. 2001, ApJ, 550, 824 (B01)

Cattaneo, F. & Hughes, D.W. 1996, Phys. Rev. E., 54, 4532

Field, G.B., Blackman, E.G., Chou, H. 1999, ApJ, 513, 638 (FBC)

Gruzinov, A. & Diamond, P. 1994, Phys. Rev. Lett., 72, 1651 (GD)

Gruzinov, A. & Diamond, P. 1995, Phys. Plasmas, 2, 1651

Gruzinov, A. & Diamond, P. 1996, Phys. Plasmas, 3, 1853

Ji, H. & Prager, S.C. 2001, submitted to Magnetohydrodynamics.

Ji, H. 1999, Physical Review Letters, 83, 3198

Kleeorin, N., Rogachevskii I., Ruzmaikin, A. 1995, A & A, 297 L59

Kleorin N., & Rogachevskii I., 1999, *Phys. Rev. E*, 59 6724

N. Kleorin, D. Moss, D., I. Rogachevskii, D. Sokolb, 2000, *A & A*, 361 L5

Krause, F. & Radler, K. H. (1980) *Mean-Field Magnetohydrodynamics and Dynamo Theory*  
(New York: Pergamon Press)

Maron J. & Blackman E. G., 2002, submitted to *ApJL*.

Mohatt, H. K. 1978, *Magnetic Field Generation in Electronically Conducting Fluids*  
(Cambridge, UK: Cambridge University Press)

Parker, E. N. 1955, *ApJ*, 122, 293

Parker, E. N., 1979, *Cosmic Magnetic Fields* (Oxford: Clarendon Press).

Pouquet, A., Frisch, U., & Leorat, J. 1976, *J. Fl. Mech.*, 77, pt. 2, 321 (PFL)

Steenbeck, M., Krause, F., & Radler, K. H. 1966, *Z. Naturforsch*, 21a, 369

Zeldovich Ya. B., Ruzmaikin A. A., and Sokolb D. D., *Magnetic Fields in Astrophysics*,  
(Gordon and Breach, New York, 1983).

This figure "fig6.jpg" is available in "jpg" format from:

<http://arxiv.org/ps/astro-ph/0111470v2>