

Abstract. By using high-resolution and deep K_s band observations of early-type galaxies of the nearby Universe and of a cluster at $z = 0.3$ we show that the two luminosity functions (LFs) of the local universe derived from 2MASS data miss a fair fraction of the flux of the galaxies (more than 20 to 30 %) and a whole population of galaxies of central brightness fainter than the isophote used for detection, but bright enough to be included in the published LFs. In particular, the fraction of lost flux increases as the galaxy surface brightness become fainter. Therefore, the so far derived LF slopes and characteristic luminosity as well as luminosity density are underestimated. Other published near-infrared LFs miss flux in general, including the LF of the distant field computed in a 3 arcsec aperture.

Key words: Galaxies: evolution | galaxies: clusters: general | X-rays: general

Dim galaxies and outer halos of galaxies missed by 2MASS ? The near-infrared luminosity function and density

S. Andreon

Osservatorio Astronomico di Capodimonte, Naples, Italy

A & A in press

1. Introduction

The luminosity function (LF) is the benchmark against which theories of galaxy formation and evolution in a variety of cosmological models can be tested. Therefore, the LF is fundamental to observational cosmology and theory of galaxy formation. In particular, the near-infrared LF is a good tracer of evolved stellar populations and hence of the total stellar content of galaxies, much better than optical LFs affected by dust extinction and young stellar populations. Near-infrared luminosities are more directly related to stellar mass, constraining both the history of the star formation and the galaxy formation models (see, e.g., Cole et al. 2000 and references therein).

The luminosity density, which is the integral of the luminosity weighted by the LF, is an important input to estimates of star formation history of the universe, its chemical evolution and of the extragalactic background light.

The recent release of near-infrared imaging data of a large fraction of the sky by 2MASS prompted two groups to derive the near-infrared of the local universe: Kochanek et al. (2001), by using literature or new redshift data, compute the LF of a very nearby sample of galaxies spread over a large sky area, while Cole et al. (2001) coupled near-infrared data to the 2dF redshift survey and studied a deeper sample over a smaller area.

Kochanek et al. (2001) LF has been computed by adopting isophotal magnitudes at the $20.0 \text{ mag arcsec}^{-2}$, K_{20} , of a large sample (~ 4000) of galaxies selected to have $K_{20} < 11.25 \text{ mag}$, extracted from the 2MASS extended object catalog (Jarrett et al. 2000). A flat LF (~ 0.9) has been found both for early-type galaxies and for late-type galaxies separately, and (~ 1) for the whole sample. Cole et al. (2001) LF also uses 2MASS data and found similar results in terms of slope (~ 1.0). They used a Kron-like J magnitude and $J - K$ aperture color form ensuring the K flux of objects. Both works based on 2MASS photometry found flat slopes.

The found slope is significantly shallower than the one derived by Andreon & Pello (2000) for the Coma cluster LF in the H band (~ 1.3), and from that derived

for the cluster AC 118 (Abell 2744) at $z = 0.3$ in the K_s band (~ 1.3), for a sample of galaxies outside the cluster core where cluster-related effect should be low.

Furthermore, Wright (2001) notes that the luminosity density based on 2MASS data are between 1.4 and 2.5 times fainter than the one expected by assuming the SLOAN luminosity densities (derived from Blanton et al. 2001 LFs) and a typical spiral spectrum. A redder, elliptical-like or dusty, spectrum would only increase this disagreement.

In this paper we check whether the flat slope and the low luminosity density derived from 2MASS data are affected by flux (and galaxy) losses because of the shallower data set used (3 sec exposures). We also show that other LFs computed by using aperture magnitudes are skewed with respect to the true one.

In this paper we assume $H_0 = 50 \text{ km s}^{-1} \text{ Mpc}^{-1}$ and $q_0 = 0.5$, but the choice of the cosmology is largely irrelevant.

2. LF dependence on the choice of the magnitude adopted

2.1. The data

In order to understand if a significant fraction of the galaxy flux is missed in the near-infrared, we consider two comparison datasets: Pahre (1999) galaxies and AC 118 galaxies. Pahre's galaxies are in the nearby universe, are normal and common early-type galaxies obeying to the Fundamental Plane and have been observed by pointed observations deeper and of higher resolution than the 2MASS survey data. Pahre (1999) lists effective radius r_e and brightness μ_e^{-1} and total magnitude for his galaxies. All types of magnitude (isophotal, aperture, Kron, etc.) can be easily computed, assuming that the galaxy profile is accurately described by a de Vaucouleurs (1948) law. This assumption is the major limitation of this dataset.

The second dataset is based on high resolution and deep near-infrared images of the cluster AC 118 (Andreon

¹ Pahre (1999) lists mean surface brightness within r_e , which is equal to $\mu_e - 1.39$ adopting a de Vaucouleurs (1948) law.

2001) at $z \approx 0.3$. This dataset is a well controlled one being a volume complete sample, but the rest-frame spatial resolution is much worse than for the Pahre' sample because of the large cluster distance. Unlike the Pahre' sample, this dataset includes galaxies of all morphological types, even if early type galaxies are the majority, being a cluster sample. For the images of these galaxies we directly compute several types of magnitudes (isophotal, aperture and Kron-like) from pixel values, thus avoiding the principal assumption done adopting the Pahre' sample. In this respect the two samples are complementary.

2.2. 2MASS isophotal magnitudes and the Kuchanek et al. LF

Most of the Pahre' galaxies are in the same Universe volume studied by Kuchanek et al. (2001). With respect to the Kuchanek's et al. sample, the Pahre' sample is 1.5 mag deeper, but we found that when culled at the same apparent magnitude shows the same absolute magnitude distribution. Therefore, the Pahre' sample does not grossly undersample galaxies of any absolute magnitude present in the Kuchanek's et al. sample although it is not a well controlled sample, as the latter. By numerically integrating the galaxy profile down to the 20 mag arcsec⁻² isophote we can compute the fraction of the detected flux by 2MASS data. Figure 1 shows the fraction of flux within the 20 mag arcsec⁻² isophote as a function of the object magnitude. The missed flux could be as large as 70 %. For about 60 % of the sample it is larger than 30 % and larger than 15 % for more than 97 % of the sample, much larger than the value claimed by Kuchanek et al. (10 to 20 % for most of the galaxies). Figure 2 shows that the fraction of flux lost is mainly a function alone of the galaxy surface brightness. This holds because the dependence on the effective radius of the fraction of missed flux can be factorized and reduced in the plotted ratio. Galaxies, even bright ($K \leq 10$) ones, have effective brightness not too much different from the 20 mag arcsec⁻² detection isophote and a significant part of their flux is lost below the detection isophote. In particular, 50 % of the flux is lost, by definition, when $\mu_e = 20$ mag arcsec⁻², i.e. when the detection and effective isophotes are the equal.

The absolute magnitude dependence of the missed flux is negligible for the Pahre' sample. However, this dependence cannot be definitively ruled out because the Pahre' samples is not complete and the dependence is expected via the correlation between absolute magnitude and surface brightness of galaxies (faint galaxies tend to be of low surface brightness, Andreon & Cuillandre 2001).

To summarize, the Pahre' sample shows that 2MASS isophotal magnitude lost a significant part of the galaxy flux, larger than the claimed 10 to 20 %. Therefore, characteristic luminosity, the luminosity density and possibly the slope of the LF are underestimated by adopting this isophotal magnitudes.

Cole et al. (2001) independently confirm that the 2MASS isophotal magnitude missed a fair fraction of the galaxy flux. They show that the 2MASS isophotal magnitude misses some 0.1 mag with respect to the Kron-like magnitude listed in the 2MASS database, which in turn misses about 0.15 mag with respect to the true Kron magnitude (because computed on a too small object region), which in turn misses 5 to 10 % of the total flux. Therefore the flux lost by the 2MASS isophotal magnitude is 0.3 to 0.35 mag or, 25 % to 30 % of the galaxy flux, in reasonable agreement with our estimate.

Let us now consider the second dataset. Figure 3 compares our 'total' K_s magnitude (that will be defined in the next section) vs the isophotal magnitude within the 21.5 mag arcsec⁻², that correspond to 20.0 mag arcsec⁻² isophote in the rest-frame, when cosmological dimming and k -correction are taken into account. The dotted line in Fig 3 is the bisector line. The rest-frame 20.0 mag arcsec⁻² isophotal magnitude is always fainter than our 'total' magnitude, by 0.5 mag on average, which in turn is, of course, fainter than the true total magnitude. Therefore, this plot shows that the isophotal magnitude at the 20.0 mag arcsec⁻² misses some 40 % flux from the galaxies, in agreement with the previous estimate based on Pahre' data. A second effect could be appreciated from Figure 3 by noting the dearth of galaxies at faint magnitudes. There is almost no galaxy as faint as $M_{K_s} = -22$ mag while the cluster LF is flat (at worst, see Andreon 2001) at these magnitudes (and the background should also contribute with some galaxies). This is a re-state of the low surface brightness problem: when the central surface brightness drop below the detection isophote the object is undetected. This type of galaxies are bright enough to be included in the local near-infrared LF but are missed by 2MASS because their surface brightness is too dim. Therefore, for galaxies in our sample, i.e. for an essentially volume complete sample of galaxies in an intermediate redshift cluster, the rest-frame 20 mag arcsec⁻² isophote is not a good choice for measuring the LF for two reasons: because of the large fraction of missed flux, and because of the numerous missed galaxies at whole. Both effects produce flat (and faint) LFs and low luminosity densities.

Figure 4 shows that our 'total' magnitude is not bad: for most of the Pahre' (1999) sample the magnitude within 2.5 Kron radii (Kron 1980) misses an approximately constant 10 % of the galaxy flux. In this specific calculation we take into account that the flux used to compute the second moment of the light distribution (the Kron r_1 radius) is actually integrated over 12² times (Bertin, 2001, private communication) the detection area by SEX (Bertin & Aumout 1996)². For faint objects ($M_K > -22$ mag) we adopted an aperture magnitude, but the aperture is large enough to include most of the flux. The ultimate reason for

² but only in the detection area for 2MASS objects (Jarrett 2001, private communication cited in Cole et al. 2001.)

our "total" mag being a successful measure of the galaxy total flux is that the Kron radius is extremely well correlated to the effective radius and the ratio of the two radii is independent on μ_e and almost constant. Therefore, the galaxy flux is integrated within an almost fixed number of effective radii, which contains an almost constant fraction of the total flux, for a fixed surface brightness profile shape. Outlier points in Fig. 4 turn out to be galaxies with a so large effective radius that the computed Kron radius is underestimated from the object portion considered by the detection software, much like the usual situation for 2MASS Kron-like magnitudes.

2.3. 2MASS Kron-like magnitudes and Cole et al. LF

By using the Pahre' data we can repeat the same previous exercises for 2MASS Kron-like magnitudes used for computing the 2dF LF (Cole et al. 2001). These mags are measured within 2.5 times the first moment of the light distribution of the pixels brighter than the detection threshold in J (21.7 mag, Jarrett et al. 1999, cited in Cole et al. 2001³) minus the J - K color (computed on a smaller galaxy area). This particular choice allows the 2dF team to integrate a larger fraction of the galaxy flux (than adopting the Kron K mag), under the hypothesis of minor color gradients between the J and K bands. A gain, mimicking the integration of the galaxy flux and assuming the observed average color J - K = 1:1 mag (Cole et al. 2001), we can easily compute the fraction of the flux missed by the magnitudes adopted by the 2dF team (Figure 5). Unlike SEX, 2MASS computes the moments of the light distribution on a often tiny fraction of the galaxy profile, giving an underestimation of them and, by consequence, of the 2MASS Kron-like magnitude. Due to the underestimation of the true Kron radius (even if measured in the deeper J band), the flux of galaxies are underestimated by 20 to 50 %, and 0.35 mag on average for the Pahre' sample⁴. This result is a bit larger than the value quoted by Cole et al. (2001): they found that the 2MASS Kron-like mag misses 0.06 mag with respect to the Loveday (2000) Kron mag (for a sample of common objects), which in turn misses 10 % (0.1 mag) of the total flux, as it is claimed by Cole et al. (2001) and checked by us. Therefore, according to Cole et al. (2001), their mag misses a total of 0.16 mag (for Pahre' galaxies, vs our estimate of 0.35 mag).

Judging from their Figure 15, the Cole et al. (2001) estimate of the lost flux is low: their measured LF is still shallower and fainter than expected from the SDSS z LF (Blanton et al. 2001) converted in K. It is fainter be-

cause their correction for missing flux is underestimated. By correcting the Cole et al. (2001) LF by a further 0.2 mag (our 0.35 mag minus 0.16 mag already corrected for), the SDSS and Cole et al. LFs are in reasonable agreement at the bright end and the two LFs have very similar amplitudes (γ) at M₀. At the faint end, the Cole et al. LF is shallower because galaxies of low surface brightness are missed because too dim, and are not listed in the 2MASS catalog.

2.4. Further checks

Since some of Pahre' galaxies are listed in the 2MASS database, it is quite easy to directly measure the fraction of flux lost, because it is given by the difference between the total magnitude, listed in Pahre' paper as measured from the growth curve technique, and 2MASS mags listed in the 2MASS catalog.

Pahre' galaxies are identified by name (about half of them are NGC/IC galaxies), while 2MASS galaxies by coordinates. From the Pahre' list of 340 galaxies we were able to get sky coordinates from NED for 327 of them. Then, we look for sources, within a 5 arcsec radius circle centered on NED coordinates, in the second 2MASS incremental release catalog. Out of 327 objects, 122 of them (37 %) are listed in the 2MASS catalog.

The left panel of Figure 6 shows the fraction of flux lost by the isophotal magnitude adopted by Kochanek et al., K_{20} , as a function of the effective surface brightness of the galaxy. A clear trend is present in agreement with what is found in section 2.2: the missed flux is larger for lower surface brightness galaxies, and could be as large as 50 % when $\mu_e = 20 \text{ mag arcsec}^{-2}$, as it should be when detection and effective isophote are equal. On average, K_{20} loses 0.2 mag for galaxies listed both in the Pahre' sample and in 2MASS, but, of course, the average depends on the μ_e distribution.

The right panel of Figure 6 shows the fraction of lost flux by the Kron-like magnitude adopted by 2dF. The result is quite similar to that found for isophotal magnitudes, and it is in agreement with what found in section 2.3: a similar trend for increasing missing flux when effective brightness become fainter is present, and, on average 0.2 mag are lost for galaxies listed both in the Pahre' sample and 2MASS.

We stress that we are talking about bright, famous and rare galaxies: these galaxies have on average $K = 24.7$ mag. Galaxies fainter by four, or five, magnitudes are included in the Kochanek et al. and in the 2dF LFs. These ordinary galaxies have fainter surface brightnesses because of the correlation between absolute magnitude and surface brightness, as already noted. Therefore, the fraction of missed flux measured by Figure 6 is underestimated, when an ordinary sample is chosen. A rough estimate of the typical fraction of flux lost for these normal galaxies can be computed as following: the characteristic mag-

³ See also <http://spider.ipac.caltech.edu/staff/jarrett/2mass/repeats/kron.htm>

⁴ A revision of the Kron photometry is planned for the final reprocessing of the 2MASS data, and therefore our criticism likely concern exclusively Kron magnitudes in the 2MASS incremental releases.

nitude is $K = 25$ mag (Kochanek et al. and Cole et al.). These galaxies turn out to have typical μ_e of 17 mag arcsec⁻² (with a very large scatter) in the K band for the Pahre' sample. In the optical, Sandage & Perlmutter (1990) shows that galaxies having $M + 4$ have μ_e two mag fainter than M galaxies, on average. Assuming negligible color gradient between optical and infrared colors, galaxies having $M + 4$ have $\mu_e = 19$ mag arcsec⁻² (with a large scatter) in the K band. The same result can be found assuming a reasonable color for galaxies, and reading directly the optical μ_e at $M + 4$ in, say, Sandage & Perlmutter (1990). At such a brightness the fraction of flux lost by isophotal mag is 40 % (see Figure 2 or left panel of Figure 6). The estimate for the Kron magnitude adopted by 2dF is quite the same (see Figure 5 or right panel of Figure 6).

Anyway, Figure 6 definitively shows that the fraction of missed flux is easily much larger than 15 %, that it is correlated to μ_e and that it is already large for famous high surface brightness galaxies. For ordinary galaxies the fraction of lost flux is by necessity larger. Results from Figure 6 do not assume a surface brightness profile for the galaxies, while Figure 2 and 5 do, and the agreement between findings drawn from these figures confirms that the assumption of a de Vaucouleurs law is a good one.

The galaxy with the largest fraction of lost flux in Figure 6 has $K = 8.4$ mag.

Since Figure 6 is produced without almost any author work (we just paired catalog entries), the probability that a mistake slip inside this plot is very low.

As a final check, we compared our synthetic photometry vs 2MASS measures for the K_{20} and Kron (like) mags. We found an offset of < 0.1 mag, with a scatter of 0.1 mag, in the sense that 2MASS mag are brighter than ours. While the whole offset is not entirely understood by the author, part of it comes from known effects described in Jarrett et al. (2001, isophotal contours are uncalibrated at 0.1 to 0.2 mag arcsec⁻²), by some likely operation performed on 2MASS images for isophote regularization (convolution with a kernel) and from the fact of having neglected seeing effect in our computation. We stress that, even without taking into account all these effects, the systematic offset is only a bit larger than the photometric error quoted in the 2MASS catalog (0.08 mag) for Pahre' galaxies.

Our underestimation of the 2MASS flux (or their overestimation with respect our modelling) reduces the average fraction of missed flux lost by 2MASS from about 0.35 mag (claimed in previous sections) to about 0.25 mag for both Kron (like and isophotal) mags.

The same 0.1 mag offset helps to reduce the disagreement between our and Cole et al. (2001) estimate of the fraction of flux lost by their Kron (like) magnitude. In fact, when this offset is taken into account, the two estimates differs by 0.1 mag only.

Nevertheless, Figure 6 unambiguously shows that the fraction of flux lost depends on μ_e , and could be very large even for galaxies bright and famous enough to have a name. From more normal galaxies, the same figure shows that the average flux lost is by necessity large.

2.5. Aperture magnitude and LF's based on them

The problem described for the local field LF is, in fact, a general one. For AC118 galaxies (at $z = 0.3$) our (Andreon 2002) 3 arcsec aperture magnitude (16 Kpc for galaxies at the AC118 redshift) is not a surrogate for "total magnitude": we checked that a lot of flux is lost by comparing 3 arcsec aperture magnitude to both our surrogate of "total" magnitude (figure not shown) and to total mags of Pahre' galaxies (redshifted at the cluster redshift, figure not shown). Therefore the LF computed by using this aperture is skewed with respect to the true one. Of course, the same holds for the field LF too. Using again the Pahre' sample we can compute the fraction of flux missed adopting a 3 arcsec aperture for galaxies at $z = 0.6$ (Figure 7). Even if we recover the known result that, on average, the fraction of missed flux is 0.2 mag (value for which the mag of field galaxies are corrected for), this holds only at intermediate absolute magnitude. For bright galaxies the needed correction is quite large and, most important, the flux lost is large because these galaxies are bright. This flux lost possibly represent a fair fraction of the luminosity density. At the contrary the applied correction is too large for faint galaxies.

Therefore, the 3 arcsec aperture magnitude, corrected to 6 arcsec aperture by a single average offset (e.g. Cowie et al. 1996), and other similar aperture (corrected) magnitudes used for computing the field LF at intermediate redshift are coarse approximation of the total mag. This approximation holds maybe for galaxies of the same absolute magnitude (possibly of similar brightnesses and scales), but not for galaxies of quite different magnitudes which differ in brightness and scale and lay in different parts of the LF. These approximations are minor problems when errorbars are large because of the smallness of the sample, but when the sample is large, as it is the case of the present (day near) infrared LF's, systematic errors are the largest sources of uncertainty.

3. Discussion

By using the Pahre (1999) sample of early type galaxies lying in the near universe and obeying to the Fundamental Plane and our high resolution and deep near infrared images of galaxies at intermediate redshift we show that the two recently determined near infrared LF's of the nearby Universe based on 2MASS data (Kochanek et al. 2001 and Cole et al. 2001) suffer from flux lost below the detection isophote and by missing galaxies of low sur-

face brightness, but bright enough to be included in the LF.

Three paths have been followed for computing the fraction of missing flux:

- { we directly compare published total mag to mag listed in the 2MASS catalog for NGC/IC galaxies in common between Pahre (1999) and the 2MASS second incremental release,

- { we simulate the 2MASS magnitude measurement for all the Pahre' galaxies by synthetic photometry by assuming a de Vaucouleurs law for their surface brightness profile and we derive the fraction of missed flux, and

- { we use actual K magnitudes of galaxies in an intermediate redshift cluster.

All three paths give the same results: the fraction of missed flux by isophotal or Kron-like magnitudes is correlated to galaxy effective surface brightness and could be very large for galaxies included in the Kocanek et al. and 2dF LFs. It is larger than quoted in Kocanek et al. and Cole et al. for galaxies in the Pahre' list, (0.35 mag from synthetic photometry over the whole sample, 0.25 mag from direct comparison of the galaxies in common with the 2MASS database), that are famous and bright enough to have a name. For more normal galaxies the fraction of the flux lost is larger (Figure 2, 5 and 6) due to the correlation between absolute magnitude and surface brightness.

The dearth of faint galaxies in Figure 3, coupled with a flat (at worst) AC 118 LF shows that galaxies of low surface brightness, but bright enough to be included in the Kocanek et al. and Cole et al. LFs, exist but are undetected by 2MASS. This is also the extreme consequence of the previous pointed effect, when the missed flux is equal to the total flux. Therefore, the slope of the two mentioned LFs is underestimated.

Furthermore, a significant loss of flux has been shown in this paper for the near-infrared LFs based on $3''$ aperture mag, as usually adopted for LFs at intermediate redshifts (and also for computing galaxy counts).

The missed flux has, of course, an obvious relevance to the determination of the luminosity density, which, beside the systematic errors shown in this paper, have presently insignificant statistical errors (Cole et al. 2001). Some cosmological consequence of missed flux is reported in Wright (2001).

In general, our consideration on the relevance of the type of magnitude used for the LF computation are confirmed in the optical window by Blanton et al. (2001), that show how much the so far derived optical LFs, such as the Las Campanas (Lin et al. 1996) and 2dFGRS (Folkes et al. 1999), are skewed with respect to the true ones because of the use of isophotal magnitudes. Another similar finding is reported in Garilli, Macagni & Andreon (1999): the slope of the LF for a sample of 2200 galaxies is shallower when a 20 Kpc aperture magnitude is used in place of pseudo-total magnitudes.

Summarizing, when the sample is large, of the order of several hundred galaxies, the largest errors on the LF are systematic in nature. A similar conclusion has been suggested by Kocanek, Pahre & Falco (2001) for some LFs splitted by spectral types (ESP, Zucca et al. 1997; Las Campanas, Lin et al. 1996, Bromley et al. 1998; 2dFGRS, Folkes et al. 1999).

Can the true LF be recovered from the skew one?

First of all, the faint end can be hardly recovered because galaxies missed by 2MASS are not listed at all, and therefore it is unknown how many of them are missing. By using a deeper sample it is possible to determine the absolute magnitude at which the population of galaxies missed by 2MASS become important and one can limit the LF determination to brighter magnitudes. The completeness can be determined, say, by comparing standard and stacked 2MASS observations (for example the cluster Abell 3358 has been scanned 30 times by 2MASS), or the 2MASS catalog to published complete deeper near-infrared catalogs (such as Andreon et al. 2000 for the Coma cluster). Our present analysis allow to measure how much flux is lost per galaxy (detected or not), but not how many galaxies are lost.

At brighter magnitudes, the "total" magnitude could be recovered by using a measure of the galaxy scale, but with some approximation. In fact, the correction from measured mag to total mag depends on the galaxy growth curve, that in turn depends on the scale and brightness of each individual galaxy even under the simplistic assumption that the surface brightness profile of all galaxies is well described by a universal law. Therefore, at least a measure of the galaxy scale is needed for estimating the LF slope and characteristic luminosity. Such a measure is encoded in the 2MASS data products, although it is biased low because the moments of the light distribution are computed over often a tiny part of the galaxy surface brightness profile. The final processing of the 2MASS data will use a more elaborate schema for computing Kron radii and magnitudes, as described in <http://spider.ipac.caltech.edu/staff/jarrett/2mass/repeats/kron.html>.

A rough estimate of how much the LF is skewed by adopting magnitudes that are known to miss flux (and whole galaxies), can be guessed by comparing two determinations of the LF of AC 118: the first one is computed by using a 3 arcsec aperture (Andreon 2002) and agrees with both determinations of the local LF, while the second one adopts our surrogate of "total" mag (Andreon 2001): the LF is shallower by 0.3 in m and fainter by 0.9 mag in M (but be aware that errors on best fit parameters are strongly coupled and therefore other pairs of values give almost equivalent descriptions of the difference).

Acknowledgements. This work is dedicated to my daughters, Chiara and Marta Andreon, the new twin stars born under the sign of Gemini. Discussion with A. Wolter, R. Rampazzo and A. Iovino is acknowledged. This work has been performed at the Osservatorio Astronomico di Brera that I thank for hospi-

tality. The author acknowledges the referee, for suggesting the comparison presented in section 2.4..

This publication makes use of data products from the Two Micron All Sky Survey, which is a joint project of the University of Massachusetts and the Infrared Processing and Analysis Center/California Institute of Technology, funded by the National Aeronautics and Space Administration and the National Science Foundation. This research has made use of the NASA/IPAC Extragalactic Database (NED) which is operated by the Jet Propulsion Laboratory, California Institute of Technology, under contract with the National Aeronautics and Space Administration.

References

- Andreon S., 2001, *ApJ* 547, 623
 Andreon S., 2002, *A & A*, submitted
 Andreon, S., Pelto, R., Davoust, E., Dominguez, R., & Poulain, P. 2000, *A & AS*, 141, 113
 Andreon, S. & Pelto, R. 2000, *A & A*, 353, 479
 Bertin E., & Arnouts S. 1996, *A & AS*, 117, 393
 Blanton et al., 2001, *AJ* 121, 2358
 Bromley, B. C., Press, W. H., Lin, H. & Kirshner, R. P. 1998, *ApJ*, 505, 25
 Cole S., Lacey C., Baugh C., Frenk C., 2000, *MNRAS* 319, 168
 Cole et al., 2001, *MNRAS*, 226, 255
 Cowie L. L., Songaila A., Hu E. M. & Cohen J. G. 1996, *AJ* 112, 839
 de Propris, R., Eisenhardt, P. R., Stanford, S. A. & Dickinson, M. 1998, *ApJ*, 503, L45
 de Vaucouleurs G., 1959, *Handbuch der Physik*, vol. 53, (Berlin: Springer Verlag)
 Folkes, S. et al. 1999, *MNRAS*, 308, 459
 Garilli, B., Macagnani, D. & Andreon, S. 1999, *A & A*, 342, 408
 Loveday, J. 2000, *MNRAS*, 312, 557
 Kochanek C., Pahre M., Falco E. 2001, *ApJ*, submitted
 Kochanek C., Pahre M., Falco E., et al. 2001, *ApJ*, 560, 566
 Kron R. G. 1980, *ApJS* 43, 305
 Jarrett, T. H., Chester, T., Cutri, R., Schneider, S., Skrutskie, M. & Huchra, J. P. 2000, *AJ*, 119, 2498
 Lin, H., Kirshner, R. P., Shectman, S. A., Landy, S. D., Oemler, A., Tucker, D. L. & Schechter, P. L. 1996, *ApJ*, 464, 60
 Pahre, M. A. 1999, *ApJS*, 124, 127
 Sandage, A. & Perlmutter, J. 1990, *ApJ*, 361, 1
 Zucca, E. et al. 1997, *A & A*, 326, 477
 Wright 2001, *ApJ*, L17

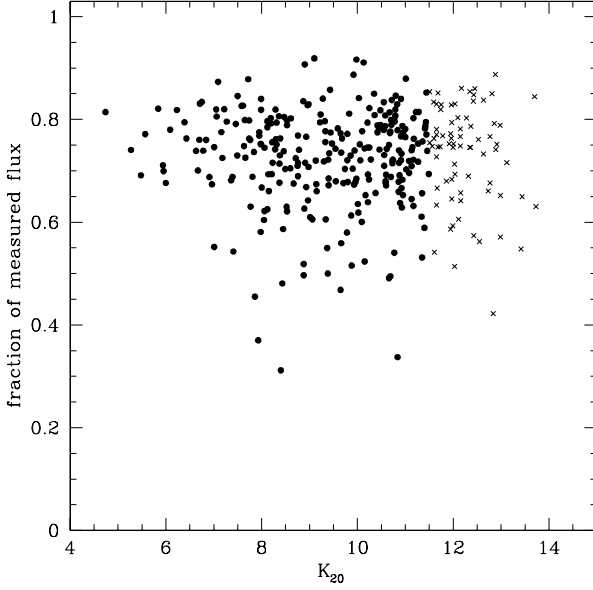


Fig.1. Fraction of the flux inside the $20 \text{ mag arcsec}^{-2}$ isophote vs apparent magnitudes for galaxies in Pahre (1999). Filled points are for galaxies with $K < 11.5 \text{ mag}$, which mimics the Kochanek et al. $K_{20} < 11.25 \text{ mag}$ selection (the slightly difference in limiting mag take into account the fact that the isophotal mag miss some flux). Crosses are for fainter galaxies. The isophotal magnitude loses at least 20 % of the flux. This and the following plots (with the exceptions of Figure 3 and 6) consider about 300 galaxies.

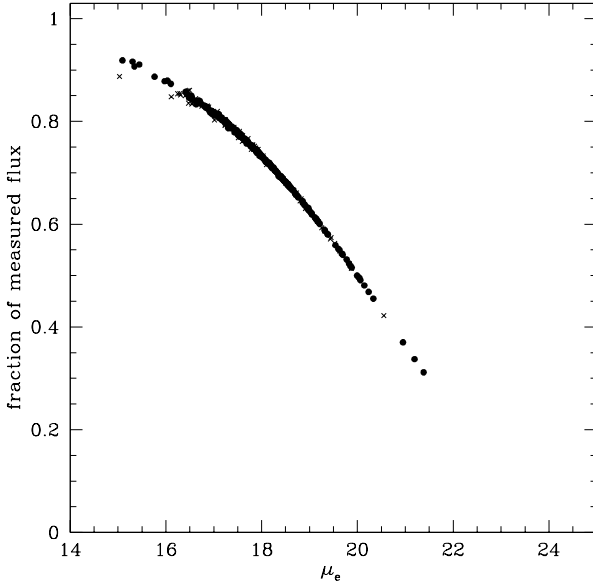


Fig.2. Fraction of the flux inside the $20 \text{ mag arcsec}^{-2}$ isophote vs effective surface brightness for galaxies in Pahre (1999). Symbols are as in the previous figure. The reason why the flux is lost is evident: even bright (see previous Figure) galaxies have a few mag brighter than the threshold at which the flux is integrated ($20 \text{ mag arcsec}^{-2}$) and therefore the profile is integrated over a small surface brightness range.

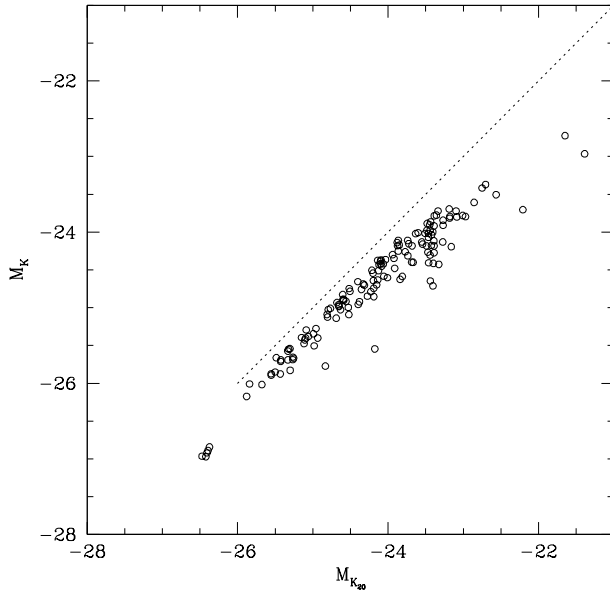


Fig. 3. Our "total" vs isophotal ($= 21.5 \text{ mag arcsec}^{-2}$) magnitudes of galaxies in the AC 118 direction. The adopted isophote correspond to the rest-frame $20 \text{ mag arcsec}^{-2}$ isophote for galaxies at the AC 118 distance. The dotted line is the one-to-one relation. The isophotal magnitude misses a significant fraction of the galaxy flux, because isophotal magnitudes are much fainter than "total" magnitude. Note the dearth of faint galaxies (as opposed to the case of slightly rising cluster LF): their central brightness is so low that they are not detected at all. Therefore, isophotal magnitude misses also whole galaxies.

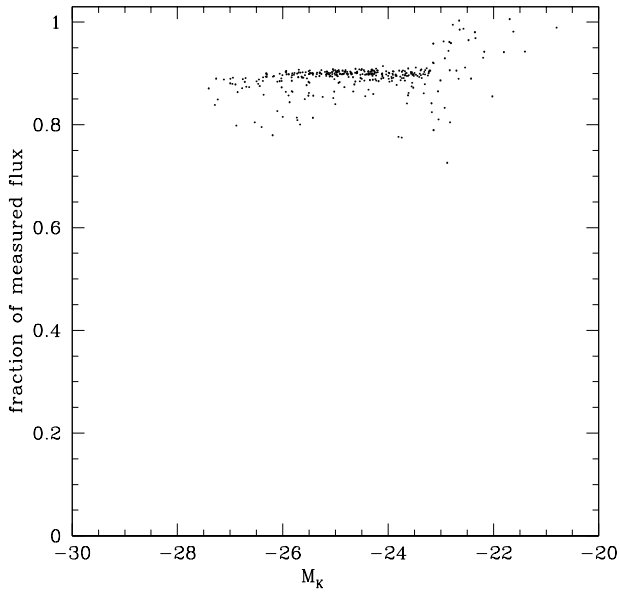


Fig. 4. Fraction of the flux within our "total" magnitude vs absolute magnitude for the Pahre' (1999) sample.

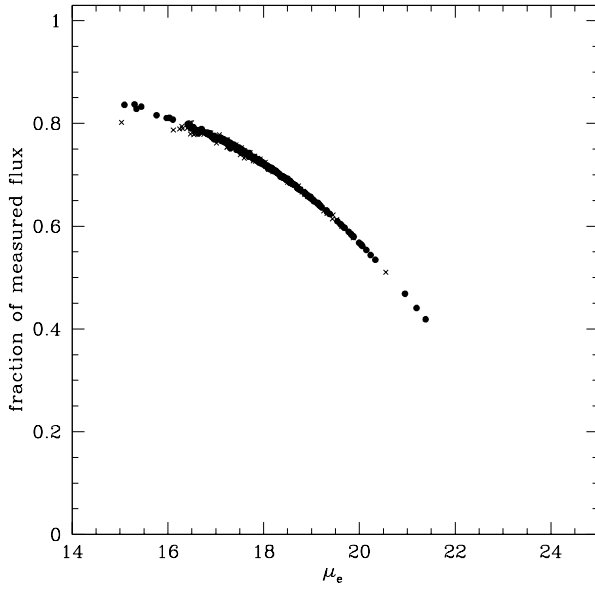


Fig. 5. Fraction of the flux inside the K mag adopted for the 2dF near-infrared luminosity. Note the similarity with respect Fig. 2, except for a milder surface brightness dependence.

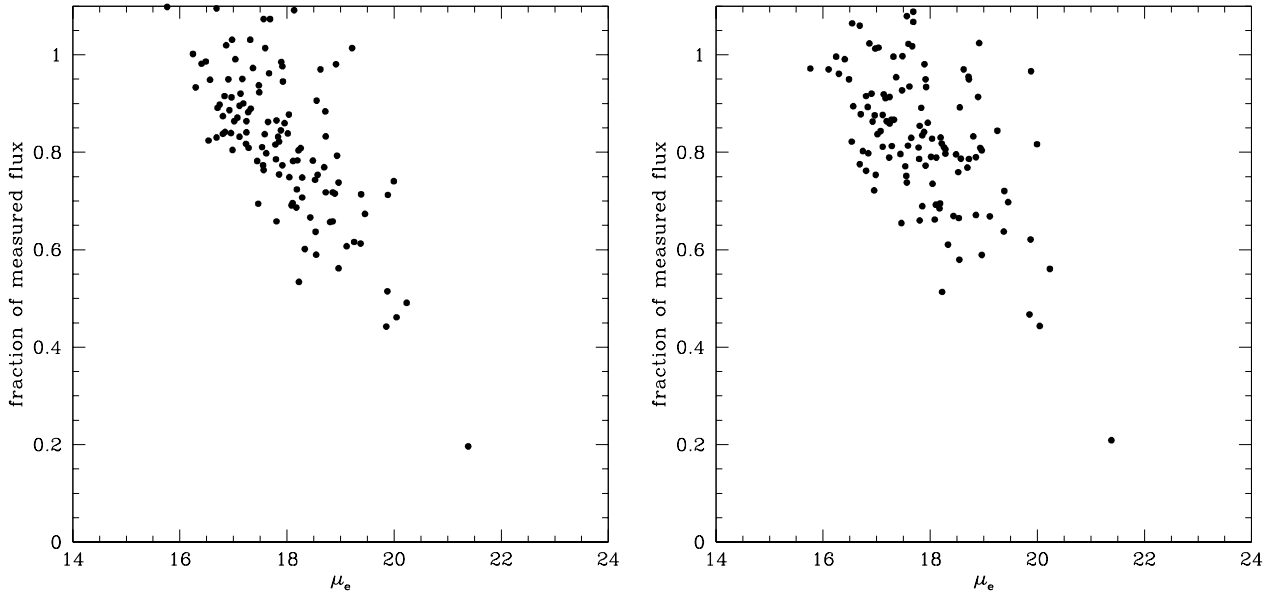


Fig. 6. Fraction of flux lost, vs isophotal effective brightness, for galaxies both in the Pahre' and 2MASS samples. Left panel: isophotal 2MASS magnitude used by Kochanek et al., right panel: hybrid Kron magnitude used by 2dF. A few outliers have brighter isophotal and Kron magnitudes than total one, possibly due to nearby objects not perfectly handled by the 2MASS pipeline.

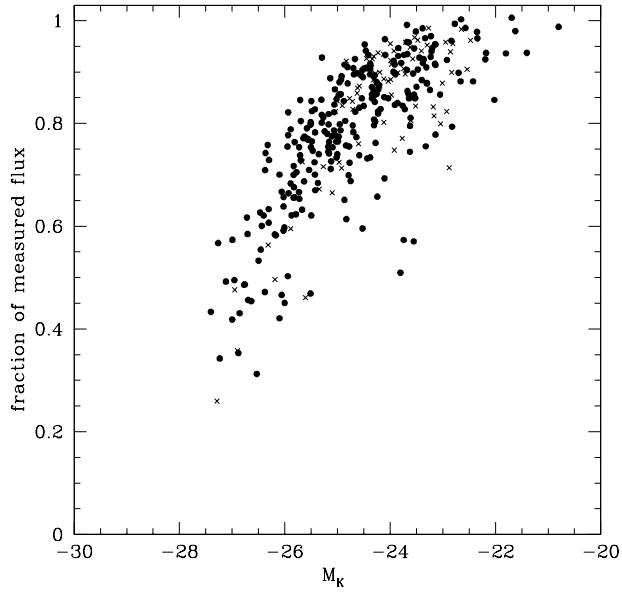


Fig. 7. Fraction of the flux inside the 3 arcsec aperture at $z = 0.6$. Symbols as in Fig 1. The same plot for galaxies at $z = 0.3$ is qualitatively similar, except for a larger missing flux, by 0.1, for all but the faintest galaxies.