

Diffuse γ -ray line emission from multiple OB Associations in Cygnus

S. Plüschke¹, M. Cerviño¹, R. Diehl¹, K. Kretschmer¹, D.H. Hartmann², and J. Knödlse³

¹MPI f. extraterrestrische Physik, Postfach 1312, 85741 Garching, Germany

²Physics & Astronomy Dep., Clemson Univ., Clemson, SC 29634, USA

³CESR, BP 4346, 31028 Toulouse Cedex, France

Abstract. The COMPTEL observations of the diffuse galactic 1.809 MeV emission attributed to the radioactive decay of ^{26}Al have confirmed the diffuse nature of this interstellar emission line. One of the most significant features of the reconstructed intensity pattern is a flux enhancement in the direction of the Cygnus region. This region is fairly young and contains a wealth of massive stars, most of them grouped in the Cygnus OB associations. Multi-frequency model fitting strongly supports the hypothesis of massive stars and their descendent supernovae being the dominant sources of interstellar ^{26}Al as observed by COMPTEL.

Massive stars and supernovae are known to impart a large amount of kinetic energy into the surrounding ISM which lead to shockregions and large cavities. In addition, a large fraction of the electro-magnetic radiation of massive stars lies in the extreme ultra-violet causing photoionisation of the surrounding interstellar medium.

We applied a population synthesis model in combination with an analytic model of the expansion of superbubbles to the Cygnus OB associations. The model predicts the expected 1.809 MeV flux and the γ -ray line intensity due to interstellar ^{60}Fe . We compute the sizes and expansion parameters of the expected HI-structures and the free-free emission intensities due to the photoionizing radiation from massive stars within this region of the sky. We discuss our present understanding of the Cygnus region with respect to the massive star census and history.

Our model assigns about 70% of the 1.809 MeV intensity to six known OB associations, about 20% to known isolated sources and roughly 10% to an unknown diffuse component.

1 Introduction

The COMPTEL telescope aboard the *Compton Gamma-Ray Observatory* has produced a nine year all sky survey in the MeV regime (Schönfelder et al., 2000; Plüschke et al., 2001a).

Correspondence to: S. Plüschke (stp@mpe.mpg.de)

Among these we obtained the all sky map in the narrow band centered on 1.809 MeV selecting the radioactive decay line from ^{26}Al (Fig. 1). With a mean lifetime of roughly 1 Myr there are many individually unresolved sources which contribute to the overall diffuse glow of the Galaxy in this particular γ -ray line (for a recent review see Prantzos & Diehl, 1996).

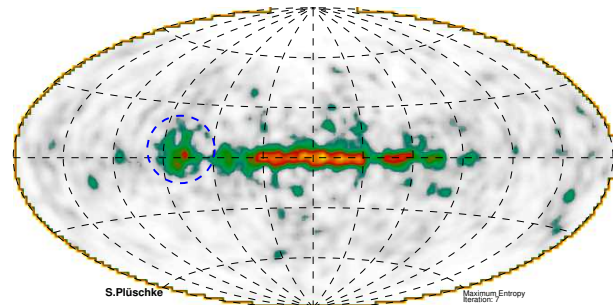


Fig. 1. COMPTEL 1.809 MeV all sky map based on a maximum entropy deconvolution of the complete mission data (Plüschke et al., 2001a); Cygnus encircled by the ellipse

The bulk of the observed ^{26}Al flux is due to ejecta from winds of massive stars and core-collapse supernovae, with relative contributions of 60% and 40%, respectively (Knödlse³, 1999b). Classical Novae and AGB stars also contribute to the overall ^{26}Al content of the interstellar medium, but certainly to a much lesser extent. Population synthesis studies and imaging analysis of the 1.809 MeV emission suggest a total ^{26}Al mass in the galactic disk of roughly $2 M_{\odot}$ (Knödlse³ et al., 1999a).

Multi-wavelength observations of the Milky Way and external galaxies clearly show that star formation exhibits a strong hierarchical pattern. Most stars form in groups, associations, clusters, and even larger conglomerates (Elmegreen & Efremov, 1996). Thus, star formation is a strongly correlated process. The transformation of some $10^4 M_{\odot}$ of gas into stars

(with typical efficiencies of $\sim 10\%$) leads to a subsequent dynamic epoch due to winds and explosions from several hundred stars in the mass range between 8 and, say, $120 M_{\odot}$. The kinetic energy input into the surrounding interstellar medium drives an expanding superbubble filled with hot, tenuous gas into the gaseous disk. These "super-remnants" can even blow "holes" into the galactic gas disk. There is much observational evidence for such superbubbles in the Milky Way as well as external galaxies. Superbubbles provide the means by which the disk and the halo are chemo-dynamically coupled. In any case, the expansion of these superbubbles provide a mechanism for distributing freshly synthesized matter such as ^{26}Al or ^{60}Fe into the ambient medium of OB associations. In this way radioactive nuclei may be transported substantial distances of order ~ 100 pc before their decay.

The Cygnus regions seems to be well suited for a detailed study of such a region. First, the region contains up to nine OB associations of young to intermediate age testifying a rather strong star formation activity during the last millions of years. Second, the Cygnus regions appears to be the strongest and most significant emission feature despite the inner galaxy in the 1.809 MeV map (see Fig. 1).

2 Modelling Cygnus

The Cygnus region as defined by the Cygnus 1.8 MeV emission feature contains numerous massive stars. The galactic O star catalogue lists 96 O stars in this field (Garmany et al., 1982). In addition, one finds 23 Wolf-Rayet stars in this region of which 14 are of WN-type, 8 of WC-type and one is classified as WO-star (van der Hucht et al., 2001). Between 5 and 10 of these WR stars are believed to be members of OB associations in this area of the sky. With respect to localized ^{26}Al production supernova remnants may also be of interest. The Galactic SNR Catalogue lists 19 remnants in this region, for 9 of those age and distance have been estimated with sufficient accuracy (Green, 2000). In the subsequently described model the non-member WR stars and SNRs are taken as stationary isolated sources contributing some ^{26}Al to the global content of the Cygnus ISM causing the observed 1.809 MeV emission. They are modelled with an IMF-weighted average yield assuming a Salpeter-IMF and using the theoretical yields from Meynet et al. (1997) and Woosley & Weaver (1995).

Beside numerous open clusters the region contains nine OB associations (Alter et al., 1970). Meanwhile two of those (OB 5 & 6) are thought to be *artificial* association due to projection and selection effects (Garmany & Stencel, 1992). Furthermore Cygnus OB4 seems to be poorly determined. Therefore the remaining six associations (Cyg OB1-3 & OB7-9) had been chosen as basis for our model. Table 1 lists the key parameters of the individual OB associations which are used in our population synthesis model.

Figure 2 shows the distribution of O and WR stars, SNRs and OB associations in the direction of Cygnus as viewed from above the galactic plane. For SNRs the given size of the cir-

Ass.	Lon. deg	Lat. deg	Dist. kpc	Age Myr	N_{O}	$f_{\text{C O}}$	$M_{\text{tot}}^{[8;120]} 10^5 M_{\odot}$
1	75.5	+1.7	4 - 7	1:7 0:7	15	1.7	3:2 0:9
2	80.3	+0.8	2 - 5	1:7 0:4	40	3.0	11:3 0:7
3	72.6	+2.3	12	1:7 0:8	9	1.4	4:8 1:4
7	90.0	+2.1	13	0:8 0:1	3	2.3	2:0 0:7
8	77.8	+3.8	3	2:3 0:1	4	1.2	0:8 0:3
9	78.0	+1.5	< 8	1:4 0:3	7	3.7	2:8 0:8

Table 1. Properties of the Cygnus OB associations; Columns left of the double line give the optically determined values (N_{O} gives the number of O stars (e.g. Alter et al., 1970; Garmany & Stencel, 1992; Massey et al., 1995)) whereas the columns to the right give model parameters as described in the text.

cle represents the appearance at the sky, whereas the ellipses marking the OB association have a twofold meaning. The minor axis represents the appearance in a longitude-latitude projection and major axis gives the distance uncertainty for each association.

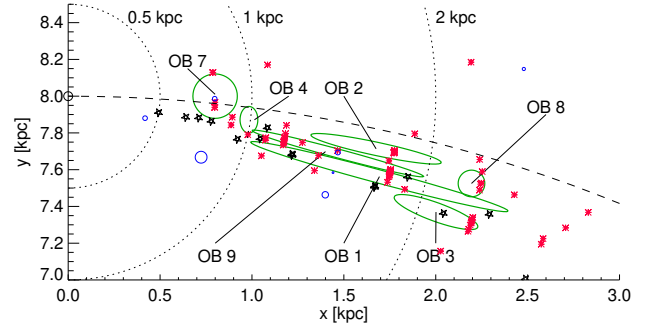


Fig. 2. Distribution of O and WR stars (red and black stars) as well as SNR (blue circles) and OB associations (green ellipses) in the direction of Cygnus as viewed from above the galactic plane. The sun is allocated along the y-axis at 8.0 kpc.

Optical population studies towards the Cygnus region are largely hampered by a giant molecular cloud complex lying at a distance of 500 and 1000 pc (Dame et al., 2001). Figure 3 shows a velocity integrated intensity image of CO 115 GHz emission towards the Cygnus region reflecting the large angular extent of the Cygnus Molecular Rift. By analysing the 2MASS NIR data of a field centered on Cygnus OB2, Knödlseider (2000) has found a factor of three more O stars than determined from optical observations. Even more, Cyg OB2 now is the most massive conglomerate of the stars known in the Milky Way and resembles more like a young globular cluster than a typical OB association. Knödlseider (2000) has found 120 ± 20 O star and 2600 ± 400 OB star members. The slope of the mass distribution was found to be $\alpha = 1.6 \pm 0.1$ and total mass of the stellar group is of the order of $10^5 M_{\odot}$. The overall large differences of the inferred properties of Cygnus OB2 depending more or less on the impact of the molecular clouds in front of the association let one expect similar effects for the other OB associations found in Cygnus. In addition, our population synthesis model fails

to reproduce the observed 1.809 MeV flux by a factor 2 to 3 when the optically determined properties are directly used as constrains. We therefore used the CO map, assuming the molecular cloud to lay entirely between the observer and the association, to calculate the population correction factors for the given fields in Fig. 3. The algorithm was calibrated to match the Cygnus OB2 observations in the optical and NIR regimes. The resulting correction factors f_{CO} are given in table 1.

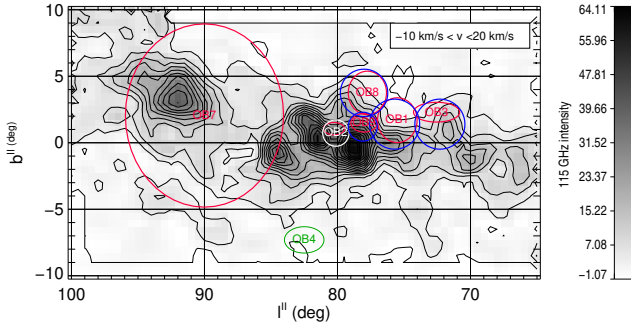


Fig. 3. The 115 GHz CO emission towards Cygnus (Dame et al., 2001). The ellipses mark the positions of the Cygnus OB associations.

Only in the case of Cygnus OB9 the derived correction factor is larger than the one found observationally for Cygnus OB2. In any case these numbers can be thought as prediction of our model and could be tested by detailed analysis of 2MASS data for the complete Cygnus region.

By using the observed numbers of O stars N_O multiplied by the correction factors as constrains we have generated synthetic populations for each Cygnus association by means of a Monte Carlo sampling of the initial mass function. These populations are statistically equivalent to the real populations and their fluctuations represent the uncertainties due to the a priori unknown real distribution of stellar masses in the Cygnus associations. By means of our population synthesis model (e.g. Plüschke et al., 1999, 2000) we computed the time evolution of the interstellar masses of ^{26}Al and ^{60}Fe , the kinetic power due to stellar winds and supernova explosions and the emission of ionizing photons for each synthetic population. In addition, we also calculate the number of WR stars among the population members. By adding these numbers from each Cygnus association one finds an expected number of WR stars being observable as members today of 7 to 12. This number must be compared to the number of WR stars being labelled as association members in the Galactic WR Star Catalogue of 5 to 10 (van der Hucht et al., 2001). This already proves the consistency of our model.

The time profiles of the interstellar masses of radioactive nuclei can easily be converted into lightcurves in the appropriate γ -ray lines due to the decay of these isotopes. Beside the statistic and systematic uncertainties of the population description (Plüschke et al., 2000) these lightcurves are ad-

ditionally hampered by the sometimes distance uncertainties of the associations.

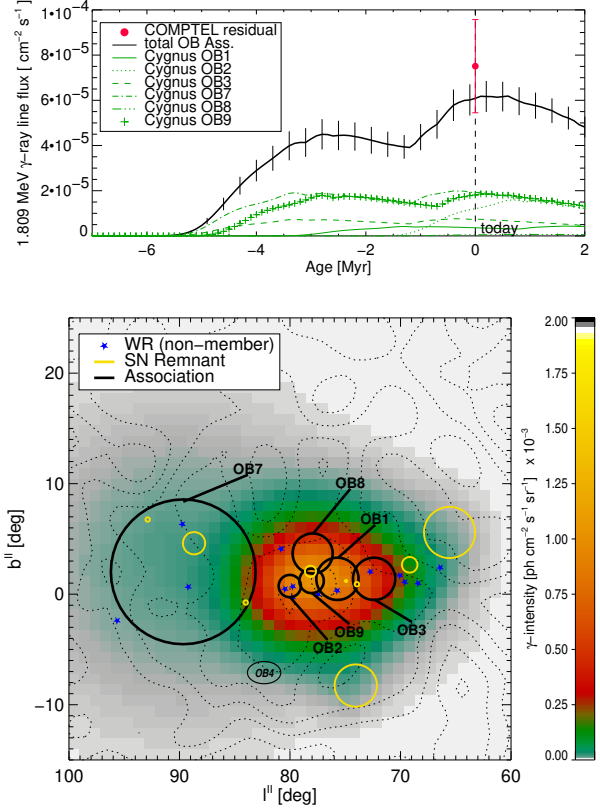


Fig. 4. 1.809 MeV emission model of the Cygnus region: (upper) The diagram shows the combined lightcurve of the expected 1.809 MeV flux and the contributions of individual OB associations. The given COMPTEL value is difference of the real observed flux and the expected contribution from isolated sources. (lower) assuming a mean ambient density of 10^3 cm^{-3} the ^{26}Al is imparted to the ISM by OB associations and non-member WR stars and SNR; the intensity distribution is smoothed with a Gaussian of 3β (FWHM). The dotted contours represent the COMPTEL 1.8 MeV image of this region.

The upper panel of Fig. 4 shows the expected lightcurves for the individual and the integrated contribution of the Cygnus OB associations to the observed 1.809 MeV intensity. The COMPTEL data point gives the observed flux minus the contribution of the stationary, isolated sources. The extinction corrected population synthesis model is therefore consistent with this residual and on this basis we can argue that about 70% of the observed 1.809 MeV flux is due to OB associations in Cygnus whereas approximately 20% can be attributed to known single sources.

The release of freshly synthesized radionuclids is directly coupled into the injection of kinetic energy to the interstellar medium. Typical stellar wind power is of the order of $10^{37} \text{ erg s}^{-1}$ whereas supernovae are believed to impart 10^{51} erg of kinetic energy to the surrounding medium (but see Thornton et al., 1998). Therefore OB associations are

believed to drive large cavities into the interstellar medium which are filled with a hot, tenuous medium. These superremnants can reach linear dimensions of several 100 pc and are often called superbubbles. Because of the high ejection velocities (several 1000 km/s) and the low density interior one can expect the freshly ejected radionuclids to travel large distance before their decay. Indeed, assuming a mean velocity of 1000 km/s ^{26}Al nuclei could travel distances of 200 pc within one fifth of their mean lifetime. Therefore the diffuse nature of the observed 1.809 MeV emission has a twofold origin. First due to the long lifetime many sources contribute to a diffuse glow and second the effects of the dynamical ejection tend to smear out the distribution of parent nuclei.

We used a 1D analytical prescription of expanding superbubbles to model these effects (Plüschke, 2001b). This model could be at large compared with the model described by Shull & Saken (1995). This model assumes a uniform ambient density and drives a thin shell blown by a variable energy source. The energy losses due to radiation are taken properly into account. By taking the time profiles of the wind power and cumulative mass loss for each synthetic association as driver we computed the evolution of the bubble radii. In the final step we distributed the expected mass of ^{26}Al coming from the individual associations uniformly over a circle at the sky representing the mean expected bubble radius and do a quantitative model comparison with the observed 1.809 MeV data by means of Maximum Likelihood fitting. The lower panel in Fig. 4 shows the resulting γ -ray intensity distribution of a model assuming a mean ambient density of 10 cm^{-3} . In addition, this image has been convolved with a Gaussian of 3.8 (FWHM) to resemble the COMPTEL imaging capabilities. The model fits prefer a model with mean ambient density between 20 and 30 cm^{-3} , which is consistent with the ambient densities inferred by others (e.g. Comeron & Torra, 1994).

In addition, the model fitting supports the idea of a low-intensity component with an extent as large as the total Cygnus region. The most plausible origin for this might be a foreground source. Nevertheless, contributions from novae and/or AGB stars, leading in general to a much smoother, low-intensity emission, can not be excluded. This feature may also be seen as hint in favour of a real existence of the association Cygnus OB6 & 6, which indeed should have very large angular extents (Alter et al., 1970).

Finally, from this model of the massive star population of the Cygnus region a prediction of the γ -ray line flux due to radioactive decay of ^{60}Fe emerges. Within the given framework we expect a total flux $(8.6 \pm 5.1) \cdot 10^{-6} \text{ ph cm}^{-2} \text{ s}^{-1}$, which is well below the COMPTEL sensitivity limit and even for INTEGRAL we do not expect much to be seen.

3 Summary

We have shown that the extended 1.809 MeV line flux in the Cygnus star forming region can be consistently modelled with the ^{26}Al nucleosynthesis in massive stars and its ejection

by stellar winds and core-collapse supernovae. Based on known properties of the population of massive stars in Cygnus we construct a time dependent 1.809 MeV light curve. We find the optically determined number of massive stars is insufficient to match the present day flux level. With an extinction correction based on detailed CO maps, however, the γ -ray flux can be reproduced. This implies an increased number of massive stars in the individual OB associations above those deduced from optical surveys, which is confirmed by a detailed analysis of the 2MASS NIR data of the Cygnus OB2 region (Knödlseider, 2000). We estimate relative contributions from OB associations and isolated WR stars and SNRs of 70% and 20%, respectively. Another 10% of the observed 1.809 MeV emission might be due to a low-level foreground.

Our study support the basic notion of dynamic injection and distribution of freshly synthesized ^{26}Al . Star formation correlated in space and time leads to expanding superbubbles filled with new radioactivity. Within the approximation of spherically symmetric thin shells expanding in a uniform ambient medium we estimate an exterior density between 20 and 30 cm^{-3} .

References

- Alter, J. et al., *Catalogue of star clusters and associations*, Budapest: Akademiai Kiado, 1970.
- Comeron, F. and Torra, J., *ApJ* **423**:652+, 1994.
- Dame, T.M. et al., *ApJ* **547**:792-813, 2001.
- Elmegreen, B.G. and Efremov, Y.N., *ApJ* **466**:802+, 1996.
- Garmany, C.D. et al., *ApJ* **263**:777+, 1982.
- Garmany, C.D. and Stencel, R.E., *A&AS* **94**:211-244, 1992.
- Green, D.A., *Catalogue of galactic SNRs (August 2000)*, URL: <http://www.mrao.cam.ac.uk/surveyz/snrs/>, 2000.
- Knödlseider, J. et al., *A&A* **344**:68-82, 1999.
- Knödlseider, J., *ApJ* **510**:915-929, 1999.
- Knödlseider, J., *A&A* **360**:539-548, 2000.
- Massey, P. et al., *ApJ* **454**:151+, 1995.
- Meynet, G. et al., *A&A* **320**:460-468, 1997.
- Plüschke, S. et al., in *Astronomy with Radioactivities*, Ringberg, Sep. 1999, eds. R. Diehl & D. Hartmann, MPE Rep. 274, 1999.
- Plüschke, S. et al., in *The Influence of Binaries on Population Studies*, Brussels, Aug. 2000, eds. W. van Rensbergen, D. Vanbeveren & B. de Loore, KAP (in press), 2000.
- Plüschke, S. et al., *Proc. of the 4th INTEGRAL Workshop*, Alicante/Spain, ESA-SP series (in press), 2001.
- Plüschke, S., PhD thesis, TU München, 2001.
- Prantzos, N. and Diehl, R., *Phys. Rep.* **267**(1):1-70, 1996.
- Schönfelder, V. et al., *A&AS* **143**:145-179, 2000.
- Shull, M.J. and Saken, *ApJ* **444**:663-671, 1995.
- Thornton, K. et al., *ApJ* **500**:95+, 1998.
- van der Hucht K., et al., *New Astr. Rev.* **45**(3):135-232, 2001.
- Woosley, S.E. and Weaver, *ApJS* **101**:181+, 1995.