

# General Properties of Recurrent Bursts from SGRs

R.L.Aptekar<sup>1</sup>, P.S.Butterworth<sup>2</sup>, T.L.Cline<sup>2</sup>, D.D.Frederiks<sup>1</sup>, S.V.Golenetskii<sup>1</sup>, V.N.Il'inskii<sup>1</sup>, E.P.Mazets<sup>1</sup>, and V.D.Pal'shin<sup>1</sup>

<sup>1</sup> Ioffe Physico-Technical Institute, St.Petersburg, 194021, Russia

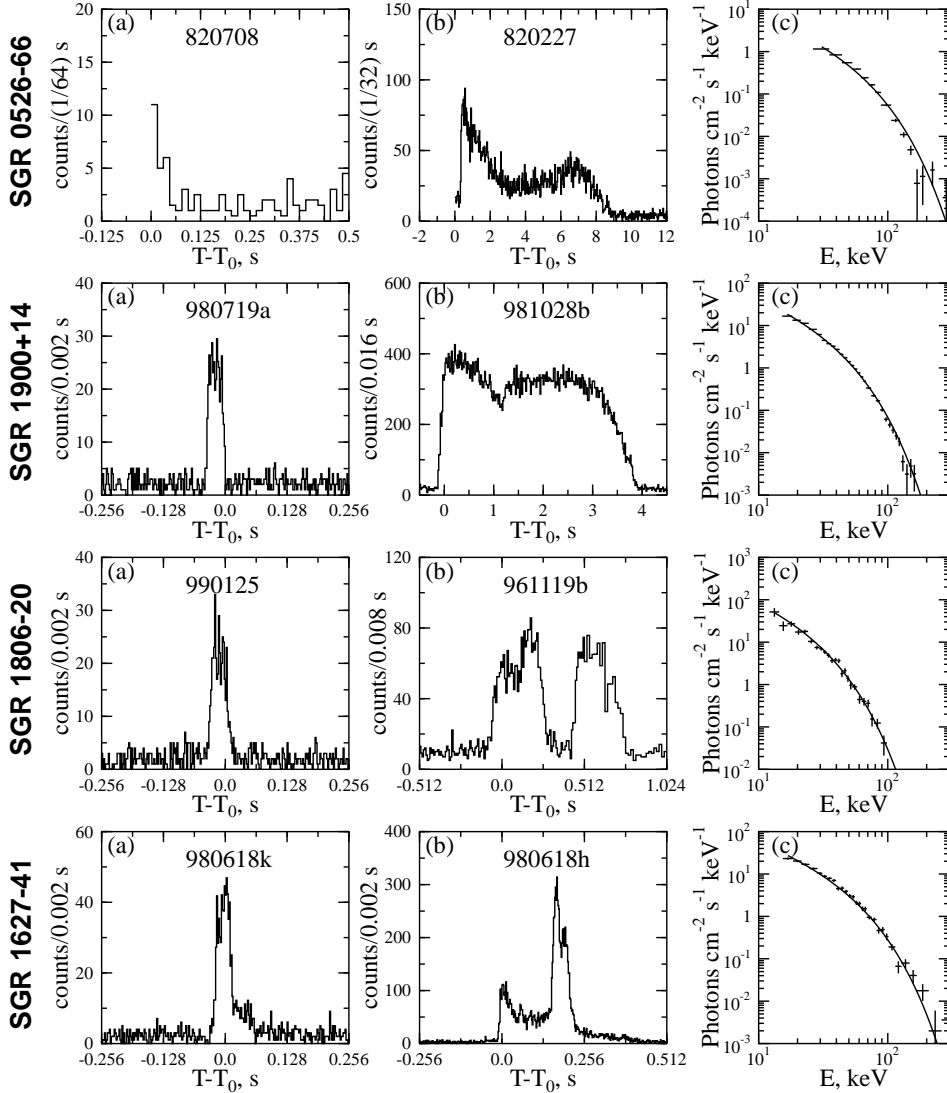
<sup>2</sup> Goddard Space Flight Center, Greenbelt, MD 20771, USA

Recurrent short gamma-ray bursts with soft energy spectra were discovered with the Konus experiment onboard the Venera 11 and Venera 12 missions in March, 1979 [1]. The famous superintense gamma-ray outburst on 1979 March 5 was followed by a series of 16 weaker bursts from source FXP 0526-66, over a period of several years [2,3]. Also, in March, 1979 three short bursts were detected and localized with the Konus experiment from another source, B1900+14 [4]. It was suggested that repeated soft bursts represent a distinct class of events different in their origin from the majority of gamma-ray bursts [2,5]. In 1983, the Prognoz 9, ICE, and SMM spacecraft detected a dense series of soft recurrent burst from a third source, 1806-20 [6,7,8], confirming the existence of a new class of objects. These sources of recurrent soft bursts were named Soft Gamma Repeaters, SGRs. The fourth source, SGR 1627-41 was discovered and localized only in 1998 [9,10,11,12]. In 1997 two bursts were observed coming from a fifth SGR 1801-23 [13,14]. The burst emission from SGRs tends to be concentrated into short periods (weeks to months) of intense activity separated by relatively long periods (years) of quiescence.

A Konus catalog of SGR activity was prepared with aim of enabling the detailed study of repeated bursts and comparison of the characteristics of different sources [15]. This catalog contains observational data on the bursting activity of all five known SGRs accumulated with Konus gamma-ray burst experiments onboard Venera 11–14, Wind and Kosmos-2326 spacecraft in the period 1978–2000. These data on rates, time histories and energy spectra were obtained with similar instruments and are collected together in a comparable form. The catalog is available electronically at <http://www.ioffe.rssi.ru/LEA/SGR/Catalog/>.

The catalog data illustrate all the well-known general properties of the repeated soft bursts: short durations, simple profile, rapid rise times ( $< 100$  ms) and soft spectra ( $kT \sim 20 - 30$  keV). As an example, the time histories and energy spectra of the SGRs are shown in Fig. 1. Spectral variability is apparent only in the course of a number repeated bursts of the SGR 1627-41 [12]. Fig. 2 illustrates one of such bursts.

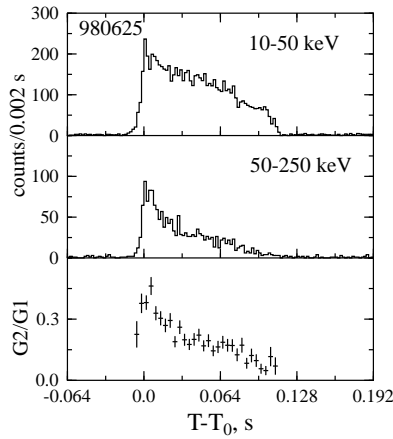
The catalog contains various characteristics of repeated bursts such as burst durations, fluences, peak fluxes, hardness of energy spectra and so on. These data enable users to perform statistical studies of possible relations between these properties. Some results of such investigations were published by Mazets et al. [16] for SGR 1900+14, by Woods et al. [10] for SGR 1627-41 and by Göğüs et al. [17,18] for SGR 1900+14 and SGR 1806-20. As further example of use of



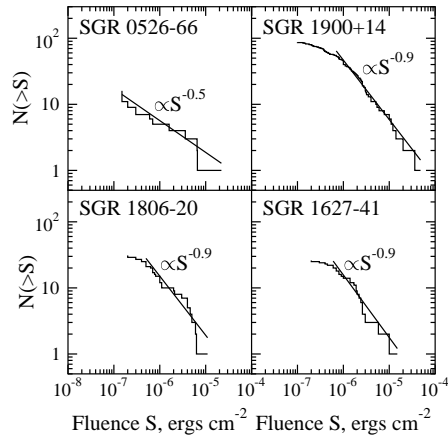
**Fig. 1.** Examples of time histories and energy spectra for four SGRs (a) the shortest burst, (b) the longest burst, (c) the typical energy spectrum.

the catalog data, the cumulative fluence distributions for four SGRs are shown in Fig. 3.

An important feature of SGRs is the giant periodic burst. The March 5, 1979 event remained the only one of this kind for a long time. Detailed study of the giant outburst on August 27, 1998 from SGR 1900+14 and a comprehensive comparison with the earlier event [20] showed that giant outbursts in SGRs sources are an intrinsic though rare stage in the evolution of these objects. Another unusual giant outburst was detected by the Konus-Wind experiment from SGR 1627-41 on June 18, 1998 [12]. Its energy output and peak luminosity are



**Fig. 2.** An example of a burst from SGR 1627-41 with strong spectral variability.



**Fig. 3.** Cumulative fluence distributions of SGR bursts.

close to the values of the other two giant events. Its peculiarities include a longer rise time, no long tail and no pulsations.

Conclusion, the catalog reveals general similarities between properties of the known SGRs. At the same time there are also evident distinctions. Studying such similarities, distinctions, and individual features should lead us to deeper understanding of the fleeting but extremely powerful processes operating in the SGRs.

This work was supported by Russian Aviation and Space Agency Contract, RFBR grant N 99- 02-17031 and CRDF grant RP1-2260.

## References

1. Mazets, E.P., et al.: Nature, **282**, 587 (1979)
2. Mazets, E.P., et al.: Ap&SS, **75**, 47 (1981)
3. Golenetskii, S.V., et al.: Nature, **307**, 41 (1984)
4. Mazets, E.P., Golenetskii, S.V., & Guryan, Yu.A.: Soviet.Astron.Lett.,**5**, 343 (1979)
5. Mazets, E.P., et al.: Ap&SS, **84**, 173 (1982)
6. Atteia, J.-L., et al.: ApJ, **320**, L105 (1987)
7. Laros, J.G., et al.: ApJ, **320**, L111 (1987)
8. Kouveliotou, C., et al.: ApJ, **322**, L21 (1987)
9. Hurley, K., et al.: ApJ, **519**, L143 (1999)
10. Woods, P.M., et al.: ApJ, **519**, L139 (1999)
11. Smith, D., et al.: ApJ, **519**, L147 (1999)
12. Mazets, E.P., et al.: ApJ, **519**, L151 (1999)
13. Hurley, K., et al.: IAU, Circ. 6929 (1999)
14. Cline, T., et al.: ApJ, **531**, 407 (2000)
15. Aptekar, R.L., et al.: ApJS, in press (2001)
16. Mazets, E.P., et al.: Astronomy Letters, **25**, 628 (1999)
17. Göğüs, E., et al.: ApJ, **526**, L93 (1999)
18. Göğüs, E., et al.: ApJ, **532**, L121 (2000)
19. Hurley, K., et al.: Nature, **397**, 41 (1999)
20. Mazets, E.P., et al.: Astronomy Letters, **25**, 635 (1999)