

THE INTEGRAL CORE OBSERVING PROGRAMME

Christoph Winkler*

Astrophysics Division, ESA-ESTEC, 2200 AG Noordwijk, The Netherlands

ABSTRACT

The Core Programme (CP) of the INTEGRAL mission is defined as the portion of the scientific observing programme covering the guaranteed time observations for the PI collaborations and other members of the INTEGRAL Science Working Team. During the first two years of the mission, the guaranteed observing time uses 35% (year 1) and 30% (year 2) of the total annual observing time ($\sim 26.6 \times 10^6$ s per year). The Core Programme consists of three elements: a deep exposure of the Galactic central radian, regular (weekly) scans of the Galactic plane and pointed observations. This paper describes the current status of the INTEGRAL Core Programme and summarizes the key elements.

Key words: Integral, core programme, guaranteed time, nucleosynthesis, compact objects, high energy transients.

1. INTRODUCTION

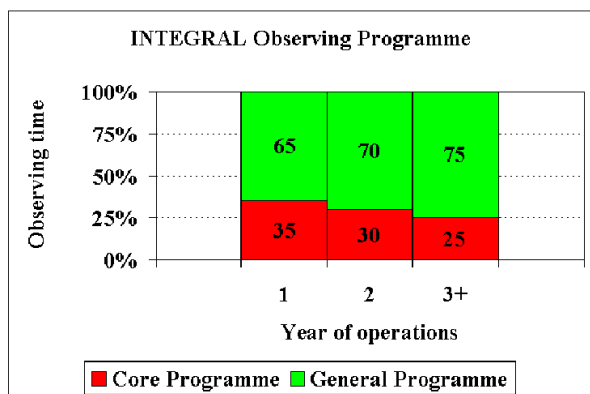


Figure 1. Breakdown of INTEGRAL observing time.

*On behalf of the INTEGRAL Science Working Team: G. Vedrenne, V. Schönfelder, P. Ubertini, F. Lebrun, N. Lund, A. Gimenez, T. Courvoisier, N. Gehrels, S. Grebenev, W. Hermsen, G. Palumbo, J. Paul, R. Sunyaev, B. Teegarden, C. Winkler.

The gamma-ray satellite INTEGRAL will be operated as an observatory with the majority of scientific observing time being awarded to the scientific community at large, following standard AO and peer-review procedures: this constitutes the General Programme covering open time observations. As a return to those scientific collaborations and individual scientists who contributed to the development, design and procurement of INTEGRAL and who are represented in the INTEGRAL Science Working Team (ISWT), a portion of the total scientific observing time, the guaranteed time, will be used for their Core Programme observations (Figure 1).

Table 1. Core Programme elements and allocated observing time during first year of operations.

Priority	Core Programme Element	Exposure (10^6 s)
1	Deep exposure of the Galactic central radian (GCDE)	4.3
2	Weekly scans of the Galactic plane (GPS)	2.3
3	Pointed observations:	
	• transient events (TOO)	1.7
	• Vela region	1.0
	<i>total pointed observations</i>	2.7
Total		9.3

The guaranteed time amounts during the first year of nominal operations to 35% (or $\sim 9.3 \times 10^6$ s) of the total annual observing time ($\sim 26.6 \times 10^6$ s)¹. This share decreases to 30% (year 2) and 25% (to be confirmed, during extended mission).

The Core Programme (Gehrels et al., 1997), (Winkler, 1999) will consist of three elements as shown in Table 1. The data from the Core Programme observations belong to the ISWT for the usual proprietary

¹Note, that these numbers may decrease slightly as time for instrument calibration observations during nominal operations needs to be allocated

period of one year, after which the data will become public (see Section 4).

2. SCIENCE OBJECTIVES OF THE CORE PROGRAMME

2.1. Deep Exposure of the Galactic Central Radian (GCDE)

The GCDE is driven by the following objectives:

- mapping line emission from nucleosynthesis radioisotopes (e.g. ^{26}Al , ^{44}Ti , 511 keV),
- mapping continuum emission of the Galactic ridge, and
- performing deep imaging and spectroscopic studies of the central region of the Galaxy.

Several interesting emission regions in or near the Galactic plane have been identified using CGRO OSSE and COMPTEL: these include the ^{26}Al (7×10^5 years half life) mapping the sites of nucleosynthesis in the past million years in the Galaxy (Diehl et al., 1995), and ^{44}Ti (half life ~ 60 years) which has been detected by COMPTEL from the Cas A SNR (Iyudin et al., 1994) and more recently from a region coincident with a new SNR in Vela, detected by ROSAT (Iyudin et al., 1998). OSSE mapping of the positron - electron annihilation radiation at 511 keV shows a central bulge, emission in the Galactic plane and an enhancement of extension of emission at positive latitudes above the Galactic centre (Purcell et al., 1997). Other isotopes such as ^{60}Fe produce lines which could be detected by INTEGRAL. The origin of the clumpy structure of the COMPTEL observed ^{26}Al maps and the ^{44}Ti emission from hidden supernovae ("hot spots") are key targets of INTEGRAL research.

The INTEGRAL GCDE deep exposure will also study the continuum gamma-ray and hard X-ray emission from the Galactic plane. This "galactic ridge" is concentrated in a narrow band with a latitude extent of $\sim 5^\circ$ and a longitude extent of $\pm 40^\circ$ (Gehrels & Tueller, 1993), (Valinia & Marshall, 1998), (Strong et al., 1999). The exact distribution and spectrum of the ridge emission is not well known. The origin is thought to be Bremsstrahlung from cosmic ray electrons, but this is also not fully established. INTEGRAL will be able to map the emission with high sensitivity and high angular resolution. This should allow the removal of the point-source origin of the emission so that the spectrum can be determined with high confidence. The GCDE will resolve isolated point sources with arcmin location and provide source spectra with high energy resolution. At least 90 sources known as X- and gamma-ray emitters are contained in the region at ~ 10 keV and GRANAT/SIGMA, BeppoSAX and other earlier missions have found this region to be filled with

a number of highly variable and transient sources (Vargas et al., 1997), (Ubertini et al., 1997). Many are thought to be compact objects in binary systems undergoing dynamic accretion. However, even for some of the brightest sources in the region (1E 1740.7–2942, GRS 1758–258) the detailed nature of the systems are not known. INTEGRAL will study the faintest sources with high angular resolution allowing multi-source monitoring within its wide field of view during single pointings. Also interesting will be searches for gamma-ray emission from SgrA*, at the Centre of the Galaxy (Sunyaev et al., 1993).

The central radian of the Galaxy will be observed using a set of 4 rectangular pointing grids each with a pitch of 2.4° . The grids are shifted with respect to each other by 1.2° (Figure 2). The outer grid covers the celestial region between $-30^\circ \leq l \leq +30^\circ$ and $-20^\circ \leq b \leq +20^\circ$, while the three inner grids extend to galactic latitude $\pm 10^\circ$ only. This choice allows to obtain an exposure ratio of 4:1 of the inner ($\leq 10^\circ$) part of the Galactic plane compared to the outer ($\leq 20^\circ$) part. The entire GCDE grid system is therefore optimized to minimise SPI imaging artefacts and to optimize IBIS' sensitivity to point sources predominantly located close to the Galactic plane. With an assumed 200 s slew duration for 2.4° and 1800 s exposure per point, about 2.15×10^6 s will be required to scan all grids once. Within the total time allocation for the GCDE, all four grids will be scanned 2 times per year.

2.2. Weekly scans of the Galactic plane (GPS)

The scanning of the Galactic plane (GPS) will be mainly done for two reasons: the most important one is to provide frequent monitoring of the plane in order to detect transient sources because the gamma-ray sky in the INTEGRAL energy range is dominated by the extreme variability of many sources. The scans would find sources in high state (outburst) which warrant possible scientifically important follow-up observations (Target of Opportunity [TOO] observation, see Section 2.3). The second reason is to build up time resolved maps of the Galactic plane in continuum and diffuse line emission such as ^{26}Al , ^{44}Ti and 511 keV with modest exposure. CGRO and SIGMA have been detecting Galactic compact sources of several different categories/groups which include X-ray binaries (e.g. X-ray novae, Be binary pulsars) and in particular superluminal sources (GRS 1915+105 and GRO J1655–40). The occurrence rates for events that INTEGRAL can observe is about 2 events/year for each of these classes, where pointing constraints due to the fixed solar arrays have been taken into account. The important time scales for the transient outbursts vary significantly from class to class and from event to event, but a typical duration of an event is 1 - 2 weeks and a typical variability time scale is of the order of 1 day.

The scans will be performed once a week by perform-

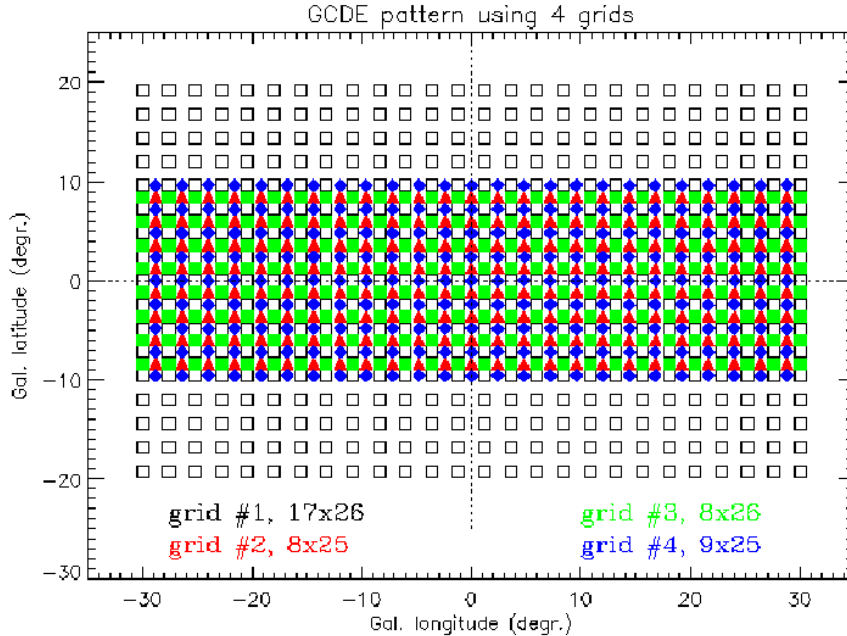


Figure 2. Pointing grids for the GCDE exposure. The exposure per pointing (separated by 2.4°) is 30 minutes. The area (4 grids) will be scanned twice per year. Grid 1: 442 pointings (open squares); Grid 2: 200 pointings (triangles); Grid 3: 208 pointings (filled squares); Grid 4: 225 pointings (diamonds).

ing a “slew - and stare” manoeuvre (Figure 3) of the spacecraft along the visible (accessible) part of the Galactic plane (Figure 4) with latitude extent $\pm 10^\circ$. The accessible part of the Galactic plane depends on viewing constraints including the solar aspect angle (40° during first two years outside eclipse seasons, 30° during first two years during eclipse seasons, and 30° during extended mission phase) due to the fixed solar arrays, and on the season of the year.

The angular distance between subsequent exposures (1050 s each) along the scan path is 6° . The scan will be performed as a sawtooth with inclination of 21° with respect to the Galactic plane, each subsequent scan is shifted by 27.5° in galactic longitude. The visibility (Figure 4) of the Galactic plane depends on the annual season. On average a strip of width $b = \pm 10^\circ$ has a longitude extent of 178.4° (ranging from 100° to 350°) and requires on average 12.3 hours of scanning (ranging from 6.8 hours to 23.6 hours).

2.3. Pointed observations

Remaining Core Programme observing time (2.7×10^6 s, Table 1) not spent on GPS and GCDE will be devoted to dedicated pointings on individual sources, which have been defined as:

- transient events
 - unknown transient events: local group SNII, SNIa, classical novae and previously unknown X-/ γ transients,

- known transient events: GRS 1915+105, GRO J1655, 1E 1740–2942, Cyg X–1, Cyg X–3, GX 339–4 and Mk 501, and,

- Vela region, target pointing at (l,b) = ($265^\circ, 0^\circ$).

2.3.1. Transient events

Core Programme observing time of $\sim 1.7 \times 10^6$ s will be set aside to be able to perform scientifically important follow-up observations on those events (“TOOs”) which have either been detected during INTEGRAL’s GPS and GCDE observations or where the trigger has been observed by optical telescopes (SN and Novae) or observations at other wavelengths. Core Programme observation time will be used on any of the known and unknown sources listed above, whatever TOO event comes first.

The greatest advantage of INTEGRAL, as compared to other high energy missions, is its high spectral resolution and high sensitivity at energies above 100 keV. The strongest point for INTEGRAL to respond to a TOO call is the potential to detect transient high energy emission features (e.g. 511 keV, its scattering feature at 170 keV; 480 keV (${}^7\text{Li}$); MeV bump; flares from Blazars). The high energy cutoff or spectral break as a function of time may provide critical information to our understanding of the emission mechanism and system parameters. Concerning the high energy continuum, several pointings for each flare or outburst are required to achieve meaningful science return since the spectral evolution instead of simply the spectral shape is the main objective here. Sep-

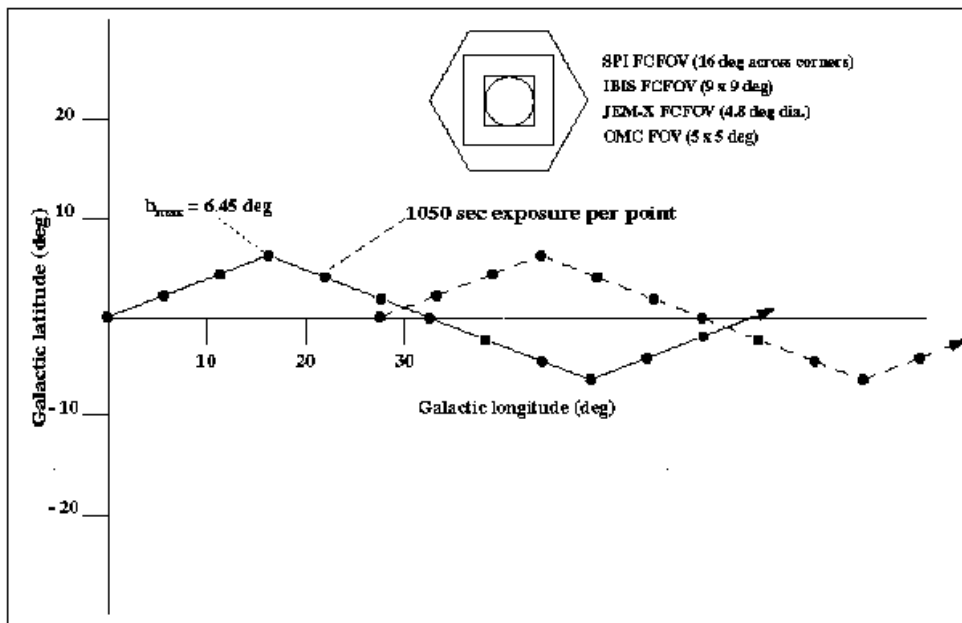


Figure 3. Schematic view of two consecutive GPS scans. The angular distance between subsequent exposures (1050 s each) along the scan path is 6° . The scan will be performed as a sawtooth with inclination of 21° with respect to the Galactic plane, each subsequent scan is shifted by 27.5° in galactic longitude.

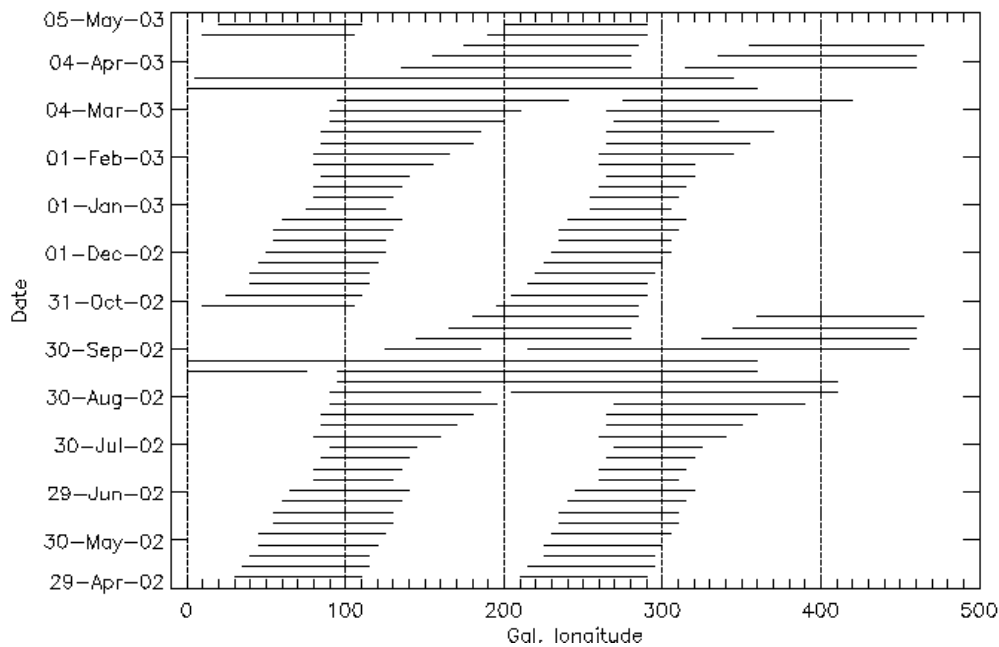


Figure 4. Visibility of a $b = \pm 10^\circ$ - wide strip used for GPS scans centred on the Galactic plane during the first year of operations assuming a 22 April 2002 launch date. The extent of the visible part of the Galactic plane is shown by the solid lines.

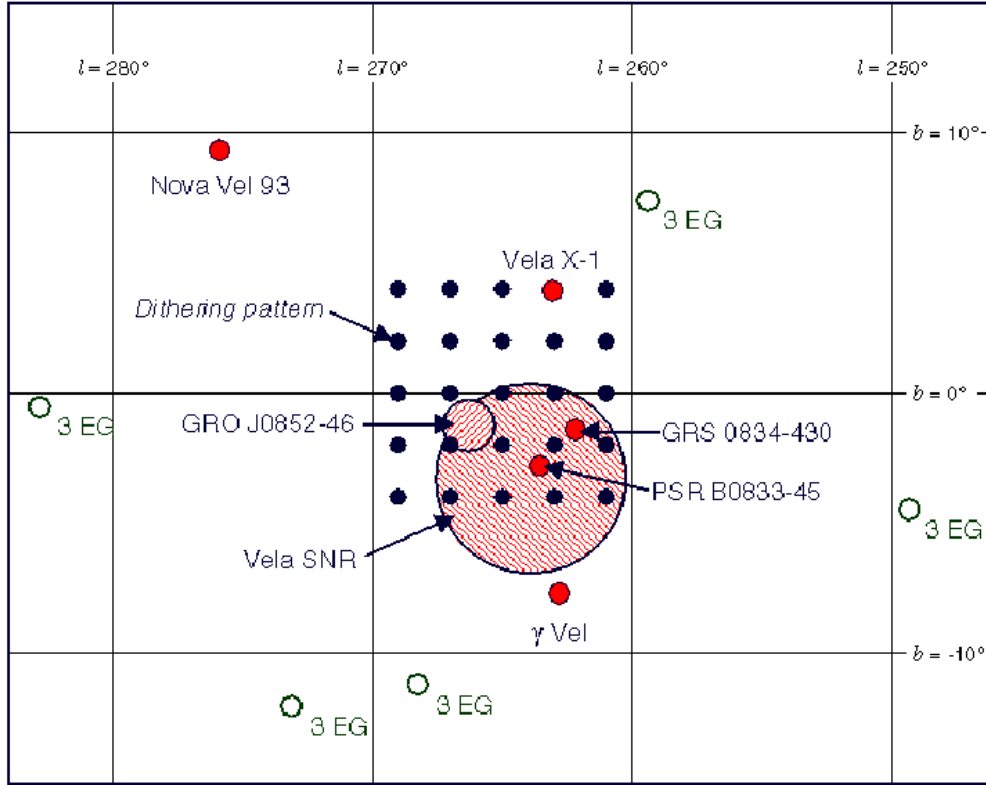


Figure 5. Finding chart of the target sources to be scrutinized during the proposed INTEGRAL survey of the Vela region.

aration between the exposures depends on the time scale of the event.

The chance that a supernova of type Ia occurs with detectable gamma-ray line emission from the $^{56}\text{Ni} \rightarrow ^{56}\text{Co} \rightarrow ^{56}\text{Fe}$ decay chain in the INTEGRAL life-time, is promising.

The maximum distance for a SNIa, to be detected by SPI, will depend on the line broadening: If an expansion velocity of 10,000 km/s is assumed, the SPI sensitivity limit for detecting the 847 keV ^{56}Co -line is about $3 \times 10^{-5} \text{ cm}^{-2} \text{ s}^{-1}$. For a ^{56}Ni -yield of the supernova of $1 M_{\odot}$, this results in a detectability up to a distance of 15.5 Mpc. Within this distance, one type Ia supernova can be expected every two or three years (Gehrels et al., 1987).

The chance to detect gamma-ray line emission from a nearby type II supernova is much smaller, because of the lower ^{56}Ni -yield and the long obscuration time of type II supernovae to gamma-rays.

Radioactive elements are being synthesized during a Nova explosion, yet to be detected through gamma-ray line emissions. Short lived beta unstable nuclei may be detected via the 511 keV annihilation emission. Today's most interesting gamma-ray lines are 1275 keV (^{22}Na , $t = 3.8 \text{ y}$) and 478 keV ($^7\text{Be} \rightarrow ^7\text{Li}$, $t = 53 \text{ d}$).

1275 keV: Recent results on two near novae (Nova Her 1991, Nova Cyg 1992) as observed by CGRO es-

tablished 2σ upper limits of ~ 2 to $3 \times 10^{-5} \text{ cm}^{-2} \text{ s}^{-1}$). SPI should be able to achieve a positive detection on similar events.

478 keV: Assuming an ejected mass of $10^{-5} M_{\odot}$, SPI should detect 478 keV emission for close ($\sim 500 \text{ pc}$) novae just after outburst. INTEGRAL should provide evidence whether C-O novae do produce ^7Li , which is under abundant in standard big bang nucleosynthesis as compared to solar abundance by more than an order of magnitude (Hernanz et al., 1996), (Hernanz et al., 1999).

2.3.2. Vela region

Finally, the remaining Core Programme observing time allocated to pointed observations ($\sim 1.0 \times 10^6 \text{ s}$, see Table 1) will be used for an observational survey of the Vela region, using the 5×5 dither pattern centred on $(l, b) = (265^{\circ}, 0^{\circ})$. This region is a showcase for Galactic sources active in the INTEGRAL energy domain, including massive stars, historical SNe, young SNR's, spin powered pulsars. Furthermore, the survey intends to depict and study the diffuse 1.8 MeV interstellar source(s) as well as few unidentified EGRET (EG) sources (Figure 5).

3. EXPOSURE TIMES AND SENSITIVITIES

3.1. GCDE

The area covered by the GCDE will receive a net exposure (i.e. excluding slews) of $\sim 4 \times 10^6$ s per year which will give SPI a 3σ sensitivity of $\sim 3.5 \times 10^{-6}$ $\text{cm}^{-2} \text{s}^{-1}$ for narrow lines in the 100 keV - 2 MeV region, sufficient for mapping and for detailed line shape studies at 1809 keV (Gehrels & Chen, 1996) of the bright ^{26}Al “hot spots” ($\sim 3 \times 10^{-5}$ $\text{cm}^{-2} \text{s}^{-1}$) as detected by COMPTEL. The continuum sensitivities (3σ) in the 100 keV to 1 MeV range would be 1×10^{-6} to 8×10^{-8} $\text{cm}^{-2} \text{s}^{-1} \text{keV}^{-1}$ (SPI) and $(2.5$ to $3) \times 10^{-7}$ $\text{cm}^{-2} \text{s}^{-1} \text{keV}^{-1}$ (IBIS) while JEM-X would achieve $\sim 3.5 \times 10^{-6}$ $\text{cm}^{-2} \text{s}^{-1} \text{keV}^{-1}$ in the 3 to 30 keV range.

In Figure 6 we show a SPI simulation (Jean et al., 2000) of the GCDE exposure at 511 keV taking the OSSE 3-source model (extended feature, point source at Galactic centre, emission at northern latitude) according to Purcell et al. (1997) as input model into account.

3.2. GPS

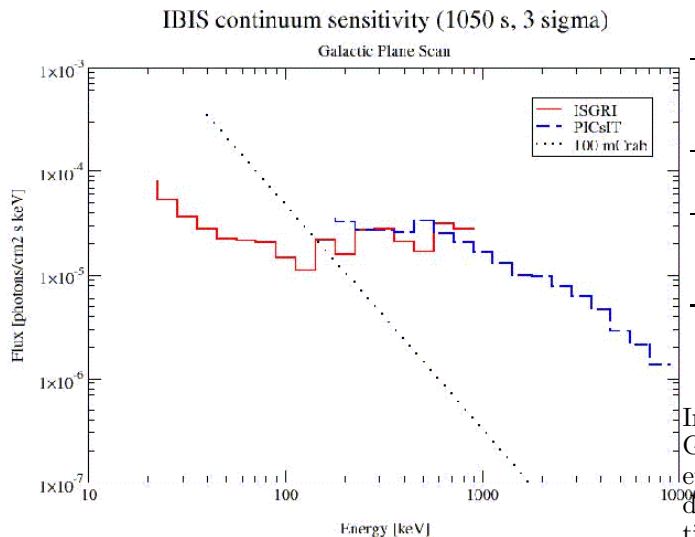


Figure 7. IBIS continuum 3σ sensitivity for a single point on a GPS sawtooth scan (1050 s exposure).

The IBIS continuum 3σ sensitivity for a single point on a GPS sawtooth scan (1050 s exposure, Figure 3) is shown in Figure 7. This will correspond to a 3σ sensitivity of 1.5×10^{-5} $\text{cm}^{-2} \text{s}^{-1} \text{keV}^{-1}$ @ 100 keV and $\sim 1.9 \times 10^{-5}$ $\text{cm}^{-2} \text{s}^{-1} \text{keV}^{-1}$ @ 1 MeV. For SPI a 1050 sec exposure would result in a 3σ sensitivity of 4.6×10^{-6} $\text{cm}^{-2} \text{s}^{-1} \text{keV}^{-1}$ @ 1 MeV (continuum) and 1.6×10^{-4} $\text{cm}^{-2} \text{s}^{-1}$ @ 1 MeV (narrow line).

Due to the large coded field-of-views for SPI (FCFOV 16° across) and IBIS (FCFOV $9^\circ \times 9^\circ$), a single “staring” point on a GPS scan will not only receive the nominal exposure per pointing (1050 s), but a larger amount given by the larger partially coded

FOV: While this exposure point is still located within the partially coded field-of-view (PCFOV, coverage to zero response), additional exposure will be collected as the spacecraft (i.e. the co-aligned instruments) is pointing at close neighbouring positions of that single exposure point (see Figure 3).

For SPI and IBIS, a single “staring” point will therefore receive a total exposure of 3465 s (SPI), and 3255 s (IBIS) on each scan, while JEM-X and OMC – because of the smaller FOV’s – will accumulate 1050 s per point/scan.

The 3σ sensitivities for the high energy instruments which can be obtained for one “staring” point during a single scan, and for the same “staring” point for all scans during one year are listed in Table 2. The exposure values for OMC are equivalent to the JEM-X values. The expected sensitivities will allow detection of transient sources throughout the Galaxy.

Table 2. GPS: sensitivities per exposure point along sawtooth. (1): Exposure within FCFOV per single pointing. (2): Exposure within FCFOV per pointing per year. (3): Units are $\text{cm}^{-2} \text{s}^{-1} \text{keV}^{-1}$.

Instrument	Exposure ⁽¹⁾ (s)	3σ sensitivity ⁽³⁾ @ energy (MeV)
JEM-X	1050	4.0×10^{-4} @ 0.006
IBIS	3255	8.8×10^{-6} @ 0.1
SPI	3465	2.5×10^{-6} @ 1
Exposure ⁽²⁾ (s)		
JEM-X	26,900	7.9×10^{-5} @ 0.006
IBIS	83,500	1.7×10^{-6} @ 0.1
SPI	88,900	4.9×10^{-7} @ 1

In Figure 8 we show IBIS simulation results of one GPS scan across the Galactic Centre (Goldwurm et al., 2000). Several known sources can be easily detected at levels above 10σ . Furthermore, simulation of a 1 Crab transient results in a 90% error radius less than 10 arcseconds providing accurate data for optical/radio follow-up observations. Finally, a faint source (30 mCrab) located in a crowded region would be detected at the 6σ level.

3.3. Pointed observations

3.3.1. Follow-up observations of unknown TOO’s

Supernovae and Novae observations would be possibly done repeatedly at various times after onset, to study, for example, early observations of radioactivity from Co breaking through the SN envelope and late observations of ^{44}Ti . The typical total exposure would amount to $\sim 1 - 2 \times 10^6$ s.

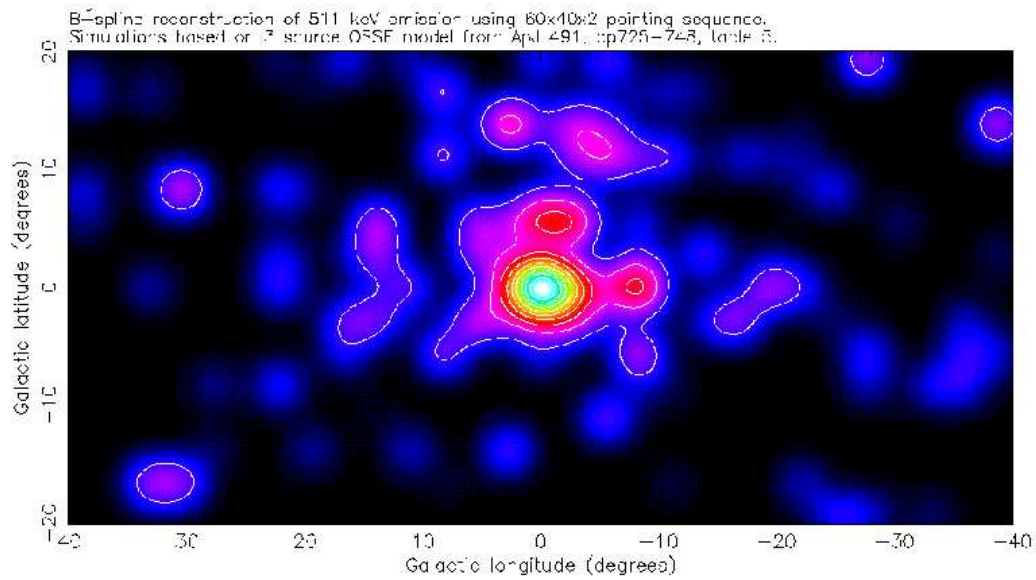


Figure 6. Simulated image of a possible 511 keV emission model for GCDE (see text), from Jean et al. (2000).

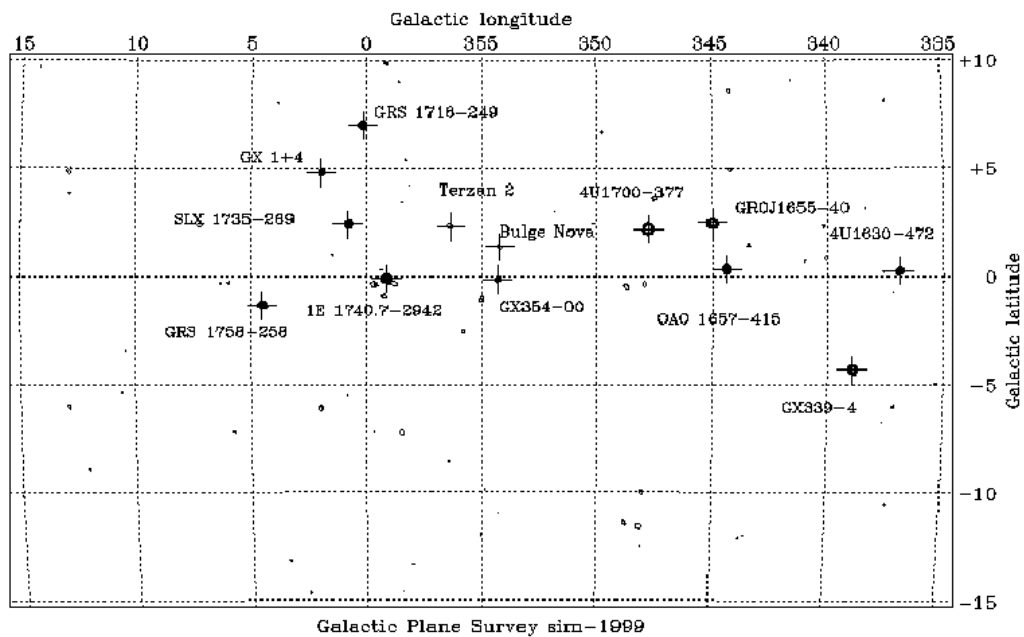


Figure 8. Contour level image of the 50-150 keV reconstructed sky region of a simulated GPS scan with IBIS. Levels start from 2.5σ , spaced by 1σ . All marked sources are detected at more than 4.5σ (Goldwurm et al., 2000).

3.3.2. Follow-up observations of known TOO's

These sources also require a number of repeated observations after alert on intervals ranging from days to weeks. Typical total exposure per source would amount to $\sim 3 \times 10^5$ s with an IBIS sensitivity of $\sim 9 \times 10^{-7}$ cm⁻² s⁻¹ keV⁻¹ (0.07 mCrab) at 100 keV. These observations will be triggered if the source deviates significantly from a "normal" intensity level. These would be, for example for GRS1915+105, a flux exceeding 500 mCrab @ 10 keV, or 300 mCrab @ 100 keV for GRO J1655, easily detectable by a single GPS exposure.

3.3.3. Survey of the Vela region

Studies of point sources and nucleosynthesis studies of the Vela regions require typically $\sim 10^6$ s. The continuum sensitivities (3σ) obtainable during that observation in the 100 keV to 1 MeV range would be 2×10^{-6} to 1.5×10^{-7} cm⁻² s⁻¹ keV⁻¹ (SPI) and $(5 \text{ to } 6) \times 10^{-7}$ cm⁻² s⁻¹ keV⁻¹ (IBIS) while JEM-X would achieve $\sim 7 \times 10^{-6}$ cm⁻² s⁻¹ keV⁻¹ in the 3 to 30 keV range. For line studies SPI will achieve a 3σ sensitivity of $\sim 7 \times 10^{-6}$ cm⁻² s⁻¹ in the 100 keV to 2 MeV region.

4. DATA ANALYSIS AND DATA RIGHTS

Data from the Core Programme will be used by the ISWT as a common scientific database. This database will be analysed according to research categories (e.g. diffuse galactic emission) and topics (e.g. 511 keV line profiles). The topics/scientists involved in that research do match the agreed share of Core Programme data within the ISWT. The data are property of the ISWT for the duration of one year. Then they will become publicly available through the archive. The same rules do apply for data obtained during the open time (General Programme).

The specification² of the known and unknown transients (see above) serves the purpose to clearly notify the scientific community at large on the CP guaranteed targets. Note, however, that due to the random nature of transient events and the limited amount of CP allocated time, it is possible that not all pointed TOO follow-up observations will be performed within the CP allocated time. Therefore open time proposals for any of those TOO sources as listed above are not a priori prohibited and should differ in scientific objectives and instrument modes but run a smaller chance of being executed than any open time TOO proposals made for transient events not listed in the CP. The Vela region is reserved as a guaranteed time target.

In case TOO follow-up observations will be performed for (exciting) scientific reasons, and the required time would exceed the total allocated ceiling, and no open time proposals would exist, then these observations would be performed, but the data would be made publicly available immediately. However, the ISWT will keep some flexibility in the overall allocation of its CP time in case a major TOO event (e.g. close-by SN) would occur and not sufficient time would be available anymore. In this case the ISWT will review the CP priorities and, if available, re-assign GCDE and GPS time for this follow-up observation. In case of low TOO activity, more time could be spend on the Vela region observation.

ACKNOWLEDGMENTS

The INTEGRAL Core Programme has been defined by the Core Programme Working Group (N. Gehrels, N. Lund, P. Ubertini, V. Schönfelder, C. Winkler) who has been charged by the ISWT with this task. The fundamental support of the instrument teams, in particular through extensive simulation studies, and of the INTEGRAL Mission Scientists is gratefully acknowledged.

REFERENCES

- Diehl R., et al., 1995, A&A 298, 445
 Gehrels N., et al., 1987, ApJ 322, 215
 Gehrels N., Tueller J., 1993, ApJ 407, 597
 Gehrels N., Chen W., 1996, A&AS 120, 331
 Gehrels N., et al., 1997, ESA SP-382, 587
 Goldwurm A., et al., 2000, Proc. 5th CGRO Symposium, AIP 510, 703
 Hernanz M., et al., 1996, ApJ 465, L27
 Hernanz M., et al., 1999, Proc. 3rd INTEGRAL workshop, Ap. Lett. & Comm., 38, 407
 Iyudin A., et al., 1994, A&A 284, L1
 Iyudin A., et al., 1998, Nature 396, 143
 Jean P., et al., 2000, Proc. 5th CGRO Symposium, AIP 510, 708
 Purcell W., et al., 1997, ApJ 491, 725
 Strong A., et al., 1999, Proc. 3rd INTEGRAL Workshop, Ap. Lett. & Comm. 39, 221
 Sunyaev R., et al., 1993, ApJ 407, 606
 Ubertini P., et al., 1997, Proc. 4th CGRO Symposium, AIP 410, 1527
 Valinia A., Marshall F., 1998, ApJ 505, 134
 Vargas M., et al., 1997, Proc. 2nd INTEGRAL workshop, ESA SP-382, 129
 Winkler C., 1999, Proc. 3rd INTEGRAL workshop, Ap. Lett. & Comm. 39, 361

²The final list of targets will be made available in the INTEGRAL AO-1 documentation.