

Beyond Force Metrics: Pre-Training MLFFs for Stable MD Simulations

Shagun Maheshwari,[†] Janghoon Ock,[‡] Adeesh Kolluru,[‡] Amir Barati

Farimani,^{*,¶} and John R. Kitchin^{*,‡}

[†]*Department of Materials Science Engineering, Carnegie Mellon University, 5000 Forbes Avenue, Pittsburgh, PA 15213, USA*

[‡]*Department of Chemical Engineering, Carnegie Mellon University, 5000 Forbes Avenue, Pittsburgh, PA 15213, USA*

[¶]*Department of Mechanical Engineering, Carnegie Mellon University, 5000 Forbes Avenue, Pittsburgh, PA 15213, USA*

E-mail: barati@cmu.edu; jkitchin@andrew.cmu.edu

Abstract

Machine-learning force fields (MLFFs) have emerged as a promising solution for speeding up *ab initio* molecular dynamics (MD) simulations, where accurate force predictions are critical but often computationally expensive. In this work, we employ GemNet-T, a graph neural network model, as an MLFF and investigate two training strategies: (1) direct training on MD17 (10K samples) without pre-training, and (2) pre-training on the large-scale OC20 dataset followed by fine-tuning on MD17 (10K). While both approaches achieve low force mean absolute errors (MAEs), reaching 5 meV/Å per atom, we find that lower force errors do not necessarily guarantee stable MD simulations. Notably, the pre-trained GemNet-T model yields significantly improved simulation stability, sustaining trajectories up to three times longer than the model

trained from scratch. These findings underscore the value of pre-training on large, diverse datasets to capture complex molecular interactions and highlight that force MAE alone is not always a sufficient metric of MD simulation stability.

Introduction

Molecular dynamics (MD) simulation is a computational method used to analyze the physical movements of atoms and molecules over time, enabling the exploration of molecular interactions, structural rearrangements, and thermodynamic properties at the atomic scale. The primary aim of MD simulations is to provide insights into atomistic processes that are challenging or impossible to observe experimentally. Typical examples include folding pathways of small proteins and peptides,¹ ligand binding kinetics in drug discovery campaigns,² ion transport in solid-state battery electrolytes,³ crack propagation in structural alloys,⁴ and nucleation events in super-cooled liquids.⁵

Density functional theory (DFT) plays a critical role in molecular dynamics (MD) simulations by providing quantum mechanical calculations of interatomic forces derived from the electronic structure. While DFT yields highly accurate forces by explicitly accounting for electron interactions, its computational cost scales poorly with system size and simulation time, limiting its applicability to large-scale or long-timescale simulations.⁶ This limitation renders DFT impractical for long MD trajectories involving hundreds of thousands of time-steps or for simulations of systems with thousands of atoms. Consequently, classical MD simulations often rely on empirical force fields that approximate these interactions, sacrificing some accuracy to achieve feasible simulation durations and system sizes.^{7,8}

To address the computational limitations of *ab initio* methods like DFT, MLFFs have emerged as promising alternatives for MD simulations.⁶ MLFFs are data-driven models trained to approximate the potential energy surface (PES) and interatomic forces of atomistic systems based on reference calculations from quantum mechanical methods like DFT. By learning the mapping from atomic configurations to energies and forces, MLFFs enable

simulations that approach quantum-level accuracy while being orders of magnitude faster than traditional *ab initio* approaches. As a result, they allow the exploration of larger systems and longer timescales that would otherwise be intractable using direct quantum mechanical methods.

Significant advancements have been made in the field of MLFFs, primarily through graph neural network (GNN) models such as SchNet,⁹ DimeNet,¹⁰ PaiNN,¹¹ DeepPot-SE,¹² NequIP,¹³ and GemNet.¹⁴ These models leverage graph-based representations where atoms are treated as nodes and atomic interactions as edges. SchNet introduced continuous convolutional filters to model atomic interactions, while DimeNet extended these ideas by explicitly incorporating angular information. PaiNN further refined the approach by utilizing equivariant message-passing layers that respect rotational symmetries. GemNet advanced this by incorporating directional embeddings to better capture radial and angular geometric features, providing superior handling of directional information crucial for accurate molecular force prediction.

Despite their successes, MLFFs exhibit notable shortcomings, particularly regarding simulation stability and extrapolation behavior. A benchmark study conducted by Fu et al.¹⁵ emphasizes the limitations of force prediction metrics alone, demonstrating that high accuracy in force prediction does not always correlate with stable, realistic MD trajectories. They observed that models frequently failed simulations due to instability caused by extrapolation errors, where models predicted extreme, non-physical forces for configurations inadequately represented in training datasets. This instability often resulted in catastrophic trajectory divergence, bond breakage, and unrealistic configurations, even if models initially exhibited low force prediction errors. Fu et al.¹⁵ highlighted that these failures predominantly occur in simulations requiring long timescales or involving systems with complex interactions not well captured by the training data. These findings highlight stability and comprehensive configurational space coverage as critical metrics, suggesting that the development of robust MLFFs requires training on diverse molecular configurations to improve both simulation

stability and accuracy.

Motivated by these limitations, we explored pre-training strategies for improving MLFF performance and stability. Prior studies have shown substantial benefits of pre-training, where initial training on large and diverse datasets enhances the transferability and robustness of MLFFs. For example, pre-training has been shown to significantly enhance the generalizability and stability of models, allowing them to better capture complex molecular interactions encountered in extended simulations.^{16–19} Additionally, recent work has shown that pretrained models, such as EquiformerV2, can be fine-tuned to achieve state-of-the-art performance even on challenging, out-of-domain systems like high-entropy alloys, significantly accelerating atomistic discovery in materials science.²⁰ More broadly, various forms of pre-training allow graph neural networks to develop transferable atomic representations across diverse domains. These include small molecules, catalysts, and inorganic crystals, fostering more universal chemical understanding.^{21–23}

In this study, we investigate how pre-training an MLFF, specifically GemNet-T, on large-scale datasets impacts the stability of MD simulations. We show that pre-training on diverse atomic systems, including catalyst datasets, followed by fine-tuning on smaller molecular datasets, effectively reduces overfitting and enhances generalizability. These results underscore the significance of comprehensive, large-scale pre-training in capturing complex molecular interactions and provide a foundational framework for developing robust MLFFs for MD simulations.

Methods

Molecular Dynamics Simulation

MD simulation is a computational method used to model the physical movements of atoms and molecules over time by solving Newton’s equations of motion.²⁴ The MD simulation follows the Newtonian equation of motion, given by:

$$\frac{d^2\mathbf{x}}{dt^2} = m^{-1}\mathbf{F}(\mathbf{x}), \quad (1)$$

where \mathbf{x} denotes the atomic positions, m is the mass of the atom, and $\mathbf{F}(\mathbf{x})$ represents the force derived from the learned potential energy. The forces are calculated as the negative gradient of the predicted potential energy:

$$\mathbf{F}(\mathbf{x}) = -\nabla E(\mathbf{x}). \quad (2)$$

The atomic positions at each time step t are updated using the velocity Verlet integration scheme:

$$\mathbf{r}_i(t + \Delta t) = \mathbf{r}_i(t) + \mathbf{v}_i(t)\Delta t + \frac{1}{2}\mathbf{a}_i(t)(\Delta t)^2, \quad (3)$$

where $\mathbf{r}_i(t)$ is the position of atom i at time t , $\mathbf{v}_i(t)$ is the velocity, $\mathbf{a}_i(t)$ is the acceleration derived from the predicted forces, and Δt is the time step.

To control the temperature, a Nosé–Hoover thermostat was employed to maintain a target temperature of 500 K.¹⁵ The simulation was conducted using a time step of 0.5 fs and was run for 600,000 steps, corresponding to 300 ps of dynamics. Atomic positions were periodically saved for subsequent analysis.

By combining the Nosé–Hoover thermostat with the velocity Verlet integrator, the MD simulation effectively captured thermal fluctuations while preserving the physical consistency imposed by the machine-learned potential. This procedure generated a time series of atomic positions and velocities, $\{\mathbf{x}_t\}_{t=0}^T$, enabling a detailed evaluation of the system’s dynamical behavior under the trained model.

Structural Validation

To assess the structural fidelity of MLFFs in MD simulations of small molecules like Aspirin, we compute the pair-distance distribution function, $h(r)$. Unlike the radial distribution

function (RDF) used in bulk or periodic systems, the pair-distance distribution function is better suited for finite molecular systems,¹⁵ capturing the distribution of all interatomic distances within a molecule. It is formally defined as:

$$h(r) = \frac{1}{N(N-1)} \sum_{i=1}^N \sum_{j \neq i} \delta(r - \|\mathbf{x}_i - \mathbf{x}_j\|),$$

where N is the number of atoms and \mathbf{x}_i are their positions. This function provides a low-dimensional, geometry-sensitive descriptor of molecular structure, enabling direct comparisons between model-predicted and reference (*ab initio*) simulations. Following prior work,¹⁷ we are also able to compute the mean absolute error (MAE) between predicted and reference pair-distance distribution function curves to quantify structural deviations:

$$\text{MAE}_{h(r)} = \int_0^\infty \left| \langle h(r) \rangle - \langle \hat{h}(r) \rangle \right| dr.$$

This metric helps detect unphysical distortions like bond stretching or angle collapse, common causes of failure in MLFF driven MD, providing a more interpretable and structure specific complement to conventional force MAE.

Stability Criterion

We assess the stability of MD simulations for flexible molecules by monitoring bond lengths over time. A simulation is classified as unstable if, at any time $t < 300$ ps, the bond length between any atom pair exceeds a specified threshold, indicating bond breaking or excessive stretching that compromises structural integrity before the intended simulation duration. The criterion for instability is expressed as:¹⁵

$$\max_{(i,j) \in \mathcal{B}} \left| \|\mathbf{x}_i(t) - \mathbf{x}_j(t)\| - b_{i,j} \right| > \Delta \tag{4}$$

The time at which the simulation first exhibits a loss of structural integrity is defined as

the instability onset time, denoted t_{inst} , and is given by:

$$t_{\text{inst}} = \min \left\{ t \in [0, T] : \max_{(i,j) \in \mathcal{B}} ||\mathbf{x}_i(t) - \mathbf{x}_j(t)|| - b_{i,j} > \Delta \right\} \quad (5)$$

where \mathcal{B} is the set of bonded atom pairs, $||\mathbf{x}_i(t) - \mathbf{x}_j(t)||$ denotes the distance between atoms i and j at time t , $b_{i,j}$ is the reference bond length for the atom pair, and Δ is the allowable deviation threshold, set to 0.5 Å.

Machine Learning Force Fields

MLFFs learn an approximate representation of the potential energy surface from reference data, typically generated by quantum mechanical methods such as DFT. At each simulation step, the current atomic positions are input to the MLFF, which predicts the forces acting on each atom. These predicted forces are then used to iteratively update atomic positions throughout the simulation. Recently, GNN architectures have gained prominence for effectively capturing atomic connectivity in molecular systems. GNNs capture the connectivity of atomic structures by representing 3D atomic systems as graphs, where atoms are treated as nodes and interatomic distances define the edges.¹⁴

In this study, we utilize GemNet-T as the MLFF model. GemNet-T is a high-performing GNN designed to learn molecular energies and forces, building on prior models like DimeNet++.¹⁴ It enhances the representation of multi-scale geometric interactions by incorporating directional embeddings, capturing both radial and angular features. This enables more accurate force predictions, particularly for complex three-dimensional atomic arrangements.

Figure 1c illustrates the core structure of the GemNet-T model, a directional message-passing neural network designed for MD simulations. The model begins by embedding atomic information using both atomic numbers and local geometric features, including distances, angles, and dihedral angles. These inputs generate initial atom and edge embeddings that preserve the molecular structure. The embeddings are then processed through multiple

stacked interaction blocks, each consisting of a directional message-passing module and an atom-wise update. In GemNet-T, the message passing operates over one-hop neighborhoods and uses triplet-based geometric information (from distance and angle inputs) to encode directional relationships. This approach avoids the complexity of higher-order interactions, such as the quadruplet-based dihedral terms used in GemNet-Q, while still capturing essential directional features.¹⁴ After each message-passing step, atomic embeddings are updated through residual connections. Once all interaction layers are completed, the final atomic embeddings are aggregated to predict molecular energies and atomic forces. Importantly, these predictions are designed to be equivariant to translations, rotations, and reflections, ensuring that the model produces physically consistent results during MD simulations.¹⁴

Datasets

We use the MD17 dataset as the primary benchmark for small-molecule systems. MD17 consists of *ab initio* MD trajectories, where each snapshot provides atomic coordinates, DFT total energy, and per-atom forces.²⁵ Aspirin, a medium-sized organic molecule with 21 atoms and multiple rotatable bonds, is selected as a representative system due to its structural flexibility. This flexibility amplifies the impact of small force prediction errors, potentially leading to unstable trajectories over time. The aspirin subset in MD17 includes over 20,000 configurations (i.e., molecular snapshots along an MD trajectory, each with atomic positions, energy, and forces). For this study, we use 9,500 configurations for training, 500 for validation, and 10,000 as a separate test set.

To extend the model’s generalization beyond isolated small molecules, we incorporate the Open Catalyst 2020 (OC20) dataset for pre-training. OC20 contains 1.3 million relaxations of molecular adsorptions on surfaces, supported by over 260 million corresponding DFT calculations.²⁶ We specifically utilize a 2-million-sample subset from the Structure-to-Energy-and-Force (S2EF) task, which provides forces and energies for each relaxed configuration. Unlike MD17, OC20 data include periodic boundary conditions, more accurately reflecting

realistic catalytic surfaces. By training on this larger, chemically diverse dataset, we aim to equip the model with robust atomic interaction representations before fine-tuning on the smaller MD17 aspirin set.

Experiments

The trained GemNet-T model serves as the MLFF for MD simulations of the aspirin molecule. Simulation stability is assessed by analyzing bond length divergence using *ab initio* MD data from the MD17 dataset, as depicted in Figure 1a. During the simulation, the MLFF takes the structure from each simulation step and predicts the atomic forces to update atomic positions for the next step, as illustrated in Figure 1b. Simplified illustration of the GemNet-T model is provided in Figure 1c.

To enhance MD stability, we adopt a two-stage training strategy. Specifically, we fine-tune a GemNet-T model that was initially pre-trained on the large and chemically diverse OC20 dataset, using the target molecule aspirin from the MD17 dataset. We compare both the force prediction accuracy and the resulting MD simulation stability of this pre-trained model against a baseline model trained from scratch using only the aspirin dataset.

For the aspirin-only training, the GemNet-T model is configured with four message-passing layers, a 128-dimensional atom/edge embedding size, and is optimized using AdamW. In the pre-training strategy, we utilize a GemNet-T model pre-trained on the OC20-S2EF-2M subset, a 2-million structure dataset derived from 1.3 million relaxation trajectories of adsorbate-catalyst systems in the OC20 benchmark. The pre-trained model employs a 512-dimensional atom/edge embedding size and is subsequently fine-tuned on the aspirin subset from MD17.

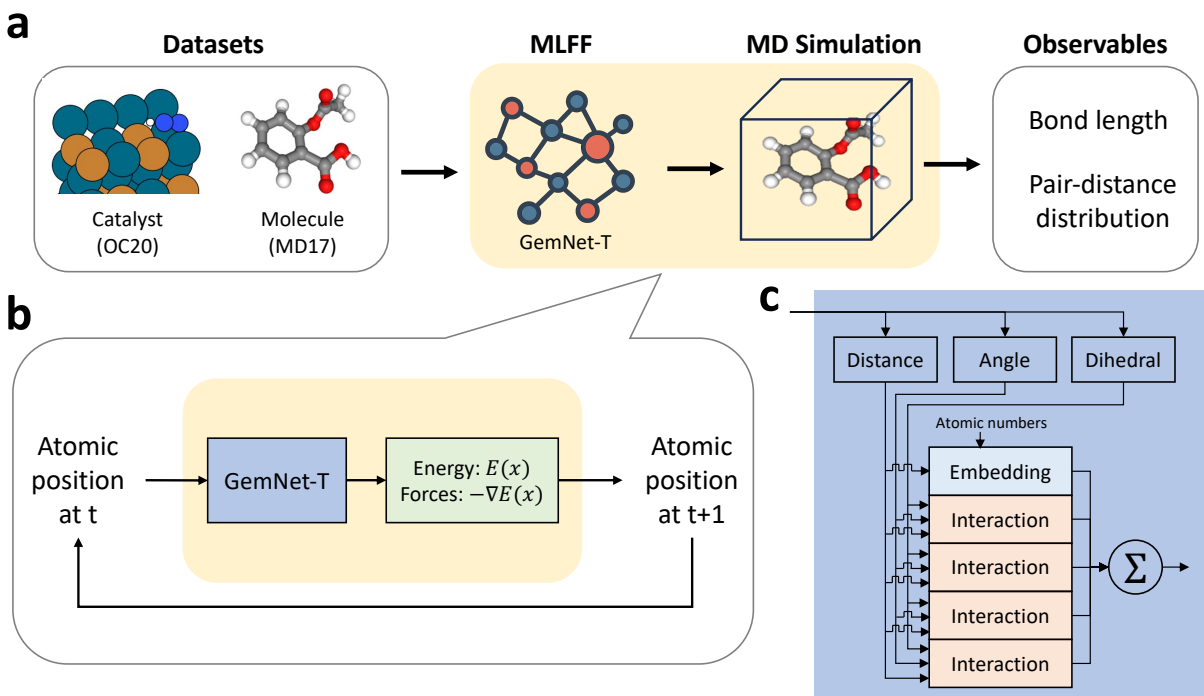


Figure 1: Overview of the MLFF framework for molecular dynamics (MD) simulations. **a.** GemNet-T is trained on molecular (MD17) and catalyst (OC20) datasets, then used as a force predictor in MD simulations. **b.** Atomic positions are iteratively updated based on forces predicted by the trained GemNet-T model. **c.** Simplified illustration of the GemNet-T architecture, which incorporates multi-hop geometric message passing and directional embeddings to model atomic interactions.

Results and Discussion

Force Metric Limitations

To comprehensively assess the impact of pre-training, we compare force prediction accuracy and MD simulation stability. The MAE in force prediction serves as the primary error metric during MLFF training, as it is the objective function the model is optimized for. To evaluate dynamical stability, we use the instability onset time (t_{inst}), which measures how long the simulation preserves structural integrity before any bond deviates beyond a defined threshold from its reference length. A higher instability onset time, approaching the 300 ps reference from *ab initio* MD, indicates greater stability and closer agreement with the ground truth trajectory. The instability onset times shown in Figure 2b represent the average values

obtained from three independent simulations initialized with different random seeds.

As shown in Figure 2a, the force MAE curve decreases smoothly as training progresses. However, the difference between the pre-trained and non-pre-trained cases is minimal with a RMS Deviation ≈ 0.421 meV/Å at Epoch 300. This result makes it difficult to distinguish their performances based solely on force MAE.

In contrast, the MD stability trends diverge from the force MAE curve. Although the force MAE clearly decreases with further training, MD stability does not necessarily improve in tandem. In some cases, instability occurs earlier at later training epochs, reflected by a reduced instability onset time, despite better force prediction accuracy. This trend is particularly pronounced in the non-pre-trained case, suggesting that the model may overfit to the training dataset and struggle to generalize to diverse configurations encountered during extended MD simulations. This observation aligns with the findings of Fu et al.,¹⁵ indicating that force metrics alone may not reliably reflect downstream performance in MD simulations.

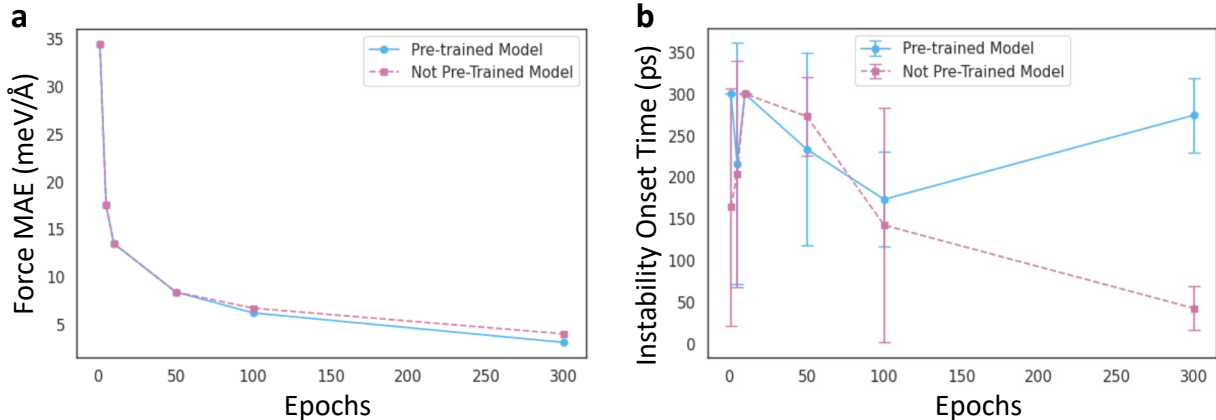


Figure 2: Impact of pretraining on force accuracy and simulation stability. **a.** Force MAE (meV/Å) over epochs for the GemNet-T model trained without pretraining (MD17 only) versus with pre-training (MD17 pre-training followed by OC20 finetuning). **b.** Instability onset time over epochs. Error bars represent results from three independent simulations.

Stability Enhancement via Pre-Training

Pre-training GemNet-T on the large and diverse OC20 dataset effectively mitigates overfitting and improves MD simulation stability. Although the reduction in force MAE is minimal, the impact on stability is far more pronounced. At epoch 300, the average instability onset time for the pre-trained model is 274.2ps with a standard deviation of 44.6ps, while the non-pre-trained model exhibits a significantly lower instability onset time of 42.6ps with a standard deviation of 25.9ps, as shown in Figure 2b. This stark contrast highlights the substantial improvement in long-term dynamical stability achieved through pre-training. This indicates that the richer feature representations learned from OC20 effectively transfer to smaller tasks like MD17-Aspirin, enhancing the model’s ability to maintain stable configurations and avoid collapsing bond lengths or unphysical states, particularly during extended simulations.

A similar trend is observed in the pair-distance distribution function, as shown in Figure 3. The model with pre-training maintains close agreement with the reference *ab initio* MD simulation throughout training, whereas the non-pre-trained model exhibits growing deviations at later epochs. This divergence further highlights the stabilizing effect of pre-training on the structural fidelity of MD simulations.

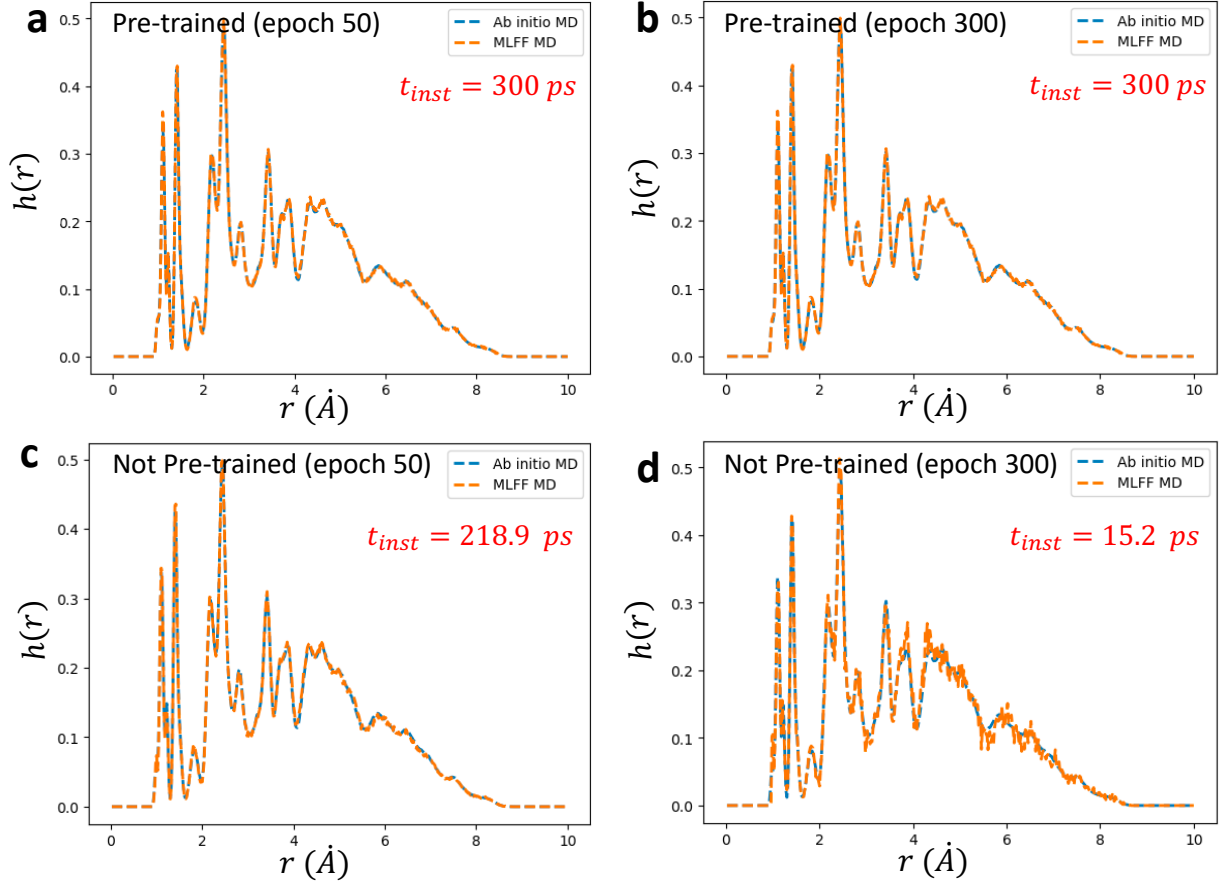


Figure 3: Pair-distance distribution comparisons for Aspirin. Each plot shows normalized interatomic distance distributions $h(r)$ from reference *ab initio* MD (blue dashed) and MLFF-based MD (orange dashed) as a function of distance r (Å). Subplots **a.** and **b.** show results for pre-trained models at epochs 50 and 300; **c.** and **d.** show non-pre-trained models at the same epochs. Red labels indicate instability onset time (ps).

Conclusion

Building on the observation that force metrics alone may be insufficient for downstream applications of MLFF, such as MD simulations, we propose that pre-training MLFFs on large, diverse datasets can significantly enhance their performance in the MD simulation applications. Specifically, we compared a model trained solely on MD17 Aspirin data with one pre-trained on the broader OC20 dataset and then fine-tuned on the MD17 Aspirin subset. The pre-trained model demonstrates a distinct advantage in maintaining longer stable trajectories, particularly at later training epochs. This improved robustness stems from the richer geometric and chemical diversity captured in the OC20 dataset, enabling the model to learn more transferable feature representations. This work lays the groundwork for developing more generalizable training strategies for MLFFs, ultimately advancing their applicability to diverse molecular systems and complex simulation environments.

Code Availability Statement

The computational implementation and analysis code for this study are available in our public GitHub repository: <https://github.com/shagunm1210/MDsim-local>.

References

- (1) Lindorff-Larsen, K.; Piana, S.; Dror, R. O.; Shaw, D. E. How Fast-Folding Proteins Fold. *Science* **2011**, *334*, 517–520.
- (2) Nunes-Alves, A.; Kokh, D. B.; Wade, R. C. Recent progress in molecular simulation methods for drug binding kinetics. *Current Opinion in Structural Biology* **2020**, *61*, 126–133.
- (3) Mabuchi, T.; Nakajima, K.; Tokumasu, T. Molecular Dynamics Study of Ion Transport

- in Polymer Electrolytes of All-Solid-State Li-Ion Batteries. *Micromachines* **2021**, *12*, 1012.
- (4) Lee, S.; Kang, H.; Bae, D. Molecular Dynamics Study on Crack Propagation in Al Containing Mg–Si Clusters Formed during Natural Aging. *Materials* **2023**, *16*, 883.
 - (5) Sosso, G. C.; Chen, J.; Cox, S. J.; Fitzner, M.; Pedevilla, P.; Zen, A.; Michaelides, A. Crystal Nucleation in Liquids: Open Questions and Future Challenges in Molecular Dynamics Simulations. *Chemical Reviews* **2016**, *116*, 7078–7116.
 - (6) Unke, O. T.; Chmiela, S.; Sauceda, H. E.; Gastegger, M.; Poltavsky, I.; Schütt, K. T.; Tkatchenko, A.; Müller, K.-R. Machine Learning Force Fields. *Chemical Reviews* **2021**, *121*, 10142–10186.
 - (7) Smith, J. S.; Isayev, O.; Roitberg, A. E. ANI-1: an extensible neural network potential with DFT accuracy at force field computational cost. *Nature Communications* **2017**, *8*, 1564.
 - (8) Gunceler, D.; others Improving the accuracy of atomistic simulations of electrochemical interfaces. *Nature Communications* **2023**, *14*, 1–11.
 - (9) Schütt, K. T.; Kindermans, P.-J.; Sauceda, H. E.; Chmiela, S.; Tkatchenko, A.; Müller, K.-R. SchNet: A continuous-filter convolutional neural network for modeling quantum interactions. *Advances in Neural Information Processing Systems (NeurIPS)* **2017**, *30*, 991–1001.
 - (10) Gasteiger, J.; Groß, J.; Günnemann, S. Directional Message Passing for Molecular Graphs. International Conference on Learning Representations. 2020.
 - (11) Schütt, K. T.; Unke, O. T.; Gastegger, M. Equivariant message passing for the prediction of tensorial properties and molecular spectra. Proceedings of the 38th International Conference on Machine Learning (ICML). 2021; pp 9377–9388.

- (12) Zhang, L.; Han, J.; Wang, H.; Car, R.; E, W. End-to-end Symmetry Preserving Interatomic Potential Energy Model for Finite and Extended Systems. *Advances in Neural Information Processing Systems* **2018**, *31*.
- (13) Batzner, S.; Musaelian, A.; Sun, L.; Geiger, M.; Mailoa, J. P.; Kornbluth, M.; Molinari, N.; Smidt, T. E.; Kozinsky, B. E(3)-equivariant graph neural networks for data-efficient and accurate interatomic potentials. *Nature Communications* **2022**, *13*, 2453.
- (14) Gasteiger, J.; Becker, F.; Günnemann, S. GemNet: Universal Directional Graph Neural Networks for Molecules. *Advances in Neural Information Processing Systems (NeurIPS)*. 2021; pp 6790–6802.
- (15) Fu, X.; Wu, Z.; Wang, W.; Xie, T.; Ketten, S.; Gomez-Bombarelli, R.; Jaakkola, T. Forces are not Enough: Benchmark and Critical Evaluation for Machine Learning Force Fields with Molecular Simulations. 2023; <https://arxiv.org/abs/2210.07237>.
- (16) Chanussot, L.; Das, A.; Goyal, S.; Lavril, T.; Shuaibi, M.; Riviere, M.; Tran, K.; Heras-Domingo, J.; Ho, C.; Hu, W.; others The Open Catalyst 2020 (OC20) Dataset and Community Challenges. *ACS Catalysis* **2021**, *11*, 6059–6072.
- (17) Raja, S.; Amin, I.; Pedregosa, F.; Krishnapriyan, A. S. Stability-Aware Training of Machine Learning Force Fields with Differentiable Boltzmann Estimators. 2025; <https://arxiv.org/abs/2402.13984>.
- (18) Wang, R.; Gao, Y.; Wu, H.; Zhong, Z. PFD: Automatically Generating Machine Learning Force Fields from Universal Models. 2025; <https://arxiv.org/abs/2502.20809>.
- (19) Guntuboina, C.; Das, A.; Mollaei, P.; Kim, S.; Barati Farimani, A. Peptidebert: A language model based on transformers for peptide property prediction. *The Journal of Physical Chemistry Letters* **2023**, *14*, 10427–10434.

- (20) Clausen, C. M.; Rossmeisl, J.; Ulissi, Z. W. Adapting OC20-Trained EquiformerV2 Models for High-Entropy Materials. *The Journal of Physical Chemistry C* **2024**, *128*, 11190–11195.
- (21) Wang, Y.; Wang, J.; Cao, Z.; Farimani, A. B. Molecular Contrastive Learning of Representations via Graph Neural Networks. *Nature Machine Intelligence* **2022**, *4*, 279–287.
- (22) Magar, R.; Wang, Y.; Farimani, A. B. Crystal Twins: Self-Supervised Learning for Crystalline Material Property Prediction. *npj Computational Materials* **2022**, *8*, 231.
- (23) Ock, J.; Badrinarayanan, S.; Magar, R.; Antony, A.; Barati Farimani, A. Multimodal language and graph learning of adsorption configuration in catalysis. *Nature Machine Intelligence* **2024**, 1–11.
- (24) Frenkel, D.; Smit, B. *Understanding Molecular Simulation: From Algorithms to Applications*, 2nd ed.; Academic Press, 2001.
- (25) Chmiela, S.; Tkatchenko, A.; Sauceda, H. E.; Poltavsky, I.; Schütt, K. T.; Müller, K.-R. Machine learning of accurate energy-conserving molecular force fields. *Science Advances* **2017**, *3*, e1603015.
- (26) Chanussot, L. et al. Open Catalyst 2020 (OC20) Dataset and Community Challenges. *ACS Catalysis* **2021**, *11*, 6059–6072.