

M3SD: Multi-modal, Multi-scenario and Multi-language Speaker Diarization Dataset

Shilong Wu, Hang Chen*, *Member, IEEE*, Jun Du, *Senior Member, IEEE*,

Abstract—In the field of speaker diarization, the development of technology is constrained by two problems: insufficient data resources and poor generalization ability of deep learning models. To address these two problems, firstly, we propose an automated method for constructing speaker diarization datasets, which generates more accurate pseudo-labels for massive data through the combination of audio and video. Relying on this method, we have released Multi-modal, Multi-scenario and Multi-language Speaker Diarization (M3SD) datasets. This dataset is derived from real network videos and is highly diverse. In addition, we further propose a scenario-related model fine-tuning strategy. Based on the general model pre-trained using the above dataset, we combine the specific data of the target scenario (e.g., meetings) and achieve targeted optimization by using Adapter and LoRA joint fine-tuning, thus achieving the model’s domain adaptation. Our dataset and code have been open-sourced at <https://huggingface.co/spaces/OldDragon/m3sd>.

Index Terms—Speaker diarization, dataset construction, pseudo label, model fine-tuning.

I. INTRODUCTION

SPEAKER diarization is a significant front-end processing technology, which can solve the problem of “who spoke when” [1]. In interviews, broadcast news, debate competitions, conferences and other scenes, audio or video recording often involves multiple participants, which makes the speaker diarization technology have a wide range of application requirements [2]. As the key to promote the implementation of the whole speech processing system, speaker diarization has attracted the attention of a large number of researchers. However, in the face of complex acoustic scenes, a large number of speech overlaps and domain mismatches, the speaker diarization technology still faces great challenges [3].

The traditional speaker diarization method is mainly based on the system of module cascade, including voice activity detection, speech segmentation, speaker embedding extraction and clustering. Researchers often use i-vector [4] and x-vector [5] as the segment level embedding of speakers. In the clustering stage, K-means [6], mean shift [7], spectral clustering (SC) [8], and agglomerative hierarchical clustering (AHC) [9] [10] are often used to aggregate the regions of each speaker into separate clusters. Some systems have achieved good performance [11]. For example, the Bayesian HMM clustering of x-vector sequences (VBX) [12] system performs two-stage clustering on x-vector to output more refined results. However, the clustering method is limited by its ability to assign a single speaker label to each speech segment, which makes it difficult to deal with overlapping speech segments.

Recently, researchers have made more and more research on end-to-end neural speaker diarization (EEND) systems [13]–[16]. This system regards the diarization task as a multi-label classification problem, that is, assigning multiple speaker probabilities to each frame of speech, so that the model can effectively deal with overlapping speech. The target speaker speech activity detection (TS-VAD) system [17] proposed in recent years uses speech features and speaker embedding as input to directly predict the activity of each speaker in each frame, and has achieved good results. On this basis, researchers proposed the neural speaker diarization using memory-aware multi-speaker embedding (NSD-MA-MSE) [18]. The network uses a special memory module to extract clearer and more discriminative multi-speaker embedding from external data by the attention mechanism, thus replacing the low-quality i-vector representation in TS-VAD, achieving excellent results and becoming the champion system in the CHiME-7 challenge [19], [20].

Although the audio-only speaker diarization system can achieve good results in many cases, in the actual scene, the audio often contains strong environmental noise, room reverberation, and multiple speakers overlap, resulting in the actual performance of the system less than expected [21]. Unlike audio, visual information is not sensitive to ambient noise and reverberation, and can clearly determine which speaker is speaking according to the movement of the speaker’s lips. Because of the strong correlation between voice information and visual information [22], especially the lip movement, researchers began to consider using the method of combining audio and video to solve the problem that the audio-only mode is difficult to solve. Audio-visual speaker diarization (AVSD), which combines audio and video information to get more accurate results, has become a research hotspot [23]–[25]. Recently, the end-to-end audio-visual speaker diarization method has received extensive attention [26], [27]. By inputting audio features, video features, and speaker representation into the network, the speaker diarization results of each frame are directly predicted combined with multimodal information [28]. This end-to-end architecture can not only make full use of the complementarity of multimodal information, but also significantly improve the robustness of the system in the complex acoustic environment through joint optimization, especially in low signal-to-noise ratio and multiple overlapping conversations.

Despite the significant progress made in speaker diarization based on deep learning, its practical application still faces the dual challenges of strong data dependence and insufficient model generalization [29]. From the perspective of data acquisition, building a high-quality speaker diarization dataset

*corresponding author

requires a lot of manpower and material resources. The annotation process not only requires professionals to accurately identify the speaker's identity, but also needs to precisely annotate the start and end time of speech activities. This fine-grained annotation work is often time-consuming and costly. Especially when dealing with complex scenarios such as multi-person interaction, speech overlap, and strong background noise, the annotation difficulty and cost are too high [30], [31]. This high annotation cost seriously constrains the construction of large-scale datasets, which in turn limits the performance improvement of deep learning models. The emergence of semi-supervised learning has led researchers to start thinking about how to improve model performance without relying on a large amount of annotated data. However, the existing semi-supervised speaker diarization methods based on pseudo-labels are limited to generating pseudo-labels for unannotated data using speaker diarization models pre-trained on out-of-domain data [32]. However, when there are significant differences between datasets, there is a high probability of encountering a domain mismatch problem, resulting in poor quality of pseudo-labels. The method [29] avoids this problem but still requires some labeled data to train the model, which makes its applicability not very strong.

From the perspective of model generalization ability, existing methods generally have the problem of poor adaptability to different scenarios. This is mainly due to two limitations: Firstly, most models are trained and optimized only on datasets in specific fields, resulting in their learned feature representations having a strong dependence on the scenario. For example, models trained on meeting data may have difficulty adapting to the needs of different scenarios, such as telephone customer service or outdoor communication. Secondly, most of the existing public datasets are limited to a single scenario, lacking diversity across scenarios and domains [33]–[35]. They are not very applicable to complex scenarios, which hinders the wide application and further development of speaker diarization technology. Currently, there is relatively little research on this problem.

Accordingly, in this study, to solve the above two problems, we proposed a semi-supervised speaker diarization dataset construction method guided by audio and video, as well as a fine-tuning method for scene-related speaker diarization models. We also open-sourced a multi-modal, multi-scenario, and multi-language speaker diarization (M3SD) dataset and the code for building the dataset to support in-depth research in this field. First of all, we proposed a method for constructing the speaker diarization dataset guided by audio and video. In actual scenarios, the audio data may be difficult to use due to factors such as noise, and the audio-only speaker diarization methods are sensitive to changes in the scene, resulting in poor quality of the generated pseudo-labels. However, the audio-visual speaker diarization method can avoid similar problems. Specifically, we build an automated speaker diarization data collection and annotation system to generate pseudo-labels for massive unlabeled data. The system covers modules such as data collection and cleaning, data preprocessing, and pseudo-label generation based on multiple speaker diarization models. Using this technology, we have built a large-scale speaker

diarization dataset, covering interviews, online/offline meetings, speeches, movies, debates, and daily conversations, and including Chinese, English, Japanese, and other languages, etc. The dataset contains 1,372 records, 770+ hours of data, and a large number of different speakers. This design can fill the gap of insufficient data scenarios covered by existing datasets, making trained models have strong generalization capabilities.

Secondly, we further proposed a scenario-related model fine-tuning strategy, which is to combine the specific data of the target scenario with the pre-trained universal model, and achieve targeted optimization by using the joint fine-tuning of Adapter and LoRA, so as to better adapt to the changes in the scenario. We validated the effectiveness of our proposed dataset and fine-tuning method on multiple datasets, including AMI [36], CHiME-6 [33], MISP [34], Mixer-6 [37], and DIHARD-III [38] datasets, covering various scenarios such as meeting, home-conversation, and interview, which can evaluate the performance and generalization ability of the model.

In summary, our main contributions are as follows: Firstly, we proposed a method for constructing a multi-modal, multi-scenario and multi-language speaker diarization dataset guided by audio and video, and released a large-scale speaker diarization dataset based on pseudo-labels. Secondly, we proposed a method for fine-tuning a scene-related speaker diarization model to improve the model's domain adaptation ability. Section II introduces the relevant work. Section III introduces the construction method of the dataset and gives an overall introduction to the dataset. Section IV introduces the fine-tuning method of the speaker diarization model, and Section V presents the experimental results and analysis. Finally, we conclude this paper in Section VI.

II. RELATED WORK

A. Speaker Diarization Datasets

With the development of speaker diarization, researchers have released some related datasets, which include different languages and target scenarios, and have contributed to the development of speaker diarization tasks. In the early days, many audio-only datasets were released. CALLHOME [39] is one of the most widely used datasets in early research, containing more than 500 telephone recordings and covering different languages and the number of speakers; CHiME-6 [33] dataset is mainly aimed at the dinner conversation scene of 4 people, where speakers can move freely in different rooms, with highly free conversations; DIHARD [38], [40], [41] series datasets are mainly aimed at the generalization ability of speaker diarization systems in multiple scenarios, and the datasets include high-difficulty scenarios such as restaurants and online videos; Alimeeting dataset is based on the M2MeT [42] challenge and is aimed at the Chinese conference scene.

With the development of multimodal speaker diarization, audio-visual speaker diarization datasets have also been gradually released. AMI [36] is the earliest audio-visual speaker diarization dataset, targeting English conference scenarios, with each conference containing 3 to 5 speakers; AVA-AVD [31] dataset is 29 hours of annotating movie clips and has a certain

degree of diversity; MISP [34], [43] series datasets target real Chinese home scenarios, which are quite challenging; MSDWILD [44] dataset is 80 hours of vlog videos crawled from video websites and manually annotated.

Despite the existence of the above-mentioned datasets in the field of speaker diarization, there are still some problems. Firstly, compared with fields such as speech recognition and natural language processing, there is still a significant gap in the scale of data resources. Secondly, most of the data still focuses on simple scenarios such as meetings. Although speaker diarization technology is most widely used in meeting scenarios, there are still some difficult application scenarios. Due to the poor generalization of deep learning models, which limits the performance of the system. Although the DIHARD series of data includes data from multiple scenarios, the amount of data for each scenario is relatively small, and it only has a single audio modality, which can support fewer research. Moreover, most datasets still only contain English, a small part includes Chinese, and there is even less support for other minor languages. Therefore, the existing datasets are not enough for the future development of speaker diarization technology, and we need to build larger-scale data resources that include more scenarios and more languages.

B. Model Fine-tuning

The speaker diarization model based on deep learning shows good performance due to its strong feature extraction capability, but its sensitivity to acoustic scene changes limits its robustness in practical applications, which is mainly due to the insufficiency of deep learning models in cross-scene generalization. According to their complexity, fine-tuning of deep learning models can be mainly divided into two methods: full parameter fine-tuning [45] and efficient parameter fine-tuning [46]. Full parameter fine-tuning refers to adjusting all parameters of the pre-trained model to adapt to new data or scenarios. This method is effective when the differences between scenarios are quite significant. However, this method usually requires a lot of computational resources and data, and in the case of limited data resources, it is easy to produce overfitting, which may actually reduce the model's performance. Efficient parameter fine-tuning, on the other hand, involves adjusting only a small number of parameters while keeping most of the pre-trained model's parameters fixed to adapt to new tasks. This method achieves task adaptation by introducing a small number of trainable parameters, without the need to retrain the entire model. Its advantages include significantly reducing the demand for computing resources, avoiding the need for large-scale training data due to a large number of parameter updates, while improving training efficiency, and effectively preventing catastrophic forgetting [47], ensuring that the learning of new tasks does not interfere with the knowledge accumulated by the model in the pre-training phase.

Among various efficient fine-tuning methods, the two most common ones are Adapter [48] and Low-Rank Adaptation (LoRA) [49], which are also often used for supervised fine-tuning of large language models. Both of them aim to reduce

the number of parameters during fine-tuning by first reducing the dimension and then increasing it. Adapter is a method of inserting small neural network modules into a pre-trained model. Only these new parameters need to be trained, while the parameters of the original model remain frozen. Its core idea is to adjust the output features of the model with a small number of new parameters to adapt to new tasks. The LoRA method adds a bypass next to the pre-trained model, performing a linear transformation of dimensional reduction and then dimensional expansion [50]. The parameter changes of the model in the new task can be represented by a low-rank matrix, so it is not necessary to adjust all parameters, only a small number of new parameters need to be trained.

Although both LoRA and Adapter are effective methods for parameter-efficient fine-tuning, they each have their limitations. LoRA optimizes the weight matrix through low-rank updating, which has the advantages of fewer parameters and efficient inference, but lacks nonlinear expressiveness, and its dependence on the choice of low rank may limit its ability to adapt to complex tasks. In contrast, Adapter enhances the model output by inserting nonlinear modules, making up for the nonlinear deficiency of LoRA, but it only adjusts the output features, making it difficult to directly affect the underlying parameter distribution of the model. When conducting traditional supervised fine-tuning, we generally only use one of the two, without combining the advantages of both.

III. M3SD DATASET

We have proposed a Multi-modal, Multi-scenario, and Multi-language Speaker Diarization Dataset (M3SD). This dataset contains 770+ hours and 1372 segments of conversations, including many scenarios such as online/offline meetings, debates, speeches, home/outdoor conversations, movies, and news broadcasts. It also includes multiple languages. The dataset also includes video metadata to support multimodal research. Additionally, we have open-sourced the code for data collection to facilitate the construction of larger datasets. This process is fully automated, ensuring data quality through rigorous data cleaning and preprocessing, and generating pseudo-labels using pre-trained audio-only as well as audio-visual speaker diarization models, without the need for manual annotation. In this section, we will introduce the overall data collection process.

The method proposed in this paper for constructing the speaker diarization dataset guided by audio and video is an automated semi-supervised method, which is carried out through the framework of data collection - data processing - generating pseudo labels, and iterative training. Figure 1 shows the overall method of constructing the dataset. Firstly, according to the carefully designed search terms, we crawl video data on the video websites YouTube and Bilibili. Secondly, through data cleaning, we remove poor-quality data (such as low-quality speech, low-resolution videos, and audio-visual synchronization issues) and retain valid data that meets our needs. This step mainly includes modules such as speech quality assessment, video quality assessment, and audio-visual

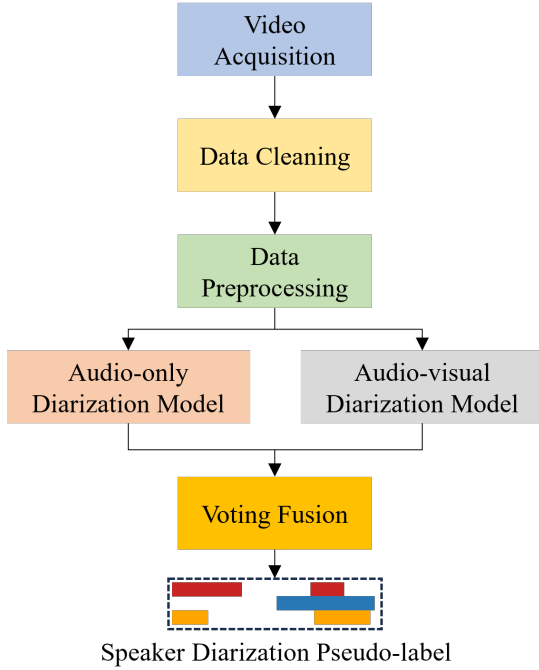


Fig. 1: Flowchart of dataset construction process.

synchronization detection. After that, we preprocess the audio and video data, which mainly includes face detection, face trajectory tracking, and extraction of the lip region of interest (ROI). Then, we input the data into the pre-trained audio-only speaker diarization model and the audio-visual speaker diarization model respectively. Finally, we use voting fusion to integrate the output results of the two models to obtain the speaker diarization pseudo-labels. The reason for using two models is that the quality of video data on the Internet is uneven. Although we have already gone through a rigorous data cleaning process, there may still be cases where the audio or video quality is too poor in a certain segment, which may affect the quality of the generated pseudo-labels. Although the robustness of audio-visual speaker diarization is relatively strong, and in most cases, the effect is better than the audio-only speaker diarization method, but when the video quality is too poor, such as long-time occlusion, off-screen voice, and blurry camera shake, etc., it may also drag down the final result. Therefore, it is necessary to combine the results of the two methods to get a better effect. After the above steps, we can obtain the pseudo-labels of the dataset, and then we can use the pseudo-labels to iteratively retrain or fine-tune the speaker diarization model, so that the model performance and the quality of pseudo-labels can get a virtuous circle, and further improve the data quality. Next, we will introduce the specific implementation of each module in detail, in order.

A. Video Acquisition

In order to build a diverse speaker diarization dataset, we need to crawl video data on video websites such as YouTube and Bilibili according to keywords of different themes. We first design a set of keyword lists, and search through different combinations of keywords, such as conference in Chinese,

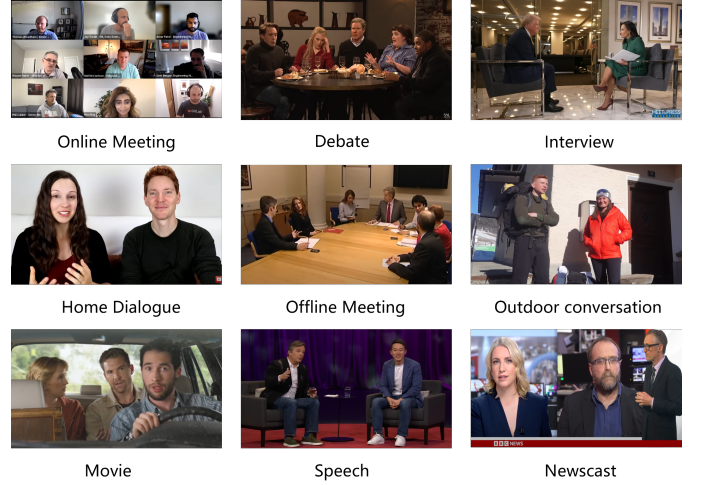


Fig. 2: Example of content covered by the dataset.

speech in English, debate in Japanese, etc. And we search these keywords in different languages by changing the website location or using translation software. The reason for this design is that we need to obtain as much video data in different scenes and different languages as possible, and expand the diversity of the dataset, so as to improve the generalization ability of subsequent training models. Moreover, when crawling videos, we directly filter out those that are less than three minutes long and set the video resolution to 720p to ensure the quality of the generated pseudo-labels. The examples of the content covered by the dataset are shown in Figure 2. Compared with previous datasets, the complexity and diversity of the scenarios in the dataset proposed in this paper are a major highlight. It basically covers most of the application scenarios that can be involved in the field of speaker diarization, such as online/offline meetings, interview talks, speeches, news broadcasts, multi-person debates, outdoor conversations, etc. The dataset covers a more comprehensive range of scenarios, has a larger scale of data, and supports the audio-visual research, which gives it some distinct advantages.

B. Data Cleaning

Due to the uneven quality of data on the Internet, there may be problems such as poor voice quality, blurry and shaky videos, audio and video desynchronization, and long-time off-screen voice, which seriously affect the quality of subsequent pseudo-label generation. It is inevitable to spend a lot of time and effort on careful manual screening. Therefore, we need to design a series of automated data cleaning processes to discard poor-quality data and retain high-quality data. As shown in the upper part of Figure 3. The data cleaning process in this article mainly consists of several steps, including shot detection and segmentation, audio/video extraction, speech quality evaluation, video quality evaluation, and audio-video synchronization detection. Through this process, we can conduct rigorous data cleaning on the original data. Next, we will introduce in detail the specific implementation of each module.

Shot detection: Videos on the Internet often have a lot of post-production editing, such as adding opening and clos-

ing credits, switching between multiple camera angles, and splicing video clips, which can lead to the discontinuity of video scenes and mismatch with real scenes. This will affect subsequent processing, such as causing face detection and tracking to fail, and leading to changes in the speaker’s ID and number, etc. Therefore, the first thing to do is to perform shot detection and segmentation on the video, and cut the original video at the time points where the scene changes significantly, to obtain multiple video clips in the same scene without rapid scene changes. The shot detection method we use is the PySceneDetect toolkit [51]. By calculating the difference value of each pixel between two consecutive frames, we generate a differential image. The system sets a threshold. When the cumulative degree of pixel changes in the differential image exceeds this threshold, it is determined that there has been a transition in the scene. The threshold set in this paper is 30, which can achieve good detection results while avoiding misjudgment. After performing shot detection, we then cut the video according to the change points.

Audio/Video Extraction: After cutting the video, we need to extract the audio from the video so that we can process them separately later. In this article, we use the FFmpeg toolkit to extract it, and get the audio with a sampling rate of 44k and the video with a resolution of 720p. High-quality audio and video will help us carry out subsequent tasks.

Audio Quality Evaluation: Since the speaker diarization task relies on high-quality audio and video, and the quality of online videos varies greatly, it is necessary to carry out a quality evaluation of audio and video. Since online data does not have reference speech, we cannot judge the speech quality by evaluating the difference between the output speech and the original speech like the speech enhancement task. Therefore, we need to carry out a reference-free speech quality evaluation. Deep Noise Suppression Mean Opinion Score (DNSMOS) [52] can evaluate speech quality without reference speech, and it is highly correlated with human subjective evaluation. As a non-intrusive perceptual objective speech quality metric, this method adopts the ITU-T P.835 standard to predict human perception scores of speech quality, generating three key scores: speech quality (SIG), background noise quality (BAK), and overall audio quality (OVRL), with a score of 0-5 (5 being the best). Due to its good generalization ability in various noise types and environments, it is very suitable for evaluating the speech quality of network videos. In order to make the subsequent speech be well used in the speaker diarization task, this paper sets the score threshold to 3 points.

Video Quality Evaluation: Similar to audio, we also need to conduct a reference-free quality assessment of videos to eliminate low-quality data such as blurry shots, jitter, and distortion. By comparing the scores output by various methods with real human perception, we ultimately chose the Multi-Dimensional Video Quality Assessment (MD-VQA) [53] algorithm. This method is a multi-dimensional, reference-free video quality assessment method specifically for network videos or live videos. It can integrate semantic, distortion, motion, and other multi-dimensional information of the video, and perform temporal and spatial fusion to measure the absolute quality of the video. Compared with traditional methods, this

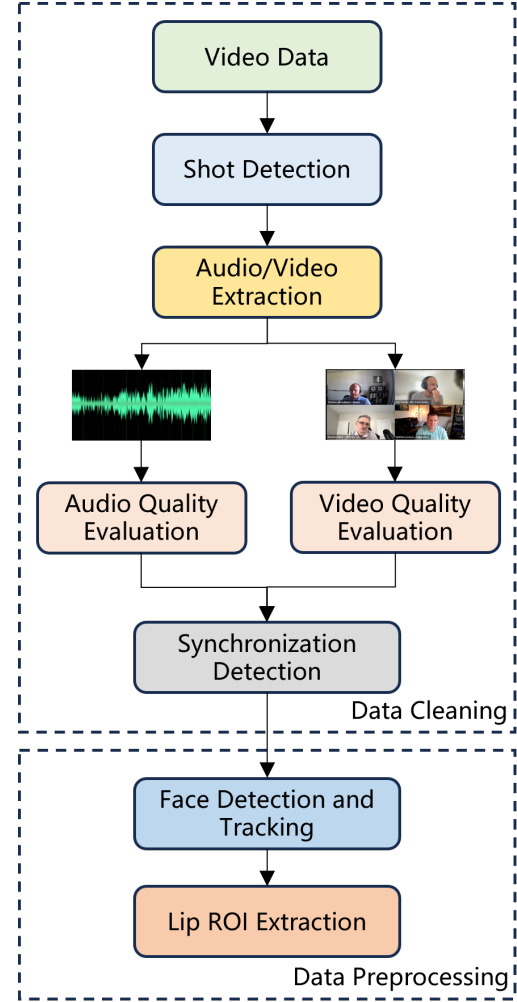


Fig. 3: Data cleaning and data preprocessing flowchart.

multi-dimensional evaluation is closer to human perception of video quality, and has higher accuracy and interpretability. By setting a certain score threshold (60 in this paper), we can eliminate low-quality videos to ensure the quality of generating pseudo-labels.

Audio-visual Synchronization Detection: Videos crawled from the Internet may have audio and video that are out of sync, or all be dubbed, narrated, or other off-screen voices, which will lead to incorrect results in the audio-visual speaker diarization. Therefore, it is necessary to determine whether the audio and video are synchronized, and whether there is more than one face synchronized with the audio. SyncNet [54] is a deep learning model specifically designed to detect audio-visual synchronization. It determines whether the audio and video are synchronized by analyzing the audio signal and video frames in the video. The unique feature of this method is that it can handle “wild” scenes, that is, videos containing various complex conditions such as different lighting, shooting angles, and background noise. The network ultimately outputs the audio-visual offset and confidence score for each face track. In this paper, an offset less than or equal to 5 and a confidence score greater than or equal to 1 are considered to be audio-visual synchronization. In addition to detecting whether

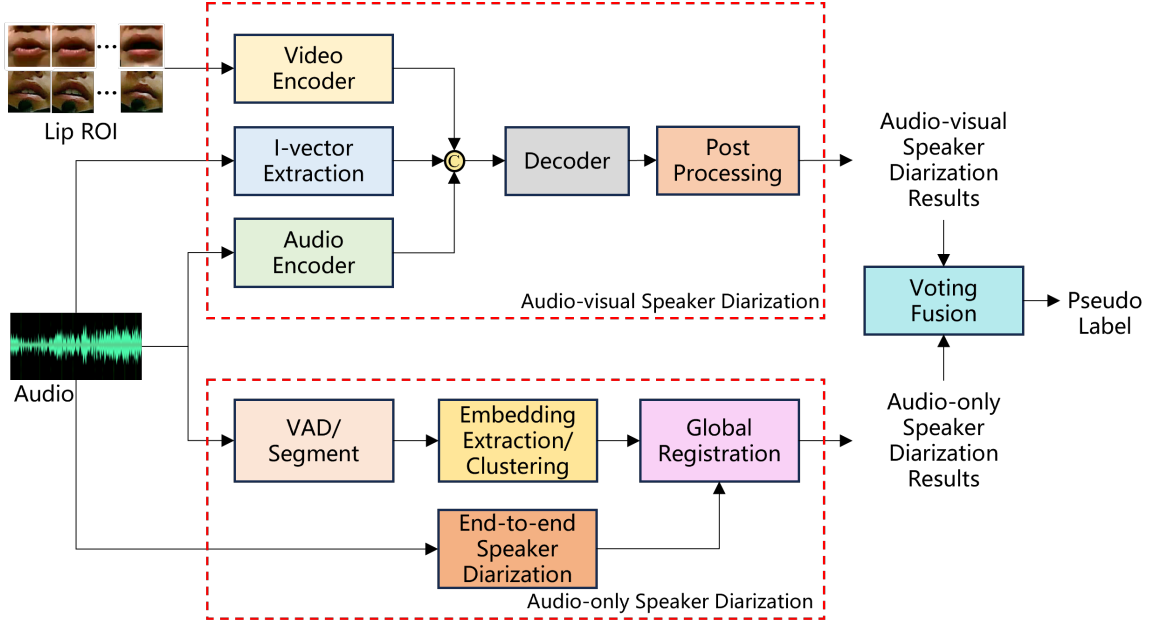


Fig. 4: Pseudo-label generation based on the pre-trained speaker diarization model.

the audio and video are synchronized, this step can also check whether the lip movement trajectory of one or more speakers in the video segment is highly correlated with the speech, thus filtering out videos without any speakers. After going through the above rigorous data cleaning process, we can obtain data resources of relatively high audio and video quality, thereby ensuring the accuracy of subsequent pseudo-label generation.

C. Data Preprocessing

After the data cleaning, we need to preprocess the data to meet the input requirements of subsequent tasks. As shown in the lower half of Figure 3, preprocessing mainly targets the video part, including face detection, face trajectory tracking, and lip ROI extraction. Accurate face trajectories and high-quality lip regions will be key factors affecting the accuracy of the subsequent audio-visual speaker diarization module.

Face Detection Since the audio-visual speaker diarization system requires high-precision lip input, we choose to first perform face recognition, and then perform lip recognition and extraction within the face area. This approach can avoid the accuracy problems brought about by direct lip extraction. We chose the RetinaFace [55] face detection algorithm. In network videos, the most important feature is the different sizes of faces, so it is necessary to have strong detection capabilities for faces of different sizes. Due to its unique design, the RetinaFace algorithm can handle this situation very well and achieve excellent results. Its core goal is not only to detect the location of a person’s face, but also to extract key points of the face (such as the eyes, nose, and corners of the mouth) and pose information (pitch angle, yaw angle), which is suitable for scenarios such as online videos where the conditions are not fixed.

Face Tracking After obtaining the face detection results, we need to track the face trajectory to assign a speaker ID. In

this paper, we choose the DeepSORT [56] algorithm, which updates the trajectory status of the target in real time in each frame of the video and assigns a trajectory ID. It combines motion information (predicting the target location through the Kalman filter) and appearance information (describing the target characteristics through deep features), thus achieving efficient and accurate face trajectory tracking. Compared with traditional tracking algorithms, DeepSORT significantly improves the tracking performance and robustness in complex scenarios through the appearance features extracted by deep learning.

Lip ROI Extraction The input of the audio-visual speaker diarization is audio and the region of interest (ROI) of the lips, so it is also necessary to extract the speaker’s lip area. In the previous steps, we have obtained the face detection box of each speaker, and then we can detect the key points of the lips within the face box, thereby extracting the lip area. We choose the MediaPipe [57] framework for key point detection. This method effectively overcomes the detection errors caused by distance changes or viewing angle shifts, and is more suitable for large-scale network videos. In face key point extraction, MediaPipe can detect up to 468 key points, including many points around the lips, which can provide very detailed information about the shape and contour of the lips. If some key points are obscured, we can determine the location of the area based on other key points. The extracted key points are [61, 185, 40, 39, 37, 0, 267, 269, 270, 409, 291, 146, 91, 181, 84, 17, 314, 405, 321, 375, 291, 57, 430, 164, 287, 200, 210], covering the entire lip area and the surrounding area.

D. Pseudo-label Generation

After obtaining the audio and lip ROI, we input the data in parallel into the pre-trained audio-only speaker diarization model and the audio-visual speaker diarization model. Finally,

we use the voting fusion method to integrate the prediction results of the two models to generate speaker diarization pseudo-labels. The reason for considering audio-only speaker diarization in addition to audio-visual speaker diarization is that although we have already gone through a rigorous data cleaning process, the audio or video quality of some segments may still be poor, which may affect the generation effect of pseudo-labels. Generally, the performance of the audio-visual speaker diarization model is better than that of the audio-only model, and its robustness is stronger. However, when the video quality is poor, such as long-time occlusion, off-screen voice, or blurry shots due to camera shake, its performance may be limited to some extent. If the audio quality of the clip is good, then the effect of an audio-only speaker diarization may exceed that of an audio-visual speaker diarization. Therefore, in order to improve the accuracy and stability of overall detection, it is necessary to comprehensively utilize the output results of the two models to obtain a better pseudo-label generation effect. Figure 4 shows this pseudo-label generation method based on the pre-trained speaker diarization model.

Audio-visual Speaker Diarization: The end-to-end audio-visual speaker diarization network we use originates from research [26], as shown in the upper part of Figure 4. The input of this network consists of the original audio and the lip ROI. By highly integrating audio and video features, we obtain highly robust and accurate speaker diarization results. First of all, this paper uses AMI, MISP, MSDWild, AVA-AVD, and other audio-visual speaker diarization datasets to pre-train the model. These datasets provide rich and diverse audio and video data, covering different scenarios and speaker combinations. Through pre-training on these datasets, the model can learn a wide range of speaker features and scene feature expressions, thus having good generalization ability and robustness, which is suitable for dealing with network videos, which are complex data in multiple scenarios. This method integrates multi-modal information of audio, video, and speaker representation, and end-to-end predicts the probability of the speaker's speech activity in each frame. This feature-level integration makes full use of the correlation and complementary advantages of multi-modal information, and has strong robustness.

Audio-only Speaker Diarization: To alleviate the problem of inaccurate audio-visual speaker diarization resulting from the poor quality of some videos, we further combine the audio-only speaker diarization for processing. We experimented and compared various audio-only speaker diarization methods, and finally chose the 3D-Speaker multi-speaker diarization network [58]. The traditional module cascade speaker diarization network has good generalization, but since it can only assign one speaker to each segment of speech, it cannot handle overlapping segments of speech. The end-to-end speaker diarization can handle overlapping areas, but it is also limited by poor generalization, difficulty in estimating the number of speakers, and difficulty in processing longer audio etc. Therefore, by combining the advantages of the two systems, we can further improve the accuracy and robustness of the speaker diarization task in complex acoustic scenarios. As shown in the lower part of Figure 4, the implementation of this method is divided into two main branches: one is

based on feature extraction and unsupervised clustering of speaker diarization at the module level, which is used for global speaker number detection and coarse-grained segment-level result output; the other is based on end-to-end speaker diarization, responsible for overlap segment detection, which is used for fine-grained frame-level result output. Finally, the results of the two are integrated through the global alignment module. This combination fully utilizes the global consistency advantage of traditional clustering and the overlap segment processing capability of deep learning models, thereby achieving a more robust speaker diarization effect.

Voting Fusion: We use the DOVER-LAP [59] to fuse the results of the audio-visual speaker diarization and the audio-only speaker diarization, in order to obtain more accurate pseudo-labels.

In summary, this is our proposed method for building a speaker diarization dataset, which can make pseudo-labels more accurate through iterative training. So far, we have built and open-sourced a dataset containing more than 770 hours of data, covering multi-modal, multi-scenario, and multi-language, which can provide strong support for training a deep learning-based speaker diary network.

IV. METHOD OF FINE-TUNING THE SPEAKER DIARIZATION MODEL RELATED TO THE SCENE

In the previous section, we proposed a method for building a speaker diarization dataset and constructed a large-scale dataset containing various acoustic scenarios based on this method. The end-to-end speaker diarization model trained using this dataset can achieve excellent overall performance in diverse scenarios, but its training cost is relatively high, and its generalization ability in different scenarios varies, reflecting its "universal" rather than "scene-specific" characteristics. In real-world scenarios, it is often necessary to optimize the performance of a particular scene. To address this issue, we further propose a model fine-tuning method based on scene-related data. Specifically, by combining the specific data of the target scene (such as meetings, etc.) with a pre-trained universal model, we use the model fine-tuning method to carry out targeted optimization of the model. This method can enhance the model's generalization ability and accuracy in specific scenarios, thereby achieving better scene-related performance while reducing training overhead.

Among various efficient parameter fine-tuning methods for large language models, Adapter and Low-Rank Adaptation (LoRA) are the two most common techniques. The core idea of these two methods is to significantly reduce the number of parameters in the fine-tuning process while maintaining the model's performance through the parameterization strategy of "first reducing the dimension and then increasing the dimension".

In the complex task of speaker diarization, we need to adjust the linear projection of input features to distinguish the acoustic characteristics of different speakers and to use nonlinear transformations to capture the complex relationships in overlapping speech or temporal modeling. Using LoRA or Adapter alone is difficult to meet these two requirements

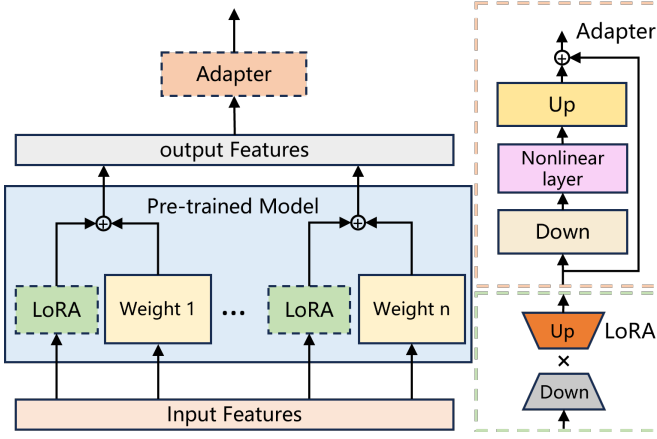


Fig. 5: Speaker diarization model fine-tuning method.

simultaneously, while combining the two can give full play to the synergistic effect of linear optimization and nonlinear optimization, making up for the shortcomings of a single method, thus improving the performance and generalization ability of the model. Therefore, we propose a fine-tuning method for the speaker diarization model that combines both: LoRA adjusts the linear transformation of the model to ensure efficient parameter updating; Adapter introduces non-linear features at the output end to improve task adaptability. As shown in Figure 5, LoRA fine-tunes in a certain layer of the pre-trained speaker diarization model (such as Transformer, LSTM, etc.), while Adapter is inserted after the output of a certain layer.

We take the NSD-MA-MSE[70] model as an example and fine-tune it according to the above method. Firstly, LoRA is applied to the BLSTMP model of the speaker detection module, and the weights of the input gate, forgetting gate, and output gate are fine-tuned. The reason for choosing to fine-tune this module is that this module is responsible for combining speech features with speaker representations and extracting deeper features. The changes in the speaker diarization mainly affect this module, so fine-tuning this module can better adapt to the changes in the scene. Let a certain weight parameter matrix be $W_0 \in \mathbb{R}^{d \times k}$, where d and k are the dimensions of the input and output features, respectively. Then the fine-tuned parameters become $W \in \mathbb{R}^{d \times k}$, and the parameter change $\Delta W = W - W_0$ is the parameter that needs to be updated. In LoRA, let the dimensionality reduction matrix be $A \in \mathbb{R}^{d \times r}$ and the dimensionality increase matrix be $B \in \mathbb{R}^{r \times k}$. Then, $\Delta W = A * B$. By using these two matrices, we completed the operation of dimensionality reduction and then dimensionality increase, which reduced the number of fine-tuning parameters.

The Adapter is inserted in two places, namely after the speaker detection module and after the speaker interaction module (a decoder composed of a single-layer BLSTM). The reason for this setup is that it can comprehensively affect the extraction of deep features, and the final output can further adapt to changes in the scene. The Adapter consists of a dimensionality reduction layer, a nonlinear activation function, and a dimensionality increase layer.

For fine-tuning speaker logs related to scenarios, we propose two solutions: When there are corresponding real data (such as meeting and home scenarios), we use large-scale datasets and open-source real data pre-trained models, and then fine-tune them with real data from the target scenarios. This method can improve the model’s performance and generalization ability because of the high matching of scenarios. When there is no corresponding real data, after pre-training with a large-scale dataset, we can crawl and label data according to the test scenario (based on the method in the previous section), and then fine-tune the model. This method does not rely on real data, and it is more flexible. The application value of this scheme is significant. When building a real dataset, we can generate pseudo-labels and simplify them manually by crawling data or fine-tuning models with a small amount of annotations, which can significantly reduce the cost of annotation and provide an efficient technical path for the practical application of speaker diarization tasks.

V. EXPERIMENTS

A. Experimental Configuration

1) **Datasets and Evaluation Metric:** To comprehensively evaluate the improvement brought by the M3SD datasets constructed in this paper to the performance and generalization ability of the model, we selected a variety of datasets from different scenes and different languages, including AMI (meeting), MISP (home), CHiME-6 (dinner party), Mixer 6 (interview). These datasets cover most of the common scenes in the field of speaker diarization, covering the number of speakers, background noise, and the diversity of language expression, thus providing a rich experimental basis for testing the performance of the model. In addition, we also conducted experiments on the DIHARD III dataset, which contains test data from 11 scenarios, including broadcasting, clinics, courtrooms, restaurants, radio interviews, etc. It does not provide a training set, which can effectively reflect the performance of the model on unknown data and is very suitable for evaluating the model’s generalization ability. In the evaluation process, only audio is used for training and testing the model, because audio data can more directly reflect the impact of scene changes on the speaker diarization task, such as background noise, speech overlap, and differences in recording quality. These factors are crucial for the robustness of the model in practical applications. We use the speaker diarization error rate (DER) as the evaluation metric.

2) **Baseline System and Base Model** We chose the VBx system for the baseline system. We used the TDNN-based speech activity detection module, and extracted the x-vector as the speaker representation. In this paper, we chose the NSD-MA-MSE model as the base model, and use it for training, fine-tuning, and testing evaluation. This model is one of the best-performing models in the field of speaker diarization, and it has significant advantages in dealing with complex speech scenarios (such as overlapping speech and noisy environments).

3) **Model Configuration** For the NSD-MA-MSE model, we followed a similar system configuration in [18], inputting 40-dimensional FBank features, and using 128 classes of i-vector

TABLE I: Comparison of speaker diarization results of different training data on various datasets in DER(%)

System / Dataset	AMI	MISP	CHiME-6	Mixer 6
VBx	26.20	31.25	37.53	11.77
EEND: Relevant Dataset	19.53	28.52	31.48	9.32
EEND: Our Dataset	18.33	29.28	33.23	9.65
EEND: Both Dataset	17.28	27.64	28.58	7.33

as the speaker representation in the speaker memory module. We also used a post-processing strategy [60] to merge speech frames with short pauses. In the training phase, we optimized the model using an Adam optimizer with a learning rate of 0.0001 on 4 NVIDIA 3090 GPUs, and selected the model used for testing based on the results of the development set. For the fine-tuning of the model for the speaker diarization, for the LoRA method, the dimensionality reduction matrix is initialized with Gaussian, and the dimensionality increase matrix is initialized with all zeros, with the rank r set to 8. For the Adapter method, we choose the ReLU activation function as the nonlinear change.

B. Results and Analysis

We conducted three sets of experiments. The first set of experiments evaluated the performance on multiple datasets covering different scenarios and languages. By training the model using the training set corresponding to the test data, the dataset constructed in this paper, and the combination of the corresponding training set and this paper’s dataset, we compared the performance of the resulting model on the test set to evaluate the impact of different training data combinations on the model’s performance. This experiment aims to verify the applicability of the dataset proposed in this paper in diverse scenarios and its improvement of the overall performance of the model. Secondly, for the DIHARD III dataset, we evaluate the improvement of the model’s generalization ability brought by the dataset proposed in this paper, especially its adaptability in diverse scenarios without corresponding training data. Finally, we evaluate the scenario-related speaker diarization model fine-tuning method through testing on multiple datasets.

1) Evaluation on multi-scenario and multi-language datasets:

To verify the improvement in model performance brought about by the proposed dataset, we conducted tests on multiple datasets, including AMI, MISP 2022, CHiME-6, and Mixer 6. The test sets all used far-field data. We trained the NSD-MA-MSE model (represented by EEND) using the corresponding training sets of the test datasets, the dataset constructed in this paper, and the corresponding training sets + this paper’s dataset, and compared the DER results on the test sets of different datasets, as shown in Table I.

According to the experimental results, it can be clearly seen that when the model is trained using both the training set corresponding to the test set and the dataset constructed in this paper, the performance of the resulting model is the best. This

TABLE II: Speaker diarization results on DIHARD III dataset in DER(%)

Scenario / System	VBx	EEND-1	EEND-2
AUDIOBOOK	0	0	0
BROADCAST	4.25	4.32	4.18
CLINICAL	9.19	9.38	8.53
COURTROOM	3.07	2.73	2.66
CTS	13.87	7.21	7.43
MAPTASK	3.32	3.44	2.74
MEETING	31.33	27.58	26.39
RESTAURANT	38.93	37.55	36.68
SOCIO FIELD	8.04	7.28	6.22
SOCIO LAB	5.89	5.30	4.82
WEBVIDEO	36.75	36.18	35.17
ALL	14.96	13.28	12.35

result shows that the addition of our dataset can provide more comprehensive training data support for the model, thereby significantly improving the performance of the end-to-end speaker diarization model. Although the performance of the model is slightly worse in some cases when trained using the dataset constructed in this paper alone, the performance of the model is improved on all datasets when the corresponding training sets are mixed and trained simultaneously. This finding further validates the effectiveness of the data construction method proposed in this paper and fully proves the role of large data volume in improving the performance of the model. From this, we can see that the design of our dataset not only compensates for the shortcomings of a single training set in terms of data diversity and coverage, but also enhances the model’s adaptability to complex scenarios by introducing more diverse features. This result provides strong support for the method proposed in this paper, showing its significant practical value in improving the robustness and generalization ability of the model. By integrating different scenarios and linguistic features, the dataset of this paper can better reflect the needs of the speaker diarization task in complex or diverse scenarios, such as the processing of overlapping speech, multi-person dialogues, and robustness in noisy environments. At the same time, our method shows good compatibility and complementarity when combined with existing training sets, enabling the model to further learn new patterns while retaining its original knowledge.

2) Evaluation of the model’s generalization ability on the DIHARD III dataset:

The DIHARD III dataset contains data from 11 different scenarios, each with different levels of complexity, covering everything from the simplest audio e-books to more challenging restaurant scenes, etc. This dataset does not have a training set, so we need to use out-of-domain data to train the model and then evaluate the test data, which can directly reflect the model’s multi-scene generalization ability. As shown in Table II, we compared three different methods to evaluate the improvement of the generalization ability of the semi-

TABLE III: speaker diarization results with different fine-tuning methods in DER(%)

System / Dataset	AMI	MISP	CHiME-6	Mixer 6
Pre-trained Model	18.33	29.28	33.23	9.65
Full Fine-tuning	17.98	28.40	29.84	8.13
Adapter	18.57	28.76	30.37	8.35
LoRA	17.85	27.88	29.53	7.91
Adapter+LoRA	17.63	27.36	29.16	7.73

supervised method and the dataset proposed in this paper. VBx represents the traditional speaker diarization method based on module cascading; EEND-1 represents the NSD-MA-MSE model trained using the AMI, MISP, and CHiME-6 datasets; EEND-2 represents the NSD-MA-MSE model trained after adding our dataset.

According to the experimental results, we can see that the end-to-end speaker diarization model trained using datasets outside the domain (AMI, MISP, CHiME-6) that only cover scenarios such as meetings and home settings performs worse in some scenarios, such as BROADCAST and CLINICAL, compared to the traditional speaker diarization system based on module cascading. This phenomenon indicates that the end-to-end speaker diarization model based on deep learning has certain limitations in terms of generalization ability. When faced with unseen data or scenarios, its performance will significantly decline, especially in cases where there are significant differences between the acoustic conditions, the number of speakers, or the background noise, etc., compared to the training data. Due to the narrow coverage of scenarios in out-of-domain datasets, it is difficult to fully represent the diverse acoustic environments in the DIHARD III dataset, leading to the model failing to learn a sufficiently robust and universal feature representation during training.

When trained with the M3SD dataset proposed in this paper, the experimental results show that the performance of the model has been significantly improved in most scenarios. This is because the M3SD dataset constructed in this paper has significant advantages in terms of scene coverage, including not only common scenarios such as meetings and home settings, but also incorporating a wider range of audio environments through systematic data collection and annotation. This diverse data composition allows the model to encounter richer speech features and scene changes during training, thus learning a more adaptable feature representation. In comparison, models that rely solely on datasets outside the finite field tend to perform poorly in the face of unknown scenarios due to insufficient feature learning. The wide coverage of the dataset in this paper effectively alleviates this problem, enhancing the model's generalization ability and robustness in complex scenarios.

3) Evaluation of fine-tuning methods for speaker diarization models:

For the fine-tuning method of speaker diarization related to scenarios, we designed a series of experiments to verify the superiority of this method, as shown in Table III. Firstly, we

used the M3SD dataset to pre-train the NSD-MA-MSE model, and obtained the results of the pre-trained model in the table. Then, for each dataset, we fine-tuned the model using part of the data of that dataset, and finally evaluated the effect using the test set. In this paper, we compared several fine-tuning methods, including full fine-tuning, Adapter fine-tuning, LoRA fine-tuning, and Adapter + LoRA fine-tuning.

According to the experimental results, we can observe the differences in the performance of different fine-tuning methods in model performance optimization. Using the full fine-tuning method, we can significantly improve the model's adaptability to the current dataset scenario by adjusting all the parameters of the pre-trained model, thus achieving better results in the speaker diarization task than the original pre-trained model. In contrast, when using the Adapter fine-tuning method, we only added the Adapter module in the output layer of the model, without directly adjusting the underlying weight parameters. Although it enhanced the model's adaptability to some extent, since its scope of action is limited to the output layer, the model has difficulty fully learning the deep feature differences brought about by changes in the scenario. Therefore, when facing diverse scenario requirements, Adapter... The performance of fine-tuning is quite average; while LoRA fine-tuning changes the weight parameters at the model level, making the model more flexible to adapt to changes in scenarios. Moreover, due to the small amount of data, LoRA's low-parameter feature significantly reduces the risk of overfitting, effectively preventing catastrophic forgetting, and exhibits strong robustness. Its performance even surpasses that of full fine-tuning, which is because the amount of fine-tuning data used is relatively small. Using full fine-tuning may destroy the universal features learned by the pre-trained model, leading to overfitting and poor generalization. Ultimately, by combining Adapter and LoRA two fine-tuning methods, we optimized both at the model level and the output level, and achieved the best performance in various scenarios, proving the effectiveness of the scenario-related speaker diarization fine-tuning method proposed in this paper.

VI. CONCLUSION

In this study, we first proposed an automated method for constructing the speaker diarization dataset and released the M3SD dataset to support research in the field of speaker diarization. Secondly, we proposed a fine-tuning method for scene-related speaker diarization models, which enables the model to achieve better performance in different scenarios. In the future, we will further study unsupervised learning methods to utilize more data to improve model performance.

REFERENCES

- [1] T. J. Park, N. Kanda, D. Dimitriadis, K. J. Han, S. Watanabe, and S. Narayanan, "A review of speaker diarization: Recent advances with deep learning," *Computer Speech & Language*, vol. 72, p. 101317, 2022.
- [2] X. Anguera, S. Bozonnet, N. Evans, C. Fredouille, G. Friedland, and O. Vinyals, "Speaker diarization: A review of recent research," *IEEE Transactions on audio, speech, and language processing*, vol. 20, no. 2, pp. 356–370, 2012.

- [3] Q. Wang, C. Downey, L. Wan, P. A. Mansfield, and I. L. Moreno, "Speaker diarization with lstm," in *2018 IEEE International conference on acoustics, speech and signal processing (ICASSP)*. IEEE, 2018, pp. 5239–5243.
- [4] N. Dehak, P. J. Kenny, R. Dehak, P. Dumouchel, and P. Ouellet, "Front-end factor analysis for speaker verification," *IEEE Transactions on Audio, Speech, and Language Processing*, vol. 19, no. 4, pp. 788–798, 2010.
- [5] D. Snyder, D. Garcia-Romero, G. Sell, D. Povey, and S. Khudanpur, "X-vectors: Robust dnn embeddings for speaker recognition," in *2018 IEEE international conference on acoustics, speech and signal processing (ICASSP)*. IEEE, 2018, pp. 5329–5333.
- [6] D. Dimitriadis and P. Fousek, "Developing on-line speaker diarization system," in *Interspeech*, 2017, pp. 2739–2743.
- [7] M. Senoussaoui, P. Kenny, T. Stafylakis, and P. Dumouchel, "A study of the cosine distance-based mean shift for telephone speech diarization," *IEEE/ACM Transactions on Audio, Speech, and Language Processing*, vol. 22, no. 1, pp. 217–227, 2013.
- [8] Q. Wang, C. Downey, L. Wan, P. A. Mansfield, and I. L. Moreno, "Speaker diarization with lstm," in *2018 IEEE International conference on acoustics, speech and signal processing (ICASSP)*. IEEE, 2018, pp. 5239–5243.
- [9] K. J. Han and S. S. Narayanan, "A robust stopping criterion for agglomerative hierarchical clustering in a speaker diarization system," in *Interspeech*, 2007, pp. 1853–1856.
- [10] M. Maciejewski, D. Snyder, V. Manohar, N. Dehak, and S. Khudanpur, "Characterizing performance of speaker diarization systems on far-field speech using standard methods," in *2018 IEEE International Conference on Acoustics, Speech and Signal Processing (ICASSP)*. IEEE, 2018, pp. 5244–5248.
- [11] Q. Li, F. L. Kreyssig, C. Zhang, and P. C. Woodland, "Discriminative neural clustering for speaker diarisation," in *2021 IEEE Spoken Language Technology Workshop (SLT)*. IEEE, 2021, pp. 574–581.
- [12] F. Landini, J. Profant, M. Diez, and L. Burget, "Bayesian hmm clustering of x-vector sequences (vbx) in speaker diarization: theory, implementation and analysis on standard tasks," *Computer Speech & Language*, vol. 71, p. 101254, 2022.
- [13] Y. Fujita, N. Kanda, S. Horiguchi, K. Nagamatsu, and S. Watanabe, "End-to-End Neural Speaker Diarization with Permutation-Free Objectives," in *Proc. Interspeech*, 2019, pp. 4300–4304.
- [14] Y. Fujita, N. Kanda, S. Horiguchi, Y. Xue, K. Nagamatsu, and S. Watanabe, "End-to-end neural speaker diarization with self-attention," in *2019 IEEE Automatic Speech Recognition and Understanding Workshop (ASRU)*. IEEE, 2019, pp. 296–303.
- [15] Y. Yu, D. Park, and H. Kook Kim, "Auxiliary loss of transformer with residual connection for end-to-end speaker diarization," in *ICASSP 2022 - 2022 IEEE International Conference on Acoustics, Speech and Signal Processing (ICASSP)*, 2022, pp. 8377–8381.
- [16] W. Wang and M. Li, "Incorporating end-to-end framework into target-speaker voice activity detection," in *ICASSP 2022-2022 IEEE International Conference on Acoustics, Speech and Signal Processing (ICASSP)*. IEEE, 2022, pp. 8362–8366.
- [17] I. Medennikov, M. Korenevsky, T. Prisyach, Y. Khokhlov, M. Korenevskaya, I. Sorokin, T. Timofeeva, A. Mitrofanov, A. Andrusenko, I. Podluzhny, A. Laptev, and A. Romanenko, "Target-Speaker Voice Activity Detection: A Novel Approach for Multi-Speaker Diarization in a Dinner Party Scenario," in *Proc. Interspeech*, 2020, pp. 274–278.
- [18] M.-K. He, J. Du, Q.-F. Liu, and C.-H. Lee, "Ansd-ma-mse: Adaptive neural speaker diarization using memory-aware multi-speaker embedding," *IEEE/ACM Transactions on Audio, Speech, and Language Processing*, 2023.
- [19] S. Cornell, M. Wiesner, S. Watanabe, D. Raj, X. Chang, P. Garcia, Y. Masuyama, Z.-Q. Wang, S. Squartini, and S. Khudanpur, "The chime-7 dasr challenge: Distant meeting transcription with multiple devices in diverse scenarios," *arXiv preprint arXiv:2306.13734*, 2023.
- [20] R. Wan, M. He, J. Du, H. Zhou, S. Niu, H. Chen, Y. Yue, G. Yang, S. Wu, L. Sun *et al.*, "The usc-nerslip systems for chime-7 challenge," in *Proc. CHiME 2023*, 2023, pp. 13–18.
- [21] I. D. Gebru, S. Ba, X. Li, and R. Horaud, "Audio-visual speaker diarization based on spatiotemporal bayesian fusion," *IEEE transactions on pattern analysis and machine intelligence*, vol. 40, no. 5, pp. 1086–1099, 2017.
- [22] H. Yehia, P. Rubin, and E. Vatikiotis-Bateson, "Quantitative association of vocal-tract and facial behavior," *Speech Communication*, vol. 26, no. 1-2, pp. 23–43, 1998.
- [23] A. Noulas, G. Englebienne, and B. J. Krose, "Multimodal speaker diarization," *IEEE Transactions on Pattern Analysis and Machine Intelligence*, vol. 34, no. 1, pp. 79–93, 2011.
- [24] J. S. Chung, B. J. Lee, and I. Han, "Who said that?: Audio-visual speaker diarisation of real-world meetings," in *Proceedings of the Annual Conference of the International Speech Communication Association, INTERSPEECH*, vol. 2019, 2019, pp. 371–375.
- [25] J. S. Chung, J. Huh, A. Nagrani, T. Afouras, and A. Zisserman, "Spot the conversation: Speaker diarisation in the wild," in *Proceedings of the Annual Conference of the International Speech Communication Association, INTERSPEECH*, vol. 2020, 2020, pp. 299–303.
- [26] M.-K. He, J. Du, and C.-H. Lee, "End-to-end audio-visual neural speaker diarization," in *Proc. Interspeech*, 2022, pp. 1461–1465.
- [27] M. Cheng and M. Li, "Multi-input multi-output target-speaker voice activity detection for unified, flexible, and robust audio-visual speaker diarization," *arXiv preprint arXiv:2401.08052*, 2024.
- [28] M.-K. He, J. Du, S.-T. Niu, Q.-F. Liu, and C.-H. Lee, "Quality-aware end-to-end audio-visual neural speaker diarization," *arXiv preprint arXiv:2410.22350*, 2024.
- [29] S. Wu, J. Du, M.-K. He, S. Niu, H. Chen, H. Tang, and C.-H. Lee, "Semi-supervised multi-channel speaker diarization with cross-channel attention," in *2023 IEEE Automatic Speech Recognition and Understanding Workshop (ASRU)*. IEEE, 2023, pp. 1–8.
- [30] Y. Fu, L. Cheng, S. Lv, Y. Jv, Y. Kong, Z. Chen, Y. Hu, L. Xie, J. Wu, H. Bu *et al.*, "Aishell-4: An open source dataset for speech enhancement, separation, recognition and speaker diarization in conference scenario," in *Proc. Interspeech 2021*, 2021, pp. 3665–3669.
- [31] E. Z. Xu, Z. Song, S. Tsutsui, C. Feng, M. Ye, and M. Z. Shou, "Ava-avd: Audio-visual speaker diarization in the wild," in *Proceedings of the 30th ACM International Conference on Multimedia*, 2022, pp. 3838–3847.
- [32] Y. Takashima, Y. Fujita, S. Horiguchi, S. Watanabe, P. Garcia, and K. Nagamatsu, "Semi-supervised training with pseudo-labeling for end-to-end neural diarization," in *22nd Annual Conference of the International Speech Communication Association, INTERSPEECH 2021*. International Speech Communication Association, 2021, pp. 2498–2502.
- [33] S. Watanabe, M. Mandel, J. Barker, E. Vincent, A. Arora, X. Chang, S. Khudanpur, V. Manohar, D. Povey, D. Raj *et al.*, "Chime-6 challenge: Tackling multispeaker speech recognition for unsegmented recordings," in *CHiME 2020-6th International Workshop on Speech Processing in Everyday Environments*, 2020.
- [34] Z. Wang, S. Wu, H. Chen, M.-K. He, J. Du, C.-H. Lee, J. Chen, S. Watanabe, S. Siniscalchi, O. Scharenborg *et al.*, "The multimodal information based speech processing (misp) 2022 challenge: Audio-visual diarization and recognition," in *ICASSP 2023-2023 IEEE International Conference on Acoustics, Speech and Signal Processing (ICASSP)*. IEEE, 2023, pp. 1–5.
- [35] A. Vinnikov, A. Ivry, A. Hurvitz, I. Abramovski, S. Koubi, I. Gurvich, S. Pe'er, X. Xiao, B. M. Elizalde, N. Kanda *et al.*, "Notsobar-1 challenge: New datasets, baseline, and tasks for distant meeting transcription," *CoRR*, 2024.
- [36] W. Kraaij, T. Hain, M. Lincoln, and W. Post, "The ami meeting corpus," in *Proc. International Conference on Methods and Techniques in Behavioral Research*, 2005, pp. 1–4.
- [37] C. Cieri, J. P. Campbell, H. Nakasone, D. Miller, and K. Walker, "The mixer corpus of multilingual, multichannel speaker recognition data," in *LREC*. Citeseer, 2004.
- [38] N. Ryant, P. Singh, V. Krishnamohan, R. Varma, K. Church, C. Cieri, J. Du, S. Ganapathy, and M. Liberman, "The third dihard diarization challenge," *arXiv preprint arXiv:2012.01477*, 2020.
- [39] A. F. Martin and M. A. Przybocki, "The nist speaker recognition evaluations: 1996-2001," in *Odyssey*, 2001, pp. 39–43.
- [40] N. Ryant, K. Church, C. Cieri, A. Cristia, J. Du, S. Ganapathy, and M. Liberman, "First dihard challenge evaluation plan," in *tech. Rep. Linguistic Data Consortium, University of Pennsylvania*, 2018.
- [41] —, "The second dihard diarization challenge: Dataset, task, and baselines," *arXiv preprint arXiv:1906.07839*, 2019.
- [42] F. Yu, S. Zhang, Y. Fu, L. Xie, S. Zheng, Z. Du, W. Huang, P. Guo, Z. Yan, B. Ma, X. Xu, and H. Bu, "M2met: The icassp 2022 multi-channel multi-party meeting transcription challenge," in *ICASSP 2022 - 2022 IEEE International Conference on Acoustics, Speech and Signal Processing (ICASSP)*, 2022, pp. 6167–6171.
- [43] M. Gao, S. Wu, H. Chen, J. Du, C.-H. Lee, S. Watanabe, J. Chen, S. S. Marco, and O. Scharenborg, "The multimodal information based speech processing (misp) 2025 challenge: Audio-visual diarization and recognition," *arXiv preprint arXiv:2505.13971*, 2025.

- [44] T. Liu, S. Fan, X. Xiang, H. Song, S. Lin, J. Sun, T. Han, S. Chen, B. Yao, S. Liu *et al.*, “Msdwild: Multi-modal speaker diarization dataset in the wild,” in *INTERSPEECH*, 2022, pp. 1476–1480.
- [45] K. Lv, Y. Yang, T. Liu, Q. Gao, Q. Guo, and X. Qiu, “Full parameter fine-tuning for large language models with limited resources,” *arXiv preprint arXiv:2306.09782*, 2023.
- [46] L. Xu, H. Xie, S.-Z. J. Qin, X. Tao, and F. L. Wang, “Parameter-efficient fine-tuning methods for pretrained language models: A critical review and assessment,” *arXiv preprint arXiv:2312.12148*, 2023.
- [47] N. Ding, Y. Qin, G. Yang, F. Wei, Z. Yang, Y. Su, S. Hu, Y. Chen, C.-M. Chan, W. Chen *et al.*, “Parameter-efficient fine-tuning of large-scale pre-trained language models,” *Nature Machine Intelligence*, vol. 5, no. 3, pp. 220–235, 2023.
- [48] R. Wang, D. Tang, N. Duan, Z. Wei, X. Huang, G. Cao, D. Jiang, M. Zhou *et al.*, “K-adapter: Infusing knowledge into pre-trained models with adapters,” *arXiv preprint arXiv:2002.01808*, 2020.
- [49] E. J. Hu, Y. Shen, P. Wallis, Z. Allen-Zhu, Y. Li, S. Wang, L. Wang, W. Chen *et al.*, “Lora: Low-rank adaptation of large language models,” *ICLR*, vol. 1, no. 2, p. 3, 2022.
- [50] S.-Y. Liu, C.-Y. Wang, H. Yin, P. Molchanov, Y.-C. F. Wang, K.-T. Cheng, and M.-H. Chen, “Dora: Weight-decomposed low-rank adaptation,” in *Forty-first International Conference on Machine Learning*, 2024.
- [51] I. Bieda, A. Kisil, and T. Panchenko, “An approach to scene change detection,” in *2021 11th IEEE International Conference on Intelligent Data Acquisition and Advanced Computing Systems: Technology and Applications (IDAACS)*, vol. 1. IEEE, 2021, pp. 489–493.
- [52] C. K. Reddy, V. Gopal, and R. Cutler, “Dnsmos p. 835: A non-intrusive perceptual objective speech quality metric to evaluate noise suppressors,” in *ICASSP 2022-2022 IEEE international conference on acoustics, speech and signal processing (ICASSP)*. IEEE, 2022, pp. 886–890.
- [53] Z. Zhang, W. Wu, W. Sun, D. Tu, W. Lu, X. Min, Y. Chen, and G. Zhai, “Md-vqa: Multi-dimensional quality assessment for ugc live videos,” in *Proceedings of the IEEE/CVF Conference on Computer Vision and Pattern Recognition*, 2023, pp. 1746–1755.
- [54] J. S. Chung and A. Zisserman, “Out of time: automated lip sync in the wild,” in *Computer Vision–ACCV 2016 Workshops: ACCV 2016 International Workshops, Taipei, Taiwan, November 20–24, 2016, Revised Selected Papers, Part II 13*. Springer, 2017, pp. 251–263.
- [55] J. Deng, J. Guo, E. Ververas, I. Kotsia, and S. Zafeiriou, “Retinaface: Single-shot multi-level face localisation in the wild,” in *Proceedings of the IEEE/CVF conference on computer vision and pattern recognition*, 2020, pp. 5203–5212.
- [56] N. Wojke, A. Bewley, and D. Paulus, “Simple online and realtime tracking with a deep association metric,” in *2017 IEEE international conference on image processing (ICIP)*. IEEE, 2017, pp. 3645–3649.
- [57] C. Lugaresi, J. Tang, H. Nash, C. McClanahan, E. Uboweja, M. Hays, F. Zhang, C.-L. Chang, M. G. Yong, J. Lee *et al.*, “Mediapipe: A framework for building perception pipelines,” *arXiv preprint arXiv:1906.08172*, 2019.
- [58] Y. Chen, S. Zheng, H. Wang, L. Cheng, T. Zhu, R. Huang, C. Deng, Q. Chen, S. Zhang, W. Wang *et al.*, “3d-speaker-toolkit: An open-source toolkit for multimodal speaker verification and diarization,” in *ICASSP 2025-2025 IEEE International Conference on Acoustics, Speech and Signal Processing (ICASSP)*. IEEE, 2025, pp. 1–5.
- [59] D. Raj, L. P. Garcia-Perera, Z. Huang, S. Watanabe, D. Povey, A. Stolcke, and S. Khudanpur, “Dover-lap: A method for combining overlap-aware diarization outputs,” in *2021 IEEE Spoken Language Technology Workshop (SLT)*. IEEE, 2021, pp. 881–888.
- [60] M. He, X. Lv, W. Zhou, J. Yin, X. Zhang, Y. Wang, S. Niu, Y. Cao, H. Lu, J. Du *et al.*, “The ustc-ximalaya system for the icassp 2022 multi-channel multi-party meeting transcription (m2met) challenge,” in *ICASSP 2022-2022 IEEE International Conference on Acoustics, Speech and Signal Processing (ICASSP)*. IEEE, 2022, pp. 9166–9170.