

Experimental search for electric dipole moments of light radioactive nuclei

Chavdar Dutsov^{a,1,†} Timothy Hume^{1,2} Maxim
Pospelov^{3,4} and Philipp Schmidt-Wellenburg¹

¹*Paul Scherrer Institute, 5232 Villigen PSI, Switzerland*

²*ETH Zürich, 8093 Zürich, Switzerland*

³*School of Physics and Astronomy,
University of Minnesota, Minneapolis, MN 55455, USA*

⁴*William I. Fine Theoretical Physics Institute,
University of Minnesota, Minneapolis, MN 55455, USA*

Abstract

We discuss a search for the electric dipole moment (EDM) of a light beta-radioactive ion using a compact ion trap by adapting the “frozen-spin” method. The measurement will be done on ions stripped of their valence electrons, thereby bypassing the significant Schiff screening that hinders the application of successful contemporary EDM searches using heavy neutral atoms and molecules to light nuclei. We identified ^8Li as the most promising candidate for a proof-of-concept EDM search and we estimate that the current indirect proton EDM limit of a few $10^{-25} e\cdot\text{cm}$ set by ^{199}Hg measurements can be surpassed with a week of measurement time at existing facilities.

Keywords: electric dipole moment, frozen-spin technique, ion trap

^a Present address: CERN, Esplanade des Particules 1, Meyrin, Switzerland

[†] chavdar.dutsov@cern.ch

I. INTRODUCTION

The search for electric dipole moments (EDMs) represents one of the most promising avenues in particle physics [1] to reveal the nature of beyond Standard Model (SM) physics. A permanent EDM in any fundamental particle or system would constitute direct evidence of time-reversal (T) violation and, through the CPT theorem [2, 3], would also violate charge-parity (CP) symmetry. While the Standard Model incorporates CP violation via the complex phase of the Cabibbo-Kobayashi-Maskawa (CKM) matrix [4], its magnitude is insufficient to explain the observed matter-antimatter asymmetry through standard electroweak baryogenesis [5, 6]. EDMs thus provide a model-independent probe of new CP violating physics beyond the SM. Since the pioneering neutron EDM experiment by Purcell, Ramsey, and Smith [7], EDM searches have expanded to diverse systems: neutrons, muons, paramagnetic atoms/molecules (Cs, Tl, YbF, ThO, HfF⁺), and diamagnetic atoms (¹²⁹Xe, ¹⁹⁹Hg, ²²⁵Ra, TlF) [1]. Despite decades of measurements, all results remain consistent with zero, placing stringent constraints on CP -violating new physics.

To date, no direct measurement of the proton EDM has been accomplished. The leading experimental proposal involves an all-electric storage ring designed to reach a sensitivity three orders of magnitude beyond that of current neutron EDM searches. This approach requires a storage ring with a circumference of approximately 800 m [8–11]. A search for oscillating EDMs induced by axion-like particles, demonstrated using magnetic storage of polarized deuterons at the Cooler Synchrotron COSY (Research Center Jülich, Germany), is an example of initial progress in this direction [12].

So far hadronic CP -violating interactions, particularly the proton EDM, were probed through the nuclear Schiff moment of atoms that have closed electron shells (diamagnetic) [1]. The current best limit on the EDM of such a system is provided by ¹⁹⁹Hg: $7.4 \times 10^{-30} e \cdot \text{cm}$ (95% C.L.) [13].

Despite the exceptional experimental sensitivity, the implications of this result are somewhat reduced due to the large Schiff screening of the nuclear EDM in neutral atoms [14]. Furthermore, extracting fundamental hadronic EDMs from atomic measurements involves an elaborate chain of nuclear and atomic many-body theory, as depicted in Fig. 1.

The ¹⁹⁹Hg EDM measurement is interpreted in terms of a Schiff moment, which – under simplified nuclear structure assumptions and theoretical treatment [15] – translates into a

constraint on the proton EDM of approximately $2.0 \times 10^{-25} e \cdot \text{cm}$ [13], if it were the sole contributor to the overall EDM.

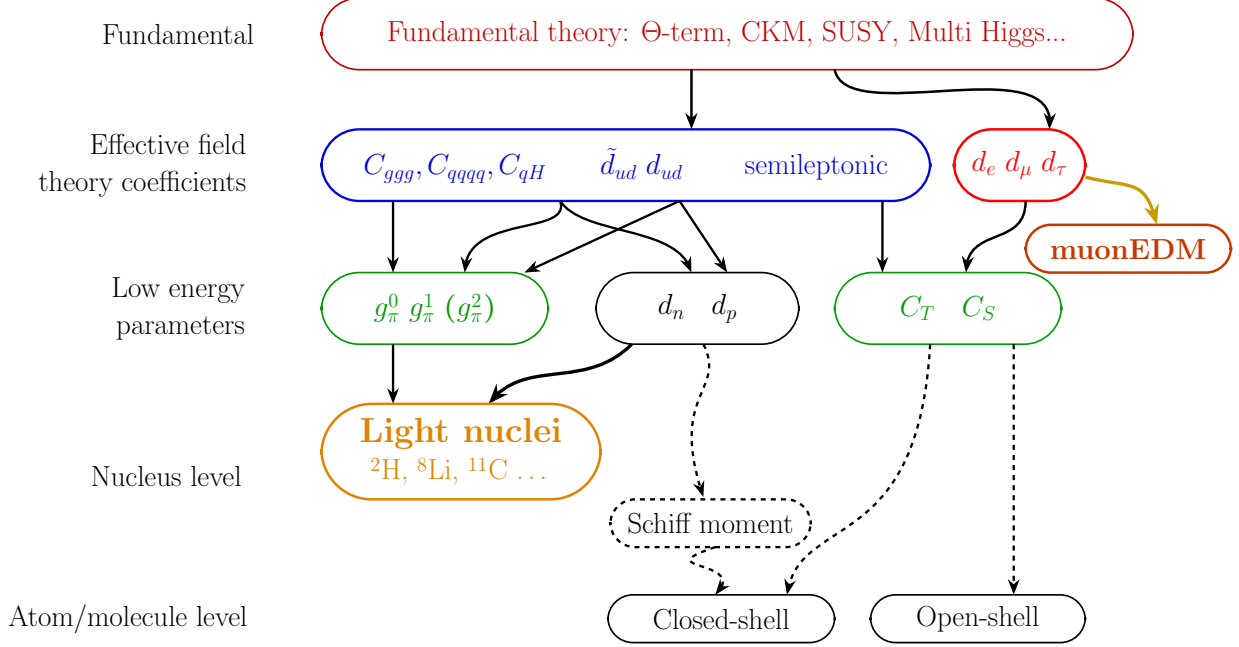


FIG. 1: Illustration of the connection between underlying fundamental theories to laboratory measurements, passing through potential effective CP -violating sources. Note that measurements on fully or partially stripped ions have a more direct and unambiguous connection to low-energy parameters than atoms/molecules. The muonEDM experiment [16], which serves as a blueprint for the light ion search, would measure the EDM of an elementary particle providing a direct connection to fundamental theories.

Figure adapted from [1].

We propose an alternative search for hadronic CP violation using beta-decaying, fully stripped or closed-shell light ions confined in a compact ion trap. The partial or complete removal of electrons allows the nucleus to interact directly with an external electric field, substantially mitigating atomic screening and enabling a more direct measurement of the effective nuclear EDM.

As we will demonstrate, sensitivities competitive with or superior to current hadronic EDM limits can be achieved using a compact setup. Unlike the large-scale infrastructure required for storage-ring experiments, the small anomalous magnetic moments (AMM) of selected light ions enable EDM measurements to be performed in a centimeter-scale electromagnetic trap. Our proposed configuration employs an $\sim 30 \text{ keV}$ ion beam confined in a closed magnetic orbit, producing otherwise more difficult to achieve electric fields of the order of 1 MV/m to 10 MV/m in the muon rest-frame.

The isotope ^8Li in particular serves as an excellent probe due to the very low AMM of the fully stripped state, the high abundance in isotope production facilities, and the fact that it is a standard beta-NMR probe [17]. Moreover, it has unpaired neutron and proton spins, which leads to a balanced sensitivity to both neutron and proton EDMs (d_n , d_p) in contrast to the ^{199}Hg atom, which is predominantly sensitive to the neutron EDM, as shown in Fig. 2. If it can be measured to the same sensitivity, the fully stripped ^9Li is also interesting as a predominantly proton EDM probe.

With an estimated experimental sensitivity of $2.3 \times 10^{-25} e\cdot\text{cm}$, a one-week measurement of ^8Li or ^9Li EDM would significantly improve constraints on d_p , especially in a scenario where neutron and mercury EDM bounds are nearly parallel in the d_n - d_p plane. This makes lithium isotopes particularly attractive for testing new CP violation mechanisms and serves as a stepping stone to more complex nuclear systems with potentially enhanced CP -violating effects.

The direct search for an EDM of a bare nucleus or a partially stripped ion probes nuclear and hadronic sources of CP violation free of large screening effects. Focusing on ^8Li we will pioneer methods to probe EDMs of light nuclei allowing different sensitivity to specific fundamental sources of CP violation – a necessary addition considering that a global analysis of multiple searches is needed to unambiguously constrain new physics parameters [18].

II. METHODOLOGY

Farley, Semertzidis, Khriplovich and others [19–21] proposed a method to measure EDMs of charged systems – muons in particular – in storage rings, known as the frozen-spin technique. The essence of the frozen-spin technique is the cancellation of the anomalous ($g - 2$) precession by applying a radial electric field perpendicular to the momentum of the stored particles and to the magnetic field. That way any remaining precession is a consequence of the EDM, which manifests itself through a precession of the spin around the electric-field vector in the particle’s rest frame.

One major advantage of using a storage ring is that the motional electric field experienced by the particle can exceed by far any static field achievable in a laboratory. Furthermore, the frozen-spin technique enables a linear build-up of the EDM signal over time, which is otherwise limited by the much shorter anomalous spin precession period. The frozen-spin

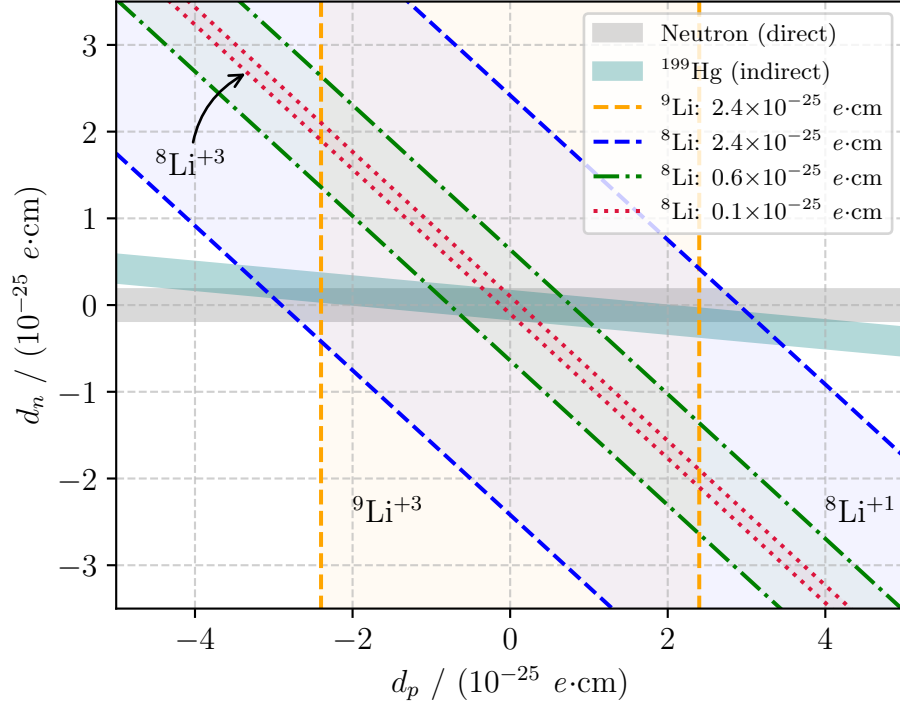


FIG. 2: Constraints in the d_n - d_p parameter space. Light blue and gray are the existing constraints on the mercury and neutron EDMs. The mercury EDM band includes a $\pm 2\sigma$ theoretical uncertainty. The intersection of these two bands sets the limit on the proton EDM, $|d_p| < 4 \times 10^{-25} \text{ ecm}$. Projected sensitivities from ^8Li EDM measurements are shown assuming: one week of data collection (blue dashed line), 100 days of data (green dash-dotted line), and 7 days with fully stripped $^8\text{Li}^{3+}$ ions (red dotted line). Even with a one-week measurement, the ^8Li EDM constraint improves existing bounds on d_p .

muonEDM experiment at the Paul Scherrer Institute (PSI, Switzerland) represents the first attempt to implement this technique, aiming to achieve unprecedented sensitivity in muon EDM measurements [16, 22–25].

The electric field strength required to freeze the spin is proportional to the AMM $a = (g - 2)/2$, the beam velocity $\vec{v} = \vec{\beta}c$ and the magnetic field B , while the EDM sensitivity is proportional to $|\vec{v} \times \vec{B}|$. Therefore, the maximum achievable sensitivity is ultimately constrained by the practical limits of the electric field needed to freeze the spin. Systems with smaller AMM are thus advantageous. For example, the muon, as an elementary particle, has a relatively small AMM of approximately 1.17×10^{-3} .

Although ions do not generally exhibit such small AMM, certain ions possess an effective g -factor near 2, making it possible to apply the frozen-spin technique with more modest electric fields. Khriplovich [19, 26] demonstrated this for isotopes with mass number $A > 24$,

where ions with AMM similar to the muon can be found, however all highly charged.

Here we extend this approach to lighter nuclei with $A < 24$, particularly ${}^8\text{Li}$, which offers several advantages for a frozen-spin experiment. As a well established isotope for beta-NMR, ${}^8\text{Li}$ is abundantly produced at isotope production facilities such as TRIUMF (Canada) and ISOLDE (CERN). Furthermore, its relatively simple nuclear structure allows for precise theoretical treatment from first principles.

A. Measurement principle

Figure 3 shows a schematic of the experimental setup of the proposed light ion EDM (LionEDM) spectrometer. We propose to measure the EDM of beta-radioactive ions using a modified version of the compact frozen-spin trap developed for the measurement of the muon EDM at PSI [16]. The apparatus will be located at the exit of the beamline, where spin-polarized ions with kinetic energy $\simeq 20\text{ keV}$ will travel through a magnetically shielded injection channel into the solenoid.

Achieving high sensitivity requires an intense source of polarized ion beams, such as those available at the VITO beamline at ISOLDE, CERN [17]. At this facility, polarization is transferred from the electron shell to the nucleus via finely tuned laser excitation of the hyperfine structure [27].

As the ions enter the magnetic field, they will spiral inward with an orbit radius of approximately $R \approx 30\text{ mm}$. A timed electric pulse will decelerate them axially, allowing trapping within an electrostatic potential well. The timing of this pulse will be synchronized with the accelerator signal, eliminating the need for an entrance trigger. The pulse, generated by applying an electric field gradient between electrodes separated by 2 mm, on each side of the ground ring in the center, creates an axial electric field. Monte Carlo particle simulations indicate a pulse duration in the range of 1 μs to 3 μs .

Once trapped, the ions will undergo both cyclotron motion and Larmor precession due to the interaction between their spin and the magnetic field. The difference between these two motions is also known as the anomalous or $(g - 2)$ spin precession. To precisely control this effect, a radial electric field is applied within the storage volume. Its strength is carefully tuned to cancel the anomalous spin precession, effectively reducing the total spin precession frequency to zero in the absence of an EDM.

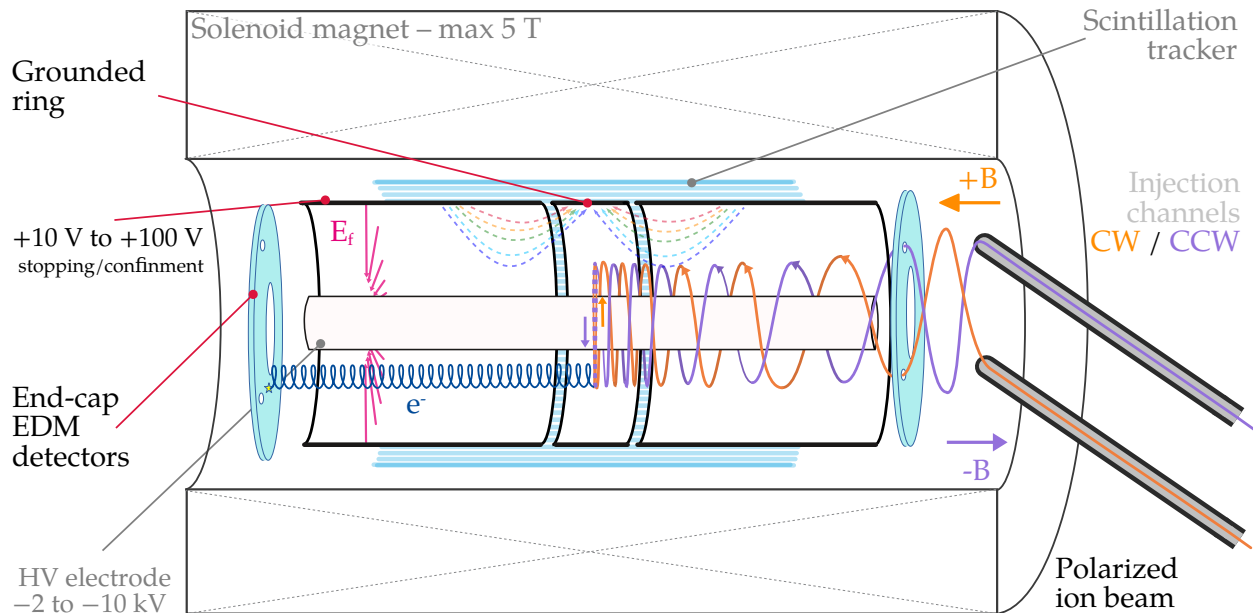


FIG. 3: Cross-section of the experimental apparatus. Grayed-out components are already existing in the muonEDM experiment and those indicated in red lines are the new developments needed for storing light ions: an electrode system for stopping and storing ion bunches propagating clockwise (CW) or counter-clockwise (CCW) after injection through magnetically shielded channels, and scintillation beta-decay detectors.

Like muons, beta-decaying nuclei are “self-analyzing,” meaning their average spin orientation can be measured by tracking the decay products. Parity violation in weak decay leads to a preference for high-energy electrons to be emitted in the direction of the spin. The EDM will be determined from the change in asymmetry, $d\mathcal{A}/dt$, where $\mathcal{A} = (N_{\uparrow} - N_{\downarrow})/(N_{\uparrow} + N_{\downarrow})$ represents the difference between the number of electrons emitted parallel or antiparallel to the main magnetic field.

The beta-decay asymmetry \mathcal{A} will be measured using end-cap detectors, positioned upstream and downstream along the magnetic field direction, and a scintillation tracker positioned around the ion orbit. The $(g-2)$ precession frequency will be deduced from the oscillating number of detected decay products in the outer scintillation tracker, similar to the beta-NMR technique.

Once the ion spin is “frozen,” the ion EDM d will be determined from the change of asymmetry in the end-cap detectors

$$\frac{d\mathcal{A}}{dt} = \frac{2}{\hbar} \alpha P dE^* \quad (1)$$

where $E^* \approx c\beta B + E$ is the electric field strength in the rest frame of the particle, α is the directional asymmetry in the beta-decay, typically ranging from 0.33 to 1 depending on the spin-parity configuration of the initial and final nuclear states, and P is the mean polarization of the ion beam.

B. The frozen-spin technique

The frozen-spin technique is central to the experiment, and we will examine it in more detail here. The relativistic spin motion of a particle moving through electric field \vec{E} and magnetic field \vec{B} is described by the extended Thomas-BMT equation [28–30],

$$\vec{\omega} = \vec{\omega}_a + \vec{\omega}_e = -\frac{q}{m} \left[a\vec{B} - \left(a + \frac{1}{1-\gamma^2} \right) \frac{\vec{\beta} \times \vec{E}}{c} \right] - \frac{\eta q}{2m} \left[\vec{\beta} \times \vec{B} + \frac{\vec{E}}{c} \right], \quad (2)$$

considering a storage orbit where the particle momentum, magnetic field, and electric field are mutually perpendicular, and adding a term describing the effect of the EDM. Here $\vec{\beta} = \vec{p}c/\mathcal{E}$ and $\gamma = (1 - \beta^2)^{-1/2}$ are the relativistic factors for a particle with total energy \mathcal{E} , a is the AMM, and η is the dimensionless constant which relates the spin to the EDM, $\vec{d} = \eta q/(2mc)\vec{s}$.

The anomalous precession frequency $\vec{\omega}_a$ is the difference between the Larmor precession and the cyclotron precession. The second term $\vec{\omega}_e$ arises from the EDM coupling to the electric field in the boosted reference frame of the moving particle. For particles with spin $J > 1/2$, Eq. (2) contains higher order terms with decreasing importance.

By adjusting the electric and magnetic field such that

$$a\vec{B} = \left(a + \frac{1}{1-\gamma^2} \right) \frac{\vec{\beta} \times \vec{E}}{c}, \quad (3)$$

it is possible to nullify the $(g-2)$ precession, $\omega_a = 0$. The frozen-spin technique achieves this cancellation of the anomalous precession term by applying an electric field of magnitude $E_f \approx ac\beta\gamma^2|\vec{B}|$. In the absence of an EDM, the spin orientation relative to the particle momentum remains unchanged, “frozen,” during storage.

One approach to fulfill condition (3) and freeze the spin is to use an all-electric storage ring ($B = 0$) and tune the particle momentum such that $\gamma^2 = (a + 1)/a$. This “magic”

momentum is then $p = mc/\sqrt{a}$, where m is the particle mass. It results in GeV-scale momentum requiring a storage ring with hundreds of meters circumference for electrostatic storage. This approach is only feasible for particles with relatively large a and relatively low mass, and is considered for searches for the proton and deuteron EDMs [12, 31].

In our approach, we opt for magnetic confinement which allows for a very compact storage orbit. However, a large value of a would require excessively strong electric fields, making the frozen-spin technique impractical. Fortunately, for ions, this limitation can be mitigated by adjusting the ion charge z , which fine-tunes the ion's AMM [19, 26]. This flexibility is extremely advantageous, as it enables the use of ions with very small magnetic anomalies, significantly enhancing the sensitivity of the EDM measurement for a given isotope.

C. Sensitivity to the ion EDM

To be sensitive to the nuclear spin, we select ions that are fully stripped or have only paired electrons in their shell. The favorable numbers of electrons are $Z - z = [0, 2, 4, 6, 10, 12, 14, 18, \dots]$ corresponding to an integer number of electron pairs in the electronic shell. Ions with 8 and 16 electrons are omitted as they correspond to p^4 orbitals for which two of the electrons are not paired.

Starting from the equation governing the time evolution of angular momentum in the presence of a magnetic field,

$$\frac{d\vec{J}}{dt} = \vec{\mu} \times \vec{B} = g \frac{q}{2M} \vec{J} \times \vec{B}, \quad (4)$$

where \vec{J} is the angular momentum of an ion with mass M and charge $q = ze$, we express the g -factor of an ion whose electron shell contains only paired electrons as

$$g = \frac{|\vec{\mu}|}{|\vec{J}|} \frac{2M}{q}. \quad (5)$$

Here, the nuclear magnetic moment is given by $\mu = \mu_m \mu_N$, where μ_m is the measured magnetic moment of the nucleus in units of nuclear magnetons, with $\mu_N = \frac{e\hbar}{2m_p}$. Substituting this definition into the expression for g , we obtain

$$g = \frac{\mu_m}{J} \frac{e}{2m_p} \frac{2M}{q} = \frac{\mu_m M}{zm_p J} \approx \frac{\mu_m}{J} \frac{A}{z}, \quad (6)$$

where m_p is the proton mass and A is the atomic number of the isotope. An exact formula takes into account the mass excess Δ and the number of missing electrons in the atomic shell zm_e for the ion mass,

$$M = Am_u + \Delta - zm_e, \quad (7)$$

where m_u is the atomic mass constant, $m_u/m_p \approx 0.992776098$ and m_e is the electron mass. Combining Eqs. (6) and (7), the exact g -factor is

$$g = \frac{\mu_m}{J} \frac{A}{z} \left(\frac{m_u}{m_p} + \frac{\Delta}{Am_p} - \frac{zm_e}{Am_p} \right). \quad (8)$$

The AMM $a = g/2 - 1$ is then

$$a = \frac{\mu_m}{2m_p J} \frac{Am_u + \Delta - zm_e}{z} - 1. \quad (9)$$

For an ion with atomic number Z and $Z - z$ paired electrons the sensitivity to the EDM is

$$\sigma(d_i) = \frac{\hbar}{2\tau\alpha P E_f} \frac{a}{(a+1)} \frac{Z}{z} \frac{1}{\sqrt{N}}, \quad (10)$$

under the non-relativistic assumption, valid for the energy scale of the experiment. The factor of Z/z comes from the shielding of the nuclear EDM by the electrons in the shell. The mean free spin precession time due to an EDM is τ which is limited by the lifetime of the isotope or, for longer lived nuclides, by the spin coherence time.

Taking into account that not all nuclei will decay within the measurement time, the number of detected decay products is

$$N = Y\varepsilon \left(1 - 2^{-\frac{\tau}{T_{1/2}}} \right) \frac{D}{\tau}, \quad (11)$$

where Y is the yield in ions per bunch, ε is the trapping efficiency, $T_{1/2}$ is the isotope's half-life and D is the total duration of the experiment, such that D/τ represents the number of injected ion bunches. The factor in brackets incurs a penalty for long-lived nuclei where only a fraction of the injected ions would decay during the measurement time.

From Eq. (10) we can see that to maximize the EDM sensitivity, for a given maximum achievable frozen-spin electric field E_f , we require an ion with low AMM a , available in a high ionization state z and in large quantities N .

To identify the optimal ions for EDM searches, we compiled recommended datasets on isotope properties from the Evaluated Nuclear Structure Data File (ENSDF) [32] including mass, nuclear spin, and half-life, and supplemented them with nuclear magnetic moment measurements [33, 34]. We then filtered for beta-decaying ions that are either fully stripped or have an integer number of electron pairs and calculated their AMM.

Table I contains all ions with $a < 1$, showing their mode of decay and the most probable transition. The reported yield for production at ISOLDE per μC of beam on the target is also given to give a sense of abundance. The typical mode of operation at this facility is $1\text{ }\mu\text{C}$ to $2\text{ }\mu\text{C}$ every 1 s to 2.5 s . Note that the yield refers only to $+1$ ions. Additionally, ions with a negative AMM are omitted as for them the frozen-spin electric field acts in the opposite direction of the motional electric field, thus reducing the sensitivity. However, ions with a small negative a or low ionization state are kept as potentially interesting candidates.

Among the candidate isotopes listed in Table I, the fully stripped ${}^8\text{Li}$ nucleus ($J^\pi = 2^+$, $T_{1/2} = 0.84\text{ s}$) emerges as one of the most promising for an EDM measurement. Its favorable characteristics include a small anomalous magnetic moment, a suitable half-life for storage-based experiments, and high production yield. The decay is a pure β^- transition with a 100% branching ratio ($E_{\text{max}} = 13.1\text{ MeV}$) to an excited state of ${}^8\text{Be}$, which promptly disintegrates into two $\sim 1.5\text{ MeV}$ alpha particles. These decay products can be easily stopped if necessary and may serve as useful beam diagnostics during storage. The beta-decay asymmetry parameter for ${}^8\text{Li}$ is $\alpha = 1/3$.

D. Experimental sensitivity

The most favorable lithium ion, ${}^8\text{Li}^{3+}$, is experimentally challenging to obtain because a polarized beam of fully stripped nuclei is currently not available. However, the single charged state is a common beta-NMR probe with reported polarization levels up to 69% [37]. Although it has a relatively large anomalous magnetic moment ($a = 2.29$), ${}^8\text{Li}^+$ can serve as a precursor to validate key techniques with single charged ions, albeit with reduced sensitivity.

Using the frozen-spin trap developed for the muon EDM search [16] we will demonstrate the feasibility using single charged ions. The nominal orbit radius in the experiment is fixed to 30 mm and the maximum achievable electric field is of the order of 2 MV/m [38].

TABLE I: Isotope properties summary ordered by increasing anomalous magnetic moment. The branching ratio refers to the highest probability transition corresponding to the given spin-parity of the final state $J^{\pi'}$. All nuclides undergo beta-decay with 100% probability. The mean beta-decay energy \tilde{E}_β is also shown. The production yield per μC proton beam on target is taken from the ISOLDE database [35, 36].

Ion	μ, μ_N	a	$J^\pi \rightarrow J^{\pi'}$	Branching	$T_{1/2}, \text{s}$	$\tilde{E}_\beta, \text{keV}$	Yield, μC^{-1}
$^{13}\text{O}^{+6}$	1.389	-0.002	$\beta^+ \quad 3/2^- \rightarrow 1/2^-$	89.2%	0.009	8136	—
$^{18}\text{N}^{+3}$	0.327	-0.024	$\beta^- \quad 1^- \rightarrow 1^-$	47.2%	0.619	4485	$6.5 \cdot 10^1$
$^{19}\text{O}^{+6}$	1.532	-0.036	$\beta^- \quad 5/2^+ \rightarrow 3/2^+$	54.4%	26.880	1442	$1.3 \cdot 10^5$
$^9\text{C}^{+4}$	1.391	0.039	$\beta^+ \quad 3/2^- \rightarrow 3/2^-$	54.1%	0.127	7502	$4.0 \cdot 10^3$
$^{22}\text{F}^{+7}$	2.694	0.051	$\beta^- \quad 4^+ \rightarrow 4^+$	53.9%	4.230	2449	$2.5 \cdot 10^4$
$^{17}\text{C}^{+4}$	0.758	0.067	$\beta^- \quad 3/2^+ \rightarrow 1/2^+$	27.0%	0.191	5413	$8.0 \cdot 10^0$
$^{12}\text{N}^{+3}$	0.457	-0.091	$\beta^+ \quad 1^+ \rightarrow 0^-$	96.2%	0.011	7923	—
$^8\text{Li}^{+3}$	1.653	0.097	$\beta^- \quad 2^+ \rightarrow 2^+$	100.0%	0.840	6248	$5.8 \cdot 10^8$
$^{16}\text{N}^{+7}$	1.986	0.127	$\beta^- \quad 2^- \rightarrow 6/2^-$	66.2%	7.130	1942	$2.5 \cdot 10^4$
$^{17}\text{N}^{+7}$	0.355	-0.143	$\beta^- \quad 1/2^- \rightarrow 3/2^-$	50.3%	4.171	1457	$1.0 \cdot 10^5$
$^{20}\text{F}^{+9}$	2.093	0.154	$\beta^- \quad 2^+ \rightarrow 2^+$	100.0%	11.070	2482	$9.7 \cdot 10^6$
$^{12}\text{B}^{+5}$	1.003	0.196	$\beta^- \quad 1^+ \rightarrow 0^-$	98.2%	0.020	6439	—
$^{17}\text{N}^{+5}$	0.355	0.199	$\beta^- \quad 1/2^- \rightarrow 3/2^-$	50.3%	4.171	1457	$1.0 \cdot 10^5$
$^{17}\text{Ne}^{+10}$	0.787	0.330	$\beta^+ \quad 1/2^- \rightarrow 3/2^-$	49.0%	0.109	3806	$4.5 \cdot 10^3$
$^{15}\text{O}^{+8}$	0.719	0.338	$\beta^+ \quad 1/2^- \rightarrow 1/2^-$	99.9%	122.240	735	—
$^{14}\text{B}^{+3}$	1.185	0.375	$\beta^- \quad 2^- \rightarrow 1^-$	79.0%	0.012	7024	—
$^{13}\text{N}^{+3}$	0.322	0.385	$\beta^+ \quad 1/2^- \rightarrow 1/2^-$	99.8%	597.900	492	$2.4 \cdot 10^4$
$^{19}\text{O}^{+4}$	1.532	0.445	$\beta^- \quad 5/2^+ \rightarrow 3/2^+$	54.4%	26.880	1442	$1.3 \cdot 10^5$
$^{22}\text{F}^{+5}$	2.694	0.471	$\beta^- \quad 4^+ \rightarrow 4^+$	53.9%	4.230	2449	$2.5 \cdot 10^4$
$^{20}\text{F}^{+7}$	2.093	0.484	$\beta^- \quad 2^+ \rightarrow 2^+$	100.0%	11.070	2482	$9.7 \cdot 10^6$
$^{13}\text{O}^{+4}$	1.389	0.497	$\beta^+ \quad 3/2^- \rightarrow 1/2^-$	89.2%	0.009	8136	—
$^{21}\text{Na}^{+11}$	2.386	0.507	$\beta^+ \quad 3/2^+ \rightarrow 3/2^+$	94.8%	22.490	1110	$4.0 \cdot 10^8$
$^{16}\text{N}^{+5}$	1.986	0.577	$\beta^- \quad 2^- \rightarrow 6/2^-$	66.2%	7.130	1942	$2.5 \cdot 10^4$
$^{25}\text{Na}^{+11}$	3.683	0.661	$\beta^- \quad 5/2^+ \rightarrow 5/2^+$	62.5%	59.100	1714	$2.6 \cdot 10^9$
$^{17}\text{Ne}^{+8}$	0.787	0.662	$\beta^+ \quad 1/2^- \rightarrow 3/2^-$	49.0%	0.109	3806	$4.5 \cdot 10^3$
$^{17}\text{F}^{+9}$	4.721	0.770	$\beta^+ \quad 5/2^+ \rightarrow 5/2^+$	99.9%	64.490	739	$1.1 \cdot 10^7$
$^{15}\text{O}^{+6}$	0.719	0.785	$\beta^+ \quad 1/2^- \rightarrow 1/2^-$	99.9%	122.240	735	—
$^{21}\text{F}^{+9}$	3.919	0.815	$\beta^- \quad 5/2^+ \rightarrow 5/2^+$	74.1%	4.158	2452	$9.4 \cdot 10^5$
$^{20}\text{Na}^{+1}$	0.369	0.834	$\beta^+ \quad 2^+ \rightarrow 2^+$	79.3%	0.448	5392	$1.1 \cdot 10^6$
$^{21}\text{Na}^{+9}$	2.386	0.842	$\beta^+ \quad 3/2^+ \rightarrow 3/2^+$	94.8%	22.490	1110	$4.0 \cdot 10^8$
$^{12}\text{B}^{+3}$	1.003	0.994	$\beta^- \quad 1^+ \rightarrow 0^-$	98.2%	0.020	6439	—
$^{17}\text{N}^{+3}$	0.355	0.999	$\beta^- \quad 1/2^- \rightarrow 3/2^-$	50.3%	4.171	1457	$1.0 \cdot 10^5$
$^8\text{B}^{+1}$	1.036	1.062	$\beta^+ \quad 2^+ \rightarrow 2^+$	88.0%	0.770	6732	$6.4 \cdot 10^4$
$^9\text{C}^{+2}$	1.391	1.079	$\beta^+ \quad 3/2^- \rightarrow 3/2^-$	54.1%	0.127	7502	$4.0 \cdot 10^3$
$^8\text{Li}^{+1}$	1.653	2.292	$\beta^- \quad 2^+ \rightarrow 2^+$	100.0%	0.840	6248	$5.8 \cdot 10^8$
$^9\text{Li}^{+3}$	3.437	2.421	$\beta^- \quad 3/2^- \rightarrow 3/2^-$	49.2%	0.178	6562	$3.6 \cdot 10^7$

The solenoid can produce fields of up to 5 T, however, longitudinal beam injection requires shielding of the fringe fields. Magnetic fields up to about 1 T can be shielded with steel or iron, while stronger fields necessitate superconducting channels. To simplify a proof-of-concept experiment, operation at lower fields is preferable.

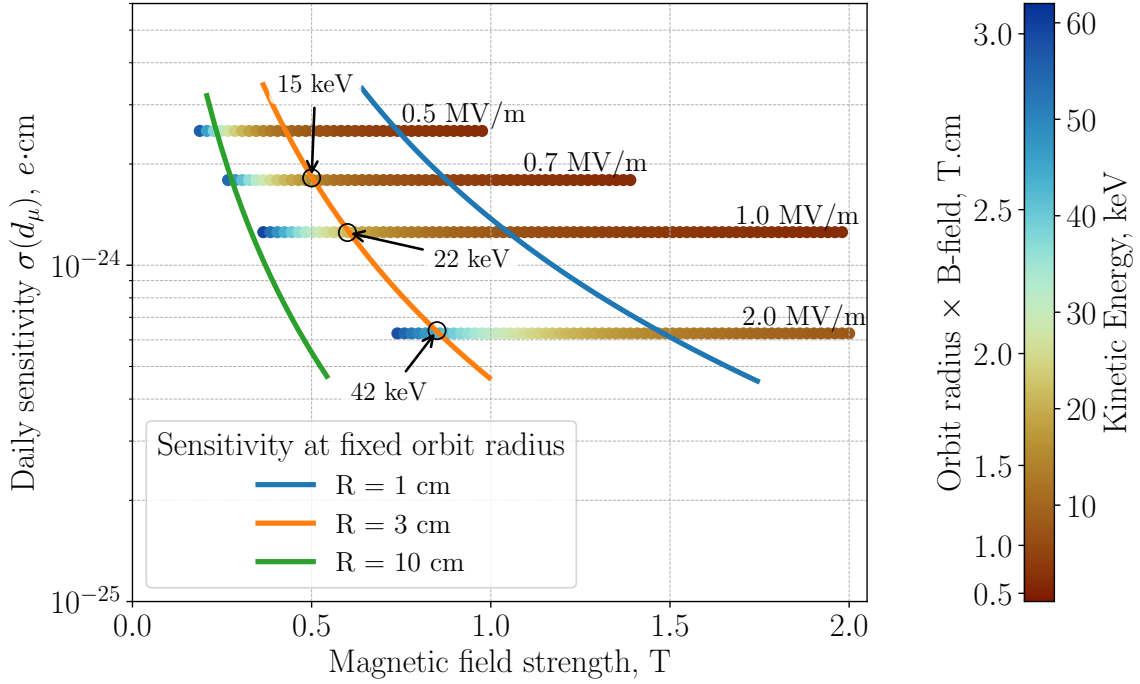


FIG. 4: Daily sensitivity to the EDM of singly charged ^8Li ions as a function of the strength of the confining magnetic field. The color gradient shows the kinetic energy of the particles for a given frozen-spin electric field. The three solid lines show the sensitivity at a fixed value of the orbit radius. A storage time of 1 s is assumed.

Figure 4 shows the estimated daily sensitivity to the EDM of $^8\text{Li}^+$ as a function of the key parameters: applied electric and magnetic fields, beam kinetic energy, and orbit radius inside the ion trap. In the non-relativistic approximation, applicable for the discussed energy scale where $(\gamma - 1) < 5 \times 10^{-6}$, the relationship between the frozen-spin field, the orbit radius, and the electric field is

$$E_f = \frac{q}{m} a(a+1) B^2 R. \quad (12)$$

The required kinetic energy for this condition is

$$K = \frac{(q(a+1)BR)^2}{2m}. \quad (13)$$

Note that, from Eq. (9), it follows that $q(a+1)$ is approximately constant for a given isotope. Consequently, the required electric field scales linearly with the magnetic anomaly a , while remaining independent of the ion's charge state. As a result, the kinetic energy also remains unaffected by the charge state.

Equations (10) and (11) were used to estimate the daily sensitivity in Fig. 4. The trapping efficiency, $\epsilon = 1\%$, is estimated by scaling the muonEDM efficiency due to the much lower emittance of the ion beamline (6 mm mrad¹) compared to the muon beamline (200 mm mrad). Given the significantly smaller phase space and energy spread of the ion beam compared to the muonEDM experiment at PSI, a higher injection efficiency is expected, corresponding to 5.6×10^6 particles per fill every 5 s.

The three points in Fig. 4 show possible configurations of the LionEDM experiment at 3 cm orbit radius, all possible to implement in the muonEDM apparatus. The $K = 42$ keV point corresponds to $6.4 \times 10^{-24} e \cdot \text{cm}$ daily or $2.4 \times 10^{-25} e \cdot \text{cm}$ weekly sensitivity. The latter corresponds to 20 $\mu\text{rad/s}$ spin precession.

The velocity of the beam in this configuration is $\beta c \approx 3.4 \times 10^{-3} c$ or 1000 mm/ μs . After exiting the injection channel, the beam will spiral towards the storage area with a longitudinal velocity 10 mm/ μs , corresponding to 10 mrad pitch of the helix.

The particle beam can then be decelerated and stopped in the center by an electric field gradient of about 10 V/m generated by a Penning-trap-like configuration, shown in Fig. 3. Once confined, the beam would orbit in the 700 kV/m radial electric field generated by concentric cylindrical electrodes. The high-voltage required to generate this field strength is 7 kV, keeping a spacing of 10 mm between the electrodes.

The trajectory of the decay products coming from the stored nuclei will be deduced from scintillating trackers placed around the outer electrode. The mean beta-decay energy of 6.2 MeV for ⁸Li results in electron tracks within a 0.5 T to 0.6 T-field that are similar in spatial distribution as the positrons tracks from muon decay, for which the muonEDM experiment was optimized. The latter is conducted at a higher magnetic field of 2.5 T and detects positrons in the range of 25 MeV to 66 MeV. The need for a tracker outside the outer electrode places stringent constraints on its thickness and material composition as the decay particles need to escape and, ideally, make a few turns before stopping in the material.

Electrons emitted in the lower energy region of the beta-decay spectrum, as well as

¹ ISOLDE Newsletter 2023, CERN, <https://isolde.cern/>, accessed on 3 June 2025.

electrons with a low transverse momentum, will be detected by end-cap detectors placed up- and downstream of the electrode system. These end-cap detectors are sufficient to collect all decay particles for the case that ${}^8\text{Li}^{3+}$ becomes available as then one would run the experiment at a much higher magnetic field where the electron tracks are confined in the volume between the electrodes.

Storing the low-energy ion beam for a long period of time requires ultra-high vacuum. At the level of 10^{-8} mbar, the ions would lose close to 1% of their kinetic energy in 1 s of storage time. Reaching this level of vacuum requires differential pumping to separate the experiment from the beamline, which is typically at 10^{-6} mbar.

To freeze the spin-motion due to the anomalous magnetic moment, the electric field must be precisely tuned. Nevertheless, a spread in the kinetic energy of the particles in the bunch leads to a gradual loss of polarization and reduction of sensitivity. The anomalous spin precession frequency

$$\omega_a = -\frac{q}{m} \left(aB - \frac{E}{\beta c} \right) \quad (14)$$

depends on the electric and magnetic field experienced by the individual particle. While the solenoidal magnetic field is constant throughout the storage volume, the radial electric field strength generated by the concentric electrodes decreases with $1/R$ following Gauss's law. Therefore, particles with higher than nominal velocity experience a lower electric field, contrary to the required higher electric field that would be needed to satisfy (3). This will lead to a gradual dephasing of the spin orientation as a function of the energy spread. Taking the derivative of (14) with respect to the kinetic energy, we obtain the spread of ω_a ,

$$\sigma(\omega_a) = a \frac{qB}{mR} \delta(K), \quad (15)$$

as a function of the relative spread in K , where $\delta(K) = \sigma(K)/K$. The spin-coherence time is then approximately $T_s = 2\pi/\sigma(\omega_a)$.

For ion beams $\delta(K) \approx 1 \times 10^{-4}$ or several eV. This leads to a $T_s = 100 \mu\text{s}$ which is far shorter than the possible ion storage time. Therefore, achieving high EDM sensitivity would necessitate dedicated techniques like those used at COSY where a 1000 s proton beam polarization lifetime was reported [39], or spin-echo pulse schemes to cancel relative dephasing similar as in Ref. [40].

Overall, the ${}^8\text{Li}^{+1}$ ion is an ideal candidate for this pioneering study due to its well-

established high-polarization technique and simple nuclear structure, which facilitates interpretation of results. Even at low magnetic fields, a single day of measurement could achieve $10^{-24} e\cdot\text{cm}$ sensitivity, which approaches the best indirect proton EDM limits.

Significant improvements in EDM sensitivity can be achieved using fully stripped nuclei. The $^8\text{Li}^{3+}$ state offers an eightfold enhancement due to its 24 times lower AMM compared to $^8\text{Li}^+$, following the $a/(a+1)$ scaling in Eq. (10). A further threefold improvement arises from reduced electron shielding, described by the Z/z factor in Eq. (10). If the experiment is limited by the spin-coherence time, sensitivity improves linearly with aq , yielding an additional eightfold enhancement.

When transitioning from single charged to fully stripped ions statistical losses might occur due to the electron stripping process. Nonetheless, the resulting sensitivity improvement ranges from two to three orders of magnitude, making fully stripped ^8Li a highly promising probe for future EDM searches. Moreover, the systematic effects arising from the coupling of the AMM to the experiment's electromagnetic fields would be reduced by a factor of 24, further enhancing sensitivity limits.

E. Systematic effects and countermeasures

Reaching high sensitivity to light ion EDMs requires a stringent control of spurious effects that mimic a true EDM signal. The dominant systematic effects in a frozen-spin trap were originally laid out in [21] and later elaborated specifically for the muonEDM experiment in [41].

The most critical systematic effect is the presence of a net radial magnetic field component, $\langle B_r^* \rangle \neq 0$, which induces an EDM-like precession with frequency

$$\omega_f = \frac{q}{m} a \langle B_r^* \rangle, \quad (16)$$

where the asterisk denotes fields in the rest frame of the particle.

A magnetic field of $\langle B_r \rangle = 1 \text{ pT}$ produces a signal that is comparable to a $10^{-25} e\cdot\text{cm}$ EDM in $^8\text{Li}^{3+}$. However, this systematic effect is substantially mitigated by leveraging the CP and T -violating nature of the EDM. A time-reversed symmetric experiment is implemented by reversing the currents in all coils, thereby inverting the magnetic field direction, also reversing

the beam propagation from clockwise (CW) to counter-clockwise (CCW). As the measured asymmetry is defined by the emission direction of electrons relative to the main magnetic field, summing the signal for the two magnetic-field orientations effectively doubles the true EDM signal, while canceling out systematic effects.

Alternating injections leads to perfect cancellation of the systematic only in the case where $\langle B_r^{\text{CCW}} \rangle = \langle B_r^{\text{CW}} \rangle$. This requires a precise understanding of the radial magnetic field within the trap volume. Direct measurement of magnetic fields at the picotesla level poses significant experimental challenges. Instead, we exploit the Lorentz force acting on orbiting ions to reconstruct the equilibrium orbit from their time-of-flight (ToF) to end-cap detectors.

A small radial magnetic field induces a measurable asymmetry in the axial motion of ions, which can be detected using the same setup employed for EDM measurements. This provides a co-magnetometry technique that operates without perturbing the spin dynamics. Axial cooling of the beam would be used to enhance the sensitivity of the method, and its response can be calibrated using an externally applied known radial magnetic field.

F. Sensitivity to fundamental CP -odd parameters

Results from EDM searches using light ions in a compact storage trap can be related to the fundamental CP -odd parameters. In this subsection, we address the physics potential of measuring the EDMs of ^8Li and ^9Li ions employing an intermediate model of CP violation parametrized in terms of the nucleon EDMs, $\{d_p, d_n\}$. While the neutron EDM limits are well-known [42], the indirect limits on the proton EDM can be extracted from atomic EDM measurements [43, 44]. Here we use the results of Refs. [43] that relate the experimental results on the EDM of ^{199}Hg atom [45] with d_p and d_n ,

$$\begin{aligned} \left| d_n + \frac{0.2 \pm 0.02}{1.9} d_p \right| &< 1.6 \times 10^{-26} \text{ ecm}, \\ |d_n| &< 1.8 \times 10^{-26} \text{ ecm} \end{aligned} \tag{17}$$

Due to the absence of the valence protons on the outer shell of ^{199}Hg , the sensitivity to d_p is markedly reduced. The combination of the neutron and mercury EDM experiments

significantly constrains d_n but produces a limit on d_p that is considerably weaker². On a two-dimensional $\{d_p, d_n\}$ plane, neutron and mercury EDM constraints can be represented by the two almost parallel bands, see Fig. 2.

In contrast to ^{199}Hg , the nucleus of ^8Li ion contains five neutrons and three protons, and both d_n and d_p will contribute to the nuclear EDM. Employing a naive shell model, ^8Li is treated as a ^4He core plus four valence nucleons—three neutrons and one proton—occupying p -wave orbitals. The single particle configuration should be $(p_{3/2})_n^3(p_{3/2})_p^1$. If all four nucleons were neutrons in the $(p_{3/2})$ shell, antisymmetrization would require them to fill all m_j sublevels, resulting in a $J = 0$ state. Thus, the $(p_{3/2})_n^3$ configuration corresponds effectively to a single neutron hole in the $p_{3/2}$ shell, giving total angular momentum $J = 3/2$. For the EDM problem, this neutron hole can be thought of as an actual neutron in the $p_{3/2}$ state, and its magnetic moment and EDM will be same as for a real neutron. The same conclusion could be made for the proton, effectively giving a $(p_{3/2})_n^1(p_{3/2})_p^1$ state.

Hence, to a good approximation, the unpaired nucleons in ^8Li are one neutron and one proton, both in $p_{3/2}$ states. When combining two angular momenta $j = 3/2$, the total angular momentum can range from $J = 0$ to $J = 3$. The observed $J^\pi = 2^+$ ground state arises from more complex configuration mixing, but for an EDM estimate, we can construct the $|J = 2, M = 2\rangle$ state directly from coupled $|3/2, m\rangle_n|3/2, m'\rangle_p$ states. This approach is limited and in a more realistic model, there would be admixtures of other states like $p_{1/2}$. Nevertheless, we can evaluate the magnetic moment of ^8Li in this simplified model to estimate its validity.

Using vacuum values for the spin and orbital g -factors of the proton and neutron, this simple model yields a magnetic moment of $\mu \approx 1.25 \mu_N$ for ^8Li , which compares favorably to the shell-model prediction of 1.366 by Cohen and Kurath as cited in Ref. [46] and the experimental value of $1.65\mu_N$. While this $\approx 25\%$ deviation reflects the crudeness of the model, it is sufficient to evaluate the sensitivity to the neutron and proton EDMs in a lithium experiment.

Within the same simplistic model we can calculate the EDM of ^8Li . To do that we assume that the ground state of lithium nucleus is fully polarized, and is in the $|J = 2, M = 2\rangle$ state. This gives

$$d_{s\text{Li}} = \langle 2, 2 | d_p \sigma_{pz} + d_n \sigma_{nz} | 2, 2 \rangle = \frac{2}{3} (d_n + d_p), \quad (18)$$

² Moreover, the presence of T, P -odd nuclear forces could lead to a further relaxation of a strict limit on d_p .

where σ_{pz} and σ_{nz} are the spin operators of the valence proton and neutron projected along the quantization axis.

Relation (18) demonstrates that ^8Li has significant sensitivity to both d_n and d_p . For comparison, the sensitivity to d_p is substantially higher than that of ^{199}Hg . As illustrated in Fig. 2, an experimental sensitivity at the level of $\mathcal{O}(10^{-25})$ e cm would surpass existing constraints on the proton EDM.

Moreover, these results can be made considerably more precise using the *ab-initio* techniques of the nuclear theory applicable to low A nuclei. In the future, one can also include the influence of the CP -odd nuclear forces on EDMs of lithium isotopes, and it is expected to be a more feasible task than a corresponding calculation for the mercury EDM, where it remains to be rather difficult [47].

Light nuclei can also be treated from first principles using effective field theory, similar to the deuteron [48]. As shown in Ref. [49], EDM measurements of the deuteron and helion in storage rings can discriminate between flavor-diagonal sources of CP violation, including the QCD θ -term, the minimal left-right symmetric model, and related scenarios. Furthermore, P - and T -violating nuclear forces can be systematically derived within chiral effective field theory, which provides a link between quark-level interactions and nuclear observables [50]. These approaches could also be extended to ^8Li , offering enhanced sensitivity to physics beyond the SM.

III. CONCLUSIONS

The measurement of EDMs in light ions confined in compact traps represents an exciting opportunity in the ongoing search for new sources of CP violation. Current state-of-the-art EDM experiments predominantly target heavy neutral atoms such as ^{199}Hg , ^{225}Ra , or molecular systems like ^{205}TlF , or rely on large-scale infrastructure such as storage rings operating at the magic momentum for protons and deuterons. These approaches, while powerful, are inherently limited by theoretical complexity or scale.

In contrast, light ion systems offer a complementary and potentially more accessible path. Among these, we show that the fully stripped ^8Li ion is a uniquely promising candidate. Its low anomalous magnetic moment, favorable nuclear structure, and accessibility to first-principles theory make it particularly well suited for EDM searches in a frozen-spin trap.

We estimate a sensitivity of $1 \times 10^{-26} e \cdot \text{cm}$ within a single week of data collection, assuming an ion yield of 5.6×10^6 ions every 5 s.

While the production of fully stripped, polarized ^8Li beams remains a technical challenge, the singly charged ^8Li ion—widely used in β -NMR applications—offers a practical and immediate path toward a proof-of-principle experiment. Remarkably, such a precursor study could surpass current proton EDM limits derived from ^{199}Hg with only a few days of measurement time.

Beyond the immediate prospects of ^8Li , the successful implementation of a frozen-spin ion trap would enable precision measurements across a broad range of light ions, each probing distinct facets of CP symmetry violation, and would give access to a new path toward uncovering physics beyond the Standard Model.

ACKNOWLEDGMENTS

The authors gratefully acknowledge Y. Stadnik (University of Sydney) for the insightful discussions on the theoretical aspects of this work. The authors also thank G. Neyens and N. Severijns (KU Leuven), as well as M. Kowalska (CERN, ISOLDE), for valuable input regarding beamline configurations and laser polarization techniques. Finally, we acknowledge the muonEDM collaboration for their continued support and collaboration.

This work was supported by the Swiss National Science Fund under grant № 204118; the European Union’s Horizon 2020 research and innovation programme under the Marie Skłodowska-Curie grant agreement № 884104 (PSI-FELLOW-III-3i); the Swiss State Secretariat for Education, Research and Innovation (SERI) under grant № MB22.00040; and ETH Zürich under grant № ETH-48 18-1.

-
- [1] T. E. Chupp, P. Fierlinger, M. J. Ramsey-Musolf, and J. T. Singh, Electric dipole moments of atoms, molecules, nuclei, and particles, *Reviews of Modern Physics* **91**, 10.1103/revmodphys.91.015001 (2019).
 - [2] Lüders, G., On the equivalence of invariance under time reversal and under particle-antiparticle conjugation for relativistic field theories, *Dan. Mat. Fys. Medd.* **28**, 1 (1954).
 - [3] A. Tureanu, CPT and lorentz invariance: Their relation and violation, *Journal of Physics*:

- Conference Series **474**, 012031 (2013).
- [4] M. Kobayashi and T. Maskawa, CP Violation in the Renormalizable Theory of Weak Interaction, *Prog. Theor. Phys.* **49**, 652 (1973).
 - [5] A. Hocker, H. Lacker, S. Laplace, and F. L. Diberder, CKM matrix: Status and new developments, *AIP Conf. Proc.* **618**, 27 (2002), arXiv:hep-ph/0112295.
 - [6] M. Pospelov and A. Ritz, CKM benchmarks for electron electric dipole moment experiments, *Phys. Rev. D* **89**, 056006 (2014), arXiv:1311.5537 [hep-ph].
 - [7] J. H. Smith, E. M. Purcell, and N. F. Ramsey, Experimental Limit to the Electric Dipole Moment of the Neutron, *Phys. Rev.* **108**, 120 (1957).
 - [8] J. Alexander, V. Anastassopoulos, R. Baartman, S. Baeßler, F. Bedeschi, M. Berz, M. Blaskiewicz, T. Bowcock, K. Brown, D. Budker, S. Burdin, B. C. Casey, G. Casse, G. Cantatore, T. Chupp, H. Davoudiasl, D. Denisov, M. V. Diwan, G. Fanourakis, A. Gardikiotis, C. Gatti, J. Gooding, R. Fatemi, W. Fischer, P. Graham, F. Gray, S. Haciomeroglu, G. H. Hoffstaetter, H. Huang, M. Incagli, H. Jeong, D. Kaplan, M. Karuza, D. Kawall, O. Kim, I. Koop, V. Lebedev, J. Lee, S. Lee, A. Lusiani, W. J. Marciano, M. Maroudas, A. Matlashov, F. Meot, J. P. Miller, W. M. Morse, J. Mott, Z. Omarov, C. Ozben, S. Park, G. M. Piacentino, B. Podobedov, M. Poelker, D. Pocanic, J. Price, D. Raparia, S. Rajendran, S. Rescia, B. L. Roberts, Y. K. Semertzidis, A. Silenko, A. Soni, E. Stephenson, R. Suleiman, M. Syphers, P. Thoerngren, V. Tishchenko, N. Tsoupas, S. Tzamarias, A. Variola, G. Venanzoni, E. Vilella, J. Vossebeld, P. Winter, E. Won, A. Zelenski, and K. Zioutas, The storage ring proton EDM experiment (2022).
 - [9] F. Rathmann, A. Saleev, and N. N. Nikolaev, Search for electric dipole moments of light ions in storage rings, *Physics of Particles and Nuclei* **45**, 229 (2014).
 - [10] CERN Yellow Reports: Monographs, CERN yellow reports: Monographs, vol. 3 (2021): Storage ring to search for electric dipole moments of charged particles: Feasibility study (2021).
 - [11] F. Rathmann, N. N. Nikolaev, and J. Slim, Spin dynamics investigations for the electric dipole moment experiment, *Physical Review Accelerators and Beams* **23**, 10.1103/physrevaccellbeams.23.024601 (2020).
 - [12] S. Karanth, E. J. Stephenson, S. P. Chang, V. Hejny, S. Park, J. Pretz, Y. K. Semertzidis, A. Wirzba, A. Wrońska, F. Abusaif, A. Aggarwal, A. Aksentev, B. Alberdi, A. Andres, L. Barion, I. Bekman, M. Beyß, C. Böhme, B. Breitkreutz, C. von Byern, N. Canale,

- G. Ciullo, S. Dymov, N.-O. Fröhlich, R. Gebel, K. Grigoryev, D. Grzonka, J. Hetzel, O. Javakhishvili, H. Jeong, A. Kacharava, V. Kamerdzhev, I. Keshelashvili, A. Kononov, K. Laihem, A. Lehrach, P. Lenisa, N. Lomidze, B. Lorentz, A. Magiera, D. Mchedlishvili, F. Müller, A. Nass, N. N. Nikolaev, A. Pesce, V. Poncza, D. Prasuhn, F. Rathmann, A. Saleev, D. Shergelashvili, V. Shmakova, N. Shurkhno, S. Siddique, J. Slim, H. Soltner, R. Stassen, H. Ströher, M. Tabidze, G. Tagliente, Y. Valdau, M. Vitz, T. Wagner, and P. Wüstner, First search for axionlike particles in a storage ring using a polarized deuteron beam, *Physical Review X* **13**, 10.1103/physrevx.13.031004 (2023).
- [13] B. Graner, Y. Chen, E. G. Lindahl, and B. R. Heckel, Reduced limit on the permanent electric dipole moment of Hg-199, *Physical Review Letters* **116**, 10.1103/physrevlett.116.161601 (2016).
- [14] L. I. Schiff, Measurability of nuclear electric dipole moments, *Physical Review* **132**, 2194–2200 (1963).
- [15] V. F. Dmitriev and R. A. Sen'kov, Schiff moment of the mercury nucleus and the proton dipole moment, *Physical Review Letters* **91**, 10.1103/physrevlett.91.212303 (2003).
- [16] A. Adelmann, A. R. Bainbridge, I. Bailey, A. Baldini, S. Basnet, N. Berger, L. Bianco, C. Calzolaio, L. Caminada, G. Cavoto, F. Cei, R. Chakraborty, C. Barajas Chavez, M. Chiappini, R. Chislett, A. Crivellin, C. Dutsov, A. Ebrahimi, M. Francesconi, L. Galli, G. Gallucci, M. Giovannozzi, H. Goyal, M. Grassi, A. Gurgone, G. Hesketh, M. Hildebrandt, M. Hoferichter, S. Y. Hoh, D. Höhl, T. Hu, T. Hume, J. A. Jaeger, P. Juknevičius, H. C. Kästli, A. Keshavarzi, K. S. Khaw, K. Kirch, A. Kozlinskiy, M. Lancaster, F. Leonetti, B. Märkisch, L. Morvaj, A. Papa, M. Paraliev, D. Pasciuto, J. Price, F. Renga, M. Sakurai, D. Sanz-Becerra, P. Schmidt-Wellenburg, Y. Z. Shang, Y. Takeuchi, M. E. Tegano, T. Teubner, F. Trillaud, D. Uglietti, D. Vasilkova, A. Venturini, B. Vitali, C. Voena, J. Vosseveld, F. Wauters, G. M. Wong, and Y. Zeng, A compact frozen-spin trap for the search for the electric dipole moment of the muon, *The European Physical Journal C* **85**, 10.1140/epjc/s10052-025-14295-7 (2025).
- [17] W. Gins, R. D. Harding, M. Baranowski, M. L. Bissell, R. F. G. Ruiz, M. Kowalska, G. Neyens, S. Pallada, N. Severijns, P. Velten, F. Wienholtz, Z. Y. Xu, X. F. Yang, and D. Zakoucky, A new beamline for laser spin-polarization at ISOLDE, *Nuclear Instruments and Methods in Physics Research Section A: Accelerators, Spectrometers, Detectors and Associated Equipment* **925**, 24–32 (2019).

- [18] T. Chupp and M. Ramsey-Musolf, Electric dipole moments: A global analysis, *Physical Review C* **91**, 10.1103/physrevc.91.035502 (2015).
- [19] I. B. Khriplovich, Feasibility of search for nuclear electric dipole moments at ion storage rings, *Physics Letters B* **444**, 98 (1998).
- [20] Y. K. Semertzidis, A sensitive search for a muon electric dipole moment, in *AIP Conference Proceedings* (AIP, 2001).
- [21] F. J. M. Farley, K. Jungmann, J. P. Miller, W. M. Morse, Y. F. Orlov, B. L. Roberts, Y. K. Semertzidis, A. Silenko, and E. J. Stephenson, A New method of measuring electric dipole moments in storage rings , *Phys. Rev. Lett.* **93**, 052001 (2004), arXiv:hep-ex/0307006 [hep-ex].
- [22] P. Schmidt-Wellenburg, C. Calzolaio, A. Doinaki, C. Dutsov, M. Giovannozzi, T. Hume, and F. Trillaud, Preparations for a search of the muon EDM at PSI, *EPJ Web of Conferences* **289**, 01008 (2023).
- [23] M. Sakurai, A. Adelmann, M. Backhaus, N. Berger, M. Daum, K. S. Khaw, K. Kirch, A. Knecht, A. Papa, C. Petitjean, and P. Schmidt-Wellenburg, muEDM: Towards a search for the muon electric dipole moment at PSI using the frozen-spin technique, in *Proceedings of the 24th International Spin Symposium (SPIN2021)* (Journal of the Physical Society of Japan, 2022).
- [24] A. Adelmann, M. Backhaus, C. C. Barajas, N. Berger, T. Bowcock, C. Calzolaio, G. Cavoto, R. Chislett, A. Crivellin, M. Daum, M. Fertl, M. Giovannozzi, G. Hesketh, M. Hildebrandt, I. Keshelashvili, A. Keshavarzi, K. S. Khaw, K. Kirch, A. Kozlinskiy, A. Knecht, M. Lancaster, B. Märkisch, F. M. Aeschbacher, F. Méot, A. Nass, A. Papa, J. Pretz, J. Price, F. Rathmann, F. Renga, M. Sakurai, P. Schmidt-Wellenburg, A. Schöning, M. Schott, C. Voena, J. Vossebeld, F. Wauters, and P. Winter, Search for a muon EDM using the frozen-spin technique (2021).
- [25] P. Schmidt-Wellenburg, C. Calzolaio, R. Chakraborty, A. Doinaki, C. Dutsov, T. Hume, L. Morvaj, A. Papa, and M. Sakurai, Search for a muon EDM at the paul scherrer institute, in *Proceedings of Muon4Future Workshop — PoS(Muon4Future2023)*, Muon4Future2023 (Sissa Medialab, 2023) p. 018.
- [26] I. B. Khriplovich, Electric dipole moments and ion storage rings, in *Trapped Particles and Fundamental Physics*, edited by S. N. Atutov, R. Calabrese, and L. Moi (Springer Netherlands, Dordrecht, 2002) pp. 259–278.
- [27] U. C. Bergmann, L. Axelsson, J. R. J. Bennett, M. J. G. Borge, R. Catherall, P. V. Drumm,

- V. N. Fedoseyev, C. Forssén, L. M. Fraile, H. O. U. Fynbo, U. Georg, T. Giles, S. Grévy, P. Hornshøj, B. Jonson, O. C. Jonsson, U. Köster, J. Lettry, K. Markenroth, F. M. Marqués, V. I. Mishin, I. Mukha, T. Nilsson, G. Nyman, A. Oberstedt, H. L. Ravn, K. Riisager, G. Schrieder, V. Sebastian, H. Simon, O. Tengblad, F. Wenander, and K. W. Rolander, Light exotic isotopes: recent beam developments and physics applications at ISOLDE, *Nuclear Physics A* **701**, 363–368 (2002).
- [28] L. H. Thomas, The motion of the spinning electron, *Nature* **117**, 514 (1926).
- [29] L. H. Thomas, I. the kinematics of an electron with an axis, *Lond. Edinb. Dublin philos. mag. j. sci.* **3**, 1 (1927), <https://doi.org/10.1080/14786440108564170>.
- [30] V. Bargmann, L. Michel, and V. L. Telegdi, Precession of the polarization of particles moving in a homogeneous electromagnetic field, *Phys. Rev. Lett.* **2**, 435 (1959).
- [31] V. Anastassopoulos, S. Andrianov, R. Baartman, S. Baessler, M. Bai, J. Benante, M. Berz, M. Blaskiewicz, T. Bowcock, K. Brown, B. Casey, M. Conte, J. D. Crnkovic, N. D’Imperio, G. Fanourakis, A. Fedotov, P. Fierlinger, W. Fischer, M. O. Gaisser, Y. Giomataris, M. Grosse-Perdekamp, G. Guidoboni, S. Haciömeroğlu, G. Hoffstaetter, H. Huang, M. Incagli, A. Ivanov, D. Kaway, Y. I. Kim, B. King, I. A. Koop, D. M. Lazarus, V. Lebedev, M. J. Lee, S. Lee, Y. H. Lee, A. Lehrach, P. Lenisa, P. L. Sandri, A. U. Luccio, A. Lyapin, W. MacKay, R. Maier, K. Makino, N. Malitsky, W. J. Marciano, W. Meng, F. Meot, E. M. Metodiev, L. Miceli, D. Moricciani, W. M. Morse, S. Nagaitsev, S. K. Nayak, Y. F. Orlov, C. S. Ozben, S. T. Park, A. Pesce, E. Petrakou, P. Pile, B. Podobedov, V. Polychronakos, J. Pretz, V. Ptitsyn, E. Ramberg, D. Raparia, F. Rathmann, S. Rescia, T. Roser, H. K. Sayed, Y. K. Semertzidis, Y. Senichev, A. Sidorin, A. Silenko, N. Simos, A. Stahl, E. J. Stephenson, H. Ströher, M. J. Syphers, J. Talman, R. M. Talman, V. Tishchenko, C. Touramanis, N. Tsoupas, G. Venanzoni, K. Vetter, S. Vlassis, E. Won, G. Zavattini, A. Zelenski, and K. Zioutas, A storage ring experiment to detect a proton electric dipole moment, *Review of Scientific Instruments* **87**, 10.1063/1.4967465 (2016).
- [32] From ENSDF database as of July 1, 2024. version available at <http://www.nndc.bnl.gov/ensarchivals/>, <http://www.nndc.bnl.gov/ensarchivals/> (2024), accessed on: July 1, 2024.
- [33] T. J. Mertzimekis, K. Stamou, and A. Psaltis, An online database of nuclear electromagnetic moments, *Nuclear Instruments and Methods in Physics Research Section A: Accelerators*,

- Spectrometers, Detectors and Associated Equipment **807**, 56–60 (2016).
- [34] T. J. Mertzimekis, *Development of a dedicated online database for nuclear moments data*, Technical Report INDC(NDS)-0704 (International Atomic Energy Agency (IAEA), 2016).
 - [35] The ISOLDE yield database, version 0.2, <https://cern.ch/isolde-yields> (2021), [Online; accessed 20.08.2024].
 - [36] J. Ballof, J. Ramos, A. Molander, K. Johnston, S. Rothe, T. Stora, and C. Düllmann, The upgraded isolde yield database – a new tool to predict beam intensities, *Nuclear Instruments and Methods in Physics Research Section B: Beam Interactions with Materials and Atoms* **463**, 211–215 (2020).
 - [37] C. D. P. Levy, R. Baartman, J. A. Behr, A. Hatakeyama, Y. Hirayama, R. F. Kiefl, G. D. Morris, R. Nussbaumer, R. Poutissou, and G. W. Wight, A highly polarized $^8\text{Li}^+$ ion beam at ISAC, in *Polarized Sources and Targets* (World Scientific, 2002).
 - [38] T. Hume, R. Chakraborty, A. Doinaki, C. Dutsov, M. Giovannozzi, K. Michielsen, L. Morvaj, A. Papa, P. Schmidt-Wellenburg, and D. Stäger, Implementation of the frozen-spin technique for the search for a muon electric dipole moment, *Journal of Instrumentation* **19** (01), P01021.
 - [39] G. Guidoboni, E. Stephenson, S. Andrianov, W. Augustyniak, Z. Bagdasarian, M. Bai, M. Baylac, W. Bernreuther, S. Bertelli, M. Berz, J. Böker, C. Böhme, J. Bsaisou, S. Chekmenev, D. Chiladze, G. Ciullo, M. Contalbrigo, J.-M. de Conto, S. Dymov, R. Engels, F. M. Esser, D. Eversmann, O. Felden, M. Gaisser, R. Gebel, H. Glückler, F. Goldenbaum, K. Grigoryev, D. Grzonka, T. Hahnrahts, D. Heberling, V. Hejny, N. Hempelmann, J. Hetzel, F. Hinder, R. Hipple, D. Hölscher, A. Ivanov, A. Kacharava, V. Kamerdzhiev, B. Kamys, I. Keshelashvili, A. Khoukaz, I. Koop, H.-J. Krause, S. Krewald, A. Kulikov, A. Lehrach, P. Lenisa, N. Lomidze, B. Lorentz, P. Maanen, G. Macharashvili, A. Magiera, R. Maier, K. Makino, B. Mariański, D. Mchedlishvili, U.-G. Meißner, S. Mey, W. Morse, F. Müller, A. Nass, G. Natour, N. Nikolaev, M. Nioradze, K. Nowakowski, Y. Orlov, A. Pesce, D. Prasuhn, J. Pretz, F. Rathmann, J. Ritman, M. Rosenthal, Z. Rudy, A. Saleev, T. Sefzick, Y. Sermertzidis, Y. Senichev, V. Shmakova, A. Silenko, M. Simon, J. Slim, H. Soltner, A. Stahl, R. Stassen, M. Statera, H. Stockhorst, H. Straatmann, H. Ströher, M. Tabidze, R. Talman, P. Thörngren Engblom, F. Trinkel, A. Trzciński, Y. Uzikov, Y. Valdau, E. Valetov, A. Vasiliev, C. Weidemann, C. Wilkin, A. Wrońska, P. Wüstner, M. Zakrzewska, P. Zuprański, and D. Zyuzin, How to reach a thousand-second in-plane polarization lifetime with 0.97 gev/c

- deuterons in a storage ring, *Physical Review Letters* **117**, 10.1103/physrevlett.117.054801 (2016).
- [40] S. Afach, N. J. Ayres, G. Ban, G. Bison, K. Bodek, Z. Chowdhuri, M. Daum, M. Fertl, B. Franke, W. C. Griffith, Z. D. Grujić, P. G. Harris, W. Heil, V. Hélaine, M. Kasprzak, Y. Kermaidic, K. Kirch, P. Knowles, H.-C. Koch, S. Komposch, A. Kozela, J. Krempel, B. Lauss, T. Lefort, Y. Lemièrre, A. Mtchedlishvili, M. Musgrave, O. Naviliat-Cuncic, J. M. Pendlebury, F. M. Piegsa, G. Pignol, C. Plonka-Spehr, P. N. Prashanth, G. Quémener, M. Rawlik, D. Rebreyend, D. Ries, S. Roccia, D. Rozpedzik, P. Schmidt-Wellenburg, N. Severijns, J. A. Thorne, A. Weis, E. Wursten, G. Wyszynski, J. Zejma, J. Zenner, and G. Zsigmond, Observation of Gravitationally Induced Vertical Striation of Polarized Ultracold Neutrons by Spin-Echo Spectroscopy, *Phys. Rev. Lett.* **115**, 162502 (2015).
- [41] G. Cavoto, R. Chakraborty, A. Doinaki, C. Dutsov, M. Giovannozzi, T. Hume, K. Kirch, K. Michielsen, L. Morvaj, A. Papa, F. Renga, M. Sakurai, and P. Schmidt-Wellenburg, Anomalous spin precession systematic effects in the search for a muon EDM using the frozen-spin technique, *The European Physical Journal C* **84**, 10.1140/epjc/s10052-024-12604-0 (2024).
- [42] C. Abel, S. Afach, N. J. Ayres, C. A. Baker, G. Ban, G. Bison, K. Bodek, V. Bondar, M. Burghoff, E. Chanel, Z. Chowdhuri, P.-J. Chiu, B. Clement, C. B. Crawford, M. Daum, S. Emmenegger, L. Ferraris-Bouchez, M. Fertl, P. Flaux, B. Franke, A. Fratangelo, P. Geltenbort, K. Green, W. C. Griffith, M. van der Grinten, Z. D. Grujić, P. G. Harris, L. Hayen, W. Heil, R. Henneck, V. Hélaine, N. Hild, Z. Hodge, M. Horras, P. Iaydjiev, S. N. Ivanov, M. Kasprzak, Y. Kermaidic, K. Kirch, A. Knecht, P. Knowles, H.-C. Koch, P. A. Koss, S. Komposch, A. Kozela, A. Kraft, J. Krempel, M. Kuźniak, B. Lauss, T. Lefort, Y. Lemièrre, A. Leredde, P. Mohanmurthy, A. Mtchedlishvili, M. Musgrave, O. Naviliat-Cuncic, D. Pais, F. M. Piegsa, E. Pierre, G. Pignol, C. Plonka-Spehr, P. N. Prashanth, G. Quémener, M. Rawlik, D. Rebreyend, I. Rienäcker, D. Ries, S. Roccia, G. Rogel, D. Rozpedzik, A. Schnabel, P. Schmidt-Wellenburg, N. Severijns, D. Shiers, R. T. Dinani, J. A. Thorne, R. Viot, J. Voigt, A. Weis, E. Wursten, G. Wyszynski, J. Zejma, J. Zenner, and G. Zsigmond, Measurement of the permanent electric dipole moment of the neutron, *Physical Review Letters* **124**, 10.1103/physrevlett.124.081803 (2020).
- [43] V. F. Dmitriev and R. A. Sen'kov, Schiff moment of the mercury nucleus and the proton dipole moment, *Phys. Rev. Lett.* **91**, 212303 (2003), arXiv:nucl-th/0306050.

- [44] V. V. Flambaum, M. Pospelov, A. Ritz, and Y. V. Stadnik, Sensitivity of EDM experiments in paramagnetic atoms and molecules to hadronic CP violation, *Phys. Rev. D* **102**, 035001 (2020), arXiv:1912.13129 [hep-ph].
- [45] B. Graner, Y. Chen, E. G. Lindahl, and B. R. Heckel, Reduced Limit on the Permanent Electric Dipole Moment of Hg199, *Phys. Rev. Lett.* **116**, 161601 (2016), [Erratum: *Phys.Rev.Lett.* 119, 119901 (2017)], arXiv:1601.04339 [physics.atom-ph].
- [46] A. van Hees, A. Wolters, and P. Glaudemans, Static moments and phenomenological interactions, *Nuclear Physics A* **476**, 61–73 (1988).
- [47] J. Engel, Nuclear schiff moments and cp violation, *Annual Review of Nuclear and Particle Science* 10.1146/annurev-nucl-121423-101030 (2025).
- [48] O. Lebedev, K. A. Olive, M. Pospelov, and A. Ritz, Probingcpviolation with the deuteron electric dipole moment, *Physical Review D* **70**, 10.1103/physrevd.70.016003 (2004).
- [49] W. Dekens, J. de Vries, J. Bsaisou, W. Bernreuther, C. Hanhart, U.-G. Meißner, A. Nogga, and A. Wirzba, Unraveling models of cp violation through electric dipole moments of light nuclei, *Journal of High Energy Physics* **2014**, 10.1007/jhep07(2014)069 (2014).
- [50] J. de Vries, E. Epelbaum, L. Girlanda, A. Gnech, E. Mereghetti, and M. Viviani, Parity- and time-reversal-violating nuclear forces, *Frontiers in Physics* **8**, 10.3389/fphy.2020.00218 (2020).