

# Dynamic Acoustic Model Architecture Optimization in Training for ASR

Jingjing Xu<sup>1,2</sup>, Zijian Yang<sup>1</sup>, Albert Zeyer<sup>1,2</sup>, Eugen Beck<sup>2</sup>, Ralf Schlüter<sup>1,2</sup>, Hermann Ney<sup>1,2</sup>

<sup>1</sup>Machine Learning and Human Language Technology Group, RWTH Aachen University, Germany

<sup>2</sup>AppTek GmbH, Germany

{jxu, zeyer, zyang, schluter}@ml.rwth-aachen.de, ebeck@apptek.com

## Abstract

Architecture design is inherently complex. Existing approaches rely on either handcrafted rules, which demand extensive empirical expertise, or automated methods like neural architecture search, which are computationally intensive. In this paper, we introduce DMAO, an architecture optimization framework that employs a grow-and-drop strategy to automatically reallocate parameters during training. This reallocation shifts resources from less-utilized areas to those parts of the model where they are most beneficial. Notably, DMAO only introduces negligible training overhead at a given model complexity. We evaluate DMAO through experiments with CTC on *LibriSpeech*, *TED-LIUM-v2* and *Switchboard* datasets. The results show that, using the same amount of training resources, our proposed DMAO consistently improves WER by up to  $\sim 6\%$  relatively across various architectures, model sizes, and datasets. Furthermore, we analyze the pattern of parameter redistribution and uncover insightful findings.

**Index Terms:** speech recognition, dynamic architecture optimization, CTC

## 1. Introduction & Related Work

In the last decade, self-attention-based architectures such as Transformer [1], Conformer [2], and E-branchformer [3] have revolutionized the automatic speech recognition (ASR) field, significantly boosting the performance of acoustic models. For convenience and efficient scalability, identical neural blocks are stacked together to construct the acoustic encoder. However, this may result in inefficient use of parameters, as research [4, 5, 6] has shown that the model may perform different roles at varying depths, and such behavior is data-dependent. The basic components of the model architecture, such as feed-forward, convolutional, and attention layers, are specialized for different tasks. The question of how to design a better data-specific model architecture by optimally distributing the parameters of different types at various depths based on their usefulness remains under-explored.

The recently proposed Zipformer [7] divides the layers into stacks, with each stack having a different embedding dimension. However, the authors do not provide an explanation for the choice of these specific dimensions. In the works [8, 9], a block-wise scaling approach based on hand-crafted rules is employed to adjust the depth and width of blocks. However, the hyper-parameters governing the scaling process still require tuning to achieve optimal performance, thereby introducing additional training efforts. Neural architecture search (NAS) can be used to discover efficient architectures that outperform hand-designed ones and has been applied in [10, 11, 12] for the ASR task. However, NAS approaches often demand significantly more time and computational resources due to the extensive

exploration of the architecture space and repeated evaluations of candidate models. These previous solutions are non-trivial. They either demand extensive expertise from researchers or require additional training efforts. Therefore, in this work, we aim to find a solution that dynamically optimizes the model architecture within a fixed resource budget during training, without incurring additional overhead.

The grow-and-drop paradigm has been utilized for training sparse networks from scratch [13, 14, 15, 16]. In those works, training begins with a randomly initialized sparse network with predefined sparsity, but the optimal architecture remains unknown. During the grow phase, neurons or connections are either added randomly or based on certain strategies, allowing the model to explore a variety of architectural configurations. After the growth phase, the network deactivates parameters that are considered unimportant.

In this work, we extend the grow-and-drop paradigm to dense network training. We propose a simple Dynamic Model Architecture Optimization (DMAO) framework that utilizes the grow-and-drop strategy to efficiently redistribute parameters during the training process. To enable flexible adaptation, we partition the dense model into finer groups of parameters. We define and compare various metrics to assess the importance of these parameter groups based on their contribution to the ASR model’s performance. The parameter groups are ranked according to these metrics, after which we grow the top-ranked groups and remove the lowest-ranked ones. In this way, we enhance the model’s capacity by reallocating resources from underutilized areas to those where they are most needed. We evaluate our approach by conducting experiments with the connectionist temporal classification (CTC) [17] model on *LibriSpeech*, *TED-LIUM-v2* and *Switchboard* datasets. The results demonstrate that DMAO consistently improves word-error-rate (WER) by up to  $\sim 6\%$  relative across different architectures (e.g. Conformer, E-Branchformer), model sizes, and datasets. We also investigate the optimal schedule for applying DMAO during training. Furthermore, we analyze how the parameter distribution changes with DMAO and provide possible explanations.

## 2. Dynamic Model Architecture Optimization

In this section, we present our approach for dynamically optimizing the acoustic model architecture during training. The core idea is to redistribute the parameters from parts of the model where they are least useful to those where they are most critical, thereby enhancing the model’s capacity while maintaining a fixed budget for specific resource constraints. To enable more flexible global adjustments, we begin with partitioning the model into smaller parameter groups. We then rank these groups based on their importance, as computed using the met-

rics described in Sec. 2.2. The parameters are reallocated using the grow-and-drop paradigm, i.e., by removing the least important ones and duplicating the most important ones. The remaining parameters are left unchanged, and training proceeds with the updated model.

### 2.1. Model Partition

Conformer [18] and E-branchformer [3], which are among the most prevalent encoder architectures for ASR tasks, are used in this work. Conformer consists of feed-forward network (FFN), multi-head self-attention module (MHSA) and convolutional module (Conv). FFN has two weight matrices  $W_{ff1}, W_{ff2}^T \in \mathbb{R}^{d_{model} \times d_{ff}}$ ,  $d_{model}$  is the model dimension and  $d_{ff}$  denotes the inner dimension of FFN. We partition the FFN into  $C$  groups, with sub-matrices  $W_{ff1}^c, W_{ff2}^{cT} \in \mathbb{R}^{d_{model} \times \frac{d_{ff}}{C}}$ . MHSA has  $H$  heads and consists of four projection matrices,  $W_k, W_q, W_v, W_o^T \in \mathbb{R}^{d_{model} \times (d_h \cdot H)}$ ,  $d_h$  is the dimension per head. We partition the MHSA into  $H$  groups, each with sub-matrices  $W_k^h, W_q^h, W_v^h, W_o^{hT} \in \mathbb{R}^{d_{model} \times d_h}$ . Conv consists of weights  $W_{in} \in \mathbb{R}^{d_{model} \times 4d_{model}}$ ,  $W_{conv} \in \mathbb{R}^{k \times k \times 2d_{model} \times 1}$ , and  $W_{out} \in \mathbb{R}^{2d_{model} \times d_{model}}$ . Likewise, we partition one Conv into  $M$  groups, with sub-matrices  $W_{in}^m \in \mathbb{R}^{d_{model} \times \frac{4d_{model}}{M}}$ ,  $W_{conv}^m \in \mathbb{R}^{k \times k \times \frac{2d_{model}}{M} \times 1}$  and  $W_{out}^m \in \mathbb{R}^{\frac{2d_{model}}{M} \times d_{model}}$ . This partition allows for easy adjustment of the hidden dimensions in each module. The E-branchformer can be partitioned into a similar manner. Suppose the encoder has  $L$  layers, we partition the model into  $(2C + H + M) \times L$  groups.

### 2.2. Ranking Based on Importance Scores

We define several metrics to assess the importance of parameter groups. These scores are used to rank parameter groups according to their contribution to ASR performance. Additionally, they should be efficient to calculate and easily accessible, ensuring minimal computational overhead. Suppose the parameter group has  $N$  weight elements  $w_i \in \mathbb{R}$ ,  $i = \{1, \dots, N\}$ .

**Magnitude** refers to the absolute value of a weight and are widely used as metric for pruning ASR models [19, 20]. Weights with larger values after applying a norm to their magnitudes are considered more important, as they have a greater influence on the activation and final output [21, 22]. To calculate the importance score at training step  $t$ , we average the magnitudes of all weights in the parameter group. Additionally, to make the score more stable, we use exponential smoothing, as in [23], where  $\alpha$  is a constant smoothing factor.

$$s_t = (1 - \alpha)s_{t-1} + \alpha \left( \frac{1}{N} \sum_{i=1}^N |w_i| \right) \quad (1)$$

**Gradient** represent the rate of change of the loss function with respect to the model's weights [24, 25]. Weights with small absolute gradients have a smaller impact on reducing the model's loss and are therefore less influential in the training process. To assess the importance of each parameter group, we compute the averaged  $L_2$  norm of the gradients across all weights in that group and apply exponential smoothing as in Eq. (1) as well.

$$s_t = (1 - \alpha)s_{t-1} + \alpha \frac{1}{N} \sqrt{\sum_{i=1}^N \left( \frac{\partial \mathcal{L}_{ASR}}{\partial w_i} \right)^2} \quad (2)$$

**First-order Taylor Approximation** provides a linear approximation of a function around a given point. We compute the importance score of an individual weight  $w_i$  using the first-order Taylor approximation to estimate the loss difference when  $w_i$  is removed or equivalently set to zero, as in

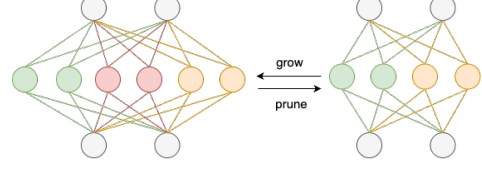


Figure 1: Illustration of grow/prune parameter groups in an FFN module. Grey nodes indicate input/output. The parameter groups (green, red, yellow) include hidden nodes and their connections. Selecting the green group for doubling adds  $\frac{d_{ff}}{C}$  new hidden nodes and their connections (in red), updating FFN weight matrices to  $W_{ff1}, W_{ff2}^T \in \mathbb{R}^{d_{model} \times \frac{C+1}{C}d_{ff}}$ . Pruning the red group removes its nodes and corresponding connections.

[26, 23]. Compared to using gradients alone, this approach also takes the weight value into account, ensuring that both the size and effect of the weights are accounted for the decision-making process. For parameter groups, we compute the importance score using the same averaged  $L_2$ -norm as in Eq. (2).

$$s_t = (1 - \alpha)s_{t-1} + \alpha \frac{1}{N} \sqrt{\sum_{i=1}^N \left( \frac{\partial \mathcal{L}_{ASR}}{\partial w_i} w_i \right)^2} \quad (3)$$

**Learnable Score** Inspired by movement pruning [27, 28], we assign a learnable score  $s$  to each parameter group to indicate its importance. We directly scale all weight elements in that group as  $w'_i = w_i \times s$ . After each adaptation, the scales of all parameter groups (i.e.,  $s$ ) are reset to 1 to ensure a fair comparison in the next round. Empirically, we observe that the model may diverge if the scaling effect is removed. Therefore, we randomly sample training steps with a probability of 0.5, i.e., for half of the training steps, unscaled weights are used, and for the other half, scaled weights are applied. In this way, the model remains robust to the scaling effect.

### 2.3. Architecture Optimization

The adaptation is performed iteratively over  $I$  iterations during training. Let  $T_{end}$  denote the training step at which adaptation stops, and  $\Delta T$  the number of training steps per iteration. At the end of each  $i^{th}$  iteration, i.e., at the  $i\Delta T$  training step, we use the updated importance scores to rank the parameter groups and optimize the model architecture. Let  $\delta \in [0, 0.5]$  denote the adaptation ratio, then we optimize the architecture by removing the bottom  $\frac{\delta}{I}$  fraction of the parameters and doubling the top  $\frac{\delta}{I}$  fraction. As a result, a total of  $2\delta$  parameters are modified. The grow-and-prune paradigm of FFN is illustrated in Figure 1 and can be easily analogized to all Conformer modules. With the partitioning design described in Sec. 2.1, only the hidden dimension of each module is modified, while the input and output dimensions remain unchanged. This design enables each parameter group to be independently doubled or pruned without altering the shapes of other groups. The initialization of the newly introduced weights is investigated in Sec. 3.2.3. Alternatively, we can use different resource constraints, such as the number of FLOPs, as used in [29].

## 3. Experiments

### 3.1. Experimental Setup

We conduct the experiments on the 960h *LibriSpeech* (LBS) corpus [30], the 200h *TED-LIUM-v2* (TED-v2) corpus [31] and the 300h *Switchboard* (SWB) corpus [32]. We use a phoneme-based CTC model following the setup in [33] as baseline, with log Mel-filterbank features as the input. It has a VGG front-end

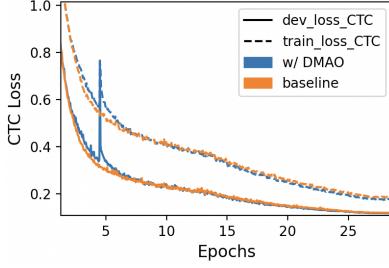


Figure 2: Comparison of training loss between the baseline and the model w/ DMAO on LibriSpeech dataset.

and 12 Conformer/E-branchformer blocks. The output labels are 79 end-of-word augmented phonemes. SpecAugment [34] is applied for data augmentation. For Conformer, the number of attention heads  $H$  is  $\frac{d_{\text{model}}}{64}$  and  $d_{\text{ff}} = 4 \times d_{\text{model}}$ . For E-branchformer, the inner dimension of local extractor  $d_{\text{inter}}$  is set to  $6 \times d_{\text{model}}$ . In terms of model partition, we set both  $C$  and  $M$  to 4. We train all models for the same number of epochs: 50 epochs for SWB and TED-v2, and 30 epochs for LBS. The one-cycle learning rate scheduler [35] is used, with the learning rate increasing from  $4 \times 10^{-6}$  to  $4 \times 10^{-4}$  for 45% of the training, decreasing for the next 45%, and decaying to  $10^{-7}$  in the final 10%. We use RETURNN [36] to train the acoustic models and RASR [37] for recognition. In inference, we apply Viterbi decoding with a 4-gram word-level language model. To further reduce computation, the smoothed scores in Eq. (1-3) are computed and updated every 1000 steps. All our config files and code to reproduce the results can be found online<sup>1</sup>.

### 3.2. Experimental Results

#### 3.2.1. Overall Results with Conformer Encoder

We present the overall results with Conformer across different model sizes in Table 1. The optimal DMAO setting including the selection of importance metrics is used, ablation study results are presented in the following sections. The results show that DMAO improves WER performance across all model sizes and datasets, achieving up to a 6% relative improvement. Furthermore, within each size category, the ‘retrain’ model with the optimized architecture outperforms the baseline model. To ensure a fair comparison, all training factors, except for the model architecture, remain consistent. This suggests that the updated architecture provides greater model capacity. Moreover, when compared to retraining with optimized architecture, the model with DMAO yields comparable or even slightly better results, indicating that directly applying adaptation during training does not disrupt model convergence. Figure 2 plots the training loss for both the baseline model and the model with DMAO. After the architecture update, we observe a sharp increase in training loss, as the model’s weights and parameter distribution are altered. However, the loss decreases quickly, indicating that the model recovers rapidly. Following this, the training loss of the DMAO model remains slightly lower than the baseline, verifying our assumption that the updated model has greater capacity. To assess the reliability of the improvement, we compute bootstrap-estimated probabilities of WER reduction on each test set using the implementation from [38]. Absence of notation  $^{+},^{++},^{+++}$  signifies a confidence level below 90%. The results indicate strong confidence that DMAO improves WER compared to the baseline on both the LBS and SWB datasets.

<sup>1</sup><https://github.com/rwth-i6/returnn-experiments/tree/master/2025-dynamic-model-architecture-optimization>

Table 1: Overall WERs [%] results using Conformer as the encoder architecture across different model sizes on three datasets. The baseline model does not use DMAO. The ‘w/ DMAO’ model applies model architecture optimization once at 20% (15% for LBS) of the total training steps, with the adaptation ratio  $\delta$  set to 0.15, using the first-order Taylor approximation as the metric. The ‘retrain’ model uses the final architecture from the ‘w/ DMAO’ model but is trained from scratch.

Params. [M]	Model	TED-v2		SWB		LBS	
		dev	test	Hub 5'00	Hub 5'01	dev-other	test-other
19.0	baseline	7.8	8.2	14.8	13.4	7.6	7.9
	w/ DMAO	<b>7.6</b>	<b>7.7</b>	<b>14.2</b>	<b>12.8<sup>+++</sup></b>	<b>7.3</b>	<b>7.8<sup>+++</sup></b>
	+retrain	7.7	7.9 <sup>+</sup>	14.2	13.1 <sup>+++</sup>	7.5	7.9 <sup>+++</sup>
42.1	baseline <sup>†</sup>	7.7	<b>7.9</b>	14.0	12.8	7.0	7.5
	w/ DMAO <sup>‡</sup>	<b>7.3</b>	<b>7.9</b>	<b>13.5</b>	<b>12.3<sup>+++</sup></b>	6.8	<b>7.2<sup>+++</sup></b>
	+retrain	7.4	<b>7.9</b>	13.9	12.5 <sup>++</sup>	<b>6.7</b>	<b>7.2<sup>+++</sup></b>
72.8	baseline	7.6	7.7	13.9	12.6	6.8	7.1
	w/ DMAO	7.4	7.7	13.8	12.2 <sup>++</sup>	<b>6.6</b>	<b>6.9<sup>++</sup></b>
	+retrain	<b>7.3</b>	<b>7.5</b>	<b>13.2</b>	<b>11.8<sup>+++</sup></b>	<b>6.6</b>	7.0

<sup>†</sup> used as the baseline for Table 2, Table 3 and Table 4. <sup>‡</sup> used to plot Figure 3. <sup>+</sup>, <sup>++</sup>, <sup>+++</sup> denotes probability of improvement > 90%, > 95%, and > 99%.

Table 2: Comparison of WERs [%] using different metrics and various values of the smoothing factor  $\alpha$  to compute importance scores for parameter groups. The baseline model does not use dynamic architecture adaptation, whereas the other models apply it once at 20% (15% for LBS) of the total training steps with adaptation ratio  $\delta$  0.15. The baseline is <sup>†</sup> from Table 1.

Metric	Smooth factor $\alpha$	SWB		LBS	
		Hub5'00	Hub5'01	dev-o	test-o
baseline	-	14.0	12.8	7.0	7.5
magnitude	0.9	14.0	12.8	7.7	7.9
gradient		13.6	12.3	7.0	<b>7.2</b>
		<b>13.5</b>	12.3	<b>6.8</b>	<b>7.2</b>
first order Taylor	1	13.7	12.3	7.1	7.5
	0.7	13.8	12.5	6.9	7.3
	0.5	13.6	12.3	7.0	7.3
learnable score	-	13.6	<b>12.2</b>	<b>6.9</b>	7.3

#### 3.2.2. Importance Score Metrics Comparison

In Table 2, we compare the ASR results using different scoring metrics for ranking parameter groups in dynamic model architecture adaptation. Except for the magnitude-based scoring metric, all other metrics lead to WER improvements over the baseline, highlighting the importance of choosing a good metric. Among the metrics, the first-order Taylor approximation achieves the best performance, showing a  $\sim 4\%$  improvement over the baseline on both the SWB Hub5'01 and LBS test-other sets. Additionally, the results suggest that exponential smoothing improves WER, making the scores more reliable.

#### 3.2.3. Initialization Comparison for Newly Introduced Weights

In Table 3, we investigate different initialization strategies for the newly introduced weights after each model architecture update. The results show that directly copying the weights from the top  $\delta$  parameters yields the best performance.

#### 3.2.4. Ablation Study of DMAO schedule

Table 4 presents the results of an ablation study on the DMAO schedule. We observe that, applying DMAO too late in the training process can degrade performance, possibly because the model struggles to recover from the updates. On the other hand, applying it too early is suboptimal, as the scores computed in the initial training steps may be suboptimal. A good balance

Table 3: WERs [%] comparison of different initialization for the newly introduced weights after each architecture optimization. The baseline is <sup>†</sup> and ‘copy’ is <sup>‡</sup> from Table 1. ‘copy’ refers to using the exact same weights from the top  $\delta$  parameters, while ‘copy + noise’ adds extra Gaussian noise with a mean of 0 and a standard deviation of 0.01.

Initialization	SWB		LBS	
	Hub5'00	Hub5'01	dev-other	test-other
baseline w/o DMAO	14.0	12.8	7.0	7.5
copy	<b>13.5</b>	<b>12.3</b>	<b>6.8</b>	<b>7.2</b>
copy + noise	13.7	<b>12.3</b>	6.9	<b>7.2</b>
random	13.6	<b>12.3</b>	7.0	7.4

Table 4: WERs [%] of applying DMAO at different training stages, with varying adaptation ratios and number of iterations (first-order Taylor approximation as metric).  $T_{total}$  denotes the total number of training steps. The baseline is <sup>†</sup> from Table 1.

$\frac{T_{\text{end}}}{T_{\text{total}}}$	Update ratio $\delta$	Num. iters. I	TED-v2		SWB	
			dev	test	Hub5'00	Hub5'01
baseline w/o DMAO			7.7	7.9	14.0	12.8
20%	0.1	1	7.6	<b>7.7</b>	13.4	12.3
			<b>7.3</b>	7.9	13.5	12.3
	0.15	4	7.5	8.0	13.5	12.3
		8	7.5	7.9	13.9	12.3
	0.2	1	7.4	<b>7.7</b>	13.5	12.5
	0.25		7.5	<b>7.7</b>	<b>13.3</b>	<b>12.2</b>
10%	0.15	1	7.7	8.0	13.5	12.5
30%			7.7	8.1	14.0	12.5
50%			8.0	7.9	14.0	13.0

is observed when applying DMAO at around 20% of the total training steps, during a phase where the model has not yet plateaued but the loss is no longer changing rapidly. Applying DMAO once tends to outperform multiple iterations, as multiple architecture updates may introduce excessive disruption. Lastly, an adaptation ratio  $\delta$  between 0.15 and 0.25 appears to be effective.

### 3.2.5. Applying DMAO to E-branchformer

To validate that DMAO can enhance model capacity regardless of the architecture, we also apply DMAO to the E-branchformer model and present the results in Table 5. The results align with those obtained using the Conformer, showing that DMAO generally enhances the performance of the E-branchformer encoder across various model sizes and datasets.

### 3.2.6. Updated Architecture Analysis

Figure 3 illustrates the distribution of parameters in the model after DMAO. We observe that in the lower layers, more MHSA is utilized, while fewer Convs are employed. In contrast, in the top layers, MHSA heads are removed, and more Convs and

Table 5: WERs [%] of applying DMAO on E-branchformer across different model sizes. The same DMAO schedule from Table 1 is used, with DMAO applied once at 20% (15% for LBS) of total training steps, an adaptation ratio of  $\delta=0.15$ , and the first-order Taylor approximation as the metric.

Params. [M]	DMAO	SWB		LBS	
		Hub5'00	Hub5'01	dev-other	test-other
25.7	no	13.9	12.8	7.3	7.7
	yes	<b>13.8</b>	<b>12.5</b>	<b>6.9</b>	<b>7.4</b>
56.9	no	13.6	12.1	6.6	6.9
	yes	<b>13.0</b>	<b>11.7</b>	<b>6.5</b>	<b>6.8</b>
100.2	no	<b>12.9</b>	<b>11.9</b>	6.3	6.7
	yes	13.0	<b>11.9</b>	<b>6.2</b>	<b>6.6</b>

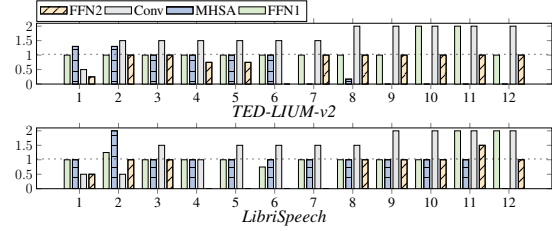


Figure 3: Distribution of model parameters with DMAO<sup>‡</sup> (shown in Table 1) across all depths. The y-axis represents the ratio of parameters after vs. before DMAO for each module. The dotted line indicates the baseline<sup>†</sup> (shown in Table 1).

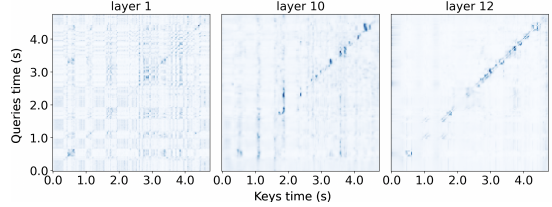


Figure 4: Averaged self-attention scores across the 6 attention heads in the 1st, 10th, and 12th layers of a randomly selected sequence from LBS for the baseline<sup>†</sup> (from Table 1).

FFNs are introduced. To explain this, we illustrate Figure 4 to show that as the depth increases, the attention maps display highly diagonal patterns. Similar observations have also been made in works [39, 40, 2, 41] for the ASR task. As the range of learned context grows with increasing depth, the global view of the entire sequence appears to become less useful for the upper layers. Moreover, [4] reveals that attention roles can be divided into phonetic and linguistic localization. The lower layers primarily perform phonetic localization, where the model focuses on content-wise similar frames, which may be farther apart, to extract phonologically meaningful features. In contrast, higher layers focus on neighboring frames and aggregate the information for text transcription. This helps explain our observation, as Convs and FFNs are effective for local processing, while MHSA is specialised for global interaction. Additionally, we observe that more MHSA heads are used for LBS than for TED-v2. A possible explanation is that LBS has longer sequences than TED-v2 (average 12.3s vs 8.2s), so more MHSA heads are needed to capture dependencies over greater distances.

## 4. Conclusion

We propose the DMAO training framework to dynamically optimize the acoustic encoder architecture during training. The optimization is achieved through the grow-and-drop paradigm, where the model’s parameter allocation is balanced by redistributing parameters from underutilized regions to areas where they are most needed, thereby enhancing the model’s capacity. We demonstrate the effectiveness of DMAO by applying it with a CTC encoder on various datasets, model sizes, and architectures (Conformer, E-Branchformer). The results show a consistent improvement of up to  $\sim 6\%$  relative to the baseline when applying DMAO, with only negligible training overhead.

## 5. Acknowledgement

This work was partially supported by NeuroSys, which as part of the initiative ‘‘Clusters4Future’’ is funded by the Federal Ministry of Education and Research BMBF (funding ID 03ZU2106DD), and by the project RESCALE within the program *AI Lighthouse Projects for the Environment, Climate, Nature and Resources* funded by the Federal Ministry for the Environment, Nature Conservation, Nuclear Safety and Consumer Protection (BMUV), funding IDs: 6KI32006A and 6KI32006B.

## 6. References

- [1] A. Vaswani, N. Shazeer, N. Parmar, J. Uszkoreit, L. Jones, A. N. Gomez, L. Kaiser, and I. Polosukhin, “Attention is All you Need,” in *NeurIPS*, USA, Dec. 2017, pp. 5998–6008.
- [2] M. Burchi and V. Vielzeuf, “Efficient Conformer: Progressive Downsampling and Grouped Attention for Automatic Speech Recognition,” in *ASRU*, Colombia, Dec. 2021, pp. 8–15.
- [3] K. Kim, F. Wu, Y. Peng, J. Pan, P. Sridhar, and et. al., “E-Branchformer: Branchformer with Enhanced Merging for Speech Recognition,” in *SLT*, Doha, Qatar, Jan. 2022, pp. 84–91.
- [4] K. Shim, J. Choi, and W. Sung, “Understanding the Role of Self Attention for Efficient Speech Recognition,” in *ICLR*, Virtual, Apr. 2022.
- [5] A. Pasad, J. Chou, and K. Livescu, “Layer-Wise Analysis of a Self-Supervised Speech Representation Model,” in *ASRU*, Cartagena, Colombia, Dec. 2021, pp. 914–921.
- [6] K. Shim and W. Sung, “Similarity and Content-based Phonetic Self Attention for Speech Recognition,” in *Interspeech*, H. Ko and J. H. L. Hansen, Eds., Incheon, Korea, Sep. 2022, pp. 4118–4122.
- [7] Z. Yao, L. Guo, X. Yang, W. Kang, F. Kuang, Y. Yang, Z. Jin, L. Lin, and D. Povey, “Zipformer: A faster and better encoder for automatic speech recognition,” in *ICLR*, Austria, May 2024.
- [8] S. Mehta, M. Ghazvininejad, S. Iyer, L. Zettlemoyer, and H. Hajishirzi, “DeLight: Deep and Light-weight Transformer,” in *ICLR*, Virtual, May 2021.
- [9] S. Mehta, M. H. Sekhavat, Q. Cao, M. Horton, Y. Jin, C. Sun, S. Mirzadeh, M. Najibi, D. Belenko, P. Zatloukal, and M. Rastegari, “OpenELM: An Efficient Language Model Family with Open Training and Inference Framework,” 2024.
- [10] Y. Liu, T. Li, P. Zhang, and Y. Yan, “NAS-SCAE: Searching Compact Attention-based Encoders For End-to-end Automatic Speech Recognition,” in *Interspeech*, Incheon, Korea, Sep. 2022, pp. 1011–1015.
- [11] A. Mehrotra, A. G. C. P. Ramos, S. Bhattacharya, L. Dudziak, and et. al., “NAS-Bench-ASR: Reproducible Neural Architecture Search for Speech Recognition,” in *ICLR*, Virtual, May 2021.
- [12] Y. Liu, T. Li, P. Zhang, and Y. Yan, “Improved Conformer-based End-to-End Speech Recognition Using Neural Architecture Search,” 2021.
- [13] D. C. Mocanu, E. Mocanu, P. Stone, P. H. Nguyen, M. Gibescu, and A. Liotta, “Scalable training of artificial neural networks with adaptive sparse connectivity inspired by network science,” *Nature communications*, vol. 9, no. 1, p. 2383, 2018.
- [14] U. Evci, T. Gale, J. Menick, P. S. Castro, and E. Elsen, “Rigging the Lottery: Making All Tickets Winners,” in *ICML*, vol. 119, Virtual, Jul. 2020, pp. 2943–2952.
- [15] U. Evci, Y. Ioannou, C. Keskin, and Y. N. Dauphin, “Gradient Flow in Sparse Neural Networks and How Lottery Tickets Win,” in *AAAI*, Virtual, Feb. 2022, pp. 6577–6586.
- [16] H. Mostafa and X. Wang, “Parameter efficient training of deep convolutional neural networks by dynamic sparse reparameterization,” in *ICML*, vol. 97, California, Jun. 2019, pp. 4646–4655.
- [17] A. Graves, S. Fernández, F. J. Gomez, and J. Schmidhuber, “Connectionist temporal classification: labelling unsegmented sequence data with recurrent neural networks,” in *ICML*, vol. 148, Pittsburgh, Pennsylvania, USA, Jun. 2006, pp. 369–376.
- [18] A. Gulati, J. Qin, C. Chiu, N. Parmar, and et. al., “Conformer: Convolution-augmented Transformer for Speech Recognition,” in *Interspeech*, Shanghai, China, Oct. 2020, pp. 5036–5040.
- [19] C. J. Lai, Y. Zhang, A. H. Liu, S. Chang, Y. Liao, Y. Chuang, K. Qian, S. Khurana, D. D. Cox, and J. Glass, “PARP: Prune, Adjust and Re-Prune for Self-Supervised Speech Recognition,” in *NeurIPS*, virtual, Dec. 2021, pp. 21 256–21 272.
- [20] J. Kim, S. Chang, and N. Kwak, “PQK: Model Compression via Pruning, Quantization, and Knowledge Distillation,” in *Interspeech*, Brno, Czechia, Aug. 2021, pp. 4568–4572.
- [21] S. Han, J. Pool, J. Tran, and W. J. Dally, “Learning both Weights and Connections for Efficient Neural Network,” in *NeurIPS*, Montreal, Quebec, Canada, Dec. 2015, pp. 1135–1143.
- [22] J. Frankle and M. Carbin, “The Lottery Ticket Hypothesis: Finding Sparse, Trainable Neural Networks,” in *ICLR*, New Orleans, USA, May 2019.
- [23] Z. Yang, Y. Cui, X. Yao, and S. Wang, “Gradient-based Intra-attention Pruning on Pre-trained Language Models,” in *ACL*, Toronto, Canada, Jul. 2023, pp. 2775–2790.
- [24] X. Ding, G. Ding, X. Zhou, Y. Guo, J. Han, and J. Liu, “Global Sparse Momentum SGD for Pruning Very Deep Neural Networks,” in *NeurIPS*, Vancouver, BC, Canada, Dec. 2019, pp. 6379–6391.
- [25] D. Bekal, K. Gopalakrishnan, K. Mundnich, S. Ronanki, S. Bodapati, and K. Kirchhoff, “A Metric-Driven Approach to Conformer Layer Pruning for Efficient ASR Inference,” in *Interspeech 2023*, Dublin, Ireland, Aug. 2023, pp. 4079–4083.
- [26] P. Michel, O. Levy, and G. Neubig, “Are Sixteen Heads Really Better than One?” in *NeurIPS*, Vancouver, BC, Canada, Dec. 2019, pp. 14 014–14 024.
- [27] V. Sanh, T. Wolf, and A. M. Rush, “Movement Pruning: Adaptive Sparsity by Fine-Tuning,” in *NeurIPS*, virtual, Dec. 2020.
- [28] F. Lagunas, E. Charlaix, V. Sanh, and A. M. Rush, “Block Pruning For Faster Transformers,” in *EMNLP*, Punta Cana, Dominican Republic, Nov. 2021, pp. 10 619–10 629.
- [29] J. Xu, E. Beck, Z. Yang, and R. Schlüter, “Efficient Supernet Training with Orthogonal Softmax for Scalable ASR Model Compression,” in *ICASSP*, Apr. 2025, arXiv:2501.18895 To Appear.
- [30] V. Panayotov, G. Chen, D. Povey, and S. Khudanpur, “Librispeech: An ASR corpus based on public domain audio books,” in *ICASSP*, South Brisbane, Australia, Apr. 2015, pp. 5206–5210.
- [31] A. Rousseau, P. Deléglise, and Y. Estève, “Enhancing the TED-LIUM Corpus with Selected Data for Language Modeling and More TED Talks,” in *LREC*, Reykjavik, Iceland, May 2014, pp. 3935–3939.
- [32] J. Godfrey, E. Holliman, and J. McDaniel, “Switchboard: Telephone Speech Corpus for Research and Development,” in *ICASSP*, vol. 1, San Francisco, USA, Mar. 1992, pp. 517–520.
- [33] J. Xu, W. Zhou, Z. Yang, E. Beck, and R. Schlüter, “Dynamic Encoder Size Based on Data-Driven Layer-wise Pruning for Speech Recognition,” in *Interspeech*, Greece, Sep. 2024, pp. 4563–4567.
- [34] W. Zhou, W. Michel, K. Irie, M. Kitza, R. Schlüter, and H. Ney, “The RWTH ASR System for Ted-Lium Release 2: Improving Hybrid HMM With SpecAugment,” in *ICASSP*, Barcelona, Spain, May 2020, pp. 7839–7843.
- [35] W. Zhou, W. Michel, R. Schlüter, and H. Ney, “Efficient Training of Neural Transducer for Speech Recognition,” in *Interspeech*, Incheon, Korea, Sep. 2022, pp. 2058–2062.
- [36] A. Zeyer, T. Alkhoul, and H. Ney, “RETURNN as a Generic Flexible Neural Toolkit with Application to Translation and Speech Recognition,” in *ACL*, Melbourne, Australia, Jul. 2018, pp. 128–133.
- [37] S. Wiesler, A. Richard, P. Golik, R. Schlüter, and H. Ney, “RASR/NN: the RWTH neural network toolkit for speech recognition,” in *ICASSP*, Florence, Italy, May 2014, pp. 3281–3285.
- [38] M. Bisani and H. Ney, “Bootstrap estimates for confidence intervals in ASR performance evaluation,” in *ICASSP*, Montreal, Quebec, Canada, May 2004, pp. 409–412.
- [39] S. Zhang, E. Loweimi, P. Bell, and S. Renals, “On The Usefulness of Self-Attention for Automatic Speech Recognition with Transformers,” in *SLT*, Shenzhen, China, Jan. 2021, pp. 89–96.
- [40] —, “Stochastic Attention Head Removal: A Simple and Effective Method for Improving Transformer Based ASR Models,” in *Interspeech*, Brno, Czechia, Aug. 2021, pp. 2541–2545.
- [41] S. Kim, A. Gholami, A. E. Shaw, N. Lee, K. Mangalam, J. Malik, M. W. Mahoney, and K. Keutzer, “Squeezeformer: An Efficient Transformer for Automatic Speech Recognition,” in *NeurIPS*, New Orleans, LA, USA, Dec. 2022.



# Paper Instructions and Template for Interspeech 2025

*Anonymous submission to Interspeech 2025*

## Abstract

Manuscripts submitted to Interspeech 2025 must use this document as both an instruction set and as a template. Do not use a past paper as a template. Always start from a fresh copy, and read it all before replacing the content with your own. The main changes with respect to previous years' instructions are highlighted in blue.

Before submitting, check that your manuscript conforms to this template. If it does not, it may be rejected. Do not be tempted to adjust the format! Instead, edit your content to fit the allowed space. The maximum number of manuscript pages is 5. The 5th page is reserved exclusively for acknowledgements and references, which may begin on an earlier page if there is space.

The abstract is limited to 1000 characters. The one in your manuscript and the one entered in the submission form must be identical. Avoid non-ASCII characters, symbols, maths, italics, etc as they may not display correctly in the abstract book. Do not use citations in the abstract: the abstract booklet will not include a bibliography. Index terms appear immediately below the abstract.

**Index Terms:** speech recognition, human-computer interaction, computational paralinguistics

## 1. Introduction

Templates are provided on the conference website for Microsoft Word®, and L<sup>A</sup>T<sub>E</sub>X. We strongly recommend L<sup>A</sup>T<sub>E</sub>X which can be used conveniently in a web browser on <https://overleaf.com> where this template is available in the Template Gallery.

### 1.1. General guidelines

Authors are encouraged to describe how their work relates to prior work by themselves and by others, and to make clear statements about the novelty of their work. This may require careful wording to avoid unmasking the identity of the authors in the version submitted for review (guidance in Section 1.2). All submissions must be compliant with the **ISCA Code of Ethics for Authors**, the **Pre-prints Policy**, and the **Conference Policy**. These can be found on the conference website under the "For authors" section.

#### 1.1.1. Originality

All papers submitted to Interspeech 2025 must be original contributions that are not currently submitted to any other conference, workshop, or journal, nor will be submitted to any other conference, workshop, or journal during the review process of

Interspeech 2025. [Cross-checks with submissions from other conferences will be carried out to enforce this rule.](#)

#### 1.1.2. Generative AI tools

All (co-)authors must be responsible and accountable for the work and content of the paper, and they must consent to its submission. Generative AI tools cannot be a co-author of the paper. They can be used for editing and polishing manuscripts, but should not be used for producing a significant part of the manuscript.

#### 1.1.3. Conference theme

The theme of Interspeech 2025 is *Fair and Inclusive Speech Science and Technology*. Interspeech 2025 continues to be fully committed to advancing speech science and technology while meeting new challenges. Please refer to the conference website for further detail.

#### 1.1.4. Participation in reviewing

Interspeech uses peer review to evaluate submitted manuscripts. [At least one co-author of each paper should be volunteering to review for the Interspeech conference. If you are eligible, but not yet a reviewer for ISCA conferences, you should sign up at](#)

<https://isca-speech.org/Reviewing>

[using the same email address as in your CMT account. The eligibility criteria can be located through the above link. Papers for which no author qualifies as ISCA reviewer do not have to follow this guideline. During submission authors should indicate the email of any co-authors who should be added to the reviewer database](#)

#### 1.1.5. Accessibility recommendations

Since the theme of Interspeech 2025 is *Fair and Inclusive Speech Science and Technology*, we want this year's conference to take a step in the direction of more accessible and inclusive published papers as well. Authors are encouraged to have their papers fulfill specific requirements relating to **figures** (see Section 2.2) and **tables** (see Section 2.3). Additionally, while the authors should write in a style with which they feel comfortable, we encourage them to consider the use of **inclusive language**: *please do not unnecessarily use gendered nouns or pronouns when ungendered alternatives exist, unless you are referring to specific individuals.*

#### 84 1.1.6. Scientific reporting check list

85 The following checklist will be part of the submission form and  
86 includes a list of guidelines we expect Interspeech 2025 papers  
87 to follow. [A compact version of the checklist is available under](#)  
88 [“For authors” section](#). Not every point in the check list will be  
89 applicable to every paper. Ideally, all guidelines that do apply to  
90 a certain paper should be satisfied. Nevertheless, not satisfying  
91 a guideline that applies to your paper is not necessarily grounds  
92 for rejection.

##### 93 1. Claims and limitations - for all papers

- 94 • The paper clearly states what claims are being investigated,  
95 [and why](#).
- 96 • [The novelties are clearly explained](#).
- 97 • The main claims made in the abstract and introduction ac-  
98 curately reflect the paper’s contributions and scope.
- 99 • The limitations of your work are described.
- 100 • [The relevant](#) assumptions made in your work are stated in  
101 the paper.

##### 102 103 2. If models are used, the paper includes information about the 104 following:

- 105 • [Justification for each selected model, algorithm, or archi-](#)  
106 [tecture](#).
- 107 • [Sufficient details of the model \(architecture\), including ref-](#)  
108 [erence\(s\) to prior literature](#).

##### 109 3. If data sets are used, the paper includes information about the 110 following:

- 111 • Relevant details such as languages, audio duration distri-  
112 bution, number of examples, and label distributions, or a  
113 reference where that information can be found.
- 114 • Details of train/validation (development)/test splits. Ide-  
115 ally, the lists should be released with the supplementary  
116 material if not already publicly available.
- 117 • Explanation of all pre-processing steps, including any cri-  
118 teria used to exclude samples, if applicable.
- 119 • Reference(s) to all data set(s) drawn from the existing lit-  
120 erature.
- 121 • For newly collected data, a complete description of the  
122 data collection process, such as subjects, instructions to  
123 annotators and methods for quality control and a statement  
124 on whether ethics approval was necessary.

##### 125 4. If using non-public data sets [or pre-trained models](#):

- 126 • The paper includes a discussion on the reason/s for using  
127 non-public data sets.
- 128 • Full details of the dataset are included in the paper to en-  
129 able comparison to similar data sets and tasks.
- 130 • [For papers that use publicly available, pre-trained \(e.g.](#)  
131 [foundational or self-supervised\) models, link to the model](#)  
132 [is provided. For papers that use non-public pre-trained](#)  
133 [models, description of the data \(including quantity\) used](#)  
134 [for training that model is provided](#).

##### 135 5. If reporting experimental results, the paper includes:

- 136 • An explanation of evaluation metrics used.
- 137 • An explanation of how models are initialized, if applicable.
- 138 • Some measure of statistical significance of the reported  
139 gains or confidence intervals (a python toolkit and brief  
140 tutorial for computing confidence intervals with the boot-

strapping approach can be found in <https://github.com/luferrer/ConfidenceIntervals>.

- A description of the computing infrastructure used and the  
average runtime for each model or algorithm (e.g. training,  
inference etc).
  - The number of parameters in each model.
6. If hyperparameter search (including choice of architecture or  
features and any other development decision) was done, the  
paper includes:
- Final results on a held-out evaluation set not used for hy-  
perparameter tuning.
  - Hyperparameter configurations for best-performing mod-  
els.
  - The method for choosing hyperparameter values to ex-  
plore, [the range of the hyperparameter values](#), and the cri-  
terion used to select among them.

##### 7. If source code is used:

- The code is or will be made publicly available and/or suf-  
ficient details are included in the paper for the work to be  
reproduced.
- For publicly available software, the corresponding version  
numbers and links and/or references to the software.

For any paper that uses machine learning, we encour-  
age authors to additionally consult *Good practices for eval-  
uation machine learning systems* <https://arxiv.org/abs/2412.03700> to understand the reasons for the above  
reporting guidelines.

## 1.2. Double-blind review

Interspeech 2025 uses double-blind review to support the in-  
tegrity of the review process.

### 1.2.1. Version submitted for review

The manuscript submitted for review must not include any in-  
formation that might reveal the authors’ identities or affilia-  
tions. This also applies to the metadata in the submitted PDF  
file (guidance in Section 4.1.2), uploaded multimedia and on-  
line material (guidance in Section 4.2).

Take particular care to cite your own work in a way that  
does not reveal that you are also the author of that work. For  
example, do not use constructions like “In previous work [23],  
we showed that ...”. Instead use something like “Jones et al.  
[23] showed that ...”.

**Acknowledgements should not be included in the ver-  
sion submitted for review.**

Papers that reveal the identity of the authors will be rejected  
without review. Note that the full list of authors must still be  
provided in the online submission system, since this is neces-  
sary for detecting conflicts of interest.

### 1.2.2. Camera-ready version

Authors should include names and affiliations in the final ver-  
sion of the manuscript, for publication.  $\LaTeX$  users can do this  
simply by uncommenting `\interspeechcameraready`.  
The maximum number of authors in the author list is 20. If the  
number of contributing authors is more than this, they should  
be listed in a footnote or the Acknowledgements section. In-  
clude the country as part of each affiliation. Do not use com-  
pany logos anywhere in the manuscript, including in affilia-

197 tions and Acknowledgements. After acceptance, authors may of  
198 course reveal their identity in other ways, including: adjusting  
199 the wording around self-citations; adding further acknowledgements;  
200 updating multimedia and online material. Acknowledgements,  
201 if any, should be added in the camera-ready version.

### 202 1.2.3. Pre-prints

203 Please, see [https://interspeech2025.org/  
204 submission-policy/](https://interspeech2025.org/submission-policy/) for a detailed explanation of  
205 the policy on pre-prints for this Interspeech. The period of  
206 anonymity during which a version of the submitted paper  
207 may not be posted or updated online starts a month before the  
208 Interspeech submission deadline and runs until accept/reject  
209 decisions are announced.

## 210 2. Format

### 211 2.1. Layout

212 Authors should observe the following specification for page lay-  
213 out by using the provided template. Do not modify the template  
214 layout! Do not reduce the line spacing!

#### 215 2.1.1. Page layout

- 216 • Paper size must be DIN A4.
- 217 • Two columns are used except for the title section and for large  
218 figures or tables that may need a full page width.
- 219 • Left and right margin are 20 mm each.
- 220 • Column width is 80 mm.
- 221 • Spacing between columns is 10 mm.
- 222 • Top margin is 25 mm (except for the first page which is  
223 30 mm to the title top).
- 224 • Bottom margin is 35 mm.
- 225 • Text height (without headers and footers) is maximum  
226 235 mm.
- 227 • Page headers and footers must be left empty.
- 228 • No page numbers.
- 229 • Check indentations and spacing by comparing to the example  
230 PDF file.

#### 231 2.1.2. Section headings

232 Section headings are centred in boldface with the first word cap-  
233 italised and the rest of the heading in lower case. Sub-headings  
234 appear like major headings, except they start at the left margin  
235 in the column. Sub-sub-headings appear like sub-headings, ex-  
236 cept they are in italics and not boldface. See the examples in  
237 this file. No more than 3 levels of headings should be used.

#### 238 2.1.3. Fonts

239 Times or Times Roman font is used for the main text. Font size  
240 in the main text must be 9 points, and in the References section  
241 8 points. Other font types may be used if needed for special pur-  
242 poses. L<sup>A</sup>T<sub>E</sub>X users should use Adobe Type 1 fonts such as Times  
243 or Times Roman, which is done automatically by the provided  
244 L<sup>A</sup>T<sub>E</sub>X class. Do not use Type 3 (bitmap) fonts. Phonemic tran-  
245 scriptions should be placed between forward slashes and pho-  
246 netic transcriptions should be placed between square brackets, for example /lɔː/  
247 ænd ɔːdʒ/ vs. [lɔːrənɔːdʒ], and authors are encouraged to use  
248 the terms ‘phoneme’ and ‘phone’ correctly [1].

#### 249 2.1.4. Hyperlinks

250 For technical reasons, the proceedings editor will strip all ac-  
251 tive links from the papers during processing. URLs can be  
252 included in your paper if written in full, e.g., [https://  
253 www.interspeech2025.org/](https://www.interspeech2025.org/). The text must be all black.  
254 Please make sure that they are legible when printed on paper.

### 255 2.2. Figures

256 Figures must be centred in the column or page. Figures  
257 which span 2 columns must be placed at the top or bottom  
258 of a page. Captions should follow each figure and have the  
259 format used in Figure 1. Diagrams should preferably be  
260 vector graphics. Figures must be legible when printed in  
261 monochrome on DIN A4 paper; a minimum font size of 8  
262 points for all text within figures is recommended. Diagrams  
263 must not use stipple fill patterns because they will not reproduce  
264 properly in Adobe PDF. See *APA Guidelines regarding the  
265 use of color in Figures* ([https://apastyle.apa.org/  
266 style-grammar-guidelines/tables-figures/  
267 colors](https://apastyle.apa.org/style-grammar-guidelines/tables-figures/colors)).

268 From an accessibility standpoint, please ensure that your  
269 paper remains coherent for a reader who cannot see your fig-  
270 ures. Please make sure that:

- 271 • all figures are referenced in the text.
- 272 • figures are fully explained either in text, in their caption, or  
273 in a combination of the two.
- 274 • instead of visualizing differences between areas in your fig-  
275 ures only by color, those differences can also be illustrated  
276 by using different textures or patterns.
- 277 • all text, including axis labels, is at least as large as the content  
278 text surrounding the figures.

### 279 2.3. Tables

280 An example of a table is shown in Table 1. The caption text  
281 must be above the table. Tables must be legible when printed in  
282 monochrome on DIN A4 paper; a minimum font size of 8 points  
283 is recommended. From an accessibility standpoint, please make  
284 sure that:

- 285 • tables are not images.
- 286 • all table headings are clearly marked as such, and are distinct  
287 from table cells.
- 288 • all tables are referenced in the text.

Table 1: This is an example of a table

Ratio	Decibels
1/10	−20
1/1	0
2/1	≈ 6
3.16/1	10
10/1	20

### 289 2.4. Equations

290 Equations should be placed on separate lines and numbered. We  
291 define

$$\begin{aligned} x(t) &= s(t') \\ &= s(f_{\omega}(t)) \end{aligned} \quad (1)$$



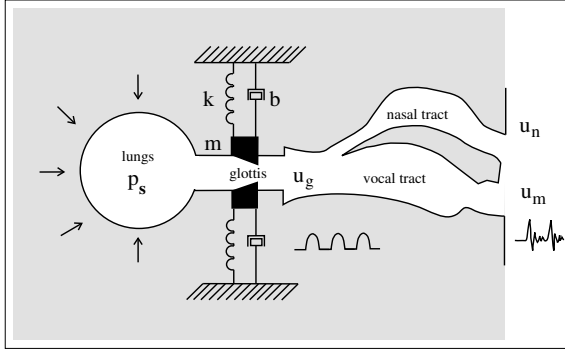


Figure 1: Schematic diagram of speech production.

where  $f_\omega(t)$  is a special warping function. Equation 2 is a little more complicated.

$$f_\omega(t) = \frac{1}{2\pi j} \oint_C \frac{\nu^{-1k} d\nu}{(1 - \beta\nu^{-1})(\nu^{-1} - \beta)} \quad (2)$$

## 2.5. Style

Manuscripts must be written in English. Either US or UK spelling is acceptable (but do not mix them).

### 2.5.1. References

It is ISCA policy that papers submitted to Interspeech should refer to peer-reviewed publications. References to non-peer-reviewed publications (including public repositories such as arXiv, Preprints, and HAL, software, and personal communications) should only be made if there is no peer-reviewed publication available, should be kept to a minimum, and should appear as footnotes in the text (i.e., not listed in the References).

References should be in standard IEEE format, numbered in order of appearance, for example [2] is cited before [3]. For longer works such as books, provide a single entry for the complete work in the References, then cite specific pages [4, pp. 417–422] or a chapter [4, Chapter 2]. Multiple references may be cited in a list [5, 6].

### 2.5.2. International System of Units (SI)

Use SI units, correctly formatted with a non-breaking space between the quantity and the unit. In  $\text{\LaTeX}$  this is best achieved using the `siunitx` package (which is already included by the provided  $\text{\LaTeX}$  class). This will produce 25 ms, 44.1 kHz and so on.

## 3. Specific information for Microsoft Word

For ease of formatting, please use the styles listed in Table 2. The styles are defined in the Word version of this template and are shown in the order in which they would be used when writing a paper. When the heading styles in Table 2 are used, section numbers are no longer required to be typed in because they will be automatically numbered by Word. Similarly, reference items will be automatically numbered by Word when the “Reference” style is used.

If your Word document contains equations, you must not save your Word document from “.docx” to “.doc” because this

will convert all equations to images of unacceptably low resolution.

## 4. Submissions

Information on how and when to submit your paper is provided on the conference website.

### 4.1. Manuscript

Authors are required to submit a single PDF file of each manuscript. The PDF file should comply with the following requirements: (a) no password protection; (b) all fonts must be embedded; (c) text searchable (do ctrl-F and try to find a common word such as “the”), and (d) the document properties do not reveal the identity or username. The conference organisers may contact authors of non-complying files to obtain a replacement. Papers for which an acceptable replacement is not provided in a timely manner will be withdrawn.

#### 4.1.1. Embed all fonts

It is very important that the PDF file embeds all fonts! PDF files created using  $\text{\LaTeX}$ , including on <https://overleaf.com>, will generally embed all fonts from the body text. However, it is possible that included figures (especially those in PDF or PS format) may use additional fonts that are not embedded, depending how they were created.

On Windows, the bullzip printer can convert any PDF to have embedded and subsetted fonts. On Linux & MacOS, converting to and from Postscript will embed all fonts:

```
pdf2ps file.pdf
ps2pdf -dPDFSETTINGS=/prepress file.ps file.pdf
```

#### 4.1.2. Sanitise PDF metadata

Check that author identity is not revealed in the PDF metadata. The provided  $\text{\LaTeX}$  class ensures this. Metadata can be inspected using a PDF viewer.

Table 2: Main predefined styles in Word

Style Name	Entities in a Paper
Title	Title
Author	Author name
Affiliation	Author affiliation
Email	Email address
AbstractHeading	Abstract section heading
Body Text	First paragraph in abstract
Body Text Next	Following paragraphs in abstract
Index	Index terms
1. Heading 1	1 <sup>st</sup> level section heading
1.1 Heading 2	2 <sup>nd</sup> level section heading
1.1.1 Heading 3	3 <sup>rd</sup> level section heading
Body Text	First paragraph in section
Body Text Next	Following paragraphs in section
Figure Caption	Figure caption
Table Caption	Table caption
Equation	Equations
• List Bullet	Bulleted lists
[1] Reference	References

## 4.2. Optional supplementary material or links to online material

### 4.2.1. Supplementary material

Interspeech offers the option of submitting supplementary material. These files are meant for code, data or audio-visual illustrations that cannot be conveyed in text, tables and graphs. Just as with figures used in your manuscript, make sure that you have sufficient author rights to all other materials that you submit. This material will be available to reviewers and committee members for evaluating the paper, but it will not be published with the paper or accessible in the archives. To make material available for future readers, please use online resources (see section 4.2.2). Supplementary material is intended to support the reviewers in assessing the paper; however, the paper should be understandable on its own. Reviewers may choose to examine the supplementary material but are not required to do so.

In line with the double-blind review policy, make sure that the supplementary material is anonymised. Unless strictly necessary, avoid to provide code at this step, which is usually harder to anonymise.

Your supplementary material must be submitted in a single ZIP file limited to 100 MB for each separate paper. Within the ZIP file you can use folders to organise the files. In the ZIP file you should include a README.txt or index.html file to describe the content. In the manuscript, refer to a supplementary file by filename. Use short file names with no spaces.

### 4.2.2. Online resources such as web sites, blog posts, code, and data

It is common for manuscripts to provide links to web sites (e.g., as an alternative to including a ZIP file as supplementary material), code repositories, data sets, or other online resources. Provision of such materials is generally encouraged; however, they should not be used to circumvent the limit on manuscript length. In particular, reviewers will not be required to read any content other than the main manuscript.

Links included in the version submitted for review should not reveal the identity or affiliation of the authors. If this is not possible, then the links should not be provided in the version submitted for review, but they can be added in the final version of the paper, if accepted. A placeholder can be included in the paper with a text like: “[to ensure author anonymity, the link to the resource will be added after the review process]”. Links and repositories provided for review should be anonymous. In particular, names in repositories are forbidden.

Authors are encouraged to group any supplementary material in a single repository. If the paper is accepted, authors will have the option to include a single link to this repository in the paper’s metadata on ISCA Archives. For that purpose, the link must be a DOI link. Free DOI links can for instance be obtained through Zenodo, with additional guidance available in GitHub Docs (<https://docs.github.com/en/repositories/archiving-a-github-repository/referencing-and-citing-content>)

## 5. Discussion

Authors must proofread their PDF file prior to submission, to ensure it is correct. Do not rely on proofreading the L<sup>A</sup>T<sub>E</sub>X source or Word document. **Please proofread the PDF file before it is submitted.**

## 6. Acknowledgements

Acknowledgement should only be included in the camera-ready version, not in the version submitted for review. The 5th page is reserved exclusively for acknowledgements and references. No other content must appear on the 5th page. Appendices, if any, must be within the first 4 pages. The acknowledgments and references may start on an earlier page, if there is space.

The authors would like to thank ISCA and the organising committees of past Interspeech conferences for their help and for kindly providing the previous version of this template.

## 7. References

- [1] R. K. Moore and L. Skidmore, “On the use/misuse of the term ‘Phoneme’,” in *Proc. INTERSPEECH 2019 – 20<sup>th</sup> Annual Conference of the International Speech Communication Association*, Graz, Austria, Sep. 2019, pp. 2340–2344.
- [2] S. B. Davis and P. Mermelstein, “Comparison of parametric representations for monosyllabic word recognition in continuously spoken sentences,” *IEEE Transactions on Acoustics, Speech and Signal Processing*, vol. 28, no. 4, pp. 357–366, Aug. 1980.
- [3] L. R. Rabiner, “A tutorial on hidden Markov models and selected applications in speech recognition,” *Proceedings of the IEEE*, vol. 77, no. 2, pp. 257–286, Feb. 1989.
- [4] T. Hastie, R. Tibshirani, and J. Friedman, *The Elements of Statistical Learning – Data Mining, Inference, and Prediction*. New York: Springer, 2009.
- [5] J. Smith, F. Lastname2, and F. Lastname3, “A really good paper about Dynamic Time Warping,” in *Proc. INTERSPEECH 2022 – 23<sup>rd</sup> Annual Conference of the International Speech Communication Association*, Incheon, Korea, Sep. 2022, pp. 100–104.
- [6] R. Jones, F. Lastname2, and F. Lastname3, “An excellent paper introducing the ABC toolkit,” in *Proc. INTERSPEECH 2022 – 23<sup>rd</sup> Annual Conference of the International Speech Communication Association*, Incheon, Korea, Sep. 2022, pp. 105–109.