

Your Ride, Your Rules:

Psychology and Cognition Enabled Automated Driving Systems

Zhipeng Bao and Qianwen Li*

School of Environmental, Civil, Agricultural and Mechanical Engineering

University of Georgia

zb28097@uga.edu and camli.li@uga.edu

Abstract

Despite rapid progress in autonomous driving technology, current autonomous vehicles (AVs) lack effective human-machine bidirectional communication, limiting their ability to personalize the riding experience and recover from immobilization. This limitation reduces occupant comfort and trust, potentially slowing the broader adoption of autonomous driving technologies. To address these challenges, we propose PACE-ADS (Psychology and Cognition Enabled Automated Driving Systems)—a human-centered autonomy framework that enables AVs to sense, interpret, and respond to both external traffic conditions and internal occupant states. PACE-ADS comprises three foundation model-based agents: a Driver Agent that analyzes environmental context, a Psychologist Agent that interprets occupant’s passive psychological signals (e.g., EEG, heart rate, and facial expressions) and active cognitive instructions (e.g., verbal command), and a Coordinator Agent that synthesizes these inputs to generate behavior-level decisions and operation parameters. Rather than replacing conventional AV modules, PACE-ADS is designed to complement them by operating at the high-level behavioral decision, while delegating low-level, high-frequency operations to the AV’s native modules. This division of responsibilities enables a closed-loop architecture that supports continuous adaptation. Additionally, its architectural flexibility allows seamless integration with diverse AV platforms, making PACE-ADS a scalable and interpretable enhancement for next-generation autonomous driving systems. We evaluate its performance in closed-loop simulations across diverse traffic scenarios involving traffic lights, pedestrians, work zones, and car following. Results show that PACE-ADS dynamically adjusts driving style to match evolving passenger states, improves ride comfort, and enables safe recovery from immobilization through autonomous reasoning or occupant-in-the-loop guidance. These findings underscore the promise of LLM-based frameworks in bridging the gap between machine autonomy and human-centered driving needs.

Keywords: Human-Centered, Autonomous Driving, Large Language Model, Multimodal Human-AI Interaction, Personalization, Close-loop

I. Introduction

Many automakers have already implemented various automation features in their mass-production vehicles, including those produced by Ford, GM, and BMW [1,2]. Common features include Adaptive Cruise Control (ACC), Automatic Lane Changing (ALC),

and Lane Keeping Assistance (LKA). The global market for these technologies is projected to grow from \$40.25 billion in 2024 to \$75.23 billion by 2030, reflecting a strong compound annual growth rate (CAGR) of 13.83% [3]. While lower levels of automation have seen widespread deployment, higher levels—those capable of handling more complex driving tasks with minimal human input—have progressed much more slowly. So far, only Tesla has deployed a Full Self-Driving (FSD) system in mass-produced vehicles. Other companies, such as Baidu and Waymo, have focused on limited deployments through robotaxi services in cities like Beijing, Wuhan, Phoenix, San Francisco, and Los Angeles. The slower advancement of higher-level automation can be attributed to several factors. Beyond technological and regulatory challenges, one of the most significant barriers is low public trust. The underlying reasons for this hesitation are explored in the following discussion.

First, existing automated driving systems (ADS) lack the ability to personalize the riding experience and offer very limited transparency in their decision-making processes. Their behavior often appears opaque, leaving most riders uncertain about why the vehicle behaves in a particular way. These systems are primarily designed to optimize safety and efficiency based on external traffic conditions, frequently overlooking the diverse and evolving preferences of individual occupants. When an ADS's driving style significantly deviates from a rider's expectations, acceptance tends to decline [4]. Some progress has been made to address this limitation through the introduction of pre-defined driving styles. For example, Tesla's FSD system allows passengers to choose among "Chill," "Average," and "Assertive" modes. In academic research, human driving data have been used to classify three primary styles—conservative, normal, and aggressive—using methods such as Gaussian Mixture Models [5], K-means clustering [6,7], Gaussian Process models [8], Artificial Neural Networks [4,9], and other unsupervised learning techniques [10,11]. While most studies rely on vehicle trajectory data to infer driving styles, Ling et al. [12] adopt a different approach by assessing driving styles through emotions detected from drivers' electroencephalogram (EEG) signals. They then use the Deep Deterministic Policy Gradient (DDPG) algorithm [13] to adjust control parameters based on the identified driving style.

However, the varying nature of human needs cannot be fully captured by a limited set of pre-defined driving styles. To truly enhance the user experience, ADS must be individualized to account for the diverse and dynamic preferences of different occupants. Some studies have attempted to address this challenge by collecting extensive data from individual drivers and using reinforcement learning or imitation learning to train ADS models that replicate specific driving styles [14–19]. These approaches rely on offline training, after which the system is expected to mimic the target driver's behavior. Yet, human psychological states are inherently fluid, shaped by context, emotion, and situational demands. As a result, rider preferences can shift significantly even within the course of a single trip. For instance, a passenger might feel rushed at the beginning of their commute if they believe they are running late, but become noticeably more relaxed once they realize they will still arrive in time for their

meeting. Offline-trained models often fail to adapt to such real-time changes, resulting in less satisfying experiences and eroding public trust. To address this limitation, research is needed to develop personalized ADS capable of responding to the evolving needs of occupants. A promising direction is the real-time and continuous monitoring of human psychological states. Psychological signals (such as EEG signal and heart rate) and cognitive cues (such as facial expressions and verbal commands) are particularly valuable for this purpose, as they provide immediate feedback in response to external stimuli. Although these indicators have been widely used to detect driver fatigue and distraction [20–23], their potential to inform vehicle control decisions in automated systems remains largely untapped.

Second, ADS also struggle in rare or ambiguous traffic scenarios such as construction zones, informal right-of-way negotiations, or unpredictable pedestrian behavior. These situations often lead to the vehicle becoming immobilized [24–27]. For example, in December 2024, a Waymo robotaxi in California became stuck in a roundabout, circling 17 times before engineers had to intervene remotely to resolve the issue [28]. A similar incident occurred in Wuhan, China, where a Baidu robotaxi failed to replan its trajectory in a congested intersection. The vehicle remained stopped for over an hour, causing significant traffic disruption. Local traffic authorities were unable to assist, and control was eventually restored by remote engineers [29]. Although remote intervention provides a potential backup solution, it presents several challenges. It requires continuous monitoring by trained personnel who must be available to respond quickly when the system encounters difficulties. This approach demands substantial human and financial resources, and it also relies on a low-latency connection to ensure timely and effective action. Some companies have developed ADS that allows passengers to takeover when the system encounters a failure [30]. For instance, Tesla’s shadow mode [31] enables its FSD system to learn from human driving behavior in situations where the vehicle becomes immobilized and reduce the likelihood of similar failures in the future. However, such solutions rely on the assumption that passengers are capable of taking control. In cases where riders are elderly, have disabilities, or are otherwise unable to takeover, the ADS may remain stuck indefinitely. This highlights the need for more inclusive intervention strategies that can complement existing methods. One promising direction is to allow passengers to provide guidance through natural interactions, such as verbal commands, enabling them to assist the system without requiring physical control of the vehicle.

With their advanced semantic understanding and reasoning capabilities, Large Language Models (LLMs) have emerged as a promising intermediary between occupants and ADS. Recent studies have begun exploring how LLMs can be integrated into ADS frameworks [32–39]. For instance, PromptTrack [40] enhances 3D object tracking and prediction in driving scenes by incorporating cross-modal features through a prompt reasoning branch. DiLu [41] combines LLMs with a reasoning and reflection module, allowing AVs to make decisions based on common-sense knowledge and improve generalization by accumulating driving experience over time. LLMs also show potential in vehicle motion control. For example, Sha et al. [39] use LLMs to interpret

driving scenes, make decisions, and convert these decisions into actionable driving commands through a parameter matrix adaptation process. Cui et al. [42] deploy a fine-tuned, lightweight vision-language model (VLM) on an automated vehicle, enabling it to adjust control parameters based on passenger feedback after each trip. While existing studies have made significant strides in integrating LLMs into ADS, most are evaluated using open-loop testing rather than real-time, closed-loop validation. This prevents the ADS from adapting to new inputs during the trip, including rider preferences and situational changes. Without feedback-driven learning, the system cannot refine its decisions dynamically, limiting its effectiveness in real-world, continuously evolving environments.

Motivated by the limitations outlined above, this project introduces PACE-ADS (Psychology and Cognition Enabled Automated Driving Systems), a novel human-centered autonomy framework that empowers vehicles to sense, interpret, and respond to both the external traffic environment and the internal state of the rider. Built on an agentic workflow, PACE-ADS leverages three specialized foundation model agents to collaboratively manage the complex driving tasks, capitalizing on their unparalleled capabilities in multi-modal reasoning and natural language interaction. PACE-ADS comprises: 1) a Psychologist Agent, which interprets passive psychological signals and active cognitive instructions to assess rider psychological state and intent; 2) a Driver Agent, which perceives the surrounding traffic context using sensor data; and 3) a Coordinator Agent, which integrates these inputs to suggest appropriate operation behaviors (e.g., lane changes), determine the value of the operation parameters (e.g., acceleration and headway), and deliver language explanations to the rider upon request. PACE-ADS is not designed to replace traditional real-time control modules, but to complement them by operating at the semantic and behavioral planning level. While real-time modules handle low-latency execution, PACE-ADS contributes in two ways: it monitors human states and proposes adaptive behaviors for personalized riding experience, and it supports vehicle operation recovery during immobilizing scenarios through context-aware reasoning and/or rider-in-the-loop decision support. The system operates in a closed-loop architecture, continuously integrating feedback from the external environment and the rider’s internal state to enable safe and progressively adaptive autonomy.

The remainder of this manuscript is organized as follows. Section 2 introduces the PACE-ADS methodology. Section 3 details the simulation experiments conducted to evaluate the model’s performance. Section 4 concludes the study and outlines directions for future research.

II. Psychology and Cognition Enabled Automated Driving Systems

By enabling bidirectional human-machine communication through foundation models, PACE-ADS personalizes the autonomous riding experience and improves vehicle responsiveness, particularly in immobilizing scenarios, to enhance occupant comfort and trust—ultimately promoting long-term adoption of automation technologies.

PACE-ADS is not designed to replace traditional real-time control modules, but to complement them by operating at the semantic and behavioral planning level. PACE-ADS continuously monitors occupants' passive psychological signals (e.g., EEG, heart rate, facial expressions) and active cognitive instructions (e.g., verbal commands) to infer the occupant's psychological state and intent. In response to such observations, the system dynamically adapts ego vehicle's driving style to personalize the riding experience and enhance user comfort. It also provides behavior explanation using natural languages to occupants upon request to enable operation transparency and further improve riding experience. When the AV becomes immobilized under ambiguous traffic scenarios such as unclear right of way, PACE-ADS conducts self-reasoning or leverage the occupant's cognitive instructions (e.g., verbal commands) to generate and execute appropriate recovery solutions.

Given the strengths of large language models in semantic understanding, reasoning, and natural language interaction, and the benefits of agent collaboration such as task specialization and improved interpretability, PACE-ADS adopts an agentic workflow (Figure 1) to manage complex driving tasks. Leveraging system prompts, chain-of-thought (CoT) prompting [], and function calling tools [], each agent is guided to fulfill its designated role, execute assigned subtasks, and produce structured outputs.

The driver agent senses the external traffic environment and passes the perception results to the coordinator for decision-making. It obtains raw sensor data, such as front-view and bird's-eye-view (BEV) images, from the vehicle perception module to qualitatively analyze the surrounding traffic context and extract object-level traffic semantic information. The resulting qualitative insights are integrated with the quantitative perception analytics (such as object speed and relative distance) from the vehicle perception module. The psychologist interprets occupant states and intents and passes these insights to the coordinator for human-attentive decision-making. It receives passive psychological signals (e.g., EEG, heart rate, and facial expression) and active cognitive instructions (e.g., verbal commands) from occupants to analyze their preferences and needs. The coordinator consolidates information from the driver and psychologist agents and suggests an appropriate operational behavior, sourced from the motion planning module, along with suggested parameter values to enable adaptive rider-centric autonomy. The coordinator supports both personalized driving behavior and immobilization recovery to improve safety and operational efficiency. It also retrieves map data from the vehicle's route planning module and, when needed, triggers a route replanning flag along with a suggested starting point.

A key strength of PACE-ADS is its architectural flexibility. The three agents can be configured with either the same or different foundation models, depending on the data modality and task specialization. PACE-ADS integrates with existing AV systems without requiring structural modifications, as it only receives input from AV modules and returns suggested operations. While the AV modules handle high-frequency, low-level control tasks, PACE-ADS focuses on low-frequency, high-level behavioral

decisions. During operation, it works alongside the AV modules in a closed-loop architecture, continuously incorporating feedback from both the external environment and the rider's internal state to support safe and progressively adaptive autonomy.

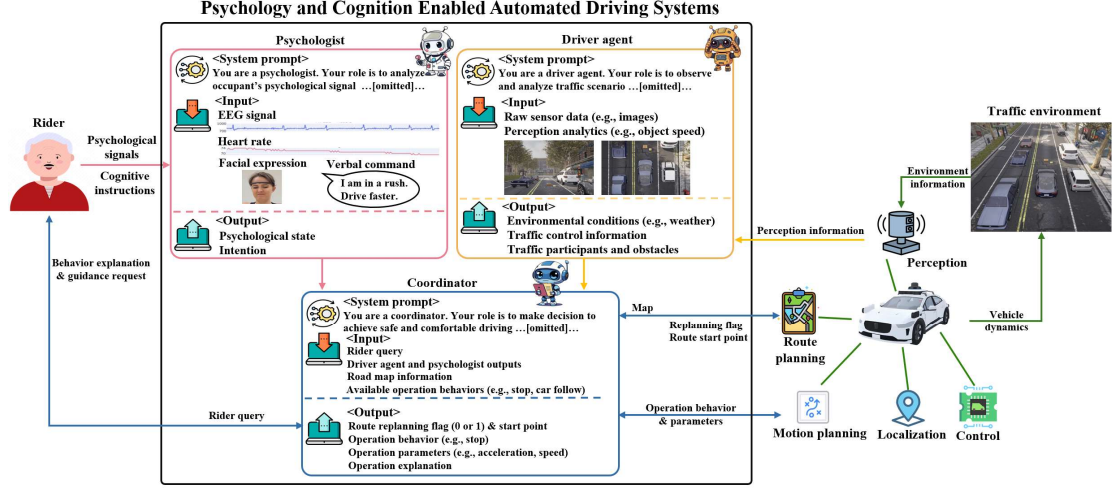


Figure 1. An overview of Psychology and Cognition Enabled Automated Driving Systems.

A. Driver Agent

Traditional perception modules are typically limited to low-level tasks such as object detection, classification, and tracking. These modules may misinterpret scenes and fail to capture the semantic relationships and interactions among objects [34]. The driver agent addresses this limitation by enabling high-level scene understanding—such as the effects of weather on driving behavior and the interactions among traffic participants—through semantic information extraction and commonsense reasoning. It receives front-view and BEV images (I_{front}, I_{bev}) from the AV perception module (Section II-D). Guided by a system prompt S^{driver} and CoT prompting C^{driver} , the driver agent follows a step-by-step reasoning process that includes extracting environmental conditions such as weather and road type, identifying traffic control elements like traffic lights state, traffic signs content, and work zones, and analyzing traffic participants and obstacles by determining their types, positions, and intentions.

Beyond semantic interpretation, the driver agent associates the high-level insights with corresponding perception analytics from the perception module (O^p) and enriches it with quantitative attributes such as distance, velocity, and lane ID to facilitate context-aware decision-making. The resulting structured output Y includes environmental conditions E , traffic control information T , traffic participants and obstacles information O , ego vehicle state Ego , and a scene description D , as shown in the equation below. This comprehensive scene understanding is passed to the coordinator.

$$Y = \{E, T, O, Ego, D\} = F_{driver}(I_{front}, I_{bev}, O^p; S^{driver}, C^{driver})$$

Detailed descriptions of each input and output component are provided in Appendix Table 1, and the CoT prompting process is illustrated in Figure 2.

B. Psychologist

The psychologist agent analyzes both the occupant's passive psychological state and active cognitive instructions by processing multimodal inputs, including EEG signals EEG , heart rate HR , facial expression images I_{face} , and verbal commands Ver . Guided by the system prompt S^{psy} and CoT prompting C^{psy} , the psychologist agent follows a step-by-step reasoning process to interpret these signals and synthesize a comprehensive understanding of the occupant's state and needs. The resulting output is denoted by $R = \{state, instr\}$, which is delivered to the coordinator for human-centric decision-making. The overall process is illustrated in Figure 2.

$$R = \{state, instr\} = F_{psy}(EEG, HR, I_{face}, Ver; S^{psy}, C^{psy})$$

Detailed descriptions of the input components EEG, HR, I_{face}, Ver are provided in Appendix-Table 1.

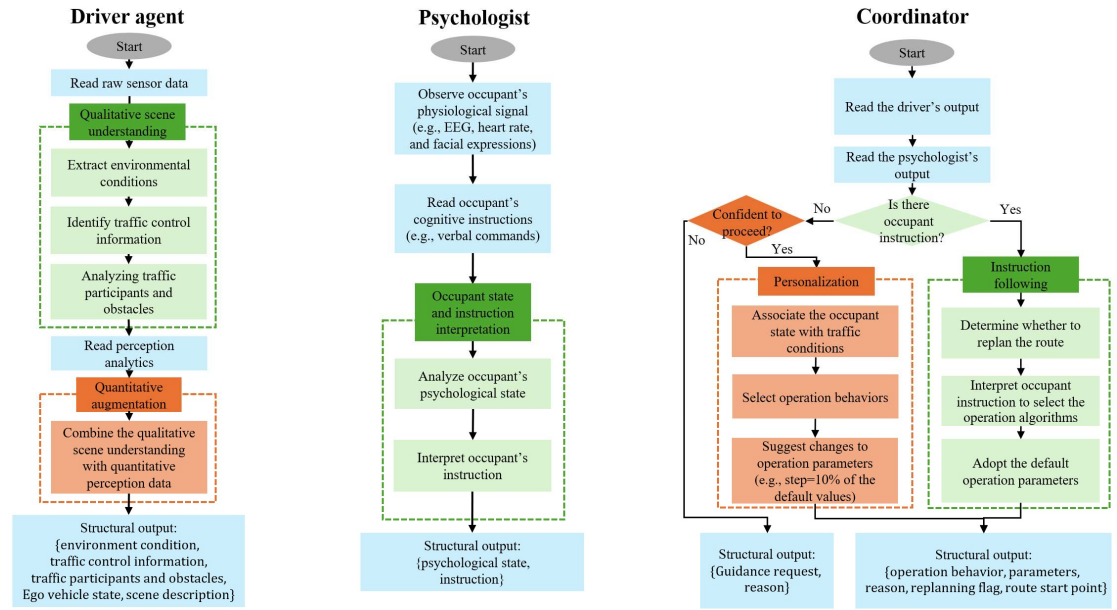


Figure 2. A schematic illustration of the reasoning processes of the three agents guided by the designed CoT prompting.

C. Coordinator

The coordinator is guided by the system prompt S^{coord} and CoT prompting C^{coord} , which define its responsibilities and outline the sequential procedures for decision-making. It prioritizes driving safety first, followed by personalization to accommodate the occupant's preferences.

The coordinator reads the augmented traffic semantic information Y provided by the driver agent and references the psychologist's occupant report R . If no explicit occupant instruction is available, the coordinator interprets the occupant's state to select an appropriate operation behavior (a) from the vehicle motion planning module (Section II-D) and sets the corresponding operation parameters (θ^*). When an occupant instruction is available, the coordinator enters instruction-following mode. It first determines whether route replanning is necessary. Then, using the instruction along with the augmented traffic semantic information Y , the coordinator selects an appropriate operation behavior. If

the instruction does not specify parameter values, the coordinator applies the default parameters associated with the selected behavior. Otherwise, the parameters are inferred from the instruction. If route replanning is needed, the coordinator generates a replanning flag (δ , binary) and specifies a new route start point (P_{start}) based on the map M , then passes both to the vehicle route planning module. In addition, in cases where no instruction is available and the coordinator either lacks sufficient information or cannot generate a reasonable decision, it proactively requests guidance from the occupant, providing both the guidance request and a brief explanation of the underlying uncertainty. The overall decision-making workflow of the coordinator is illustrated in Figure 2.

$$N = \{a, \theta^*, r, \delta, P_{start}\} = F_{coord}(Y, R, M; S^{coord}, C^{coord}, A_{lib})$$

Here, N represents the coordinator's structured output, F_{coord} denotes the coordinator's reasoning process, $a \in A_{lib}$ is the selected operation behavior from the behavior library A_{lib} , offered by vehicle motion planning module, and r is the explanation for the selected decision.

D. Autonomous vehicle framework

Existing AV frameworks consist of a set of foundational modules that operate in coordination to enable autonomous driving. PACE-ADS directly interfaces with the following modules.

Perception module. Although the driver agent is capable of extracting object-level traffic semantics and generating scene descriptions from images, these outputs are inherently qualitative. To ensure the safety and reliability of the coordinator's decision-making, precise quantitative data remains essential. To support this need, our system interfaces with a standard perception module commonly found in existing AV frameworks. This module supplies three types of data to the driver agent: RGB images, object-level measurements, and ego vehicle state information. The RGB images include both front-view and BEV perspectives (I_{front}, I_{bev}). These images may be captured directly from onboard cameras or generated via sensor fusion and BEV map construction pipelines [35], depending on the specific AV system architecture. The object measurement data O^p includes information for each surrounding object i : its class or identifier, relative distance, velocity, and spatial location $O_i^p = \{name, dist, v, loc\}$. The ego vehicle state data includes the velocity and spatial location $Ego = \{v, loc\}$, as detailed in Appendix-Table 1.

Route planning module. This module is responsible for computing the shortest route from the starting point to the destination. It begins by retrieving the road topology from the high definition map data and then applies the route planning algorithm, such as utilizing A* algorithm with Euclidean distance as the heuristic function to compute the global route. This route consists of a series of waypoints that guide the ego vehicle to its destination. We encapsulate the route planning function as an API, enabling the coordinator to invoke it dynamically when needed. The API accepts two parameters: a replanning flag δ and a new route start point P_{start} . The data transmitted from the route planning module to the coordinator includes the ego vehicle's current lane, adjacent lanes, and the set of available waypoints located ahead of the vehicle on these lanes, as outlined in M of Appendix-Table 1.

Motion planning module. This module is responsible for generating the vehicle's behavior and trajectory along the assigned global route. It manages driving decisions such as lane

changes, car-following, and stopping at stop lines. To perform this function, it receives the global route and map data from the route planning module, and integrates environmental perception and ego vehicle state information from the perception module. The motion planning module continuously evaluates the surrounding environment and the vehicle’s current state to make behavior-level decisions. Once a behavior is selected, it chooses a suitable trajectory planning algorithm to compute a local trajectory that is both safe and compliant with traffic regulations. The generated trajectory consists of a series of waypoints, each paired with an expected vehicle speed. Each supported driving behavior is documented with a functional description and a set of configurable parameters. These are compiled into a behavior library, denoted A_{lib} , which is shared with the coordinator to enable behavior selection and parameter tuning. By default, the motion planning module operates using its internal decision rules when no external instruction is provided. However, when the coordinator issues an instruction (specifying the desired behavior a and associated parameters θ^*) and safety conditions allow, the module will follow the specified behavior.

Control Module. The control module is responsible for executing the planned trajectory by generating low-level control commands, such as steering angle, throttle, and braking. It takes the local trajectory produced by the motion planning module—consisting of waypoints and corresponding target speeds—and computes real-time control signals that guide the ego vehicle along the trajectory with stability and precision. The module continuously monitors the vehicle’s current state, including position, orientation, and speed, and applies feedback control algorithms (e.g., PID, MPC) to minimize deviations from the reference path. By ensuring accurate tracking of the planned motion, the control module plays a critical role in maintaining safety, comfort, and responsiveness in dynamic driving environments.

III. Experiment

In this section, we design a variety of scenarios to evaluate whether PACE-ADS can successfully adapt its driving behavior based on the occupant’s state to provide a comfortable and personalized riding experience (Section III-C). Additionally, we evaluate the system’s ability to assist an immobilized AV either by following verbal instructions from the occupant or through independent reasoning by the foundation model agents (Section III-D).

A. Implementation Details

All three agents in PACE-ADS are built on GPT-4o-2024-08-06 [], which is equipped with multimodal processing capabilities, enabling the understanding and analysis of diverse input types such as images and text. The model also supports structured output, facilitating seamless interaction and integration with existing AV modules. Each agent is encapsulated as a ROS2 [] node and connected to the CARLA server through the carla-ros-bridge, forming an efficient closed-loop simulation platform for system validation and testing.

We build upon the Behavior Agent provided by the CARLA [], which integrates key components including the perception module, route planning module, and control module. Specifically, we enhance the perception module by equipping it with multiple sensors,

including a front-view RGB camera, a top-down RGB camera, an Inertial Measurement Unit (IMU), a Global Navigation Satellite System (GNSS), and a speedometer. These sensors enable the collection of comprehensive ego vehicle status and surrounding environmental data within the CARLA simulation environment. The route planning module in Behavior Agent generates a global route between a specified starting point and a target destination using the A* planning algorithm []. During planning, the module automatically maps the specified start and destination positions to their nearest road waypoints. It supports route replanning functionality—when only a new start point is provided, it recomputes the route using the existing destination. The resulting global route is represented as an ordered sequence of waypoints along the road network, providing high-level navigation guidance for downstream modules. The control module unifies motion planning and low-level control. It interprets perception inputs and vehicle state information to determine appropriate driving behaviors and executes the corresponding control commands. This enables the vehicle to follow the global route while avoiding obstacles and interacting with traffic signals and other dynamic agents. Lane keeping is controlled using PID algorithms for lateral steering. Car-following, stopping, and cruising behaviors rely on the Intelligent Driver Model (IDM) [] for longitudinal control. Lane changing is achieved using separate PID controllers for both lateral and longitudinal directions, with parameters tuned to ensure smooth and stable maneuvers in diverse traffic scenarios.

B. Occupant data

We used the publicly available Emognition dataset [] to provide the passive psychological signals required by the psychologist agent. The dataset includes EEG signals, heart rate data, and facial expression images collected from 43 participants, along with corresponding emotion annotations. To simulate evolving psychological states during a ride, we selected representative samples from a single participant corresponding to five labeled states: very impatient, impatient, relaxed, anxious, and very anxious. These samples were combined across different test scenarios to emulate realistic within-trip changes in occupant state.

It is important to emphasize that our intent is not to define a new fixed set of driver or passenger types. Prior work often categorizes human behavior into a small, discrete set of styles—such as aggressive, neutral, or conservative—but such typologies implicitly treat human intent and emotional state as static. In contrast, our framework assumes that psychological states are inherently dynamic and continuous, and thus cannot be meaningfully reduced to a small number of fixed profiles. The five labels used in our study are not meant to extend or refine existing taxonomies, nor do they represent an exhaustive classification. Rather, they serve as interpretive tools that allow us to evaluate and communicate how PACE-ADS adapts its behavior in response to changing psychological inputs.

While EEG signals, heart rate data, and facial expression images are directly fed to the psychologist agent, verbal inputs from the occupant are first transcribed using Whisper [], a speech-to-text model.

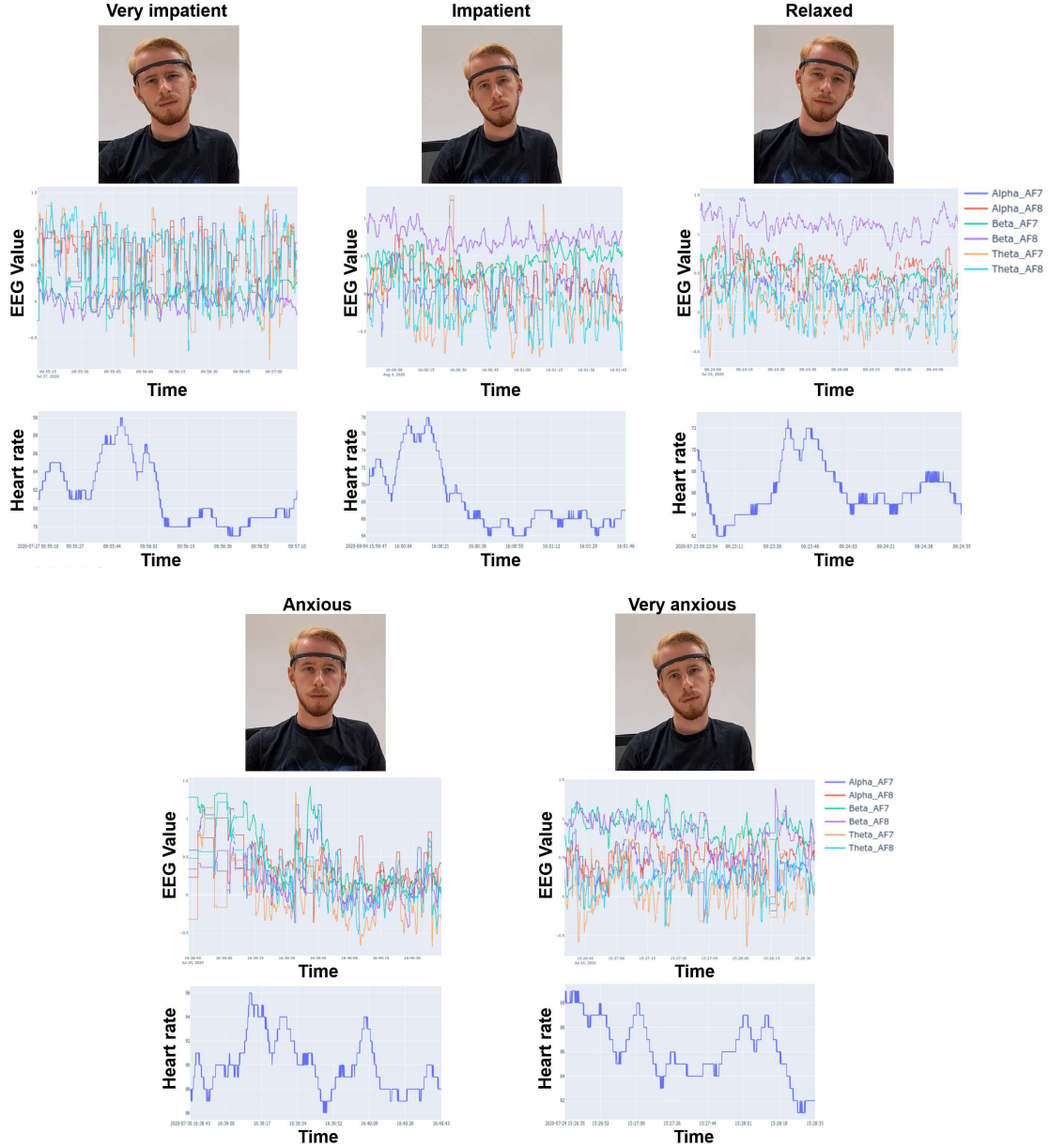


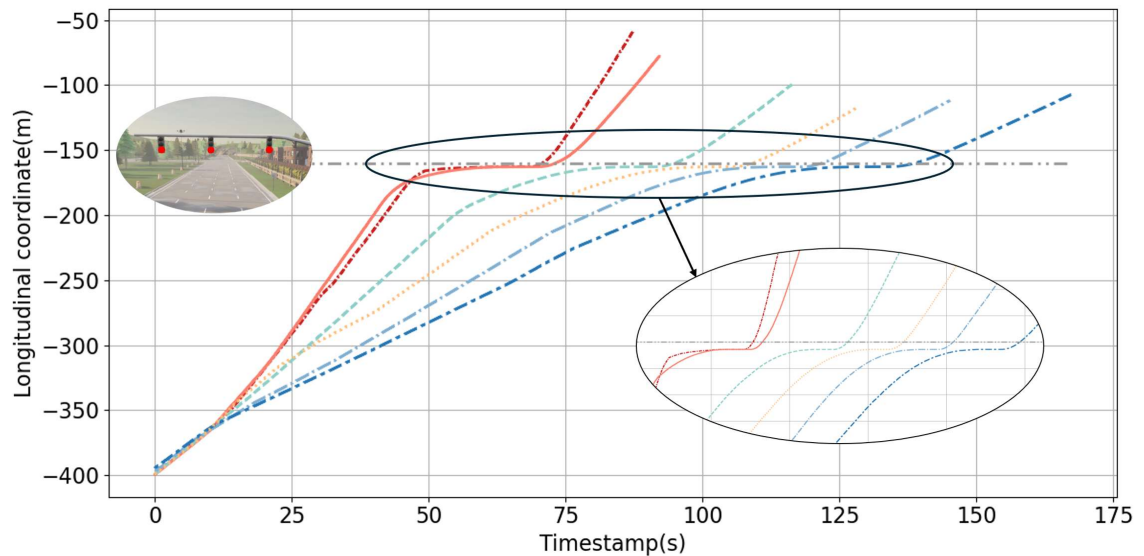
Figure 3. Multimodal psychological signals representing different psychological states of the same individual.

C. Personalization Tests

To evaluate the performance of PACE-ADS in personalizing autonomous rides, we design four scenarios: response to a traffic signal, pedestrian interaction, work zone navigation, and car-following. In each scenario, we simulate dynamic shifts in the occupant’s psychological state by combining multimodal samples representing very impatient, impatient, relaxed, anxious, and very anxious states from the same individual across different test runs. While some test runs reflect realistic fluctuations in passenger state, others are deliberately designed to be more dramatic to rigorously test the system’s adaptability. This setup allows us to evaluate whether PACE-ADS can accurately perceive and respond to a wide range of psychological cues.

Response to a traffic signal. In this scenario, the ego vehicle starts at 40 km/h, approaching a red traffic light approximately 350 meters ahead. Once the vehicle comes to a complete stop, the signal immediately turns green, prompting the vehicle to resume driving. To evaluate the system's ability to balance occupant preferences with safety requirements, a maximum speed limit of 60 km/h is imposed. After the vehicle's front camera detects the red light, we inject psychological signals representing different emotional states (e.g., very impatient, anxious) to simulate how an occupant might respond when the AV's behavior does not align with their expectations. When the AV's behavior aligns, signals corresponding to a relaxed state are injected, reflecting the restoration of occupant comfort once the behavior meets their preferences.

In test run 3, relaxed signals are injected throughout the scenario to serve as a benchmark, representing an occupant consistently satisfied with the AV's performance. The system's behavioral adaptation in response to other psychological states across the other test runs is evaluated.



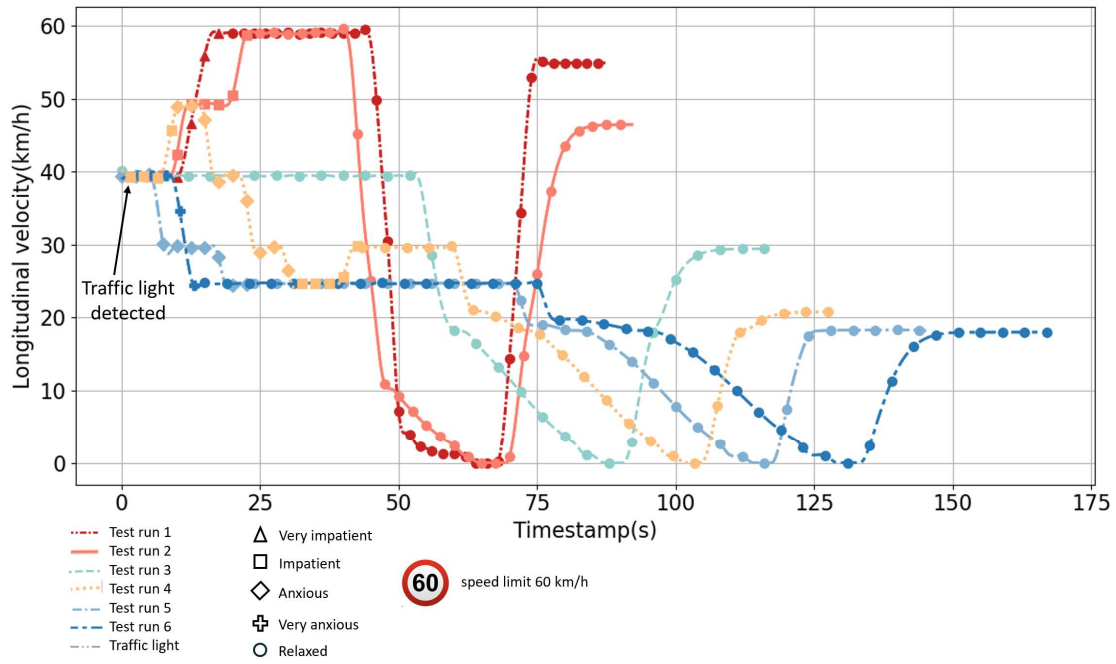


Figure 4. Traffic light interaction experiment results.

The experimental results, illustrated in Figure 4, show that across different test runs, PACE-ADS successfully recognizes the occupant's psychological state and responds with appropriate adjustments to driving behavior and control parameters. The system modifies cruising speed, deceleration timing, deceleration rate, and acceleration in a manner tailored to the occupant's state, enhancing comfort and delivering a personalized riding experience.

In the impatient condition (test run 2), the system determines that the vehicle is still a considerable distance from the red light and infers that the occupant's impatience stems from dissatisfaction with the current speed. In response, PACE-ADS gradually increases the cruising speed to 50 km/h. When it detects continued impatience, it further raises the speed to 60 km/h. In contrast, under the very impatient condition (test run 1), the system observes a stronger emotional response and immediately accelerates to the maximum allowed speed of 60 km/h to promptly address the discomfort. In both cases, the vehicle remains within the posted speed limit, ensuring regulatory compliance while providing a responsive and personalized experience. For the anxious and very anxious conditions (test runs 5 and 6), the system adopts a comparable strategy in the opposite direction. It gradually reduces the cruising speed to address the occupant's heightened discomfort and enhance their sense of safety.

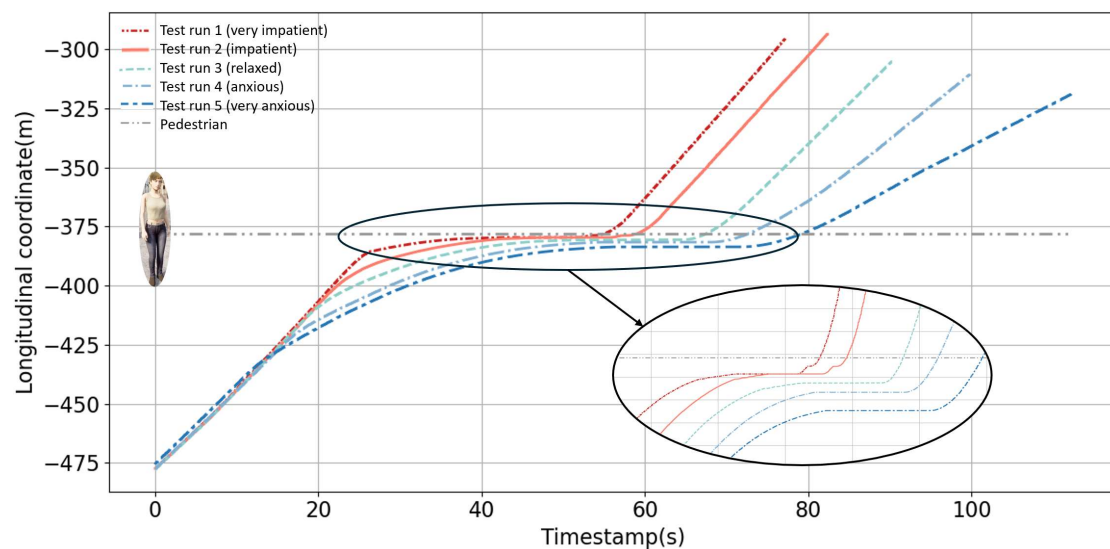
During the red light interaction phase, PACE-ADS tailors its deceleration behavior based on previously observed emotional states. For occupants exhibiting very impatient or impatient states (test runs 1 and 2), the system infers a strong preference for maintaining speed and selects the latest possible deceleration point, applying a relatively high deceleration rate to ensure safety while aligning with the occupant's preferences. Conversely, for occupants in anxious or very anxious states (test runs 5 and 6), the system chooses an earlier and more gradual deceleration to enhance comfort

and reduce perceived stress. In the restart phase, the system uses memory of prior emotional states to inform acceleration. For very impatient and impatient occupants, it applies higher acceleration rates (3 m/s^2 and 2.5 m/s^2 , respectively) and resumes at elevated cruising speeds (55 km/h and 45 km/h). For very anxious and anxious occupants, it selects a lower acceleration rate (1 m/s^2) and a more conservative cruising speed (20 km/h), aligning with their comfort needs.

Additionally, in test run 4, where the occupant's psychological state changes frequently, PACE-ADS promptly recognizes each shift and adapts its driving behavior accordingly. This responsiveness helps maintain occupant comfort by continuously aligning vehicle behavior with the occupant's evolving preferences.

Pedestrian interaction. In this scenario, the ego vehicle cruises at 40 km/h . A pedestrian stands approximately 100 meters ahead on the left side of the road. The pedestrian begins to cross after the vehicle decelerates and comes to a complete stop. Once the pedestrian clears the conflict zone, the ego vehicle resumes driving.

We conduct five test runs, each involving the injection of different psychological signals upon pedestrian detection to simulate the occupant's emotional state. The test conditions are as follows: Test run 1 (very impatient), Test run 2 (impatient), Test run 3 (relaxed), Test run 4 (anxious), and Test run 5 (very anxious). Test run 3 serves as the benchmark for evaluating PACE-ADS's adaptive behavior under varying emotional conditions.



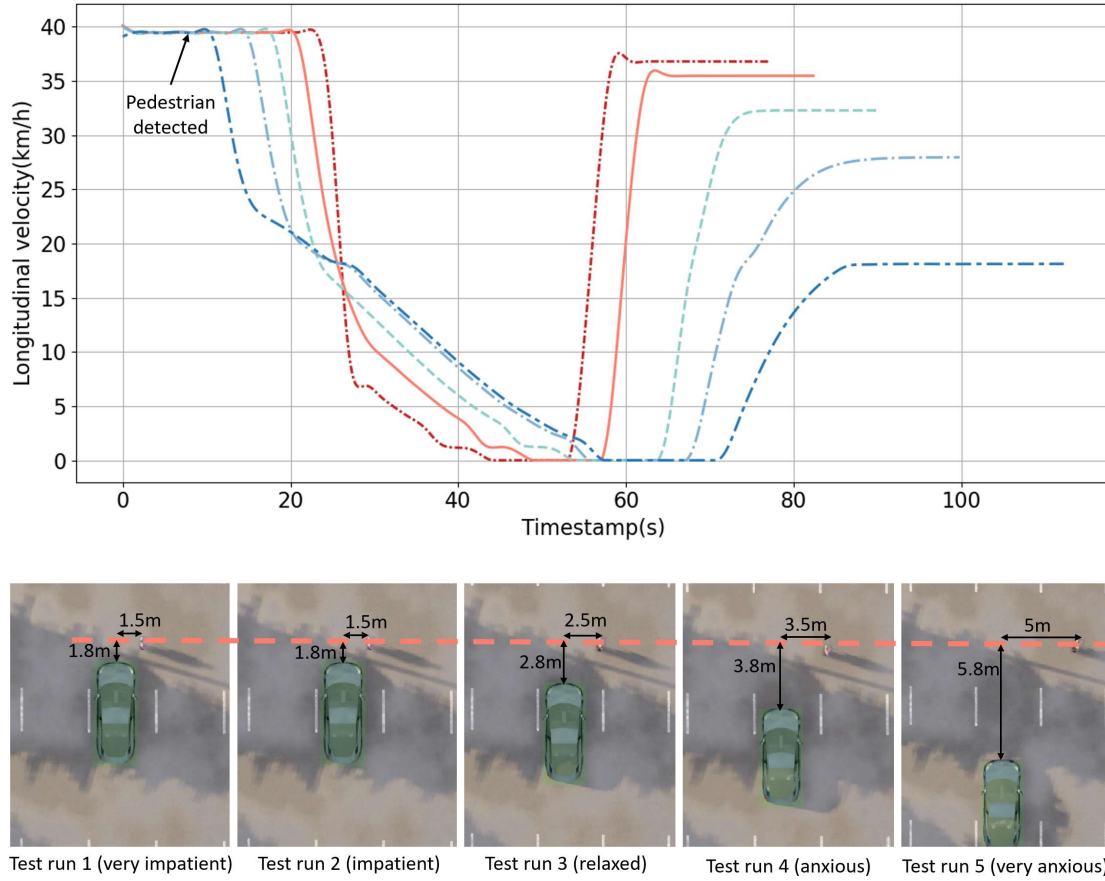


Figure 5. Pedestrian encounter experiment results.

Upon pedestrian detection, the timing of switching to the stop algorithm varies based on the occupant's emotional state. The system initiates stopping earlier for more anxious occupants and later for impatient ones. The sequence of switching time, from earliest to latest, is: very anxious > anxious > relaxed > impatient > very impatient. Correspondingly, deceleration rates reflect the level of urgency or caution associated with each emotional state. Impatient occupants prompt sharper deceleration, while anxious occupants lead to more gradual braking to enhance comfort.

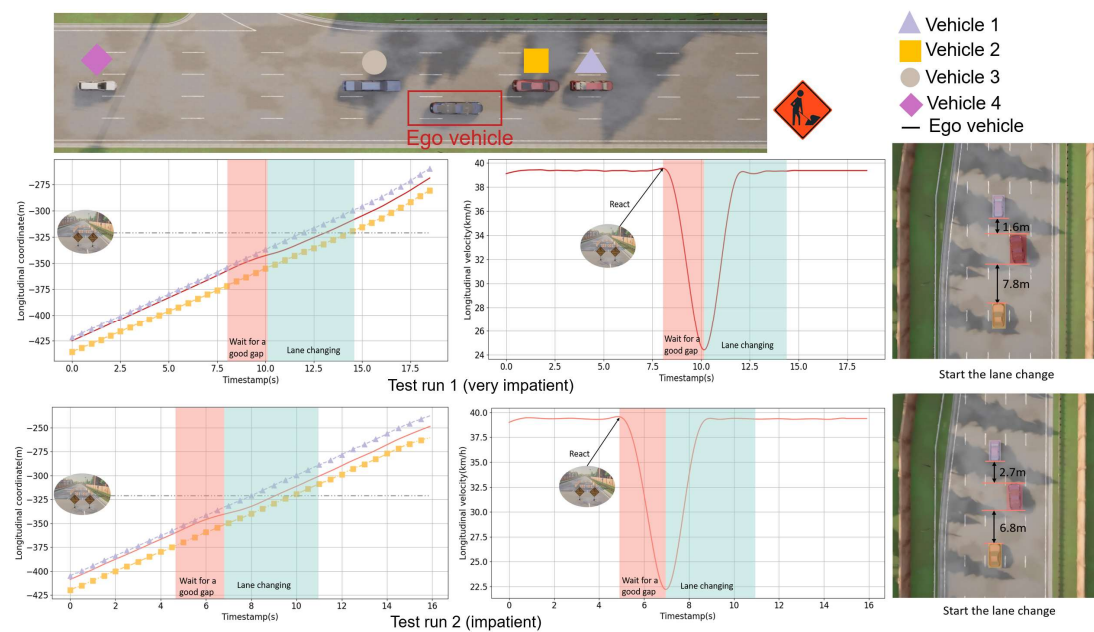
The stopping distance between the vehicle and the pedestrian also varies with emotional state. In Test runs 1 and 2 (very impatient and impatient), the vehicle stops closest to the pedestrian at 1.8 meters. In contrast, in Test run 5 (very anxious), the vehicle maintains a larger buffer of 5.8 meters, indicating that PACE-ADS adopts a more conservative stopping strategy under higher anxiety.

Restart timing after the pedestrian clears the path further demonstrates this personalized adaptation. In the impatient cases (Test runs 1 and 2), the vehicle resumes motion when the pedestrian is just 1.5 meters laterally away. In the very anxious case (Test run 5), the vehicle waits until the pedestrian moves more than 5 meters away. Finally, both the acceleration profile during restart and the chosen cruising speed align with the

occupant's emotional state, confirming the system's ability to personalize behavior for comfort and perceived safety.

Restart timing after pedestrian clears the path further supports this personalized adaptation. In the impatient cases (Test runs 1 and 2), the vehicle resumes motion when the pedestrian is just 1.5 meters laterally away. In the very anxious case (Test run 5), the vehicle waits until the pedestrian moves more than 5 meters away. Lastly, both the acceleration profile during restart and the chosen cruising speed align with the occupant's emotional state, reflecting the system's ability to personalize behavior for comfort and perceived safety.

Work zone navigation. In this scenario, a work zone was placed 90 meters ahead in the AV's current lane, prompting the vehicle to initiate a lane change to the left. Multiple vehicles are randomly positioned in the adjacent left lane, with varying gaps between them. At the start of the scenario, both the AV and surrounding vehicles travel at a constant speed of 40 km/h. We conduct five test runs, each with injected psychological signals representing the occupant's emotional state. The test conditions are as follows: Test run 1 (very impatient), Test run 2 (impatient), Test run 3 (relaxed), Test run 4 (anxious), and Test run 5 (very anxious). Test run 3 serves as the benchmark for evaluating the system's adaptive behavior under varying emotional conditions.



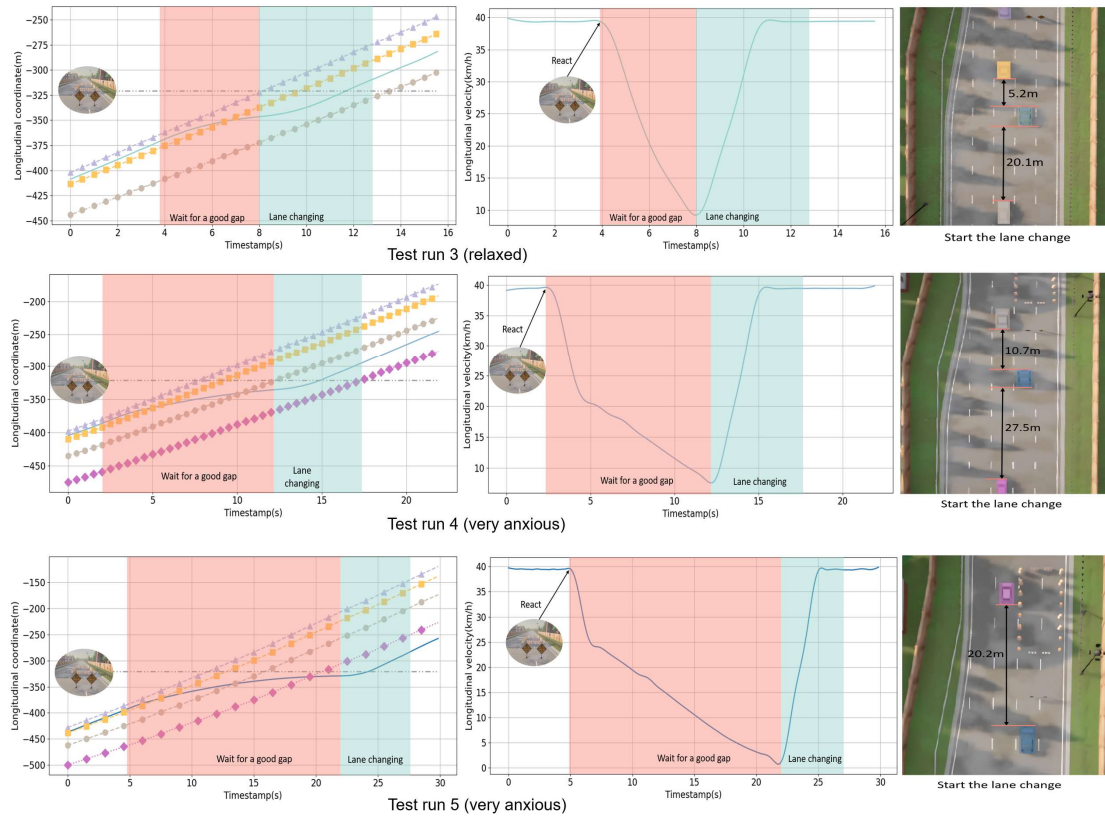


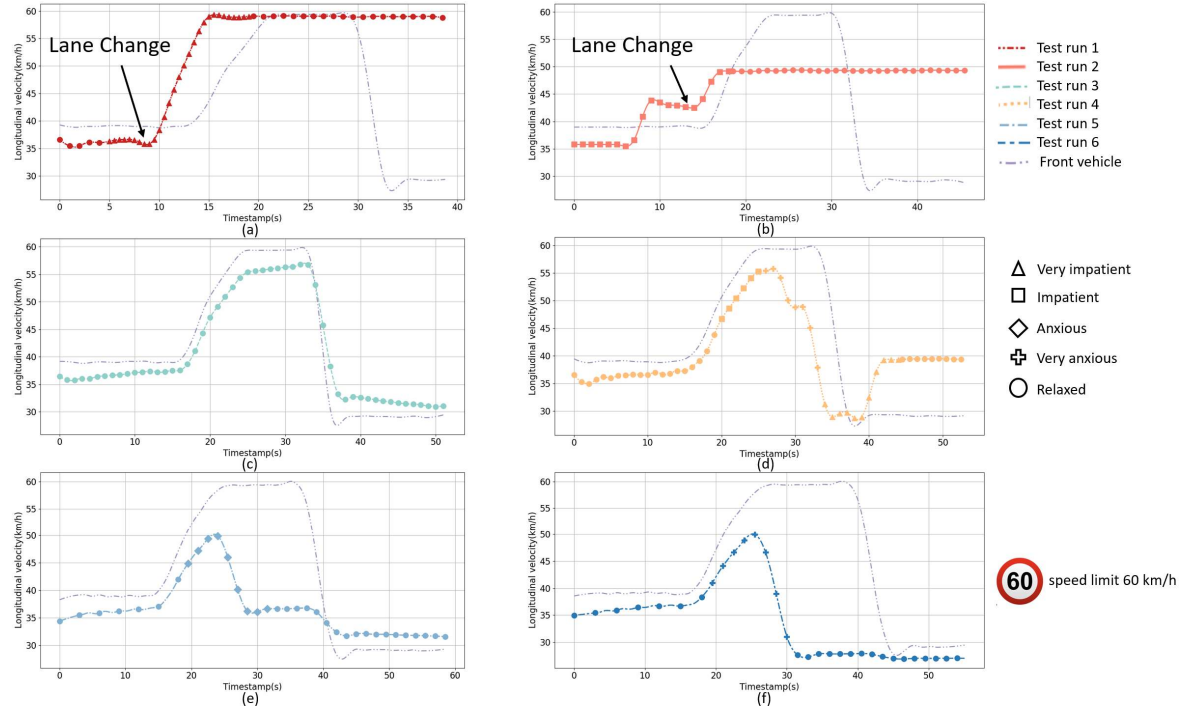
Figure 6. Work zone navigation experiment results.

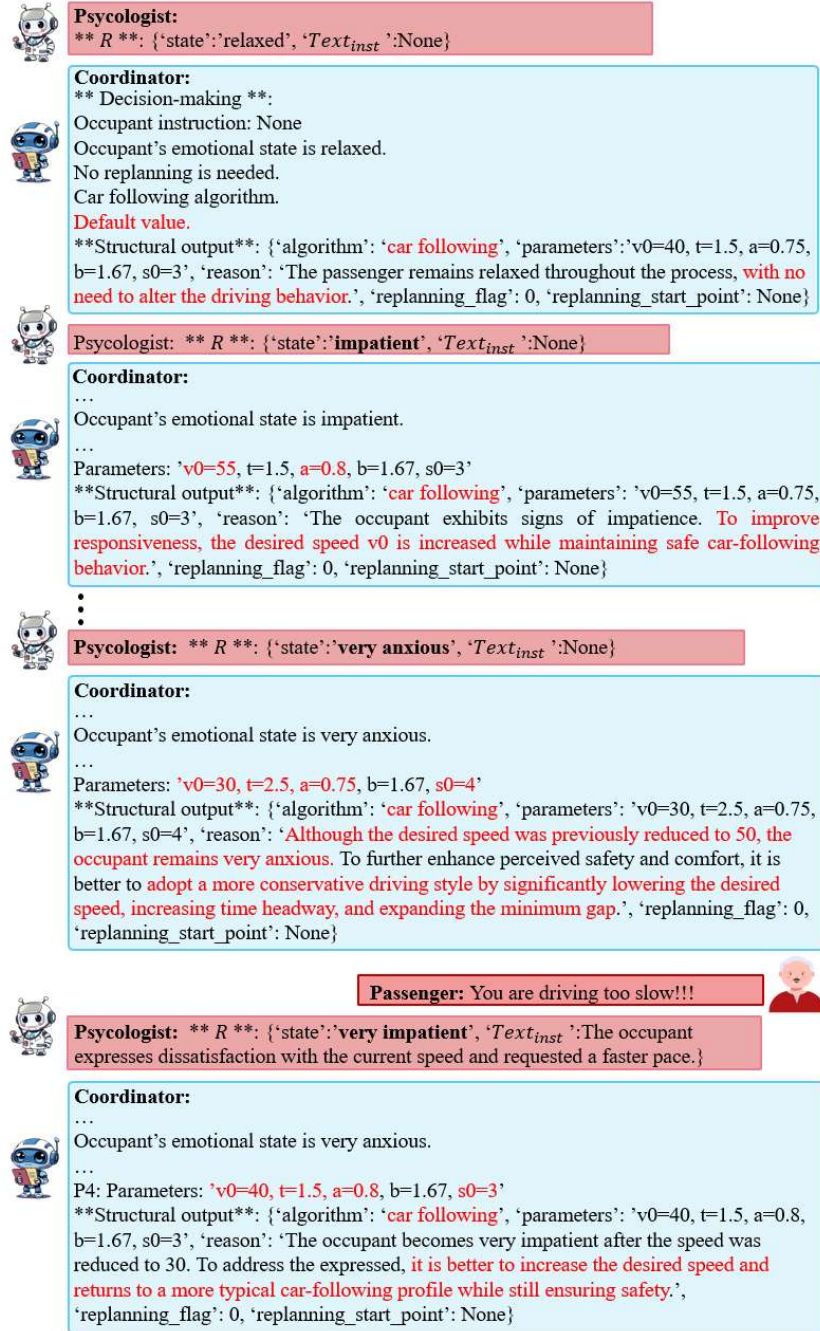
Figure 6 highlights how PACE-ADS adapts its lane-changing behavior in response to the occupant's psychological state. When the occupant is very impatient (Test run 1), the AV initiates the lane change earliest, performing a quick and assertive maneuver into a relatively small gap while maintaining higher speeds throughout. In the impatient condition (Test run 2), the behavior remains proactive but is slightly more moderated. In both runs, the AV accepts the first available gap in the left lane between vehicle 1 and vehicle 2. In contrast, for the relaxed condition (Test run 3), the AV selects a slightly longer gap between vehicle 2 and vehicle 3, resulting in a more measured and comfortable maneuver. In the anxious case (Test run 4), the vehicle waits for an even larger gap before vehicle 4, and in the very anxious case (Test run 5), the AV delays the lane change until all four vehicles have passed, ensuring the largest possible gap before initiating the maneuver. These increasingly conservative decisions are also accompanied by earlier and smoother deceleration profiles.

The timing of this transition and the deceleration rate varied depending on the occupant's emotional state. When the occupant's state was identified as very impatient or impatient, the system attempted to maintain the original speed for as long as safety allowed, initiating deceleration with a relatively high deceleration rate. In contrast, for occupant with anxious or very anxious feeling, the system opted for earlier deceleration and lane-changing maneuvers to avoid the work zone more conservatively.

Car following. In this scenario, the lead vehicle follows a predefined speed profile: it initially travels at 40 km/h, then accelerates to 60 km/h, and finally decelerates to 30 km/h. This speed

pattern is designed to simulate realistic traffic oscillation dynamics involving. Test run 3, in which the occupant remains in a relaxed state throughout the scenario, serves as the benchmark for evaluating the system's default behavior. In contrast, the other five test runs are injected with varying psychological signals representing different emotional states. We observe how PACE-ADS adjusts the ego vehicle's longitudinal behavior in response to both changes in the lead vehicle's speed and the occupant's emotional state.





(g)

Figure 7. Car following experiment results.

In Fig. 7(c), when the occupant remains in a relaxed state throughout the scenario, PACE-ADS maintains its car following behavior, using the default parameters of the IDM to continuously track the lead vehicle. In contrast, Fig. 7(a) shows that when the occupant is detected as very impatient early in the scenario, the system switches from car following to a lane changing maneuver to promptly address the perceived urgency. It selects an adjacent lane with no surrounding traffic in proximity and accelerates rapidly to the maximum safe speed of 60 km/h. Once the occupant's state returns to relaxed, the system continues to maintain the 60 km/h cruising speed. In Fig. 7(b), when the occupant is in an impatient state, PACE-ADS first

attempts to address the discomfort by increasing the following speed to 45 km/h while monitoring for further changes in the occupant's state. When it detects continued dissatisfaction, the system initiates a lane change. After successfully changing lanes, the vehicle accelerates to 50 km/h. Upon observing that the occupant becomes relaxed, the system stabilizes at that cruising speed.

In Figs. 7(e) and 7(f), the occupants become anxious and very anxious, respectively, in response to the vehicle accelerating while following the lead car. In both cases, PACE-ADS adjusts its behavior by reducing speed to restore occupant comfort. In the anxious case (Fig. 7e), the system performs a gradual deceleration—first returning to the initial following speed of 35 km/h, then further reducing to 25 km/h—demonstrating a progressive response aligned with the occupant's emotional state. In contrast, for the very anxious occupant (Fig. 7f), the system reacts more decisively, immediately reducing speed to 25 km/h. Once the occupant transitions to a relaxed state, the vehicle maintains the adjusted speed, prioritizing steady and comfortable operation.

Notably, during the entire deceleration process, the PACE-ADS employs a lane keeping behavior to ensure stable operation. As the lead vehicle decelerates to 30 km/h and the AV closes the gap, the system automatically transitions from lane keeping to car following behavior, selecting the following speed that remains comfortable for the occupant.

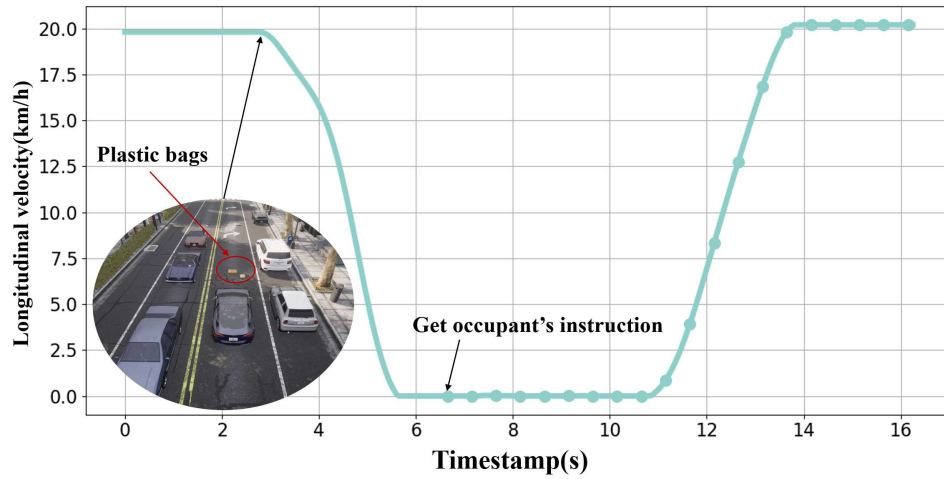
In Fig. 7(d), the occupant exhibits frequent changes in emotional state, and PACE-ADS continuously adjusts the vehicle's behavior to align with these dynamic shifts. Notably, when the lead vehicle decelerates to 30 km/h and the occupant becomes very impatient, the system does not initiate an immediate lane change, as observed in Fig. 7(a). Instead, it chooses to accelerate to 40 km/h while remaining in the current lane. This decision reflects the system's assessment that the gap to the lead vehicle is sufficiently large, making it safe to accelerate while still addressing the occupant's desire for a more assertive driving response. The underlying reasoning and decision-making process of PACE-ADS in this scenario is detailed in Fig. 7(g).

D. Immobilization Recovery

In this section, we design three scenarios to evaluate how PACE-ADS assists an immobilized autonomous vehicle by selecting appropriate driving behaviors based on either occupant instructions or through self-reasoning to enable effective recovery and maintain traffic efficiency and safety.

Static obstacles scenario. In this scenario, the ego AV drives along a street in CARLA's city map, with several vehicles parked along the right shoulder. Approximately 5.3 meters ahead, two plastic bags are detected directly in the AV's lane. Upon recognizing the obstacle, PACE-ADS initiates a stop behavior to avoid a potential collision. As shown by the green curve without markers in Figure 8, the AV decelerates gradually from 20 km/h to a complete stop. The driver agent correctly identifies the objects as plastic bags. However, due to insufficient information about their size and rigidity, the coordinator cannot determine whether the bags

can be safely driven over. To prioritize safety, it conservatively treats the bags as a potential hazard and halts the AV. The coordinator then communicates the reason for stopping to the passenger. After the passenger confirms that the bags are empty and pose no danger, PACE-ADS overrides the initial stop behavior and resumes cruising at 20 km/h. This updated decision enables the AV to continue past the obstacle without performing a lane change. The resulting trajectory, showing resumed movement, is indicated by the green curve with markers in Figure 8.



(a) AV's longitudinal velocity profile

Observation



Driver agent:

****E**:** Environmental conditions: {'weather': 'sunny', 'road type': 'city'}
****T_{agent}**:** {'traffic light': None, 'traffic sign': None, 'work zone': None}
****O_{agent}**:**

Vehicles list: {'black': [0, 20.2, 1], 'white': [0, 5.3, 1], 'gray': [0, 1.1, 1],
'blue': [0, 3.4, -1]}, 'red': [0, 11.5, -1]}

Pedestrians list: None

Obstacles list: {'bag1': [0, 5.3, 0], 'bag2': [0, 5.3, 0]}

****Ego**:** {'ego': [0, 0, 36]}

****D**:** The scene takes place on a sunny city street with no traffic lights, signs, or construction. Two stationary bags are detected approximately 5.3 meters ahead in the ego lane, potentially blocking the path. Several nearby vehicles are also stationary, but they do not directly obstruct the ego vehicle. The primary factor influencing the driving decision is whether the bags can be safely passed.



Route and motion planning modules:

****Road map info**:** {'-2': [32, 36, 40], '-1': [33, 37, 41], '0': [34, 38, 42], '1': [35, 39, 43]}
****Available behavior**:** [cruise, car follow, stop, lane change]

Coordinator:

****Decision-making**:**

A1: No occupant instruction.

P1: Occupant's emotional state is relaxed.

P2: No replanning is needed.

P3: Stop algorithm

P4: Default value.

****Structural output**:**

{'algorithm': 'stop', 'parameters': 'brake=0.5', 'reason': 'Not sure the detected bags can be safely passed or not.', 'replanning_flag': 0, 'replanning_start_point': None}



Passenger: The bags are empty, keep driving.



Psychologist:

****R**:** {'state': 'relaxed', 'preference': None}

****Text_{inst}**:** 'The bags are empty, keep driving.'



Coordinator:

****Decision-making**:**

A1: Occupant instruction: 'The bags are empty, keep driving.'

P1: Occupant's emotional state is relaxed.

P2: No replanning is needed.

P3: Lane keeping algorithm

P4: Default value.

****Structural output**:** {'algorithm': 'lane keeping', 'parameters': 'v0=20', 'reason': 'It's safe to drive over the detected bags.', 'replanning_flag': 0, 'replanning_start_point': None}



(b) PACE-ADS reasoning outputs.

Figure 8. Static obstacle experiment results.

Roundabout scenario. In this scenario, the AV system's route planning module generates a path that continuously loops around a roundabout, simulating an immobilization case similar to the Waymo Robotaxi incident. This behavior is illustrated by the green curve without markers in Figure 9. PACE-ADS observes that there are no traffic lights, signs, or other traffic participants in the surrounding environment and therefore does not recognize the vehicle as immobilized.

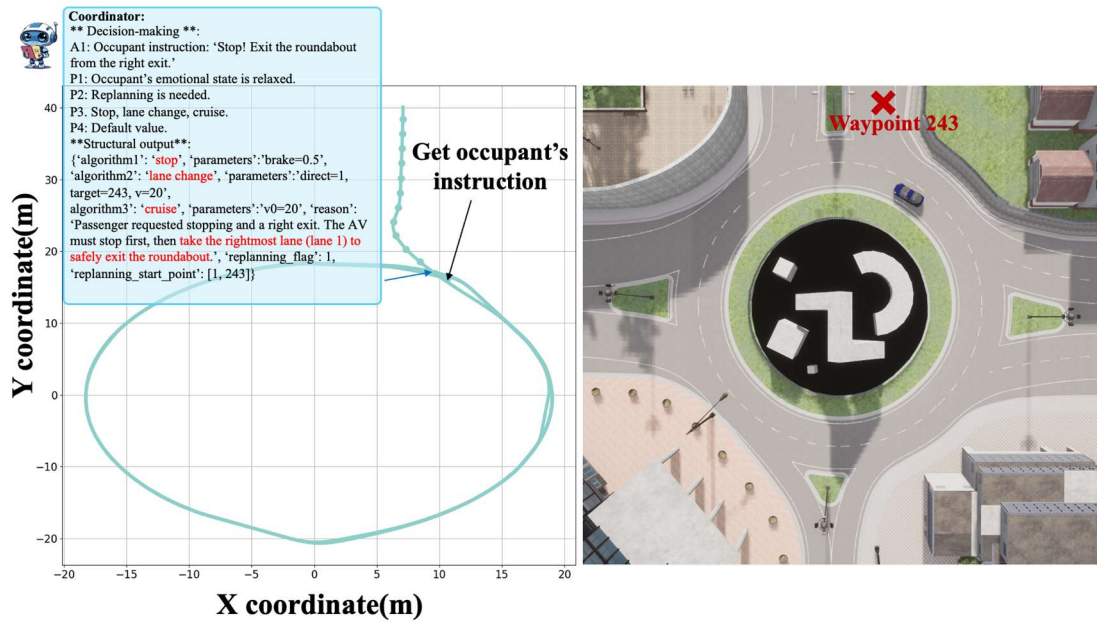


Figure 9. Roundabout experiment results.

After the vehicle completes its fifth loop around the roundabout, passenger guidance is issued to PACE-ADS: “Stop! Exit the roundabout from the right exit.” Upon receiving this instruction, the coordinator re-analyzes the situation and initiates a new decision-making process. It parses the guidance into actionable components and determines that the appropriate response is to stop and perform route replanning. A new target waypoint is selected at point 243 in the rightmost lane (lane 1), marked by the red cross in Figure 9. Following this decision, the AV stops and navigates toward the replanned starting point, as indicated by the green curve with markers in Figure 9. This scenario highlights PACE-ADS’s ability to interpret and respond to human input, enabling recovery in situations where autonomous reasoning alone is insufficient.

Road closure scenario. Next, we design a road closure scenario in which the ego AV travels from the origin (black triangle) to the destination (red cross), as shown in Figure 10. While following the planned route (black dashed curve), the driver agent detects barricades on the roadway, indicating a potential work zone or road closure. Upon further observation, the agent determines that the barricades fully block both the current lane and the adjacent right lanes. Based on this input, the coordinator concludes that a right lane change is infeasible and decides to stop and replan the route.

The coordinator selects waypoint 430 in the left lane (marked by the red triangle) as the new starting point for replanning. The newly generated route to the destination is shown as a red solid line in Figure 10. This scenario demonstrates PACE-ADS’s ability to autonomously interpret environmental cues, assess navigational feasibility, and execute an appropriate recovery maneuver without requiring passenger intervention.

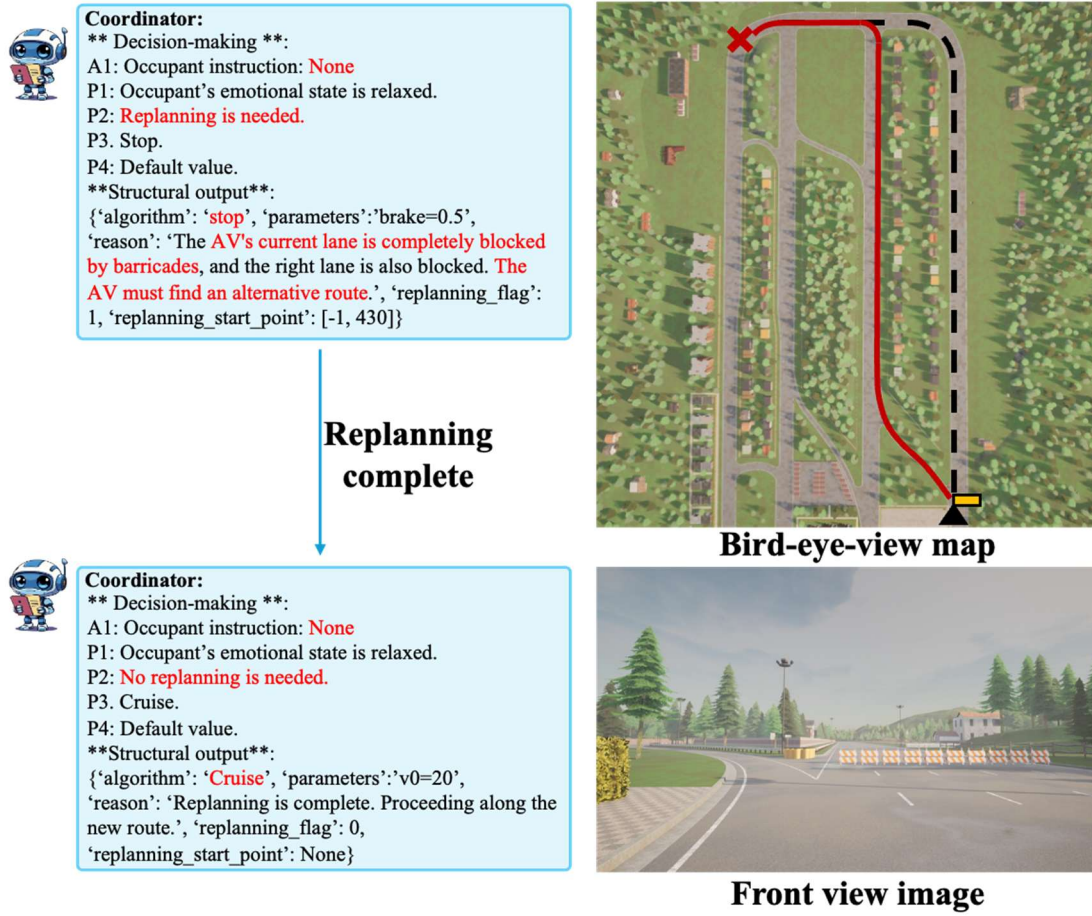


Figure 10. Road closure experiment results.

IV. Conclusion

This study presents PACE-ADS (Psychology and Cognition Enabled Automated Driving Systems), a novel, human-centered autonomy framework that integrates large language models LLMs to enable adaptive, interpretable, and collaborative driving behavior. Unlike conventional automated driving systems that operate with fixed behavioral logic and limited personalization, PACE-ADS leverages multimodal human input—specifically psychological signals and cognitive responses—to infer occupant emotional states and dynamically adjust driving strategies accordingly.

The system is structured around three specialized LLM-based agents, the driver agent, the psychologist, and the coordinator, which collectively perceive, interpret, and act upon both external traffic semantics and internal occupant cues. Our simulation experiments demonstrate that PACE-ADS effectively personalizes driving behaviors across a range of emotional states and situational contexts. The system not only maintains safety and comfort under normal driving conditions but also enables recovery from rare or ambiguous scenarios via either autonomous reasoning or natural language guidance from the occupant. These results highlight the potential of LLM-integrated agentic frameworks to bridge the gap between rigid autonomy and truly human-aware decision-making. By enabling closed-loop interactions between the AV

and its occupants, PACE-ADS lays the groundwork for more trustworthy, accessible, and responsive automated driving experiences.

Future research will explore the integration of real-world psychological sensing devices and the deployment of the framework on physical autonomous vehicle platforms to assess its performance in realistic settings. Both real-time passive psychological signals and post-experiment interviews will be used to evaluate how effectively PACE-ADS personalizes the driving experience and builds public trust.

References

- [1] "Advanced driver-assistance system," Wikipedia, [Online]. Available: https://en.wikipedia.org/wiki/Advanced_driver-assistance_system
- [2] H. Boeriu, "BMW's Highway Assistant Comes in 2nd in TechCrunch's ADAS Test," BMW BLOG, Dec. 28, 2023. [Online]. Available: <https://www.bmwblog.com/2023/12/28/bmw-highway-assistant-adas-test/>
- [3] Strategic Market Research, "Advanced Driver Assistance Systems Market Size, Growth 2030," Strategic Market Research, Jul. 2022. [Online]. Available: <https://www.strategicmarketresearch.com/market-report/adas-market>
- [4] Schrum, M. L., Sumner, E., Gombolay, M. C., & Best, A. (2024). Maveric: A data-driven approach to personalized autonomous driving. *IEEE Transactions on Robotics*, 40, 1952-1965.
- [5] Su, C., Deng, W., He, R., Wu, J., & Jiang, Y. (2018). Personalized adaptive cruise control considering drivers' characteristics (No. 2018-01-0591). *SAE Technical Paper*.
- [6] Han, Z., Zheng, X., Ren, Y., Li, X., & Wang, Q. (2023). Personalized Adaptive Cruise Control with Deep Reinforcement Learning. *Ergonomics In Design*, 77(77).
- [7] Zhu, B., Yan, S., Zhao, J., & Deng, W. (2018). Personalized lane-change assistance system with driver behavior identification. *IEEE Transactions on Vehicular Technology*, 67(11), 10293-10306.
- [8] Wang, Y., Wang, Z., Han, K., Tiwari, P., & Work, D. B. (2022). Gaussian process-based personalized adaptive cruise control. *IEEE Transactions on Intelligent Transportation Systems*, 23(11), 21178-21189.
- [9] Nava, D., Panzani, G., Zampieri, P., & Savaresi, S. M. (2019, October). A personalized Adaptive Cruise Control driving style characterization based on a learning approach. In *2019 IEEE Intelligent Transportation Systems Conference (ITSC)* (pp. 2901-2906). IEEE.
- [10] Gao, B., Cai, K., Qu, T., Hu, Y., & Chen, H. (2020). Personalized adaptive cruise control based on online driving style recognition technology and model predictive control. *IEEE transactions on vehicular technology*, 69(11), 12482-12496.
- [11] Lee, H., & Samuel, S. (2024). Classification of User Preference for Self-Driving Mode and Behaviors of Autonomous Vehicle. *IEEE Transactions on Intelligent Vehicles*.
- [12] Ling, J., Li, J., Tei, K., & Honiden, S. (2021, December). Towards personalized autonomous driving: An emotion preference style adaptation framework. In *2021 IEEE International Conference on Agents (ICA)* (pp. 47-52). IEEE.
- [13] Lillicrap, T. P., Hunt, J. J., Pritzel, A., Heess, N., Erez, T., Tassa, Y., ... & Wierstra, D. (2015). Continuous control with deep reinforcement learning. *arXiv preprint arXiv:1509.02971*.

- [14] Bao, N., Capito, L., Yang, D., Carballo, A., Miyajima, C., & Takeda, K. (2022). Data-driven risk-sensitive control for personalized lane change maneuvers. *IEEE Access*, 10, 36397-36415.
- [15] Chen, X., Zhai, Y., Lu, C., Gong, J., & Wang, G. (2017, June). A learning model for personalized adaptive cruise control. In *2017 IEEE intelligent vehicles symposium (IV)* (pp. 379-384). IEEE.
- [16] Li, D., & Liu, A. (2023). Personalized lane change decision algorithm using deep reinforcement learning approach. *Applied Intelligence*, 53(11), 13192-13205.
- [17] Han, Z., Zheng, X., Ren, Y., Li, X., & Wang, Q. (2023). Personalized Adaptive Cruise Control with Deep Reinforcement Learning. *Ergonomics In Design*, 77(77).
- [18] Zhao, Z., Liao, X., Abdelraouf, A., Han, K., Gupta, R., Barth, M. J., & Wu, G. (2023, October). Real-time learning of driving gap preference for personalized adaptive cruise control. In *2023 IEEE International Conference on Systems, Man, and Cybernetics (SMC)* (pp. 4675-4682). IEEE.
- [19] Tian, H., Wei, C., Jiang, C., Li, Z., & Hu, J. (2022). Personalized lane change planning and control by imitation learning from drivers. *IEEE Transactions on Industrial Electronics*, 70(4), 3995-4006.
- [20] Doudou, M., Bouabdallah, A., & Berge-Cherfaoui, V. (2020). Driver drowsiness measurement technologies: Current research, market solutions, and challenges. *International Journal of Intelligent Transportation Systems Research*, 18, 297-319.
- [21] Zhang, Z., Ning, H., & Zhou, F. (2022). A systematic survey of driving fatigue monitoring. *IEEE transactions on intelligent transportation systems*, 23(11), 19999-20020.
- [22] Kashevnik, A., Shchedrin, R., Kaiser, C., & Stocker, A. (2021). Driver distraction detection methods: A literature review and framework. *IEEE Access*, 9, 60063-60076.
- [23] Misra, A., Samuel, S., Cao, S., & Shariatmadari, K. (2023). Detection of driver cognitive distraction using machine learning methods. *IEEE Access*, 11, 18000-18012.
- [24] Baldini, F., Tariq, F. M., Bae, S., & Isele, D. (2024). Don't Get Stuck: A Deadlock Recovery Approach. *arXiv preprint arXiv:2408.10167*.
- [25] Honda, K., Yonetani, R., Nishimura, M., & Kozuno, T. (2024, May). When to replan? an adaptive replanning strategy for autonomous navigation using deep reinforcement learning. In *2024 IEEE International Conference on Robotics and Automation (ICRA)* (pp. 6650-6656). IEEE.
- [26] Schumann, O., Buchholz, M., & Dietmayer, K. (2023, September). Efficient Path Planning in Large Unknown Environments with Switchable System Models for Automated Vehicles. In *2023 IEEE 26th International Conference on Intelligent Transportation Systems (ITSC)* (pp. 2466-2472). IEEE.
- [27] Schmittle, M., Baijal, R., Hou, B., Srinivasa, S., & Boots, B. (2024, May). Multi-Sample Long Range Path Planning under Sensing Uncertainty for Off-Road Autonomous Driving. In *2024 IEEE International Conference on Robotics and Automation (ICRA)* (pp. 4598-4604). IEEE.
- [28] R. E. King, "Empty Waymo Robotaxi Loops Roundabout 37 Times As If It Was Stuck In Logic Loop," *Jalopnik*, Dec. 16, 2024. [Online]. Available: <https://jalopnik.com/empty-waymo-robotaxi-loops-roundabout-37-times-as-if-it-1851721933>

- [29] 李郦, “‘萝卜快跑’跑不了致交通拥堵 武汉交警束手无策,” 新唐人电视台, Jul. 12, 2024. [Online]. Available: <https://www.ntdtv.com/gb/2024/07/12/a103896787.html>
- [30] Kondyli, V., Bhatt, M., Levin, D., & Suchan, J. (2023). How do drivers mitigate the effects of naturalistic visual complexity? On attentional strategies and their implications under a change blindness protocol. *Cognitive research: principles and implications*, 8(1), 54.
- [31] M. Harris, “Tesla’s Autopilot Depends on a Deluge of Data,” *IEEE Spectrum*, Aug. 4, 2022. [Online]. Available: <https://spectrum.ieee.org/tesla-autopilot-data-deluge>
- [32] Lüddecke, T., & Ecker, A. (2022). Image segmentation using text and image prompts. In *Proceedings of the IEEE/CVF conference on computer vision and pattern recognition* (pp. 7086-7096).
- [33] Hu, A., Russell, L., Yeo, H., Murez, Z., Fedoseev, G., Kendall, A., ... & Corrado, G. (2023). Gaia-1: A generative world model for autonomous driving. *arXiv preprint arXiv:2309.17080*.
- [34] Xu, Z., Zhang, Y., Xie, E., Zhao, Z., Guo, Y., Wong, K. Y. K., ... & Zhao, H. (2024). Drivegpt4: Interpretable end-to-end autonomous driving via large language model. *IEEE Robotics and Automation Letters*.
- [35] Fang, S., Liu, J., Ding, M., Cui, Y., Lv, C., Hang, P., & Sun, J. (2025). Towards interactive and learnable cooperative driving automation: a large language model-driven decision-making framework. *IEEE Transactions on Vehicular Technology*.
- [36] Wang, Y., Jiao, R., Zhan, S. S., Lang, C., Huang, C., Wang, Z., ... & Zhu, Q. (2023). Empowering autonomous driving with large language models: A safety perspective. *arXiv preprint arXiv:2312.00812*.
- [37] Cui, C., Ma, Y., Cao, X., Ye, W., & Wang, Z. (2024). Drive as you speak: Enabling human-like interaction with large language models in autonomous vehicles. In *Proceedings of the IEEE/CVF Winter Conference on Applications of Computer Vision* (pp. 902-909).
- [38] Mao, J., Qian, Y., Ye, J., Zhao, H., & Wang, Y. (2023). Gpt-driver: Learning to drive with gpt. *arXiv preprint arXiv:2310.01415*.
- [39] Sha, H., Mu, Y., Jiang, Y., Chen, L., Xu, C., Luo, P., ... & Ding, M. Languagempc: Large language models as decision makers for autonomous driving. *arXiv 2023. arXiv preprint arXiv:2310.03026*.
- [40] Wu, D., Han, W., Liu, Y., Wang, T., Xu, C. Z., Zhang, X., & Shen, J. (2025, April). Language prompt for autonomous driving. In *Proceedings of the AAAI Conference on Artificial Intelligence* (Vol. 39, No. 8, pp. 8359-8367).
- [41] Wen, L., Fu, D., Li, X., Cai, X., Ma, T., Cai, P., ... & Qiao, Y. (2023). Dilu: A knowledge-driven approach to autonomous driving with large language models. *arXiv preprint arXiv:2309.16292*.
- [42] Cui, C., Yang, Z., Zhou, Y., Peng, J., Park, S. Y., Zhang, C., ... & Wang, Z. (2024). On-Board Vision-Language Models for Personalized Autonomous Vehicle Motion Control: System Design and Real-World Validation. *arXiv preprint arXiv:2411.11913*.

Appendix

Table 1. Description of the input and output data for the driver agent, psychologist, and coordinator.

Module	Data	Example	Description
Driver agent	I_{front}, I_{bev}	RGB images	Captured by front view camera and BEV camera
	E	{‘weather’: ‘sunny’, ‘road type’: ‘city’}	Weather and road type affect driving speed.
	T_{agent}	{‘traffic light’: [state, coordinates], ‘traffic sign’: ‘content’, ‘work zone’: [coordinates, affect?]}	Traffic light’s state and traffic sign’s content are observed from image. The coordinates of traffic lights and work zone are obtained from perception module. The affect? represents whether the work zone affects AV’s driving.
	O_{age}	Vehicles list: {‘black’: [speed, distance, lane id], ...}, Pedestrians list: {‘red’: [speed, distance, lane id], ...} Obstacles list: {‘barrier’: [speed, distance, lane id], ...}	‘black’ represents the vehicle’s color, which is also the vehicle’s role name offered by perception module. The speed, distance, lane id are obtained from perception module. The format of data in pedestrians list is the same as vehicles list. ‘barrier’ is the role name of the obstacle offered by perception module.
	Ego	{ $vel, lane\ id, wp\ id$ }	AV’s velocity, current lane id and waypoint id.
	D	The scene is on a sunny city street with no traffic lights, signs, or construction. Two stationary bags are detected about 5.3 meters ahead in the ego lane, possibly blocking the path. Several nearby vehicles are also stationary, but they do not directly interfere with the ego vehicle.	A scene description emphasizing traffic semantics, focusing on how environmental conditions and traffic control elements affect driving, and describing traffic participants and obstacles, noting their interaction with the ego vehicle and potential impact.
Psychologist	Psychological signal	EEG signal, heart rate	EEG signals and heart rate are extracted from the Emognition dataset []. They are time-synchronized and collectively respond to the same type of interest.
	Facial expression	RGB image	Images are extracted from videos offered by Emognition dataset, and together with EEG and heart rate signals, reflect the same emotional state.

	$Text_{inst}$	'The bags are empty, keep driving.'	It is not related to comfort, but the guidance for changing driving behavior.
	R	$\{state, Text_{inst}\}$	The <i>state</i> is the passenger's emotions, such as impatience, relaxation, or very anxiety.
Coordinator	Structural output	{'algorithm': 'car following', 'parameters': 'v0=40, t=1.5, a=0.8, b=1.67, s0=3', 'reason': '...', 'replanning_flag': 0, 'replanning_start_point': [lane id, wp id]}	The structural output includes the selected algorithm, algorithm parameter values, and the reasoning behind the decision. The replanning_flag is set to 0 or 1, indicating whether replanning is needed. lane id and wp id represent the lane and waypoint where the replanning starts.
	M	{'left lane id': [waypoint id], 'current lane id': [waypoint id], 'right lane id': ...}	The AV's current lane id is 0, with negative values representing left lanes and positive values representing right lanes.
	A_{lib}	{'algorithm1's introduction': ..., 'parameters' description': ..., 'default value': ...,}	A_{lib} includes an introduction to the algorithm's functions, parameter descriptions, and default parameter values.