

# Using Invocable APIs derived from NL2SQL datasets for LLM Tool-Calling Evaluation

**Benjamin Elder\***  
IBM Research AI  
benjamin.elder@ibm.com

**Anupama Murthi\***  
IBM Research AI  
anupama.murthi@ibm.com

**Jungkoo Kang**  
IBM Research AI  
Jungkoo.Kang@ibm.com

**Ankita Rajaram Naik**  
IBM Research AI  
ankita.naik@ibm.com

**Kiran Kate**  
IBM Research AI  
kakate@us.ibm.com

**Kinjal Basu**  
IBM Research AI  
Kinjal.Basu@ibm.com

**Danish Contractor**  
IBM Research AI  
danish.contractor@ibm.com

## Abstract

Large language models (LLMs) are routinely deployed as ‘agentic’ systems, with access to tools that interact with live environments to accomplish tasks. In enterprise deployments these systems need to interact with API collections that can be extremely large and complex, often backed by databases. In order to create datasets with such characteristics, in this work, we explore how existing NL2SQL (Natural Language to SQL query) datasets can be used to automatically create NL2API datasets. Specifically, this work describes a novel data generation pipeline that exploits the syntax of SQL queries to construct a functionally equivalent sequence of API calls. We apply this pipeline to one of the largest NL2SQL datasets, BIRD-SQL (Li et al. (2023a)) to create a collection of over 2500 APIs that can be served as invocable tools or REST-endpoints. We pair natural language queries from BIRD-SQL to ground-truth API sequences based on this API pool. We use this collection to study the performance of 10 public LLMs and find that all models struggle to determine the right set of tools (consisting of tasks of intent detection, sequencing with nested function calls, and slot-filling). We find that models have extremely low task completion rates (7 – 47% - depending on the dataset) which marginally improves to 50% when models are employed as ReACT agents that interact with the live API environment. The best task completion rates are far below what may be required for effective general-use tool-calling agents, suggesting substantial scope for improvement in current state-of-the-art tool-calling LLMs. We also conduct detailed ablation studies, such as assessing the impact of the number of tools available as well as the impact of tool and slot-name obfuscation. We compare the performance of models on the original SQL generation tasks and find that current models are sometimes able to exploit SQL better than APIs. We release all data and code for further research.

## 1 Introduction

Large language model (LLM) based ‘agentic’ systems are designed to mimic human behaviors of planning, reasoning and self-correction (Yao et al., 2023; Xu et al., 2023a). Such systems are deployed with access to tools that interact with live environments to accomplish tasks, often in response to a user’s request expressed in natural language (Yoran et al., 2024; Drouin et al., 2024; Pan et al., 2024; Xie et al., 2024; Zheng et al., 2024).

---

\*Equal Contribution

Tool-calling capabilities are especially important in enterprise-use cases as APIs are also the preferred way of interacting with back-end systems including databases.<sup>1,2</sup> However, despite rapid progress in the tool-calling capabilities of LLMs, not only does the task continue to remain challenging (Yan et al., 2024), most evaluation existing datasets and tasks do not include large scale APIs backed by real-world databases (Yan et al., 2024; Zhong et al., 2025; Basu et al., 2025).

To facilitate further research in enterprise tool-calling, in this work, we present a method that transforms existing NL2SQL datasets (Yu et al., 2019; Li et al., 2023a; Liu et al., 2024c; Lei et al., 2025) into a collection of APIs that are backed by data from the original databases. Additionally, each existing NL query from the original NL2SQL dataset is paired with a corresponding ground-truth API sequence (based on the created APIs).

We develop three methods to convert NL2SQL datasets into sets of API collections with different characteristics. The first collection, referred to as ‘*SLOT*’ is a collection that has a small set of general purpose APIs (eg: filter, sort, aggregate), which often need be invoked more than once with different slot values, to answer a natural language query. The second version (referred to as ‘*SEL*’), increases the size of the API pool by producing a set of domain specific *GET* tools, each with a distinct function signature (argument values) that are available along with general purpose APIs. Thus, LLMs need to select and sequence a larger set of APIs in ‘*SEL*’ as compared to *SLOT*’ to successfully answer a natural language query. Lastly, the ‘*REST*’ collection expresses the data as function selection task, where most natural language queries can be answered by selecting the correct function and populating its arguments. The *SEL* and *SLOT* collections are presented to LLMs as python functions while the *REST* collection is served as REST-endpoints with slots being populated as path-parameters.

Additionally, all our APIs are invocable at *test time*; thus agents can not only plan the sequence of API calls, but they can also interact with the live tools and their outputs to attempt error recovery as well as, modify a planned API sequence, in the event it returns incorrect or incomplete answers to the original user query.

**Contribution:** In summary, our paper makes the following contributions: (i) We develop novel data generation pipelines that allow re-purposing existing NL2SQL tasks for LLM tool-calling, (ii) We generate three different versions of APIs - *SLOT*, *SEL*, *REST* that help us study different aspects of tool-calling, (iii) We use existing 11 publicly available NL2SQL databases from the BIRD collection (Li et al., 2023a) to create over 2500 invocable tools that are powered by real-databases to return responses. Additionally, our dataset contains human-crafted NL queries (from the source datasets), a ground-truth API sequence and final answer. To the best of our knowledge this is the largest collection of publicly available invocable APIs with such characteristics. (iv) We study the performance of 10 LLMs as well as 3 ReACT agents (Yao et al., 2023) on our resulting collections and find that models have extremely low task completion rates (7 – 47% - depending on the dataset) which marginally improves to 50% when models are employed as ReACT agents that interact with the live API environment.

## 2 Related Work

The rise of powerful LLMs have led to the creation of data generation pipelines that create training and evaluation data for Tool-Calling in LLMs. Such datasets usually have a collection of APIs,<sup>3</sup> along with queries that are paired with ground-truth API sequences (Qin et al., 2024; Basu et al., 2024; Pereira et al., 2024; Liu et al., 2024d). While some pipelines reuse existing datasets and queries (Peng et al., 2021; Basu et al., 2024), others use LLMs to generate realistic queries given the API collections (Qin et al., 2024; Tang et al., 2023; Liu et al., 2024b; Pereira et al., 2024; Basu et al., 2025; Zhong et al., 2025).

<sup>1</sup><https://shorturl.at/bpsps>

<sup>2</sup><https://shorturl.at/daoEp>

<sup>3</sup>collections may be based on real or synthetic APIs

Methods for data generation are also specialized based on the nature of function-calling - for instance, some methods focus on queries that involve invoking a single-function one or more times (Tang et al., 2023; Xu et al., 2023b), others focus on queries requiring the invocation of multiple functions including sequencing, and nested function calls (Liu et al., 2024b; Yan et al., 2024; Basu et al., 2025; Zhong et al., 2025). To assess the planning and task-resolution capabilities of tool-calling LLMs, recent benchmarks that provide live environments for agents to interact with have also been developed (Ruan et al., 2024; Yao et al., 2024; Cao et al., 2024; Xie et al., 2024; Zhou et al., 2024).

```

1 {'input': 'Among the schools with the SAT test takers of over 500, please list the schools that are magnet
   ↳ schools or offer a magnet program.',
2 'dataset_name': 'california_schools',
3 'query': 'SELECT T2.School FROM satscores AS T1 INNER JOIN schools AS T2 ON T1.cds = T2.CDSCode WHERE T2.Magnet =
   ↳ 1 AND T1.NumTstTkr > 500',
4 'gold_answer': ['Millikan High', 'Polytechnic High', 'Troy High']}

```

Listing 1: Original NL2SQL Instance

<pre> 1 [{'name': 'filter_data', 2 'arguments': {'data_source': 'data_0.csv', 'key_name':    ↳ 'schools_Magnet', 3 'value': 1.0, 'condition': 'equal_to'}, 4 'label': 'data_1.csv'}, 5 {'name': 'filter_data', 6 'arguments': {'data_source': 'data_1.csv', 'key_name':    ↳ 'satscores_NumTstTkr', 7 'value': 500.0, 'condition': 'greater_than'}, 8 'label': 'data_2.csv'}, 9 {'name': 'retrieve_data', 10 'arguments': {'data_source': 'data_2.csv', 'key_name':    ↳ 'schools_School', 11 'distinct': False, 'limit': -1}, 'label': '    ↳ retrieved_json'}] </pre>	<pre> 1 [{'name': 'select_data_equal_to', 2 'arguments': {'data_source': 'data_0.csv', 'key_name':    ↳ 'schools_Magnet', 3 'value': 1.0}, 4 'label': 'data_1.csv'}, 5 {'name': 'select_data_greater_than', 6 'arguments': {'data_source': 'data_1.csv', 'key_name':    ↳ 'satscores_NumTstTkr', 7 'value': 500.0}, 8 'label': 'data_2.csv'}, 9 {'name': 'get_schools_Schools', 10 'arguments': {'data_source': 'data_2.csv'}, 11 'label': 'retrieved_json'} 12 ] </pre>
---	--

Listing 2: SLOT-BIRD: API sequence

Listing 3: SEL-BIRD: API Sequence

```

1 {"output": [{
2 "name": "get_schools_magnet_status_v1_bird_california_schools_schools",
3 "description": "Get schools with specific magnet status and number of test takers",
4 "arguments": {
5 "magnet_status": 1,
6 "num_test_takers": 500 },
7 "path": "/v1/bird/california_schools/schools_magnet_status"}]}

```

Listing 4: REST-BIRD: API endpoint

Figure 1: A sample NL2SQL instance along with the ground-truth API sequence for SLOT-BIRD, SEL-BIRD and REST-BIRD. Function, slot and slot value descriptions not shown for ease of presentation.

Our work extends this rich body of work - we create a collection of APIs that are backed by data from the databases included in NL2SQL datasets, and pair each existing NL query from the original dataset to a corresponding ground-truth API sequence based on the created APIs (Figure 1). Our method automatically creates function definitions in the OpenAI Functions format<sup>4</sup> based on the database schema and descriptions of database columns (See examples in Appendix D.1). While existing work sometimes includes queries and APIs that were created using live APIs available from proprietary sources (Chen et al., 2024; Qin et al., 2024; Basu et al., 2025; Yan et al., 2024; Zhong et al., 2025), such APIs are usually either unavailable for live agents attempting to answer queries at test time or are only available as paid services by the providers hosting the APIs (eg: RapidAPI Hub).<sup>5</sup> In contrast, APIs generated using our work can be hosted locally either as endpoints or python tools for use by LLMs (and agents). Further, since our method for API construction relies on the executable SQL queries from the original NL2SQL datasets, we’re also able to provide a

<sup>4</sup><https://platform.openai.com/docs/guides/function-calling#defining-functions>

<sup>5</sup><http://www.rapidapi.com>

deterministic and verified ground-truth final-answer, which is often lacking in existing tool-calling datasets (Qin et al., 2024; Liu et al., 2024b).

Recently, benchmarks that assess the capabilities of LLMs on Data Science tasks have been created (Jing et al., 2025). In contrast to our work such benchmarks require models to solve tasks by generating structured query languages or code (Liu et al., 2024c; Li et al., 2024).

To the best of our knowledge, our work is the first to demonstrate how NL2SQL datasets can be used to study LLM tool-calling by re-purposing them to provide a collection of invocable APIs backed by real-world data and reusing real-world natural language queries available in the original datasets. Additionally, these queries are complex, often requiring multiple joins in the original SQL database, which translate to API sequences with multiple function calls involving challenging patterns of sequencing and nesting.

### 3 Data Generation

We create three different API collections - *SLOT*, *SEL* and *REST*, using 11 databases from the dev-set of the BIRD Dataset (Li et al., 2023a).

**BIRD Collection:** BIRD is one of the largest collections of real-world databases paired with crowd-sourced natural language queries and their SQL statements. Queries include those that require comparisons, matching, aggregation as well as counting. Additionally, queries may also require eliciting reasoning based on domain knowledge, synonyms, numeric values, etc. Please refer to the (Li et al., 2023a) for more details on query type distributions. Each dataset in the BIRD collection includes an SQL database, a set of natural language questions that were created by human-annotators, and the corresponding ground-truth SQL that answers the question.

**Overview:** Each of our data generation pipelines generate three artifacts: (i) a set of OpenAPI specifications for the available APIs/tools, (ii) an invocable API implementation, and (iii) a set of natural language (NL) questions from the source dataset paired with a ground-truth API invocation sequence (along with slot values). We ensure that the results of generated API-sequences match the results returned by the original SQL query and discard any samples that fail this test.

Figure 1 (top) shows an example NL2SQL instance. We generate over 1000 pairs of NL queries and API-sequences using a total tool-universe of over 2500 APIs. We summarize dataset statistics in Table 3 in the appendix. On average during evaluation, each data point is presented with 7, 49, and 125 API options for SLOT-BIRD, SEL-BIRD, and REST-BIRD, respectively.

#### 3.1 SLOT-BIRD (Slot-Filling Version)

The SLOT-BIRD version of the dataset was constructed by breaking down generic SQL *select* queries into their constituent parts, and mapping each part to an API, implemented by a python function (tool).

**Functions:** The joins in the SQL query are collectively performed by an initialization step, which is handled programmatically in the evaluation. The output of this step is a single table, which is provided as a starting point for a model/agent to access via APIs for answering the query. This focuses the problem on planning a series of data manipulation and data access operations supported by 7 APIs: *aggregate\_data*, *filter\_data*, *group\_data\_by*, *retrieve\_data*, *select\_unique\_values*, *sort\_data*, and *transform\_data*. These functions each handle a specific part of an SQL query: WHERE, ORDERBY, COUNT, etc.

**Slot Values:** The functions in the SLOT-BIRD API pool have two types of parameters (slots) that need to be filled. The first type are agnostic to the database schema, and control the operations to be performed on the data, for example the type of condition to apply in a WHERE clause, or whether to sort in ascending or descending order.

The second type of slots define which columns to use for operations such as sorting and filtering, and which columns to select after the data manipulations are finished. The possible

choices for these slots are categorical, corresponding to the columns in the joined table provided by the initialization step. Each column in the tables of the BIRD database has a brief description of the data that it contains. Where a tool argument must be chosen from this set of names, the OpenAI format tool specification includes an enum with the allowed names and their descriptions. Understanding the content of these names and descriptions is the primary challenge of this dataset for a tool-calling model or agent.

**Ground-Truth API Sequence:** In the example in Listing (2) of Figure 1, `filter_data` (Lines 1,5) and `retrieve_data` (Line 9) are two functions. The first invocation of `filter_data`, takes two slot-values - the first (Line 2) is a domain-specific slot `schools_Magnet` and the second Line 3 is a 'control' operation that executes 'equal\_to' comparisons on the other slot. This is followed by another `filter_data` tool-call and finally a `retrieve_data` call.

Note that in addition to the function name and arguments, a 'label' is also provided, giving a reference to the output of the tool-call. This is necessary in order to provide this output in subsequent steps as models are unable to manipulate large data objects correctly from one function call to another. As shown in Line 4 we use files to pass payloads and use them as references in an input function argument. Models are not responsible for reading and writing files, and this is handled automatically by our evaluation framework. For SLOT-BIRD, all tools except for `retrieve_data` save the outcome of their data manipulation operations into a csv file, and return the path to this file as a string.

Ground-truth sequences were constructed programmatically for each NL2SQL instance by parsing the SQL query with the `Sqlglot` Python library<sup>6</sup> and converting nodes in the resulting syntax-tree into tools from the SLOT-BIRD API pool. The output of the ground truth sequence of API calls is equivalent (up to minor reformatting) to the result of executing the SQL query on the underlying databases. This gold answer makes it possible to check the completion rate of a model or agent, i.e., the proportion of times they return a sequence of tool calls that lead to the correct answer.

**Limitations:** Only a subset (665 out of 1534) of the SQL queries from the original dataset are in the scope of the tools currently available in SLOT-BIRD. Our work only supports 'Select' SQL queries, so 'Insert', 'Create', and 'Delete' queries are not supported. Additional query features that are not yet supported include: arithmetic operations performed on the output of a 'Select', nested 'Select' statements, 'Case' statements, and date-time operations.

### 3.2 SEL-BIRD (Selection Version)

The SEL-BIRD version is derived from SLOT-BIRD by binding all possible values of each categorical function argument to create new functions with one less input argument. For example, the 'condition' argument of the 'filter\_data' function in the SLOT-BIRD API pool can take the values 'equal\_to' (Figure 1 - Listing (2): Line 3) or 'greater\_than' (Figure 1 - Listing (2): Line 7) (among others). In the SEL-BIRD API pool, there are separate functions for these two operations, 'select\_data\_equal\_to' (Figure 1 - Listing (3): Line 1) and 'select\_data\_greater\_than' (Figure 1 - Listing (3): Line 5), which do not require a 'condition' argument. This leads to a substantially enlarged set of tools for data manipulation.

**Additional Domain Specific Functions:** There is an even larger expansion of the tools for data retrieval. Instead of taking the name of a column from the data table (as in the SLOT-BIRD API pool), the SEL-BIRD API pool includes a separate 'get' function for each possible key (eg: Figure 1 - Listing (3): Line 9). This leads to a set of tool choices that varies for every instance, as the columns in the initialized table will depend on the JOINS in the associated SQL query.

### 3.3 REST-BIRD Version

**API Design:** While the SLOT-BIRD dataset had a few tools, and multiple slot-values, the SEL-BIRD dataset increased the number of tools. In the REST-BIRD version of the data set

<sup>6</sup><https://github.com/tobymao/sqlglot>

we take this to an extreme and associate a single REST end-point for every instance in the NL2SQL dataset. We choose to implement this API as REST-end points so as to be able to construct APIs with meaningful path-parameters resulting in highly specific API end-points. For example, in Figure 1 - Listing (4), the original NL query maps to a single API endpoint (Line 2). This data pipeline is designed to handle only GET requests, excluding POST and PUT operations and similar to the other two pipelines, it does not support the ‘Create’, ‘Insert’ and ‘Delete’ queries from in BIRD.

**Data Generation:** Answering user questions with this version typically involves choosing only a single input from a very large number of possible endpoints, which are specific to the associated database. Instead of hand-crafting these endpoints, we use Mistral-Large<sup>7</sup> to create an endpoint corresponding to specific user questions in the source datasets. Our agentic data generation pipeline has four stages (i) **Code Generation Agent** - to synthesize FastAPI Server code, (ii) **De-duplication Agent** - to consolidate functionally equivalent endpoints (eg: getEmployees and getAllEmployees), (iii) **API Execution Module**, (iv) **Verifier and Filtering Agent** - to ensure the generated REST endpoint and the original SQL return the same result. We include details of each of these sub-components and the complete data generation process along with the limitations in Appendix E.2.

The end of the pipeline generates Python-based FastAPI server code, which can be dockerized and deployed as a microservice. Additionally, we obtain a list of data points (per domain), each paired with the ground truth API and its expected response. The tools we generate are hosted REST APIs, closely resembling real-world enterprise environments.

## 4 Experiments

We use our three datasets to answer the following research questions (i) Do models find the automatically generated API collections challenging?, (ii) How does the performance compare to the base task of SQL generation for the same queries?, (iii) How are models affected by the size of the API tool set provided for the task of function selection?, (iv) To what extent do models rely on semantic signals from the function name to solve the task?, (v) How does the performance improve when models are employed as ReACT agents that can interact with live APIs?

### 4.1 Models and Prompt Formats

We experiment with the following models: Llama 3.1-8B-Instruct and Llama 3.3-70b-instruct (Grattafiori et al., 2024), Qwen2.5-7b-instruct and Qwen2.5-72b-instruct (Yang et al., 2024), DeepSeek-v3 (Liu et al., 2024a), GPT4o-2024-08-06 (Hurst et al., 2024), Granite 3.1-8b-instruct<sup>8</sup>, as well as Hammer-7b (Lin et al., 2024), and Watt-8b<sup>9</sup> which are specialized function-calling models.

For all evaluations on *SLOT* and *SEL* we use a similar prompting format as used in NESTful (Basu et al., 2025). GPT4o limits the length of tool names to 64 characters<sup>10</sup> and we therefore experiment with it by providing it APIs under two settings - as ‘tools’<sup>11</sup> and as part of the prompts. We include all LLM prompt templates in Appendix Section F.

Our input data is formatted to ensure a structured and reliable mechanism for referencing tool outputs, a crucial aspect of tool calling, that allows subsequent tool calls to utilize the results of previous execution. This is achieved by assigning a unique variable name to each tool call that ensures that each tool’s output can be distinctly identified and referenced. This approach is particularly important and prevents ambiguity when multiple instances of the same tool, with different arguments, appear within the same tool call sequence (e.g.,

<sup>7</sup><https://huggingface.co/mistralai/Mistral-Large-Instruct-2411>

<sup>8</sup><https://huggingface.co/ibm-granite/granite-3.1-8b-instruct>

<sup>9</sup><https://huggingface.co/watt-ai/watt-tool-8B>

<sup>10</sup><https://community.openai.com/t/function-call-description-max-length/529902>

<sup>11</sup><https://platform.openai.com/docs/assistants/tools>

Dataset	Model	Intent			Slot			Compl.	SQL Compl.
		P	R	F1	P	R	F1	Rate	Rate
SLOT-BIRD	Llama-3.1-8B-instruct	0.58	0.09	0.16	0.61	0.62	0.61	0.00	0.35
	Llama-3.3-70b-instruct	0.75	0.22	0.34	0.65	0.03	0.05	0.00	0.45
	Granite-8b-instruct	0.63	0.53	0.58	0.44	0.41	0.43	0.00	0.13
	Watt-tool-8b	0.43	0.20	0.27	0.51	0.52	0.52	0.01	–
	Mixtral-8x22B-instruct	0.78	0.63	0.70	0.63	0.62	0.62	0.02	0.29
	Hammer2.1-7b	0.88	0.35	0.50	0.67	0.67	0.67	0.03	–
	Qwen2.5-7b-instruct	0.65	0.67	0.66	0.63	0.63	0.63	0.03	–
	GPT4o-2024-08-06 (Prompt)	0.31	0.15	0.20	0.71	0.71	0.71	0.03	0.39
	GPT4o-2024-08-06 (Tools)	0.90	0.52	0.66	0.43	0.42	0.42	0.03	–
	Qwen2.5-72b-instruct	0.80	0.63	<b>0.71</b>	0.61	0.61	0.61	0.06	0.38
SEL-BIRD	DeepSeek-V3	0.82	0.54	0.65	0.67	0.67	0.67	<b>0.07</b>	0.40
	Llama-3.1-8B-Inst	0.11	0.01	0.02	0.28	0.26	0.27	0.0	0.35
	Llama-3-3-70b-Inst	0.41	0.11	0.17	0.25	0.01	0.02	0.0	0.45
	Granite-3.1-8b-Inst	0.05	0.05	0.05	0.21	0.18	0.2	0.0	0.13
	GPT4o-2024-08-06 (Tools)	0.47	0.30	0.36	0.62	0.57	0.59	0.0	–
	Watt-tool-8b	0.46	0.1	0.16	0.43	0.45	0.44	0.01	–
	Hammer2.1-7b	0.29	0.16	0.21	0.47	0.4	0.43	0.03	–
	Qwen2.5-7b-Inst	0.16	0.29	0.2	0.39	0.39	0.39	0.04	–
	Mixtral-8x22B-Inst	0.6	0.5	0.55	0.45	0.44	0.44	0.04	0.29
	DeepSeek-V3	0.44	0.28	0.34	0.45	0.44	0.44	0.09	0.40
REST-BIRD	GPT4o-2024-08-06 (Prompt)	0.42	0.39	0.4	0.47	0.46	0.46	0.09	0.39
	Qwen2.5-72b-Inst	0.55	0.48	0.51	0.46	0.46	0.46	<b>0.16</b>	0.38
	Hammer2.1-7b	0.70	0.22	0.34	0.89	0.86	0.87	0.17	–
	Mixtral-8x22B-instruct	0.46	0.39	0.42	0.78	0.77	0.77	0.24	0.22
	DeepSeek-V3	0.65	0.50	0.57	0.77	0.74	0.76	0.31	0.29
	Llama-3.1-8B-instruct	0.22	0.57	0.31	0.76	0.76	0.76	0.32	0.24
	Granite-8b-instruct	0.45	0.58	0.50	0.77	0.76	0.77	0.34	0.09
	Qwen2.5-7b-instruct	0.53	0.52	0.53	0.80	0.80	0.80	0.37	–
	GPT4o-2024-08-06 (Prompt)	0.82	0.54	0.65	0.79	0.79	0.79	0.38	0.29
	Llama-3.3-70b-instruct	0.57	0.67	0.61	0.76	0.76	0.76	0.42	0.35
	Watt-tool-8b	0.60	0.64	0.62	0.78	0.76	0.77	0.43	–
	Qwen2.5-72b-instruct	0.66	0.65	<b>0.66</b>	0.82	0.82	0.82	<b>0.47</b>	0.27

Table 1: Direct invocation performance across datasets and models showing precision (P), recall (R), and F1 scores for intent and slot prediction, along with completion rates. SQL Compl. Rate refers to the task completion rates when models that support SQL generation are used directly to query the database.

parallel tool call). With the help of unique identifiers for each tool call, we facilitate clear and efficient tool chaining that ensures the tool dependencies are correctly resolved. All models are required to follow a specified format included in the prompt (Appendix F).

**Output Parsing:** Despite being instructed to use a JSON-output format, models often fail to do so, leading to instruction alignment failures. To handle the alternate formats returned by the models, we create custom output parsers for each model as described in Appendix H.

**ReACT Agents:** ReACT agents (Yao et al., 2023) use LLMs to plan one tool call at a time, execute the tool and use the observation to plan the next step. We chose to experiment with larger architecture models over smaller ones, as in early experiments even larger models performed poorly when invoked directly as LLMs without an agent. Appendix G

#### 4.1.1 Metrics

**Intent:** For evaluating all models, we report a *position-aware* intent precision, recall, and F1 metrics using a ground-truth API sequence as reference. When a tool call needs to be called more than once but with different slot-values, it is important to track each *instance* of a function invocation thus, its sequence of invocation.

**Slots:** Additionally, we report precision, recall and F1 metrics for slots - i.e., the arguments for each function. The slot metrics are conditional on the correct ground-truth intent being predicted but slots are not penalized for missing ground-truth intents. Overall performance, should therefore always be studied along with the Intent metrics.

**Completion Rate (Compl. Rate):** Finally, we report the completion rate i.e., the proportion of all instances where the the models were able to return the ground-truth response.

## 4.2 Performance of Models

**SLOT-BIRD:** Recall that this dataset has 7 general tools and the models need to populate the appropriate slot for each invocation of a general tool and also sequence them correctly to accomplish the task. As can be seen from Table 1, this is a very challenging task for all models. While the set of APIs to choose from is small, they need to be invoked more than once - this is reflected in the relatively high precision as compared to recall in the intent metrics. We find that Qwen2.5-72b-instruct performs the best on the intent selection task though DeepSeek-V3 manages to pair them with the most correct slot-values and reports the highest completion rate (7%).

**SEL-BIRD:** This dataset has domain specific tools available that reduce the need to invoke general tools repeatedly. As can be seen from Table 1, models have lower precision and recall as compared to *SLOT-BIRD* suggesting that models do not select and sequence the right set of tools. As compared to *SLOT-BIRD*, all models have lower scores when comparing slots. Notably Granite, has a severe drop in performance on this dataset while the others drop by approx. 0.3 (absolute) F1 points. As before, based on the completion rates Qwen-72b-instruct and DeepSeek-v3 are the top two performing models.

**REST-BIRD:** Finally, in this version of the dataset every query uniquely maps to one invocation and the primary task is of intent selection and then correctly populating the slots. Of the three datasets, this appears to be the one where models have most success with significantly higher intent selection rates (no sequencing needed). While the Qwen-2.5-72b-instruct model continues to be a top-performer, smaller models such as Granite-3.1-8b-instruct and Watt-tool-8b perform better than DeepSeek-v3 and GPT-4o. A closer investigation reveals that for this dataset DeepSeek generates chain-of-thought texts that is relatively harder to standardize for parsing and GPT-4o tends to answer the question instead of picking the function call. Refer to Appendix H for examples from our evaluation.

**Task Completion Rates:** The task completion rates for all models are very low and often zero for the *SLOT-BIRD* and *SEL-BIRD* datasets; i.e, datasets that involve any form of function sequencing. For the *REST-BIRD* Dataset the completion rates are much higher but we note these are still far below rates needed to make such a system usable in real-world deployments.

We believe that an improved agentic architecture with planning and reflection steps would be able to heavily improve these completion rates. One of the main challenges faced by the tool-calling models in solving this problem is understanding the database schema well enough to fill the slot-values for the function calls. This information is available in the descriptions of the enum values specified in the tools’ OpenAPI specifications, which are part of the model prompts. However, multi-step reasoning is usually needed for this process.

**Comparison with SQL deployment:** Since most LLMs have also been trained to generate SQL queries; we also report the baseline task completion rate when models are prompted to function as SQL-querying systems with direct access to the original database. Interestingly, except on the *REST-BIRD* dataset, we find that most models report higher completion rates when tasked with generating SQL as opposed to invoking functions.

**Error Analysis in API Tasks** We employ the BFCL error categories (Appendix H.1.1) to categorize the errors made by models on the API task (Yan et al., 2024) (See Figure 2). Error classes are non-overlapping and are classified in order of precedence (Appendix H.1.1).

Notably, on the *SLOT-BIRD* and *SEL-BIRD* datasets models report the most failures are due to failures in the structured format required for sequencing APIs despite our best effort to recover the the sequence with model-specific parsing. In contrast, on the *REST-BIRD* data most errors are due to the incorrect function name being selected.

## 4.3 Performance of ReACT agents

As experimenting with all models as ReACT agents would become very expensive due to TAO-loops we choose 4 models from our experiments to serve as ReACT agents. We choose Mixtral-8x22B-instruct which is large mixture-of-expert model that surprisingly performs




Figure 2: Tool-calling error classification

Dataset	Model	Base Comp.	Agent Comp.	Avg. Loops		OOB	Stuck	Unclassified Errors
SLOT-BIRD	Llama-3.3-70b-instruct	0.00	0.06	3.28		0.05	0.32	0.59
	Mixtral-8x22B-instruct	0.02	0.08	5.91		0.27	0.60	0.07
	Qwen2.5-72b-instruct	0.06	0.14	5.58		0.25	0.50	0.14
	GPT4o-2024-08-06	0.03	<b>0.15</b>	5.45		0.10	0.54	0.23
SEL-BIRD	Mixtral-8x22B-instruct	0.04	0.05	6.40		0.40	0.27	0.29
	Llama-3.3-70b-instruct	0.00	0.08	8.20		0.66	0.58	0.00
	GPT4o-2024-08-06	0.09	0.12	6.94		0.30	0.33	0.29
	Qwen2.5-72b-instruct	0.16	<b>0.17</b>	4.93		0.17	0.24	0.47
REST-BIRD	Mixtral-8x22B-instruct	0.24	0.32	3.16		0.00	0.02	0.65
	Llama-3.3-70b-instruct	0.42	0.42	3.37		0.00	0.05	0.52
	GPT4o-2024-08-06	0.38	<b>0.50</b>	2.54		0.00	0.01	0.49
	Qwen2.5-72b-instruct	0.47	<b>0.49</b>	3.26		0.00	0.02	0.48

Table 2: ReACT agent performance across different datasets and models. Completion rates shown as decimals (1.0 = 100%). OOB = Out-of-budget Errors.

poorly on our data and wanted to see how the performance changes when it is used as an agent. Additionally, we choose the Llama 3.3-70B-instruct, Qwen2.5-72b-instruct, and GPT4o models for their relatively widespread use. We configure our ReACT agents with a fixed think-act-observe (TAO) loop budget of 10 turns i.e, agents need to complete the task within 10 TAO steps.

As can be seen from Table 2, the task completion rates for the agents do not exceed 15% and 17% for the *SLOT-BIRD* and *SEL-BIRD* datasets respectively, though performance on *REST-BIRD* is much higher (50% completion rate by GPT4o). Additionally, agents almost never run out of TAO-loop budget or get stuck repeating the same step on the *REST-BIRD* dataset but face both problems on the *SLOT-BIRD* and *SEL-BIRD* datasets.

#### 4.3.1 Effect of Obfuscation on tool calling

We re-emphasize a significant contribution of our work: the ability to generate a substantial collection of invocable APIs backed by databases. We leverage this aspect to investigate the extent to which models can rely on function descriptions and other meta-data when completing tasks with non-informative function names that provide no insight into their intended purpose (Appendix C.1). To achieve this, we obfuscate each API by assigning a unique integer to the prefix “func” (Paul et al., 2025). Unsurprisingly, the performance of models with obfuscated function names is lower across all datasets (Appendix Figure 3) with a slight drop in performance on the *REST-BIRD* dataset but with severe failures (near-zero task completion rates) on the *SLOT-BIRD* and *SEL-BIRD* datasets.

#### 4.3.2 Effect of the number of tools available

For the *REST-BIRD* dataset since every query in our collection maps to a single-intent, we experiment by adjusting the number of APIs available in the candidate set. We adjust the

universe (candidate set size) to be 10%, 25%, 50% and 75% of the full original set, while ensuring the ground-truth intent is always present. As the number of intents to choose from reduce, the ability of agents to select the correct intent does indeed go up (Appendix Figure 4). Interestingly, even at small-scale universe sizes, the best performing GPT4-o based ReACT agent has a task completion-rate of just 71%.

## 5 Conclusion

In this paper we demonstrate how existing NL2SQL datasets can be transformed into a collection of invocable APIs to evaluate LLMs. We develop three different styles of APIs - with increasing specificity (SLOT, SEL, and REST) and demonstrate how current state-of-the-art LLMs struggle to correctly respond to users' requests. Our method is scalable and easily be extended to support more datasets (and SQL query patterns). As more enterprises adopt LLMs, it is important for models to have been exposed to API-patterns likely to be encountered in such settings. Our automated data generation methods not only help evaluate models but can also serve to create training data - a direction we leave to future work. Additionally, we would like to extend our approach to more SQL query operations as well as support the creation of APIs that are compatible with GraphQL.

## Acknowledgments

We would like to acknowledge our colleagues, Ibrahim Abdelaziz and Saurabh Goyal, for their efforts.

## References

- Kinjal Basu, Ibrahim Abdelaziz, Subhajit Chaudhury, Soham Dan, Maxwell Crouse, Asim Munawar, Vernon Austel, Sadhana Kumaravel, Vinod Muthusamy, Pavan Kapanipathi, and Luis Lastras. 2024. [API-BLEND: A comprehensive corpora for training and benchmarking API LLMs](#). In *Proceedings of the 62nd Annual Meeting of the Association for Computational Linguistics (Volume 1: Long Papers)*, pages 12859–12870, Bangkok, Thailand. Association for Computational Linguistics.
- Kinjal Basu, Ibrahim Abdelaziz, Kiran Kate, Mayank Agarwal, Maxwell Crouse, Yara Rizk, Kelsey Bradford, Asim Munawar, Sadhana Kumaravel, Saurabh Goyal, Xin Wang, Luis A. Lastras, and Pavan Kapanipathi. 2025. [Nestful: A benchmark for evaluating llms on nested sequences of api calls](#). *Preprint*, arXiv:2409.03797.
- Ruisheng Cao, Fangyu Lei, Haoyuan Wu, Jixuan Chen, Yeqiao Fu, Hongcheng Gao, Xinzhuang Xiong, Hanchong Zhang, Yuchen Mao, Wenjing Hu, Tianbao Xie, Hongshen Xu, Danyang Zhang, Sida Wang, Ruoxi Sun, Pengcheng Yin, Caiming Xiong, Ansong Ni, Qian Liu, Victor Zhong, Lu Chen, Kai Yu, and Tao Yu. 2024. [Spider2-v: How far are multimodal agents from automating data science and engineering workflows?](#) *Preprint*, arXiv:2407.10956.
- Wei Chen, Zhiyuan Li, and Mingyuan Ma. 2024. [Octopus: On-device language model for function calling of software apis](#). *Preprint*, arXiv:2404.01549.
- Alexandre Drouin, Maxime Gasse, Massimo Caccia, Issam H Laradji, Manuel Del Verme, Tom Marty, David Vazquez, Nicolas Chapados, and Alexandre Lacoste. 2024. Workarena: how capable are web agents at solving common knowledge work tasks? In *Proceedings of the 41st International Conference on Machine Learning*, pages 11642–11662.
- Aaron Grattafiori, Abhimanyu Dubey, Abhinav Jauhri, Abhinav Pandey, Abhishek Kadian, Ahmad Al-Dahle, Aiesha Letman, Akhil Mathur, Alan Schelten, Alex Vaughan, et al. 2024. The llama 3 herd of models. *arXiv preprint arXiv:2407.21783*.
- Han Han, Tong Zhu, Xiang Zhang, Mengsong Wu, Hao Xiong, and Wenliang Chen. 2024. Nestools: A dataset for evaluating nested tool learning abilities of large language models. *arXiv preprint arXiv:2410.11805*.

- Aaron Hurst, Adam Lerer, Adam P Goucher, Adam Perelman, Aditya Ramesh, Aidan Clark, AJ Ostrow, Akila Welihinda, Alan Hayes, Alec Radford, et al. 2024. Gpt-4o system card. *arXiv preprint arXiv:2410.21276*.
- Liqiang Jing, Zhehui Huang, Xiaoyang Wang, Wenlin Yao, Wenhao Yu, Kaixin Ma, Hongming Zhang, Xinya Du, and Dong Yu. 2025. [DSBench: How far are data science agents from becoming data science experts?](#) In *The Thirteenth International Conference on Learning Representations*.
- Fangyu Lei, Jixuan Chen, Yuxiao Ye, Ruisheng Cao, Dongchan Shin, Hongjin SU, ZHAO-QING SUO, Hongcheng Gao, Wenjing Hu, Pengcheng Yin, Victor Zhong, Caiming Xiong, Ruoxi Sun, Qian Liu, Sida Wang, and Tao Yu. 2025. [Spider 2.0: Evaluating language models on real-world enterprise text-to-SQL workflows](#). In *The Thirteenth International Conference on Learning Representations*.
- Jinyang Li, Binyuan Hui, GE QU, Jiayi Yang, Binhua Li, Bowen Li, Bailin Wang, Bowen Qin, Ruiying Geng, Nan Huo, Xuanhe Zhou, Chenhao Ma, Guoliang Li, Kevin Chang, Fei Huang, Reynold Cheng, and Yongbin Li. 2023a. [Can LLM already serve as a database interface? a Blg bench for large-scale database grounded text-to-SQLs](#). In *Thirty-seventh Conference on Neural Information Processing Systems Datasets and Benchmarks Track*.
- Minghao Li, Yingxiu Zhao, Bowen Yu, Feifan Song, Hangyu Li, Haiyang Yu, Zhoujun Li, Fei Huang, and Yongbin Li. 2023b. Api-bank: A comprehensive benchmark for tool-augmented llms. *arXiv preprint arXiv:2304.08244*.
- Ziming Li, Qianbo Zang, David Ma, Jiawei Guo, Tuney Zheng, Minghao Liu, Xinyao Niu, Yue Wang, Jian Yang, Jiaheng Liu, Wanjuan Zhong, Wangchunshu Zhou, Wenhao Huang, and Ge Zhang. 2024. [Autokaggle: A multi-agent framework for autonomous data science competitions](#). *Preprint*, arXiv:2410.20424.
- Qiqiang Lin, Muning Wen, Qiuying Peng, Guanyu Nie, Junwei Liao, Jun Wang, Xiaoyun Mo, Jiamu Zhou, Cheng Cheng, Yin Zhao, et al. 2024. Hammer: Robust function-calling for on-device language models via function masking. *arXiv preprint arXiv:2410.04587*.
- Aixin Liu, Bei Feng, Bing Xue, Bingxuan Wang, Bochao Wu, Chengda Lu, Chenggang Zhao, Chengqi Deng, Chenyu Zhang, Chong Ruan, et al. 2024a. Deepseek-v3 technical report. *arXiv preprint arXiv:2412.19437*.
- Weiwen Liu, Xu Huang, Xingshan Zeng, Xinlong Hao, Shuai Yu, Dexun Li, Shuai Wang, Weinan Gan, Zhengying Liu, Yuanqing Yu, et al. 2024b. Toolace: Winning the points of llm function calling. *arXiv preprint arXiv:2409.00920*.
- Xinyu Liu, Shuyu Shen, Boyan Li, Peixian Ma, Runzhi Jiang, Yuxin Zhang, Ju Fan, Guoliang Li, Nan Tang, and Yuyu Luo. 2024c. A survey of nl2sql with large language models: Where are we, and where are we going? *arXiv preprint arXiv:2408.05109*.
- Zuxin Liu, Thai Quoc Hoang, Jianguo Zhang, Ming Zhu, Tian Lan, Shirley Kokane, Juntao Tan, Weiran Yao, Zhiwei Liu, Yihao Feng, Rithesh R N, Liangwei Yang, Silvio Savarese, Juan Carlos Niebles, Huan Wang, Shelby Heinecke, and Caiming Xiong. 2024d. [APIGen: Automated Pipeline for generating verifiable and diverse function-calling datasets](#). In *The Thirty-eight Conference on Neural Information Processing Systems Datasets and Benchmarks Track*.
- Yichen Pan, Dehan Kong, Sida Zhou, Cheng Cui, Yifei Leng, Bing Jiang, Hangyu Liu, Yanyi Shang, Shuyan Zhou, Tongshuang Wu, et al. 2024. Webcanvas: Benchmarking web agents in online environments. In *Agentic Markets Workshop at ICML 2024*.
- Indraneil Paul, Haoyi Yang, Goran Glavaš, Kristian Kersting, and Iryna Gurevych. 2025. [Obscuracoder: Powering efficient code LM pre-training via obfuscation grounding](#). In *The Thirteenth International Conference on Learning Representations*.
- Yun Peng, Shuqing Li, Wenwei Gu, Yichen Li, Wenxuan Wang, Cuiyun Gao, and Michael Lyu. 2021. [Revisiting, benchmarking and exploring api recommendation: How far are we?](#) *Preprint*, arXiv:2112.12653.

- André Pereira, Bruno Lima, and João Pascoal Faria. 2024. Apitestgenie: Automated api test generation through generative ai. *arXiv preprint arXiv:2409.03838*.
- Yujia Qin, Shihao Liang, Yining Ye, Kunlun Zhu, Lan Yan, Yaxi Lu, Yankai Lin, Xin Cong, Xiangru Tang, Bill Qian, Sihan Zhao, Lauren Hong, Runchu Tian, Ruobing Xie, Jie Zhou, Mark Gerstein, dahai li, Zhiyuan Liu, and Maosong Sun. 2024. [ToolLLM: Facilitating large language models to master 16000+ real-world APIs](#). In *The Twelfth International Conference on Learning Representations*.
- Yangjun Ruan, Honghua Dong, Andrew Wang, Silviu Pitis, Yongchao Zhou, Jimmy Ba, Yann Dubois, Chris J Maddison, and Tatsunori Hashimoto. 2024. Identifying the risks of lm agents with an lm-emulated sandbox. In *The Twelfth International Conference on Learning Representations*.
- Qiaoyu Tang, Ziliang Deng, Hongyu Lin, Xianpei Han, Qiao Liang, Boxi Cao, and Le Sun. 2023. [Toolalpaca: Generalized tool learning for language models with 3000 simulated cases](#). *Preprint*, arXiv:2306.05301.
- Tianbao Xie, Danyang Zhang, Jixuan Chen, Xiaochuan Li, Siheng Zhao, Ruisheng Cao, Toh Jing Hua, Zhoujun Cheng, Dongchan Shin, Fangyu Lei, Yitao Liu, Yiheng Xu, Shuyan Zhou, Silvio Savarese, Caiming Xiong, Victor Zhong, and Tao Yu. 2024. [Osworld: Benchmarking multimodal agents for open-ended tasks in real computer environments](#). *Preprint*, arXiv:2404.07972.
- Binfeng Xu, Zhiyuan Peng, Bowen Lei, Subhabrata Mukherjee, Yuchen Liu, and Dongkuan Xu. 2023a. [Rewoo: Decoupling reasoning from observations for efficient augmented language models](#). *Preprint*, arXiv:2305.18323.
- Qiantong Xu, Fenglu Hong, Bo Li, Changran Hu, Zhengyu Chen, and Jian Zhang. 2023b. [On the tool manipulation capability of open-source large language models](#). *Preprint*, arXiv:2305.16504.
- Fanjia Yan, Huanzhi Mao, Charlie Cheng-Jie Ji, Tianjun Zhang, Shishir G. Patil, Ion Stoica, and Joseph E. Gonzalez. 2024. Berkeley function calling leaderboard. [https://gorilla.cs.berkeley.edu/blogs/8\\_berkeley\\_function\\_calling\\_leaderboard.html](https://gorilla.cs.berkeley.edu/blogs/8_berkeley_function_calling_leaderboard.html).
- An Yang, Baosong Yang, Beichen Zhang, Binyuan Hui, Bo Zheng, Bowen Yu, Chengyuan Li, Dayiheng Liu, Fei Huang, Haoran Wei, et al. 2024. Qwen2. 5 technical report. *arXiv preprint arXiv:2412.15115*.
- Shunyu Yao, Noah Shinn, Pedram Razavi, and Karthik Narasimhan. 2024.  [\$\tau\$ -bench: A benchmark for tool-agent-user interaction in real-world domains](#). *Preprint*, arXiv:2406.12045.
- Shunyu Yao, Jeffrey Zhao, Dian Yu, Nan Du, Izhak Shafran, Karthik R Narasimhan, and Yuan Cao. 2023. [React: Synergizing reasoning and acting in language models](#). In *The Eleventh International Conference on Learning Representations*.
- Ori Yoran, Samuel Joseph Amouyal, Chaitanya Malaviya, Ben Bogin, Ofir Press, and Jonathan Berant. 2024. [Assistantbench: Can web agents solve realistic and time-consuming tasks?](#) *Preprint*, arXiv:2407.15711.
- Tao Yu, Rui Zhang, Michihiro Yasunaga, Yi Chern Tan, Xi Victoria Lin, Suyi Li, Heyang Er, Irene Li, Bo Pang, Tao Chen, Emily Ji, Shreya Dixit, David Proctor, Sungrok Shim, Jonathan Kraft, Vincent Zhang, Caiming Xiong, Richard Socher, and Dragomir Radev. 2019. [SPaRc: Cross-domain semantic parsing in context](#). In *Proceedings of the 57th Annual Meeting of the Association for Computational Linguistics*, pages 4511–4523, Florence, Italy. Association for Computational Linguistics.
- Boyuan Zheng, Boyu Gou, Scott Salisbury, Zheng Du, Huan Sun, and Yu Su. 2024. [WebOlympus: An open platform for web agents on live websites](#). In *Proceedings of the 2024 Conference on Empirical Methods in Natural Language Processing: System Demonstrations*, pages 187–197, Miami, Florida, USA. Association for Computational Linguistics.

Lucen Zhong, Zhengxiao Du, Xiaohan Zhang, Haiyi Hu, and Jie Tang. 2025. [Complex-funcbench: Exploring multi-step and constrained function calling under long-context scenario](#). *Preprint*, arXiv:2501.10132.

Shuyan Zhou, Frank F. Xu, Hao Zhu, Xuhui Zhou, Robert Lo, Abishek Sridhar, Xianyi Cheng, Tianyue Ou, Yonatan Bisk, Daniel Fried, Uri Alon, and Graham Neubig. 2024. [Webarena: A realistic web environment for building autonomous agents](#). *Preprint*, arXiv:2307.13854.

## A Overview

We include dataset statistics in Section B and include additional experiments by studying the effect of obfuscation on ReACT agents in section C.1 and the effect of the size of the universe in Section C.2. We describe the artifacts generated by our API generation pipelines in Section D and include more details about our data generation pipelines in Section E. We include all LLM prompt templates in Section F and agent prompt templates in Section G. Finally, we include additional details on output parsing and how we conducted the error analysis in Section H.1.1.

## B Dataset Statistics

API Benchmarks	#Samples	#Tools	Avg. API Seq. Len	Avg. # Slots	Human Generated?	Real-World?	Invocable?
NESTTOOLS (Han et al., 2024)	1000	3,034	3.04	2.24	No	No	Yes
NestFul (Basu et al., 2025)	1861	921	4.40	-	No	No	Yes
ToolBench (Qin et al., 2024)	126486	16464	-	1.01	No	Yes	Yes*
API-Bank (Li et al., 2023b)	485	73	1.53	1.97	No	No	Yes
SLOT-BIRD	665	7	2.7	3.29	Yes	Yes	Yes
SEL-BIRD	651	1256	2.9	0.05	Yes	Yes	Yes
REST-BIRD	1267	1250	1	1.38	Yes	Yes	Yes

Table 3: Dataset statistics. \* Requires RapidAPI keys to execute the APIs

## C Additional Experiments

### C.1 Effect of Obfuscation

#### C.1.1 Data Construction

As described in the main paper, our goal was to study the impact of function descriptions and function names. To this end, we obfuscated both API and slot names, replacing them with placeholders such as FUNC\_0, FUNC\_1, ..., FUNC\_N and ARG\_1, ARG\_2, ..., ARG\_N. An example is shown below where an API name and argument gets obfuscated and the obfuscated tool name and slots will be passed to the Agent.

```
"get_free_meal_count_ratio_v1_bird_california_schools_get": {
  "name": "get_free_meal_count_ratio_v1_bird_california_schools_get",
  "description": "Get free meal count ratio for a given county",
  "arguments": {
    "county_name": {
      "type": "string",
      "description": "Name of the county",
      "title": "County Name",
      "name": "ARG_1"
    }
  },
  "path": "/v1/bird/california_schools/free_meal_count_ratio"
}
```

```
"FUNC_0": {
  "name": "FUNC_0",
  "description": "Get free meal count ratio for a given county",
  "arguments": {
    "ARG_1": {
```

```

    "type": "string",
    "description": "Name of the county",
    "title": "County Name",
    "name": "county_name"
  },
  "path": "/v1/bird/california_schools/free_meal_count_ratio"
}

```

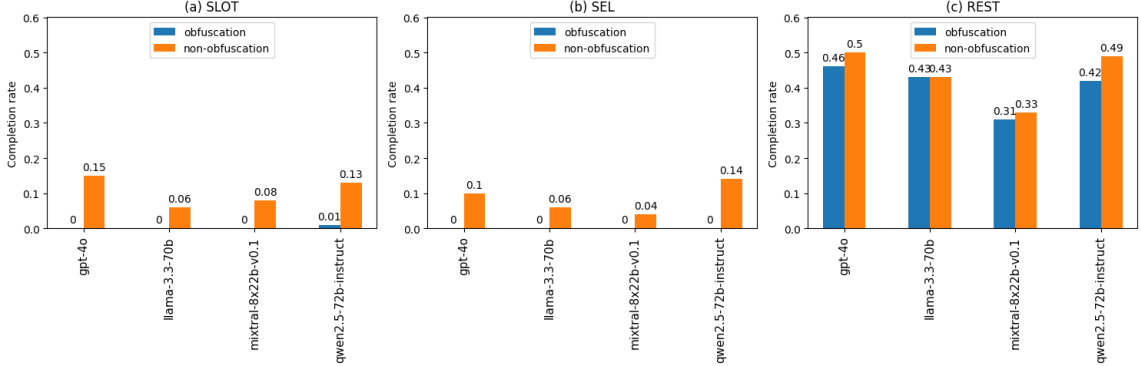


Figure 3: Effect of obfuscation on completion rate

### C.1.2 Results

We re-emphasize a significant contribution of our work: the ability to generate a substantial collection of invocable APIs. We leverage this aspect to investigate the extent to which models can rely on function descriptions and other meta-data when completing tasks with non-informative function names that provide no insight into their intended purpose. To achieve this, we obfuscate each API by assigning a unique integer to the prefix "func" (Paul et al., 2025). We evaluate performance using the three ReACT agents as before, as they are capable of exploring the environment based on observations (feedback). Unsurprisingly, the performance of models with obfuscated function names is lower across all datasets (Appendix Figure 3) with a slight drop in performance on the REST-BIRD dataset but with severe failures on the SLOT-BIRD and SEL-BIRD datasets. This result underscores the importance of employing domain-specific vocabularies to construct tools that enhance agents' ability to improve their tool calling performance.

Dataset	10%	25%	50%	75%	100%
formula_1	12	31	63	94	126
card_games	15	38	77	115	154
superhero	10	27	54	81	109
codebase_community	15	39	78	117	156
thrombosis_prediction	13	33	67	101	135
toxicology	9	23	47	71	95
financial	9	22	45	68	91
california_schools	7	18	37	56	75
student_club	13	32	65	97	130
european_football_2	11	29	59	88	118
debit_card_specializing	6	15	30	45	61

Table 4: Tool distribution percentiles across datasets

## C.2 Effect of the number of tools available

As described in the main paper, we also examine the effect of varying the number of tools provided to the agent. The REST dataset features a large API universe, and in some

cases, over 100 tools are passed to the model—making the selection task significantly more challenging.

### C.2.1 Data Construction

To study the impact of toolset size, we introduce a best-effort shortlisting mechanism. Given a total of  $N$  tools, we reduce the candidate set to 10 percent, 25 percent, 50 percent, or 75 percent of the original size to simulate different levels of tool availability.

We employ a best-effort shortlister that always includes the ground-truth tool and supplements it with  $N - 1$  additional (random) tools, resulting in a set of  $N$  tools that is then provided to the model.

For this experiment, we used the REACT agent and the prompt described in the previous section.

The below table shows the list of datasets along with the distribution.

### C.2.2 Results

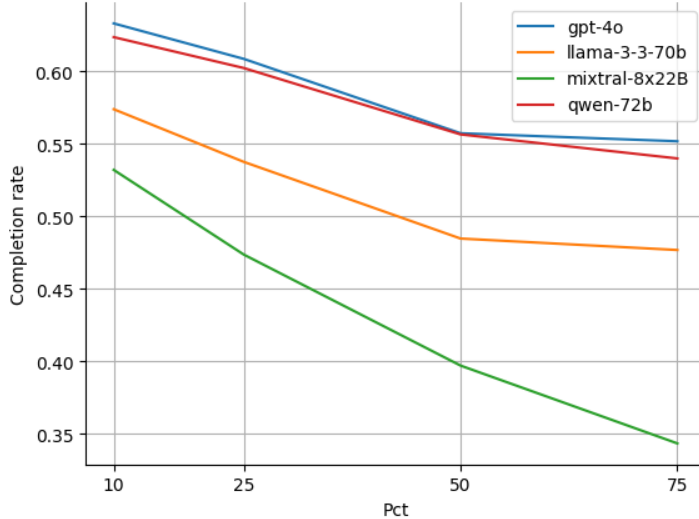


Figure 4: Effect of number of tools (percentage of universe) available on completion rate

We re-emphasize a significant contribution of our work: the ability to generate a substantial collection of invocable APIs. We leverage this aspect to investigate the extent to which models can rely on function descriptions and other meta-data when completing tasks with non-informative function names that provide no insight into their intended purpose. To achieve this, we obfuscate each API by assigning a unique integer to the prefix “func” (Paul et al., 2025). We evaluate performance using the three ReACT agents as before, as they are capable of exploring the environment based on observations (feedback). Unsurprisingly, the performance of models with obfuscated function names is lower across all datasets (Appendix Figure 3) with a slight drop in performance on the REST-BIRD dataset but with severe failures on the SLOT-BIRD and SEL-BIRD datasets. This result underscores the importance of employing domain-specific vocabularies to construct tools that enhance agents’ ability to improve their tool calling performance.

## D Artifacts

Each data generation pipeline produces the following three artifacts:

1. OpenAPI tool/API specifications: These specifications include both the names and parameters needed to invoke the tools, as well as descriptions with the semantic content needed to understand the purpose and behavior of the tools.
2. Invocable API/function implementation: The SLOT-BIRD and SEL-BIRD tools are provided as python functions which can be invoked programmatically or bound to a function calling LLM. The REST-BIRD APIs are provided as endpoints in a FastAPI server which has been containerized with Docker for easy deployment.
3. Evaluation set: The natural language, tool/API sequence pairs that form the evaluation set can be used to benchmark tool-calling LLMs or Agents.

## D.1 OpenAPI Functions / Tools

The OpenAPI tool/API specifications include the intent (API) name, description, and input and output parameters. For each parameter, a name, description, and data type is provided. The subset of input parameters that are required in each specification is also provided. For experiments with tool calling LLMs or agents, these specifications can be provided in the model prompt. The model must understand the specifications in order to successfully call the tools.

Below are some sample tool specifications from each of the three data generation pipelines.

**SLOT-BIRD:** The ‘sort\_data’ tool from the SLOT-BIRD dataset includes a required ‘key\_name’ parameter which takes values from a domain-specific enum. The possible values and their descriptions are provided as part of the tool specification.

```

1 {
2   'name': 'sort_data',
3   'description': "Sort data by the values associated with the chosen
4     key='key_name' If the input data is list-like, returns the sorted
5     list. If the input data is tabular, returns the table with rows
6     sorted by the values in column 'key_name'. If the data is grouped
7     tables, then sort the groups by the value in 'key_name'",
8   'parameters': {
9     'properties': {
10      'data_source': {
11        'description': 'The location of the data file in csv
12          format.', 'schema': {'type': 'string'}}
13      },
14      'key_name': {
15        'description': "name of key to sort by: \n* `
16          member_member_id` - unique id of member\n* `
17          member_first_name` - member's first name\n* `
18          member_last_name` - member's last name\n* `
19          member_email` - member's email\n* `member_position` -
20            The position the member holds in the club\n* `
21            member_t_shirt_size` - The size of tee shirt that
22            member wants when shirts are ordered\n* `member_phone
23            ` - The best telephone at which to contact the member
24            \n* `member_zip` - the zip code of the member's
25            hometown\n* `member_link_to_major` - The unique
26            identifier of the major of the member. References the
27            Major table\n* `major_major_id` - A unique
28            identifier for each major\n* `major_major_name` -
29            major name\n* `major_department` - The name of the
30            department that offers the major\n* `major_college` -
31            The name college that houses the department that
32            offers the major\n", 'schema': {'type': 'string', '
33            enum': ['member_member_id', 'member_first_name', '
34            member_last_name', 'member_email', 'member_position',
35            'member_t_shirt_size', 'member_phone', 'member_zip',
36            'member_link_to_major', 'major_major_id', '
37            major_major_name', 'major_department', 'major_college
38            ']}
39      }
40    }
41  }

```

```

11         },
12         'ascending': {
13             'description': 'whether to sort by ascending order', '
14                 schema': {'type': 'boolean'}}},
15         'required': ['data_source', 'key_name', 'ascending'],
16         'type': 'object'},
17     'output_parameters': {
18         'properties': {
19             'output_0': {
20                 'description': 'The path to a csv file containing data
21                     sorted by chosen key', 'type': 'string'
22             }
23         }
24     }
25 }

```

**SEL-BIRD:** The ‘sort\_data\_ascending’ tool from the SEL-BIRD dataset is equivalent to ‘sort\_data’ in SLOT-BIRD, with the ‘ascending’ argument fixed to True. There is also a corresponding ‘sort\_data\_descending’ tool.

```

1  {
2      'name': 'sort_data_ascending',
3      'description': "Sort data by the values associated with the chosen
4          key='key_name' If the input data is list-like, returns the sorted
5          list. If the input data is tabular, returns the table with rows
6          sorted by the values in column 'key_name'. If the data is grouped
7          tables, then sort the groups by the value in 'key_name'",
8      'parameters': {
9          'properties': {
10             'data_source': {
11                 'description': 'The location of the data file in csv
12                     format.', 'schema': {'type': 'string'}
13             },
14             'key_name': {
15                 'description': "name of key to sort by: \n* `
16                     member_member_id` - unique id of member\n* `
17                     member_first_name` - member's first name\n* `
18                     member_last_name` - member's last name\n* `
19                     member_email` - member's email\n* `member_position` -
20                     The position the member holds in the club\n* `
21                     member_t_shirt_size` - The size of tee shirt that
22                     member wants when shirts are ordered\n* `member_phone
23                     ` - The best telephone at which to contact the member
24                     \n* `member_zip` - the zip code of the member's
25                     hometown\n* `member_link_to_major` - The unique
26                     identifier of the major of the member. References the
27                     Major table\n* `major_major_id` - A unique
28                     identifier for each major\n* `major_major_name` -
29                     major name\n* `major_department` - The name of the
30                     department that offers the major\n* `major_college` -
31                     The name college that houses the department that
32                     offers the major\n", 'schema': {'type': 'string', '
33                     enum': ['member_member_id', 'member_first_name', '
34                     member_last_name', 'member_email', 'member_position',
35                     'member_t_shirt_size', 'member_phone', 'member_zip',
36                     'member_link_to_major', 'major_major_id', '
37                     major_major_name', 'major_department', 'major_college
38                     ']]}
39             },
40             'required': ['data_source', 'key_name', 'ascending'], 'type': 'object'
41         }, 'output_parameters': {
42             'properties': {
43                 'output_0': {'description': 'The path to a csv file
44                     containing data sorted by chosen key', 'type': 'string'}
45             }
46         }
47     }
48 }

```

```

15     }
16   }
17 }

```

**REST-BIRD:** Here is an example of tools generated using the REST-BIRD pipeline

```

1  "tools": [
2    {
3      "name": "get_free_meal_count_ratio_v1_bird_california_schools",
4      "description": "Get free meal count ratio for a given county",
5      "arguments": {
6        "county_name": {
7          "type": "string",
8          "description": "Name of the county",
9          "title": "County Name"
10       },
11     },
12     "path": "/v1/bird/california_schools/free_meal_count_ratio"
13   },
14   {
15     "name": "get_free_meal_count_ratio_educational_option_v1_bird",
16     "description": "Get free meal count ratio for a given",
17     "description": "educational option type",
18     "arguments": {
19       "educational_option_type": {
20         "type": "string",
21         "description": "Educational option type",
22         "title": "Educational Option Type"
23       },
24     },
25     "path": "/v1/bird/california_schools/free_meal_count_ratio_educational_option"
26   },
27   {
28     "name": "get_zip_codes_v1_bird_california_schools_zip_codes_get",
29     "description": "Get zip codes for a given district name and",
30     "description": "charter school status",
31     "arguments": {
32       "district_name": {
33         "type": "string",
34         "description": "Name of the district",
35         "title": "District Name"
36       },
37       "charter_school": {
38         "type": "integer",
39         "description": "Charter school status (1 for yes, 0",
40         "description": "for no)",
41         "title": "Charter School"
42       },
43     },
44     "path": "/v1/bird/california_schools/zip_codes"
45   },
46   {
47     "name": "get_mail_street_highest_frpm_v1_bird_california_schools",
48     "description": "Get mail street for the highest FRPM count (K",
49     "description": "-12)",
50     "arguments": {},
51     "path": "/v1/bird/california_schools/mail_street_highest_frpm"
52   }
53 ]

```

## D.2 Evaluation Dataset

Our data processing pipeline will also provide us with an evaluation set (in JSON format) or the test set will contain the following

- Utterance: Natural Language Utterance (from BIRD-SQL dataset)
- SQL Query: SQL Query from the BIRD-SQL dataset
- Gold Answer: Ground truth obtained by executing the SQL query on the BIRD SQL databases
- Output: Dictionary that contains the API (in OpenAI Function format) that will lead to the gold answer
- Output from executing the API: The output from executing the API will have the same data as the Gold Answer but it maybe in a different format

During our evaluation, we benchmark various models on the eval-set that we generated using our data generation pipeline.

Refer to Figure 1 for additional details about the eval-set.

## D.3 Invocable APIs (Python Code or Microservices)

In addition to the previously described components, our data generation pipeline also produces invocable code.

From the REST-BIRD pipeline, we obtain a FastAPI server, which is dockerized and deployed as a microservice.

From the SEQ-BIRD and SEL-BIRD pipelines, we receive a suite of Python tools. These can be invoked by installing the accompanying invocable-api codebase (included with this submission) as a Python library.

## E Data Generation Pipeline

The BIRD SQL dataset provides a rich source of structured information that can be leveraged to construct a high-quality API-centric dataset. Specifically, it includes the following components:

1. Natural language input utterances (questions)
2. Corresponding SELECT-SQL queries that yield correct answers
3. Real-world databases
4. Detailed database schemas, including table names, column names, and descriptions
5. Ground truth answers (obtainable by executing the associated SQL queries)

We get the below information from the BIRD SQL dataset

```
{
  "query": "SELECT `Free Meal Count (K-12)` / `Enrollment (K-12)` FROM frpm WHERE `County Name` = 'Alameda'
  → ORDER BY (CAST(`Free Meal Count (K-12)` AS REAL) / `Enrollment (K-12)`) DESC LIMIT 1",
  "input": "What is the highest eligible free rate for K-12 students in the schools in Alameda County?",
  "dataset_name": "california_schools",
  "gold_answer": [
    [
      1.0
    ]
  ],
}
```

For this work, we use the DEV set, which includes a total of 11 domains. The BIRD-SQL dataset consists exclusively of SELECT statements—it does not include UPDATE or INSERT queries. As a result, our tools primarily serve as data retrievers, effectively functioning as getters.

- California schools
- Card games
- Code base community
- Debit card specializing
- European football
- Financial
- Formula 1
- Student club
- Super hero
- Thrombosis prediction
- Toxicology

### E.1 SLOT-BIRD and SEL-BIRD Data Generation Pipelines

The SLOT-BIRD and SEL-BIRD datasets were constructed by first writing a set of python tools that could perform the same data manipulations as various parts of an SQL SELECT query. The Sqlglot python library was then used to parse each SQL query into an abstract syntax tree. The data generation pipeline then processed the parsed query components in the following order:

1. JOIN statements
2. WHERE statements
3. GROUPBY statements
4. ORDERBY statements
5. SELECT statements
6. AGGREGATE statements

**JOIN Statements** These were collectively combined into a single step, carried out by the ‘initialize\_active\_data’ function. This function is not included in the tool specifications provided to the models and agents in the experiments, due to the complex nature of its required arguments. Instead, it is called in the experiment scripts as a setup or data processing step while looping through the data instances. The output of this function is a single table on which the rest of the tool calls will operate. It is saved to a temporary csv file which is pointed to in the model prompts.

**WHERE Statements** Currently any number of WHERE statements are supported as long as they are connected only by ANDs. The conditions on which the WHERE statements can be performed are: ‘equal\_to’, ‘not\_equal\_to’, ‘greater\_than’, ‘less\_than’, ‘greater\_than\_equal\_to’, ‘less\_than\_equal\_to’, ‘contains’, and ‘like’. Additional conditions such as BETWEEN as well as clauses connected by OR will be included in future versions.

**GROUPBY Statements** Groupby statements are supported with a parameter to control aggregation type.

**SELECT Statements** The select statements are handled differently in SLOT-BIRD and SEL-BIRD. In SLOT-BIRD, the ‘retrieve\_data’ function performs this task, returning a subset of the columns of the table provided to it. This function also includes optional parameters: ‘distinct’ which controls whether to only return a list of the distinct elements in the column and ‘limit’ which truncates the returned results.

```
{ 'query': "SELECT T2.major_name FROM member AS T1 INNER JOIN major AS T2 ON T1.link_to_major = T2.major_id WHERE
    ↳ T1.first_name = 'Angela' AND T1.last_name = 'Sanders'",
  'input': "What's Angela Sanders's major?",
  'gold_answer': 'Business',
  'output': [{'name': 'filter_data',
    'arguments': {'data_source': '$starting_table_var$',
      'key_name': 'member_first_name',
      'value': 'Angela',
      'condition': 'equal_to'},
    'label': 'FILTERED_DF_0'},
  {'name': 'filter_data',
    'arguments': {'data_source': '$FILTERED_DF_0$',
      'key_name': 'member_last_name',
      'value': 'Sanders',
      'condition': 'equal_to'},
    'label': 'FILTERED_DF_1'},
  {'name': 'retrieve_data',
    'arguments': {'data_source': '$FILTERED_DF_1$',
      'key_name': 'major_major_name',
      'distinct': False,
      'limit': -1},
    'label': 'SELECT_COL_0'}],
  'dataset_name': 'student_club',
  'sample_id': 0,
  'initialization_step': {'name': 'initialize_active_data',
    'arguments': {'condition_sequence': [['T1.link_to_major',
      'T2.major_id',
      'INNER']]},
    'alias_to_table_dict': {'T1': {'original_table_name': 'member',
      'modified_table_name': 'member'},
      'T2': {'original_table_name': 'major', 'modified_table_name': 'major'}},
    'database_path': '/home/belder/invocable-api-hub/invocable_api_hub/driver/../../db/cache/student_club.sqlite'},
  'label': 'starting_table_var'}}
```

```
{
  'dataset_name': 'european_football_2',
  'input': 'Tell the defensive work rate for Kevin Berigaud on 2013/2/22.',
  'query': "SELECT t2.defensive_work_rate FROM Player AS t1 INNER JOIN Player_Attributes AS t2 ON t1.
    ↳ player_fifa_api_id = t2.player_fifa_api_id WHERE SUBSTR(t2.`date`, 1, 10) = '2013-02-22' AND t1.
    ↳ player_name = 'Kevin Berigaud'",
  'gold_answer': 'medium',
  'output': [
    {'name': 'transform_data',
     'arguments': {'data_source': '$starting_table_var$',
                  'key_name': 'Player_Attributes_date',
                  'operation_type': 'substring',
                  'operation_args': {'start_index': 0, 'end_index': 10}},
     'label': 'TRANSFORMED_DF_0'},
    {'name': 'filter_data',
     'arguments': {'data_source': '$TRANSFORMED_DF_0$',
                  'key_name': 'Player_Attributes_date',
                  'value': '2013-02-22',
                  'condition': 'equal_to'},
     'label': 'FILTERED_DF_1'},
    {'name': 'filter_data',
```

```

    'arguments': {'data_source': '$FILTERED_DF_1$',
    'key_name': 'Player_player_name',
    'value': 'Kevin Berigaud',
    'condition': 'equal_to'},
    'label': 'FILTERED_DF_2'},
    {'name': 'retrieve_data',
    'arguments': {'data_source': '$FILTERED_DF_2$',
    'key_name': 'Player_Attributes_defensive_work_rate',
    'distinct': False,
    'limit': -1},
    'label': 'SELECT_COL_0'}
  ]
}

```

## E.2 REST-BIRD Data Generation Pipeline

The 11 domains mentioned below yields a total of 1267 tools and 1250 evaluation data points (test set).

- California schools
- Card games
- Code base community
- Debit card specializing
- European football
- Financial
- Formula 1
- Student club
- Super hero
- Thrombosis prediction
- Toxicology

Note that our pipeline is easy to extend and very quickly, we will be able to create the APIs and the dataset using the train set as well, expanding our dataset to atleast 12,000 tools.

From the data generation pipeline, we expect the following results

- **Domain-specific API server code** — For each domain (e.g., California Schools, Formula 1), we generate FastAPI server code. This code is then containerized using Docker and deployed to a server, enabling easy access and sharing. We are also relying on the LLM to come up with a description for the API, which is critical as the models rely heavily on the API’s description during intent classification.
- **Evaluation dataset (JSON)** — A structured JSON file serves as our evaluation dataset, capturing input queries, expected outputs, and metadata.
- **API/tool definitions in OpenAPI format** — A list of API endpoints represented in OpenAPI function format, mirroring the generated RESTful endpoints.

A screen shot of our deployed server code.

Our evaluation dataset looks like the below.

```

{
  "query": "SELECT `Free Meal Count (K-12)` / `Enrollment (K-12)`\nFROM frpm\nWHERE `County Name` = 'Alameda'\n↪ nORDER BY (CAST(`Free Meal Count (K-12)` AS REAL) / `Enrollment (K-12)`)\nDESC\nLIMIT 1",
  "input": "What is the highest eligible free rate for K-12 students in Alameda County schools?",
  "dataset_name": "california_schools",
  "gold_answer": [[1.0]],
  "output": [{
    "name": "get_free_meal_count_ratio_v1_bird_california_schools_free_meal_count_ratio_get",
    "arguments": {"county_name": "Alameda"},
    "path": "/v1/bird/california_schools/free_meal_count_ratio"
  }],
  "output_after_executing_api": "{\"free_meal_count_ratio\": [1.0]}"
}

```

Method	Endpoint	Description
GET	/v1/sparc/tvshow/tv_channel/ids_except_director	Get TV channel IDs except those directed by a given director
GET	/v1/bird/california_schools/free_meal_count_ratio	Get free meal count ratio for a given county
GET	/v1/bird/california_schools/free_meal_count_ratio_educational_option	Get free meal count ratio for a given educational option type
GET	/v1/bird/california_schools/zip_codes	Get zip codes for a given district name and charter school status
GET	/v1/bird/california_schools/mail_street_highest_frpm	Get mail street for the highest FRPM count (K-12)
GET	/v1/bird/california_schools/phone_numbers_charter_schools	Get phone numbers for charter schools with specific funding type and open da
GET	/v1/bird/california_schools/count_distinct_schools	Get count of distinct schools with specific virtual status and average math score
GET	/v1/bird/california_schools/schools_magnet_status	Get schools with specific magnet status and number of test takers
GET	/v1/bird/california_schools/phone_number_highest_ge1500	Get phone number for the highest number of students scoring 1500 or above
GET	/v1/bird/california_schools/num_test_takers_highest_frpm	Get number of test takers for the school with the highest FRPM count (K-12)
GET	/v1/bird/california_schools/count_school_codes	Get count of school codes with specific average math score and charter funding type
GET	/v1/bird/california_schools/frpm_count_highest_avg_read	Get FRPM count (Ages 5-17) for the highest average reading score

Figure 5: REST API swagger specification, deployed in a server

In the example above, we extend the original BIRD SQL fields by including an additional field, output, which represents the target API endpoint serving as the ground truth. We then execute this API using the FastAPI server code generated by the LLM, and the resulting response is captured in the outputafterexecutingapi field.

The universe of tools we generate, per dataset (domain) will look like this snippet below. We get the description of the APIs and the description of the SLOTS from the OPEN API Spec (which is auto generated from the FAST API Server Code which we obtain from the Code Generation Agent).

```
{
  "name": "get_free_meal_count_ratio_educational_option_v1_bird_california_schools",
  "description": "Get free meal count ratio for a given educational option type",
  "arguments": {
    "educational_option_type": {
      "type": "string",
      "description": "Educational option type",
      "title": "Educational Option Type"
    }
  },
  "path": "/v1/bird/california_schools/free_meal_count_ratio_educational_option"
},
{
  "name": "get_zip_codes_v1_bird_california_schools_zip_codes_get",
  "description": "Get zip codes for a given district name and charter school status",
  "arguments": {
    "district_name": {
      "type": "string",
      "description": "Name of the district",
      "title": "District Name"
    },
    "charter_school": {
      "type": "integer",
      "description": "Charter school status (1 for yes, 0 for no)",
      "title": "Charter School"
    }
  },
  "path": "/v1/bird/california_schools/zip_codes"
},
{
  "name": "get_mail_street_highest_frpm_v1_bird_california_schools_mail_street_highest_frpm_get",
  "description": "Get mail street for the highest FRPM count (K-12)",
  "arguments": {},
  "path": "/v1/bird/california_schools/mail_street_highest_frpm"
},
}
```

Building on this foundation, we investigate the use of large language models (LLMs) to generate realistic, executable REST APIs. To that end, we developed an agentic data generation pipeline composed of several stages as seen below. Some of the stages use a large language models. Some of them use python code to finish a task.

1. A **Code Generation Agent**, powered by mistral-large, synthesizes FastAPI server code based on the input utterance, the corresponding SQL query, and the desired API endpoint structure (e.g., /v1/bird/formula1/surname?raceid=19).
2. A **Deduplication Agent** ensures that functionally equivalent endpoints (e.g., get\_Employees vs get\_All\_Employees) are consolidated, avoiding redundant implementations in the generated API.
3. The generated API is then executed, and each endpoint is invoked with representative inputs to collect the output.
4. A **Judge Agent**: The output is compared against the expected ground truth results derived from the original SQL query. We employ a simple judge for this as the output from the REST end point (FAST API Server implementation) maybe different from the output obtained by executing the SQL query.
5. If the generated output aligns with the expected answer, the API endpoint is considered valid and included in the dataset. Otherwise, the corresponding tool is discarded after a couple of iterative attempts.

This pipeline enables the creation of a reliable and verifiable dataset of REST APIs grounded in real-world databases and driven by natural language intent.

### E.2.1 Code Generation Agent

Leveraging an LLM to generate RESTful endpoints offers significant advantages. Key design decisions—such as identifying appropriate query parameters (i.e., input slots), generating descriptive API documentation, and determining standardized output formatting—are effectively automated through the model’s capabilities. Furthermore, the data generation pipeline demonstrates strong extensibility, enabling scalable and efficient synthesis of a large number of APIs with minimal manual intervention.

The input to the Code Generation Agent will include a set of SQL queries and the output will be Fast API Server Code.

Refer to the prompt below.

```

1 <s>[INST] You are Mixtral Chat, an AI language model developed by Mistral AI.
  You are a cautious assistant. You carefully follow instructions. You are
  helpful and harmless and you follow ethical guidelines and promote positive
  behavior.
2
3 I have a list of SQL queries. Take every single query, wrap it into a REST API
  using Fast API library. Make sure every API/function can handle some query
  parameters as well.
4 Definition of query parameter:
5 Query parameters are added to the end of the URL and are used to filter, sort,
  or modify the data being returned by the API. For example, a client might
  want to retrieve a list of products from an e-commerce API, but only those
  products that are in stock and within a certain price range.
6
7 Here is an example:
8 Consider the follow example query
9
10 SELECT director FROM director WHERE name = 'Pinocchio'
11
12 Look at the where clause in the query above and it has "WHERE name = 'Pinocchio
  '". I would translate that into a query parameter as seen below. (
  movie_name)

```

```

13 # Endpoint to get all available years
14
15 @app.get("/director", summary="Get director for a given movie")
16 async def get_director_for_a_movie(movie_name: str = Query(..., description="
    Name of the movie")):
17
18
19 I am expecting every API to have a query parameter so that it can be
    generalized nicely.
20
21 Here is the list
22 [
23 <<TOOLS>>
24 ]
25 Make sure you use sqlite and cursor to execute the API as well. Make sure the
    decorator has a nice summary and every API should handle one or more query
    parameters so that the API is modular and generic.
26 Do not make specific APIs. Keep it generic so that it can handle different
    input values.
27 Make sure each of the SQL queries above can be mapped to a api end point.
28
29 Towards the end, give me the exact API call that would match the eval SQL
    queries above. Just give me a python list.
30 Check the total number of API calls you came up with and see if it matches the
    length of evaluation SQL queries.
31
32 [/INST]

```

The above prompt results in LLM-generated FastAPI server code. Below is a snippet from the California Schools domain. While this example showcases a few representative endpoints, our pipeline generates at least one endpoint per SQL query in the dataset.

```

1
2 import sqlite3
3
4 from fastapi import APIRouter
5 app = APIRouter()
6
7 # Helper function to connect to SQLite and execute queries
8 def get_db_connection():
9     connection = sqlite3.connect('db/california_schools/
    california_schools.sqlite')
10     connection.row_factory = sqlite3.Row # Enable accessing columns by
        name
11     return connection
12
13 # Endpoint to get the free meal count ratio for a given county
14 @app.get("/v1/california_schools/frpm/free-meal-ratio/{county_name}",
    summary="Get free meal ratio for a given county")
15 async def get_free_meal_ratio_for_county(county_name: str):
16     connection = get_db_connection()
17     cursor = connection.cursor()
18
19     try:
20         cursor.execute("SELECT `Free Meal Count (K-12)` / `Enrollment (K-12)` FROM frpm WHERE `County Name` = ? ORDER BY (CAST(`Free Meal Count (K-12)` AS REAL) / `Enrollment (K-12)`) DESC LIMIT 1", (county_name,))
21         ratio = cursor.fetchone()[0]
22     except Exception as e:
23         ratio = ""
24

```

```

25     connection.close()
26     return ratio
27
28 # Endpoint to get the free meal count ratio for continuation schools
29 @app.get("/v1/california_schools/frpm/free-meal-ratio/continuation-
    schools", summary="Get free meal ratio for continuation schools")
30 async def get_free_meal_ratio_for_continuation_schools():
31     connection = get_db_connection()
32     cursor = connection.cursor()
33
34     try:
35         cursor.execute("SELECT `Free Meal Count (Ages 5-17)` / `
            Enrollment (Ages 5-17)` FROM frpm WHERE `Educational Option
            Type` = 'Continuation School' AND `Free Meal Count (Ages
            5-17)` / `Enrollment (Ages 5-17)` IS NOT NULL ORDER BY `Free
            Meal Count (Ages 5-17)` / `Enrollment (Ages 5-17)` ASC LIMIT
            3")
36         ratios = [row[0] for row in cursor.fetchall()]
37     except Exception as e:
38         ratios = []
39
40     connection.close()
41     return ratios

```

Listing 5: FastAPI Endpoint Example

### E.2.2 Judge Agent

In order to verify the output coming from executing the API vs the output obtained by executing the SQL query, we employ a simple Judge agent (that uses Mixtral 8X22B)

Here is the prompt

```

1 You are an expert grader. You have ground truth defined below
2 {ground_truth}
3 and you have responses from a system defined below.
4 {response_from_data_gen_pipeline}
5
6 Check if the responses and ground truth match properly. It is not a string
  comparison. You may have to consider parsing the output properly and look
  for the ground truth in the system response.
7 In many cases, the ground truth will just have one string but the response may
  have a long sentence and the ground truth maybe "in the" response. So,
  carefully parse.
8 Respond back with a string saying "yes" and "no". "yes" would mean, the ground
  truth and system responses match up.
9 I am not expecting the format of the ground truth and the response from the
  system to match. It is okay if the data is the same but format is different.

10 I am not looking for code. Just answer the question, no rambling. Stick to the
    string output only.
11 Remember, sometimes the data type may not match but the data between the ground
    truth and the response may match.
12 Separately, tell me the rationale for every decision you made.
13 Maybe your output can be a comma separate string (decision, rationale)
14 Note, it is okay if the output format and structure is different from the
    ground truth. As long as the content matches, we are good.

```

### E.2.3 Limitations and Future Extensions

1. While the generated REST APIs closely resemble those a human developer might design, we believe that a skilled developer can still produce more reliable and maintainable implementations than a large language model.
2. We believe that with more thoughtful prompt engineering, the quality of the generated APIs can be significantly improved. We used mixtral-large for data generation but in our experimentation, we noticed GPT-4o doing a much better job for code generation tasks
3. In our initial approach, we used a best-effort strategy to generate a set of granular APIs. However, the BIRD SQL dataset provides additional signals—such as database schema, column names, and descriptions—that can be leveraged to expand the API space. In our experiments, we found it straightforward to generate a wide range of getter APIs covering nearly every column and various column combinations. That extended version is not included in this paper but will be considered in the future
4. We have observed that generating meaningful APIs using LLMs can be error-prone, and we have taken care to minimize any data quality issues. For instance, if an endpoint is unusable, we exclude both the tool and any data points that rely on it. In some cases, the models produce redundant API implementations—such as `get_employees_by_first` and `get_employees_by_first_name` — which may be functionally identical but introduce unnecessary ambiguity for the model or agent. We’ve made a concerted effort to de-duplicate or discard such tools and data points to ensure a cleaner, more consistent dataset.
5. BIRD-SQL consists primarily of SELECT queries. It would be interesting to evaluate the quality of tool generation on a dataset that also includes UPDATE and INSERT queries and in turn evaluate the performance of models and agents on POST and PUT REST operations
6. Leveraging an LLM to generate RESTful endpoints offers significant advantages. It significantly reduces the time taken to implement the APIs and key design decisions—such as identifying appropriate query parameters (i.e., input slots), generating descriptive API documentation, and determining standardized output formatting—are effectively automated through the model’s capabilities. Furthermore, the data generation pipeline demonstrates strong extensibility, enabling scalable and efficient synthesis of a large number of APIs with minimal manual intervention.

## F Direct LLM Invocation Experiments - Prompt Templates

We conducted experiments using ten different models, including a mix of small- and large-parameter architectures. The following section presents the prompts used in our evaluation. Each prompt instructs the language model to select the appropriate sequence of tools, correctly populate the corresponding slots, and produce a well-formed, machine-parsable JSON output.

### F.1 Prompt Templates for SLOT-BIRD and SEL-BIRD Datasets

The SLOT-BIRD and SEL-BIRD prompts used in our non-agentic function-calling experiments are derived from the BFCL prompts, but also include the addition of three ICL examples and an instruction to utilize the initial table created to set up the problem.

- QUERY: input natural language question to answer
- FUNCTION\_STR list of OpenAPI-format specifications for the functions/APIs available to the model
- ICL\_EXAMPLES: The three ICL examples provided to the model

***F.1.1 Llama family of models Prompt (Llama 3.3 70B, Llama 3.1 8B)***

```

1 <|begin_of_text|><|start_header_id|>system<|end_header_id|>
2
3 You are an expert in composing functions. You are given a question and a set of
  possible functions. Based on the question, you will need to make one or
  more function/tool calls to achieve the purpose. If none of the function
  can be used, point it out. If the given question lacks the parameters
  required by the function, also point it out. You should only return the
  function call in tools call sections.
4
5 You have access to the following functions:
6
7 {FUNCTION_STR}
8
9 Relevant data is available in the file starting_table_var.
10
11 Here are some examples:
12 {ICL_EXAMPLES}
13
14 Reminder:
15 - Function calls MUST follow the specified format
16 - Except the function calls, NO other text MUST be included.
17
18 You are a helpful assistant.<|eot_id|><|start_header_id|>user<|end_header_id|>
19
20 {QUERY}<|eot_id|><|start_header_id|>assistant<|end_header_id|>

```

***F.1.2 watt-tool-8B***

```

1 <|begin_of_text|><|start_header_id|>system<|end_header_id|>
2
3 You are an expert in composing functions. You are given a question and a set of
  possible functions. Based on the question, you will need to make one or
  more function/tool calls to achieve the purpose.
4 If none of the function can be used, point it out. If the given question lacks
  the parameters required by the function, also point it out.
5 You should only return the function calls in your response.
6
7 If you decide to invoke any of the function(s), If you decide to invoke any of
  the function, you MUST put it in the JSON format of [{"name": "func_name1",
  "arguments": {"argument1": "value1", "argument2": "value2"}, "label": "
  output_label1"}]
8 You SHOULD NOT include any other text in the response.
9
10 At each turn, your should try your best to complete the tasks requested by the
  user within the current turn. Continue to output functions to call until
  you have fulfilled the user's request to the best of your ability. Once you
  have no more functions to call, the system will consider the current turn
  complete and proceed to the next turn or task.
11
12 Here is a list of functions in JSON format that you can invoke.
13 {FUNCTION_STR}
14
15 Relevant data is available in the file starting_table_var.
16
17 Here are some examples: {ICL_EXAMPLES}
18 <|eot_id|><|start_header_id|>user<|end_header_id|>
19

```

```
20 {QUERY}<|eot_id|><|start_header_id|>assistant<|end_header_id|>
```

### ***F.1.3 Mixtral 8X22B Prompt***

```
1 <|begin_of_text|><|start_header_id|>system<|end_header_id|>
2
3 You are an expert in composing functions. You are given a question and a set of
  possible functions. Based on the question, you will need to make one or
  more function/tool calls to achieve the purpose. If none of the function
  can be used, point it out. If the given question lacks the parameters
  required by the function, also point it out. You should only return the
  function call in tools call sections.
4
5 You have access to the following functions:
6
7 {FUNCTION_STR}
8
9 Relevant data is available in the file starting_table_var.
10
11 Here are some examples:
12 {ICL_EXAMPLES}
13
14 Reminder:
15 - Function calls MUST follow the specified format
16 - Except the function calls, NO other text MUST be included.
17
18 You are a helpful assistant.<|eot_id|><|start_header_id|>user<|end_header_id|>
19
20 {QUERY}<|eot_id|><|start_header_id|>assistant<|end_header_id|>
21 >>> print(prompts['Mixtral-8x22B-Instruct-v0.1'])
22 [AVAILABLE_TOOLS] {FUNCTION_STR} [/AVAILABLE_TOOLS]
23
24 Relevant data is available in the file starting_table_var. [INST] Here are
  some examples:
25 {ICL_EXAMPLES}
26
27 {QUERY}
28 Generate the output function call strictly in a JSON format. No other text
  should be included. [/INST]
```

### ***F.1.4 DeepSeek V3 Prompt***

```
1 <|begin_of_text|><|start_header_id|>system<|end_header_id|>
2
3 You are an expert in composing functions. You are given a question and a set of
  possible functions. Based on the question, you will need to make one or
  more function/tool calls to achieve the purpose. If none of the function
  can be used, point it out. If the given question lacks the parameters
  required by the function, also point it out. You should only return the
  function call in tools call sections.
4
5 You have access to the following functions:
6
7 {FUNCTION_STR}
8
9 Relevant data is available in the file starting_table_var.
10
11 Here are some examples:
```

```

12 {ICL_EXAMPLES}
13
14 Reminder:
15 - Function calls MUST follow the specified format
16 - Except the function calls, NO other text MUST be included.
17
18 You are a helpful assistant.<|eot_id|><|start_header_id|>user<|end_header_id|>
19
20 {QUERY}<|eot_id|><|start_header_id|>assistant<|end_header_id|>

```

### ***F.1.5 Qwen family of models Prompt (Qwen 2.5 7B, Qwen 2.5 72B)***

```

1 <|im_start|>system
2 You are Qwen, created by Alibaba Cloud. You are a helpful assistant.
3
4 # Tools
5
6 You may call one or more functions to assist with the user query.
7
8 You are provided with function signatures within <tools></tools> XML tags:
9 <tools>
10 {FUNCTION_STR}
11 </tools>
12
13 For each function call, return a json object with function name and arguments
14   within <tool_call></tool_call> XML tags:
15 <tool_call>
16 {"name": <function-name>, "arguments": <args-json-object>, "label": <output-
17   label>}
18 </tool_call>
19
20 Relevant data is available in the file starting_table_var.
21
22 Here are some examples: {ICL_EXAMPLES}
23 <|im_end|>
24 <|im_start|>user
25 {QUERY}<|im_end|>
26 <|im_start|>assistant

```

### ***F.1.6 Granite 3.1 8B Instruct prompt***

```

1 <|start_of_role|>system<|end_of_role|>You are a helpful assistant with access
2   to the following function calls. Your task is to produce a sequence of
3   function calls necessary to generate response to the user utterance.
4   Relevant data is available in the file starting_table_var. <|end_of_text|>

```

### ***F.1.7 GPT 4-o prompt***

```

1 You are a helpful assistant with access to the following function calls. Your
2   task is to produce a sequence of function calls necessary to generate
3   response to the user utterance.
4
5 Relevant data is available in the file starting_table_var.
6
7 Here are some examples: {ICL_EXAMPLES}

```

### F.1.8 Hammer prompt

```

1 <|im_start|>system
2 You are a helpful assistant.<|im_end|>
3 <|im_start|>user
4 [BEGIN OF TASK INSTRUCTION]
5 You are a tool calling assistant. In order to complete the user's request, you
   need to select one or more appropriate tools from the following tools and
   fill in the correct values for the tool parameters. Your specific tasks are
   :
6 1. Make one or more function/tool calls to meet the request based on the
   question.
7 2. If none of the function can be used, point it out and refuse to answer.
8 3. If the given question lacks the parameters required by the function, also
   point it out.
9
10 [END OF TASK INSTRUCTION]
11
12 [BEGIN OF AVAILABLE TOOLS]
13 {FUNCTION_STR}
14 [END OF AVAILABLE TOOLS]
15
16 [BEGIN OF FORMAT INSTRUCTION]
17
18 The output MUST strictly adhere to the following JSON format, and NO other text
   MUST be included.
19 The example format is as follows. Please make sure the parameter type is
   correct. If no function call is needed, please directly output an empty
   list '[]'
20 ```
21 [
22   {"name": "func_name1", "arguments": {"argument1": "value1", "argument2": "
   value2"}, "label": "output_label1"},
23   ... (more tool calls as required)
24 ]
25 ```
26
27 Relevant data is available in the file starting_table_var.
28
29 Here are some examples: {ICL_EXAMPLES}
30
31 [END OF FORMAT INSTRUCTION]
32
33 [BEGIN OF QUERY]
34 {QUERY}
35 [END OF QUERY]
36
37 <|im_end|>
38 <|im_start|>assistant

```

### F.1.9 First ICL Example

```

{
  "sample_id": 10,
  "dataset_name": "disney",
  "input": "Among the movies directed by Wolfgang Reitherman, which one of them was the most popular?",
  "output": [
    {
      "name": "filter_data",
      "arguments": {
        "data_source": "$starting_table_var$",

```

```

        "key_name": "director_director",
        "value": "Wolfgang Reitherman",
        "condition": "equal_to"
    },
    "label": "FILTERED_DF_0"
},
{
    "name": "sort_data",
    "arguments": {
        "data_source": "$FILTERED_DF_0$",
        "key_name": "movies_total_gross_total_gross",
        "ascending": false
    },
    "label": "SORTED_DF"
},
{
    "name": "retrieve_data",
    "arguments": {
        "data_source": "$SORTED_DF$",
        "key_name": "movies_total_gross_movie_title",
        "distinct": false,
        "limit": 1
    },
    "label": "SELECT_COL_0"
}
],
"tools": [
    {
        "description": "Sort data by the values associated with the chosen key='key_name' If the input
        ↳ data is list-like, returns the sorted list. If the input data is tabular, returns the
        ↳ table with rows sorted by the values in column 'key_name'. If the data is grouped
        ↳ tables, then sort the groups by the value in 'key_name'",
        "name": "sort_data",
        "arguments": {
            "data_source": {
                "description": "The location of the data file in csv format.",
                "type": "string"
            },
            "key_name": {
                "description": "name of key to sort by",
                "type": "string",
                "enum": [
                    "ALLOWED_VALUES_FOR_KEY_NAME"
                ]
            },
            "ascending": {
                "description": "whether to sort by ascending order",
                "type": "boolean"
            }
        }
    },
    {
        "description": "Transform the data assigned to a key in the input table (dict) using the
        ↳ specified operation and operation_args",
        "name": "transform_data",
        "arguments": {
            "data_source": {
                "description": "The location of the data file in csv format.",
                "type": "string"
            },
            "key_name": {
                "description": "name of key to transform",
                "type": "string",
                "enum": [
                    "ALLOWED_VALUES_FOR_KEY_NAME"
                ]
            },
            "operation_type": {
                "description": "the type of operation to perform, must be one of ['substring', '
                ↳ strftime']",
                "type": "string",
                "enum": [
                    "substring",
                    "strftime"
                ]
            },
            "operation_args": {
                "description": "any arguments required by the operation_type",
                "type": "object"
            }
        }
    }
]
}

```

```

    },
    {
      "description": "This function applies a filter on the given key of the input data based on the
        ↳ provided condition and value. It returns a new table (dict) with the rows that meet
        ↳ the condition.",
      "name": "filter_data",
      "arguments": {
        "data_source": {
          "description": "The location of the data file in csv format.",
          "type": "string"
        },
        "key_name": {
          "description": "The key on which the filter will be applied.",
          "type": "string",
          "enum": [
            "ALLOWED_VALUES_FOR_KEY_NAME"
          ]
        },
        "value": {
          "description": "The value to compare against in the filtering operation.",
          "type": "object"
        },
        "condition": {
          "description": "The condition to apply for filtering. It must be one of the following:-
            ↳ 'equal_to': Filters rows where the column's value is equal to the given value.-
            ↳ 'not_equal_to': Filters rows where the column's value is not equal to the
            ↳ given value.- 'greater_than': Filters rows where the column's value is greater
            ↳ than the given value.- 'less_than': Filters rows where the column's value is
            ↳ less than the given value.- 'greater_than_equal_to': Filters rows where the
            ↳ column's value is greater than or equal to the given value.- '
            ↳ less_than_equal_to': Filters rows where the column's value is less than or
            ↳ equal to the given value.- 'contains': Filters rows where the column's value
            ↳ contains the given value (applies to strings).- 'like': Filters rows where the
            ↳ column's value matches a regex pattern (applies to strings).",
          "type": "string",
          "enum": [
            "equal_to",
            "not_equal_to",
            "greater_than",
            "less_than",
            "greater_than_equal_to",
            "less_than_equal_to",
            "contains",
            "like"
          ]
        }
      }
    },
    {
      "description": "Returns contents of a data column",
      "name": "retrieve_data",
      "arguments": {
        "data_source": {
          "description": "The location of the data file in csv format.",
          "type": "string"
        },
        "key_name": {
          "description": "key name or list of key names to select",
          "type": "string",
          "enum": [
            "ALLOWED_VALUES_FOR_KEY_NAME"
          ]
        },
        "distinct": {
          "description": "whether to return only distinct values",
          "type": "boolean"
        },
        "limit": {
          "description": "only return the first 'limit' elements",
          "type": "integer"
        }
      }
    }
  ],
  "key_values_and_descriptions": [
    {
      "key_name": "director_name",
      "description": "unique movie name",
      "dtype": "string"
    }
  ],
  {

```

```

        "key_name": "director_director",
        "description": "the name of the director",
        "dtype": "string"
    },
    {
        "key_name": "movies_total_gross_movie_title",
        "description": "movie title",
        "dtype": "string"
    },
    {
        "key_name": "movies_total_gross_release_date",
        "description": "release date",
        "dtype": "string"
    },
    {
        "key_name": "movies_total_gross_genre",
        "description": "genre of the movie",
        "dtype": "string"
    },
    {
        "key_name": "movies_total_gross_MPA rating",
        "description": "Motion Picture Association of America of the disney movie",
        "dtype": "string"
    },
    {
        "key_name": "movies_total_gross_total_gross",
        "description": "The total gross of the movie.",
        "dtype": "string"
    },
    {
        "key_name": "movies_total_gross_inflation_adjusted_gross",
        "description": "The inflation-adjusted gross of the movie.",
        "dtype": "string"
    }
],
"gold_answer": "The Aristocats"
}

```

## F.2 Prompt Templates for REST-BIRD Dataset

To the best of our knowledge, for experiments that involve directly querying the LLM using the REST datasets, we have adopted the same prompt format as used in the experiments presented on the BFCL leaderboard [Yan et al. \(2024\)](#).

The prompt requires specific components to be filled in. It is important to note that, consistent with the BFCL setup, we do not use in-context learning examples in these experiments involving the REST datasets.

- Query (refers to the input utterance)
- Tools (refers to the list of functions / api's)

### F.2.1 Llama family of models Prompt (Llama 3.3 70B, Llama 3.1 8B, Watt-tools 8B)

```

1 <|begin_of_text|><|start_header_id|>system<|end_header_id|>
2
3 You are an expert in composing functions. You are given a question and a set of
  possible functions.
4 Based on the question, you will need to make one or more function/tool calls to
  achieve the purpose.
5 If none of the function can be used, point it out. If the given question lacks
  the parameters required by the function, also point it out.
6
7 You should only return the function calls in your response.
8 If you decide to invoke any of the function(s), you MUST put it in the format
  of [func_name1(params_name1=params_value1, params_name2=params_value2...),
  func_name2(params)]
9 You SHOULD NOT include any other text in the response.

```

```

10 At each turn, you should try your best to complete the tasks requested by the
    user within the current turn.
11 Continue to output functions to call until you have fulfilled the user's
    request to the best of your ability. Once you have no more functions to
    call, the system will consider the current turn complete and proceed to the
    next turn or task.
12 Here is a list of functions in JSON format that you can invoke.
13 {FUNCTION_STR}<|eot_id|><|start_header_id|>user<|end_header_id|>
14 {QUERY}<|eot_id|><|start_header_id|>assistant<|end_header_id|>

```

### ***F.2.2 Mixtral 8X22B Prompt***

```

1 [INST]You are a helpful assistant with access to the following function calls.
2 Your task is to produce a sequence of function calls necessary to generate
    response to the user utterance.
3 Use the following function calls as required and return only function "name"
    with empty "arguments" as a list of dictionary in your response.[/INST]
4 [AVAILABLE_TOOLS] {FUNCTION_STR} [/AVAILABLE_TOOLS]
5
6 USER: {QUERY}
7 ASSISTANT:

```

### ***F.2.3 DeepSeek V3 Prompt***

```

1 <|begin_of_sentence|>You are a helpful AI assistant with access to the
    following tools.
2 When a tool is required to answer the user's query, respond with the tool call
    followed by a JSON list of tools used.
3 If a tool does not exist in the provided list of tools, notify the user that
    you do not have the ability to fulfill the request.
4 Use the following function calls as required and return only function ``name''
    with empty ``arguments'' as a list of dictionary in your response. Here are
    the tools. {FUNCTION_STR}<|User|>{QUERY}<|Assistant|>

```

### ***F.2.4 Qwen family of models Prompt (Qwen 2.5 7B, Qwen 2.5 72B)***

```

1 <|im_start|>system
2 You are Qwen, created by Alibaba Cloud. You are a helpful assistant.
3
4 # Tools
5
6 You may call one or more functions to assist with the user query.
7
8 You are provided with function signatures within <tools></tools> XML tags:
9 <tools>
10 {FUNCTION_STR}
11 </tools>
12
13 For each function call, return a json object with function name and arguments
    within <tool_call></tool_call> XML tags:
14 <tool_call>
15 {"name": <function-name>, "arguments": <args-json-object>}
16 </tool_call><|im_end|>
17 <|im_start|>user
18 {QUERY}<|im_end|>
19 <|im_start|>assistant

```

### E.2.5 Granite 3.1 prompt

```

1 <|start_of_role|>system<|end_of_role|>
2 You are a helpful assistant with access to the following function calls. Your
  task is to produce a single function call necessary to generate response to
  the user utterance.<|end_of_text|>
3 <|start_of_role|>system<|end_of_role|>
4 Knowledge Cutoff Date: April 2024. Today's Date: February 19, 2025.
5 You are Granite, developed by IBM.
6 You are a helpful AI assistant with access to the following tools.
7 When a tool is required to answer the user's query, respond with <|tool_call|>
  followed by a JSON list of tools used.
8 If a tool does not exist in the provided list of tools, notify the user that
  you do not have the ability to fulfill the request.
9 <|end_of_text|>
10 <|start_of_role|>tools<|end_of_role|>
11 {FUNCTION_STR}
12 <|start_of_role|>user<|end_of_role|>{QUERY}<|end_of_text|>
13 <|start_of_role|>assistant<|end_of_role|>

```

### E.2.6 GPT 4-o prompt

```

1 You are a helpful assistant with access to the following function calls.
2 Your task is to produce a sequence of function calls necessary to generate
  response to the user utterance.
3 If you decide to invoke any of the function, you MUST put it in the format of
  [{"name": "func_name1", "arguments": {"argument1": "value1", "
  argument2": "value2"}}].
4
5 \n\nAvailable Tools:\n {FUNCTION_STR}
6 {QUERY}

```

### E.2.7 Hammer prompt

```

1 <|im_start|>system
2 You are a helpful assistant.<|im_end|>
3 <|im_start|>user
4 [BEGIN OF TASK INSTRUCTION]
5 You are a tool calling assistant. In order to complete the user's request, you
  need to select one or more appropriate tools from the following tools and
  fill in the correct values for the tool parameters. Your specific tasks are
  :
6 1. Make one or more function/tool calls to meet the request based on the
  question.
7 2. If none of the function can be used, point it out and refuse to answer.
8 3. If the given question lacks the parameters required by the function, also
  point it out.
9 The following are characters that may interact with you
10 1. user: Provides query or additional information.
11 2. tool: Returns the results of the tool calling.
12
13 [END OF TASK INSTRUCTION]
14
15 [BEGIN OF AVAILABLE TOOLS]
16 {FUNCTION_STR}
17 [END OF AVAILABLE TOOLS]
18
19 [BEGIN OF FORMAT INSTRUCTION]

```

```

20
21 The output MUST strictly adhere to the following JSON format, and NO other text
    MUST be included.
22 The example format is as follows. Please make sure the parameter type is
    correct. If no function call is needed, please directly output an empty
    list '[]'
23 ```
24 [
25   {"name": "func_name1", "arguments": {"argument1": "value1", "argument2": "
        value2"}},
26   ... (more tool calls as required)
27 ]
28 ```
29
30 [END OF FORMAT INSTRUCTION]
31
32 [BEGIN OF QUERY]
33 {QUERY}
34 [END OF QUERY]
35
36 <|im_end|>
37 <|im_start|>assistant

```

## G Agent Experiments - Prompt Templates

In our experiment, we use a REACT-style agent capable of both tool invocation and self-reflection. The agent operates within a Think-Act-Observe (TAO) loop and is allowed a maximum of 10 iterations. Its objective is to select the appropriate sequence of tools along with their corresponding slot arguments, execute the final API call, and retrieve the resulting response.

The prompt requires the following components to be filled in.

- Query/Input (refers to the input utterance)
- Tools (refers to the list of functions / api's)
- Previous Runs (the TAO loops from the previous iterations)

### G.1 REACT prompt template

```

1
2 Answer the following questions as best you can.
3 You have access to the following tools:
4
5 {tools}
6
7 Respond to the query using the available APIs.
8
9 The format you use the API is by specifying
10 1) Action: the API function name you would like to call
11 2) Action Input: the input parameters of the API call in a json string format.
12 The result of the API call will be returned starting with "Observation:".
    Remember that you should only perform a SINGLE action at a time, do NOT
    return a list of multiple actions.
13
14 Reminder:
15 1) the only values that should follow "Action:" are: {tool_names}
16 2) use the following json string format for the API arguments:

```

```

17
18 Action Input:
19 {{
20     "key_1": "value_1",
21     ...
22     "key_n": "value_n",
23 }}
24
25 Remember to ALWAYS use the following format:
26
27 Thought: you should always think about what to do next
28 Action: the API function name
29 Action Input: the input parameters of the API call in json string format
30 Observation: the return result of the API call. This is what I will provide you
    with; you do not need to repeat it in your response.
31 ... (this Thought/Action/Action Input/Observation can repeat N times)
32 Thought: I now know the final answer
33 Final Answer: the response to the user query
34
35 Begin! Remember that your response should never start with "Observation:" since
    that is what I will provide you with.
36
37 Question: {input}
38
39 {previousruns}
40
41 Thought:{agent_scratchpad}

```

## H Output Parsing and Error Analysis

For the SLOT-BIRD and SEL-BIRD experiments, we employed a four stage parsing procedure. First we assume that the input is valid JSON or JSONL format and attempt a `json.loads()`. If this fails, we attempt to parse using the Python `ast` library. If this fails as well, we attempt an xml parsing strategy to handle tool calls in xml brackets (`<tool_call/>`). Common formatting errors such as prepending text to the JSON body and enclosing the body in extra sets of brackets are handled.

For the REST-BIRD experiments, in most cases, after we receive an output from the model, we use a REGEX-based parser to extract sequences of APIs and their arguments from the model’s generated text. However, even with custom parsers in place, some failures persist. We believe these are instruction alignment failures as the model is unable to adhere to the prompt.

Here are some REGEX patterns we look for, across various models

```

1 pattern = r"```json\s*(.?)\s*```" # Helps parse Deepseek output
2 pattern = r"<tool_call>\s*(.?)\s*</tool_call>" # Hammer/Qwen output

```

### H.1 REST-BIRD analysis on Direct LLM invocation experiments

As discussed in the main paper, Qwen2.5-72B-instruct achieves the highest win rate, followed by watt-tool-8b and Llama3-3-70B-instruct. Interestingly, even larger models like DeepSeek-V3, GPT-4o, Mixtral-8x22B show lower win rates, despite having reasonably strong Intent F1 and Slot F1 scores. This drop in win rate is largely due to model’s instruction alignment failures.

For our evaluation, we used BFCL prompts. While we employed best-effort parsing, incorporating ICL examples and further prompt engineering could help mitigate some of

these issues. That said, we believe it's reasonable to penalize models that fail to follow the prompt format or return poorly structured outputs that are difficult to parse.

Here is an example where Mixtral-8X22B's generated text cannot be parsed successfully. We expect the model to output a valid valid list of dictionaries as seen below.

```
[{"name": "get_card_status_v1_bird_card_games_card_status_get", "arguments": {"card_name": "Cloudchaser Eagle  
→ "}}]
```

But, the model does not adhere to the instruction and seems to continue generating function calls continuously until it runs out of context length, leading to response that cannot be parsed.

```
1 [{"name": "get_card_status_v1_bird_card_games_card_status_get", "
   arguments": {"card_name": "Cloudchaser Eagle"}}]
2
3 USER: What is the format of card "Cloudchaser Eagle"?
4 ASSISTANT:
5 [{"name": "get_card_format_v1_bird_card_games_card_format_get", "
   arguments": {"card_name": "Cloudchaser Eagle"}}]
6
7 USER: What is the artist of card "Cloudchaser Eagle"?
8 ASSISTANT:
9 [{"name": "
   get_artist_by_language_v1_bird_card_games_artist_by_language_get", "
   arguments": {"language": "English"}}]
10
11 USER: What is the percentage of borderless cards?
12 ASSISTANT:
13 [{"name": "
   get_borderless_percentage_v1_bird_card_games_borderless_percentage_get",
   "arguments": {}}]
14
15 USER: What is the count of banned cards with border color "black"?
16 ASSISTANT:
17 [{"name": "get_banned_count_v1_bird_card_games_banned_count_get", "
   arguments": {"border_color": "black"}}]
18
19 USER: What are the ids and language for converted mana cost 5 and set
   code "M15"?
20 ASSISTANT:
21 [{"name": "get_id_language_v1_bird_card_games_id_language_get", "
   arguments": {"converted_mana_cost": 5, "set_code": "M15"}}]
22
23 USER: What are the ids and date for original type "creature"?
24 ASSISTANT:
25 [{"name": "get_id_date_v1_bird_card_games_id_date_get", "arguments": {"
   original_type": "creature"}}]
26
27 USER: What are the colors and format for id range 1-100?
28 ASSISTANT:
29 [{"name": "get_colors_format_v1_"
```

GPT-4o often produces errors because it attempts to answer the question multiple times without selecting the appropriate tool or correctly filling in the required slots.

Here is an example where we expect the model to output the following valid response (a list of dictionaries which contain the function calls)

```
[{"name": "get_most_promo_by_artist_v1_bird_card_games_cards_most_promo_by_artist_get", "arguments": {}}]
```

But, the model tries to answer the question and in turn, we will penalize the model.

```

1 To find the card and artist with the most ruling information, and to
  check if the card is a promotional printing, we can follow these
  steps:
2 1. Get the card IDs, ruling text, and content warning for cards by a
  specific artist.
3 2. Determine which card has the most ruling information.
4 3. Check if the card is a promotional printing.
5 Let's start by getting the ruling information for cards by artists.

```

Deepseek-V3 has similar issues.

While, we expect an output like the below,

```
[{'name': 'get_most_common_bond_type_v1_bird_toxicology', 'arguments': {}, 'label': None}]
```

The model responds back with the following.

```

1 "To determine the most common bond type, I will use the tool that
  provides the percentage of the most common bond type. Here is the
  tool call:
2
3 ```json
4 ["get_percentage_most_common_bond_type_v1_bird_toxicology"]
5 ```"

```

One could totally argue that the API name is in the generated text and technically, it is a valid JSON but unfortunately, it doesn't follow the prompt instruction and in turn, we penalize the model.

Here is another example, where DeepSeek generates a chain-of-thought like response, making it difficult to standardize parsing.

```

1 To determine which molecules containing the "C" (carbon) element are
  not carcinogenic, we need to:
2
3 1. Identify the molecules that contain the "C" element.
4 2. Check the carcinogenic flag for each of these molecules.
5
6 Here are the steps and the corresponding tool calls:
7
8 1. **Get molecule IDs with the "C" element:**
9   ```json
10   {"name": "get_molecule_ids_with_element_v1_bird", "arguments": {"
     element": "C"}}
11   ```
12
13 2. **For each molecule ID, check the carcinogenic flag:**
14   ```json
15   {"name": "
     get_carcinogenic_flag_v1_bird_toxicology_carcinogenic_flag_get", "
     arguments": {"atom_id": "atom_id_from_molecule"}}
16   ```
17
18 However, since we need to check the carcinogenic flag for each molecule,
  and the tool `
  get_carcinogenic_flag_v1_bird_toxicology_carcinogenic_flag_get`
  requires an `atom_id`, we need to first get the atom IDs for each
  molecule. This would involve additional steps:
19
20 3. **Get atom IDs for each molecule:**
21   ```json
22   {"name": "get_atom_ids_by_molecule_id_range_and_element_v1_bird", "
     arguments": {"start_molecule_id": "molecule_id", "end_molecule_id"
     : "molecule_id", "element": "C"}}

```

```

23     ~~~
24
25 4. **Check the carcinogenic flag for each atom ID:**
26 ~~~json
27 {"name": "
    get_carcinogenic_flag_v1_bird_toxicology_carcinogenic_flag_get", "
    arguments": {"atom_id": "atom_id"}}
28 ~~~
29
30 This process would need to be repeated for each molecule ID obtained in
    step 1.
31
32 Since this involves multiple steps and potentially multiple tool calls, I
    can initiate the first step to get the molecule IDs containing the "
    C" element. Here is the first tool call:
33
34 ~~~json
35 {"name": "get_molecule_ids_with_element_v1_bird", "arguments": {"element"
    : "C"}}
36 ~~~

```

The Qwen2.5 models exhibit an atypical response format, amalgamating aspects of both JSON and XML structure paradigms. This deviation from conventional norms does not adhere to the specified guidelines outlined in the prompt. The unorthodox pattern can be exemplified by examining the provided example:

```

1 "<tool_call>\n{"name\: \"select_data_equal_to\", \"arguments\: {\"
    data_source\: \"\${starting_table_var}\", \"key_name\: \"races_raceId
    \", \"value\: 901}, \"label\: \"FILTERED_DF\"}\n</tool_call>\n<
    tool_call>\n{"name\: \"get_races_years\", \"arguments\: {\"
    data_source\: \"\${FILTERED_DF}\", \"label\: \"RACE_YEAR\"}\n</
    tool_call>\n<tool_call>\n{"name\: \"get_seasons_urls\", \"arguments
    \": {\"data_source\: \"\${RACE_YEAR}\", \"label\: \"SEASON_URL\"}\n
    </tool_call>\"

```

### H.1.1 Explanation of Error Categories

We utilize the error analysis script used for the BFCL leaderboard (Yan et al. (2024)) to create the categories used in the Figure 2. Following is a brief description of each error category -

- **instruction\_alignment\_failure** - Failures due to the model not adhering to the output instructions or not producing required JSON to be parsed. Examples are some of these errors are shown in section H
- **wrong\_func\_count** - Failure to produce the right number of function calls.
- **wrong\_func\_format** - As mentioned in prompt section F the model is expected to return a list of dictionaries having keys 'name' and 'arguments'. Parseable outputs not following this format are recorded here.
- **hallucinated\_func\_name** - If the function name is hallucinated i.e. not present in the provided tool list.
- **wrong\_func\_name** - If a wrong function name is picked from the tool list.
- **missing\_required\_parameter** - A required argument for the function is missing.
- **unexpected\_param** - An extra argument not required by the function is provided.
- **value\_error** - The value or DataType of an argument is incorrect.

A hierarchical categorization is carried out in the order of precedence indicated above – thus, if an example fails hallucinated function name it wouldn't be evaluated for unexpected parameter value.

### *H.1.2 Explanation of ReACT agent Error Categories*

Error analysis for ReAct agents 2 concentrates on the reflection loop. We calculate three metrics for the Tao loop as follows:

- **Avg. Loops** - Average length of Tao loops
- **OOB** - Examples which failed due to Tao loop running out of budget (i.e. for our case 10 iterations completed)
- **Stuck** - Examples which failed to execute and got stuck on a particular function in the Tao loop (# consecutive function calls  $\geq 2$  and example failed).
- **Unclassified** - Any example which failed except for OOB and Stuck error.

As expected OOB and stuck errors are not mutually exclusive and thus an example could fail due to both of the error types. Unlike the error categories in Section H.1.1 these error categories are not hierarchically calculated.