

SciRGen: Synthesize Realistic and Large-Scale RAG Dataset for Scientific Research

Junyong Lin*

The Hong Kong University of Science
and Technology (Guangzhou)
Guangzhou, Guangdong, China
jlin159@connect.hkust-gz.edu.cn

Lu Dai*

The Hong Kong University of Science
and Technology (Guangzhou)
Guangzhou, Guangdong, China
The Hong Kong University of Science
and Technology
Hong Kong SAR, Hong Kong
ldaiae@connect.ust.hk

Ruiqian Han

The Hong Kong University of Science
and Technology (Guangzhou)
Guangzhou, Guangdong, China
rhan464@connect.hkust-gz.edu.cn

Yijie Sui

Institute of Tibetan Plateau Research,
Chinese Academy of Sciences
Beijing, China

Ruilin Wang

Xingliang Sun
Lanzhou University
Lanzhou, Gansu, China

Qinglin Wu

Institute of Tibetan Plateau Research,
Chinese Academy of Sciences
Beijing, China

Min Feng

Institute of Tibetan Plateau Research,
Chinese Academy of Sciences
Beijing, China
College of Resources and
Environment, University of Chinese
Academy of Sciences
Beijing, China

Hao Liu[†]

The Hong Kong University of Science
and Technology (Guangzhou)
Guangzhou, Guangdong, China
The Hong Kong University of Science
and Technology
Hong Kong SAR, Hong Kong
liuh@ust.hk

Hui Xiong[†]

The Hong Kong University of Science
and Technology (Guangzhou)
Guangzhou, Guangdong, China
The Hong Kong University of Science
and Technology
Hong Kong SAR, Hong Kong
xionghui@ust.hk

Abstract

Scientific researchers need intensive information about datasets to effectively evaluate and develop theories and methodologies. The information needs regarding datasets are implicitly embedded in particular research tasks, rather than explicitly expressed in search queries. However, existing scientific retrieval and question-answering (QA) datasets typically address straightforward questions, which do not align with the distribution of real-world research inquiries. To bridge this gap, we developed SciRGen, a dataset generation framework for scientific QA & retrieval that more accurately reflects the information needs of professional science researchers, and uses it to create a large-scale scientific retrieval-augmented generation (RAG) dataset with realistic queries, datasets and papers. Technically, we designed a dataset-oriented information extraction method that leverages academic papers to augment the dataset representation. We then proposed a question generation framework

by employing cognitive taxonomy to ensure the quality of synthesized questions. We also design a method to automatically filter synthetic answers based on the perplexity shift of LLMs, which is highly aligned with human judgment of answers' validity. Collectively, these methodologies culminated in the creation of the 61k QA dataset, SciRGen-Geo. We benchmarked representative methods on the SciRGen-Geo dataset for their question-answering and retrieval capabilities, finding out that current methods still suffer from reasoning from complex questions. This work advances the development of more sophisticated tools to support the intricate information needs of the scientific community.

CCS Concepts

• **Information systems** → **Retrieval tasks and goals**; • **Computing methodologies** → **Natural language processing**; • **Applied computing** → *Earth and atmospheric sciences*.

Keywords

Retrieval-Augmented Generation (RAG), Large Language Models (LLMs), Scientific Workflows, Dataset Generation, Synthetic Dataset, Information Retrieval, Question Answering, Geoscience

ACM Reference Format:

Junyong Lin, Lu Dai, Ruiqian Han, Yijie Sui, Ruilin Wang, Xingliang Sun, Qinglin Wu, Min Feng, Hao Liu, and Hui Xiong. 2025. SciRGen: Synthesize Realistic and Large-Scale RAG Dataset for Scientific Research. In *Proceedings of the 31st ACM SIGKDD Conference on Knowledge Discovery and Data Mining V.2 (KDD '25)*, August 3–7, 2025, Toronto, ON, Canada. ACM, New York, NY, USA, 17 pages. <https://doi.org/10.1145/3711896.3737432>

*Both authors contributed equally to this research.

[†]Correspondence author.

Permission to make digital or hard copies of all or part of this work for personal or classroom use is granted without fee provided that copies are not made or distributed for profit or commercial advantage and that copies bear this notice and the full citation on the first page. Copyrights for components of this work owned by others than the author(s) must be honored. Abstracting with credit is permitted. To copy otherwise, or republish, to post on servers or to redistribute to lists, requires prior specific permission and/or a fee. Request permissions from permissions@acm.org.
KDD '25, Toronto, ON, Canada.

© 2025 Copyright held by the owner/author(s). Publication rights licensed to ACM.
ACM ISBN 979-8-4007-1454-2/25/08
<https://doi.org/10.1145/3711896.3737432>

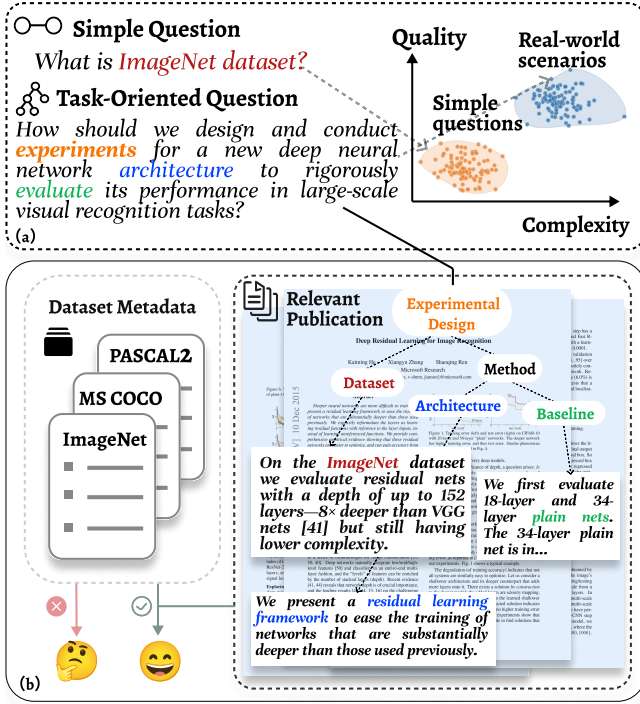


Figure 1: Traditional queries fall short in task-oriented scenarios, where queries are sophisticated and typically found in academic literature rather than dataset metadata.

1 Introduction

Effective Decision-making in scientific research relies on reasoning through comprehensive information and available scientific resources [7, 32]. Recently, large language models (LLMs) have shown remarkable capabilities for answering open-domain questions, and several have been fine-tuned for scientific applications [4, 9, 29, 42]. However, they suffer from problems such as hallucinations and difficulty in source attribution.

Retrieval-Augmented Generation (RAG) frameworks address these issues by integrating two components: 1) a retriever that retrieves relevant information through lexical and semantic matching from a database, and 2) a generator that incorporates retrieved evidence to generate reliable and traceable responses [16, 20], thereby leveraging outside information to enhance factual correctness and verifiability. However, two critical gaps persist when aligning these systems with the realities of scientific research.

First, the queries in many existing RAG datasets are overly simplistic [19, 27] (Figure 1(a)). In contrast, real research workflows involve complex, task-oriented questions that emerge at each stage of problem-solving, such as data collection, analysis, experimental design, and evaluation [6]. For example, a researcher in environmental science might ask, “What methods are used for processing eddy covariance data to ensure quality and accuracy in arid regions?” during data collection, and later inquire, “What specific features should be considered in the quality evaluation of hydrometeorological flux data?” during evaluation. Unlike direct resource-seeking requests (e.g., “Find the MNIST dataset”), these queries are task-oriented, reflecting more nuanced information needs throughout

the research workflow. This discrepancy underscores a distribution gap between authentic research queries and the straightforward questions typically found in existing retrieval datasets [1].

Second, many scientific datasets come with only basic metadata (Figure 1(b)), which lacks the detailed context needed to address complex research questions [32]. Specifically, information such as background, motivation, challenges, and experimental outcomes is often found in relevant papers, which can support researchers in interpreting existing work and guiding future investigations. These supplementary materials are often overlooked, which limits the utility of current data-driven research tools.

Prior works have explored building datasets with more complex questions and verifiable evidence through methods such as crowd-sourcing [1], question composition [31, 41], mining from public forums [27], and LLM-based generation [26]. However, collecting realistic data in specialized domains can be prohibitively expensive, and in many fields, publicly available datasets are either unreliable or simply do not exist. Meanwhile, synthetic data often raises concerns about quality. As a result, realistic RAG datasets for scientific research remain scarce. This gap raises a key question: **Is there a reliable and convenient way to construct RAG datasets that capture high-quality scientific queries by design?**

To this end, we propose ScIRGen, a systematic framework for constructing realistic retrieval and QA datasets for scientific research. For context collection, we organize resources in a dataset-oriented manner and employ an information extraction pipeline to gather and parse relevant research papers. This not only grounds information in real resources but also enhances the depth of their representations. For question generation, we leverage Graesser and Pearson’s [13] question scheme—an extensive, pedagogically grounded taxonomy that delineates various question types and prototypes, which enables large language models to produce controllable and purposeful questions. Our analysis shows that the questions generated under this scheme span a broad spectrum of cognitive complexity, ensuring both diversity and challenge. For answer collecting, we introduce a novel statistical filter to reliably select valid answers generated by large language models. Experiments show that this filter is highly aligned with human judgment of answers’ validity. We use this methodology to create **ScIRGen-Geo**, a new dataset for retrieval and question answering in the geoscience domain. **ScIRGen-Geo** consists of 61K QA spanning all 18 question types constructed from Graesser and Pearson’s taxonomy, alongside a corpus comprising 3,345 datasets and relevant papers. It supports a range of tasks, such as dataset retrieval and question answering, and is particularly designed to address the complex information demands in scientific discovery workflows in geoscience. To summarize, our contributions are three-fold:

- (1) **Novel Framework:** A systematic, end-to-end approach that integrates context representation, question generation, and answer filtering to build realistic retrieval-augmented QA datasets.
- (2) **New Dataset¹:** a large-scale geoscience dataset containing diverse, research-oriented queries and grounded contexts, developed under our framework.

¹<https://github.com/ScIRGen/ScIRGen>

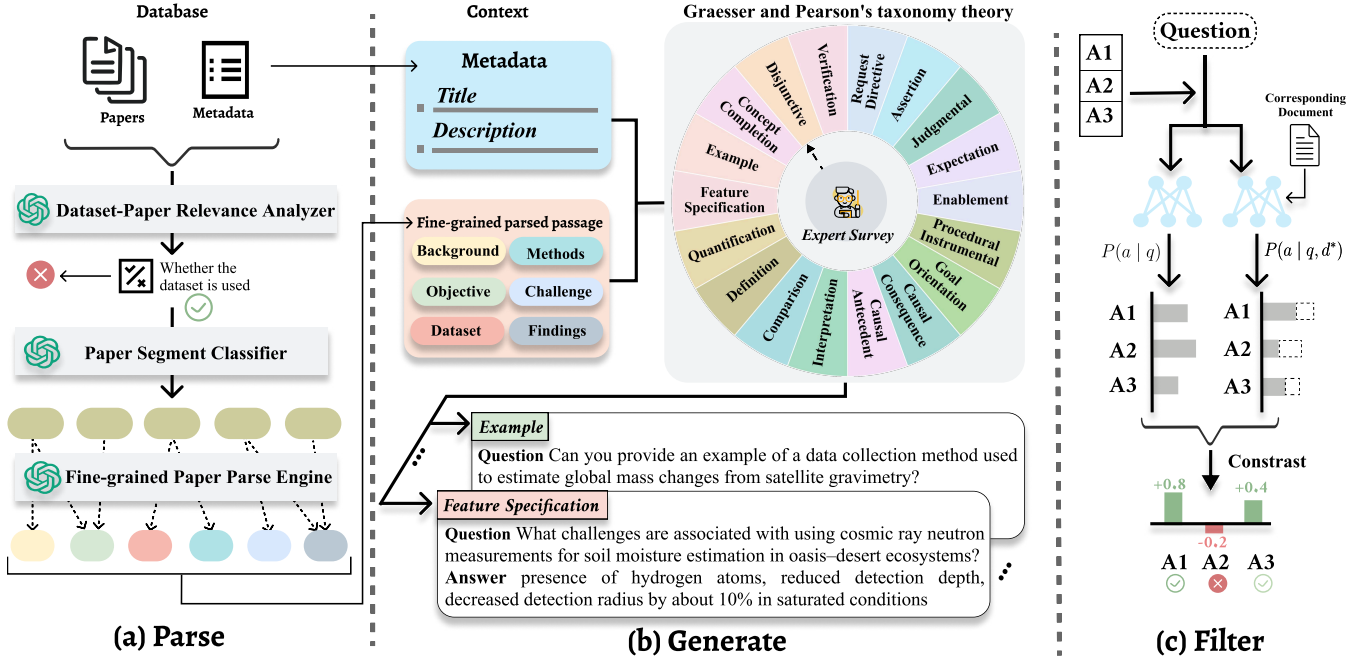


Figure 2: The QA data generation pipeline. (a) Gather dataset metadata along with a corpus of relevant papers, from which we extract relevant passages. (b) Guided by Graesser and Pearson’s taxonomy theory, we use the extracted metadata and passages as context to generate QA data. (c) We employ the innovative $\Delta SePer$ method to filter the generated QA data.

- (3) **Empirical Validation:** In-depth evaluation and analysis of the framework and dataset, with a strong benchmark for scientific retrieval and question-answering tasks.

2 Dataset Collection

This section presents the SciRGen framework, which (Section 2.1) harvests domain-specific datasets and their linked publications, (Section 2.2) synthesizes diverse, task-oriented QA pairs, and (Section 2.3) performs automatic quality filtering (Section 2.3)—steps that collectively produce the SciRGen-Geo dataset, a reliable, context-rich corpus for advanced scientific QA and retrieval.

2.1 Corpus Curation

To construct a high-quality scientific corpus with rigorous dataset-paper alignment, we designed a multi-stage curation workflow (Figure 2(a)) combining systematic dataset collection, relevance filtering, and hierarchical content parsing.

2.1.1 Paper-Dataset Matching. We initiated our workflow by curating all 6,819 datasets from the National Tibetan Plateau/Third Pole Environment Data Center², each accompanied by human-written metadata (titles, dataset description, research topics). These datasets were systematically mapped to 6,755 domain-specific publications, each of which directly refers to or contains relevant information related to this dataset.

We propose a Dataset-Paper Relevance Analyzer based on LLMs that leverages semantic matching to identify papers that substantively utilize specific datasets. Beyond simple citation matching,

we prompt LLMs to analyze methodology alignments and experimental configurations that indicate dataset usage. The matching process integrates dataset metadata, technical specifications, and domain attributes to evaluate both explicit references and implicit indicators. For each dataset-paper pair, we generate a structured assessment examining methodology alignment, terminology usage, and results consistency, enabling robust identification of relevant papers even in cases of ambiguous citations.

2.1.2 Multi-Aspect Parsing. For matched papers, we implement a systematic parsing framework to construct comprehensive research profiles to ensure precision and utility.

For papers that are relevant to a dataset, we design a two-stage content extraction methodology. In the first stage, we structurally partition each paper into five sections: abstract & introduction, related work, method, experimental analysis, and conclusion. For each section, we design prompts to enable the LLM to semantically extract six categories of dataset-related content: background, research objectives, methods, challenges, dataset usage, and findings. To further ensure extraction accuracy and mitigate the impact of LLM hallucinations, the second stage prompts the LLM to evaluate each extracted content against the dataset metadata, filtering out irrelevant content that may have been erroneously extracted, thereby mitigating the adverse effects of model hallucinations.

The two-stage extraction approach ensures the comprehensive curation of all dataset-related information within papers, with the extracted content capturing dataset-related information at both structural and semantic levels, thereby enabling sophisticated understanding of complex scientific queries.

²<https://data.tpdc.ac.cn/home>

Question Category	Explanation	Example
Short answer		
Verification	Verification questions seek a simple 'yes' or 'no' answer to confirm specific details.	Can ground temperature reflect the influence of water in permafrost on thermokarst lakes ?
Disjunctive	Disjunctive questions present multiple options, asking the researcher to identify which one is applicable.	Which index is more effective for extracting glacier lakes (MNDWI, NDWI, AWEL, or other indexes)?
Concept completion	Concept completion questions start with 'Who?', 'What?', 'When?', or 'Where?' to prompt the identification or completion of a specific term or defined element.	Where do they typically develop? When do they form?
Feature specification	Feature specification questions inquire about the properties or characteristics of a concept, object, or phenomenon.	What are the characteristics of reservoir changes ?
Quantification	Quantification questions seek numerical or measurable information.	How many thermokarst lakes are there on the Tibetan Plateau ?
Long answer		
Definition	Definition questions ask researchers to explain the meaning of a specific term or concept.	What is thermokarst lake drainage ?
Example	Example questions ask for instances that illustrate a particular scientific concept.	Can you provide an example of a thermokarst lake in the Tibetan Plateau rapidly draining?
Comparison	Comparison questions require researchers to identify similarities and/or differences between two or more scientific resources or concepts.	What are the similarities and differences between thermokarst lakes and small lakes in permafrost regions?
Interpretation	Interpretation questions ask researchers to infer underlying rules of their observed data patterns.	What physical phenomena can be inferred from static or periodic patterns in vibration data ?
Causal Antecedent	Causal antecedent questions inquire about the reasons or causes behind an event, trend.	Why does the Tibetan Plateau influence global climate ?
Causal Consequence	Causal consequence questions ask about the outcomes or results that follow from a specific event, trend.	What happens after thermokarst lakes expand ?
Goal Orientation	Goal orientation questions investigate the objectives or intentions behind the creation of a dataset, publication, or research project.	Why use multi-temporal data fusion to monitor land cover types in mountainous areas?
Instrumental or Procedural	Instrumental or procedural questions ask how to achieve certain goals.	What is the detailed process of thermokarst lake extraction ?
Enablement	Enablement questions focus on identifying the resources or conditions that enable an agent to perform a specific action.	What technological advancements enabled the collection of high-resolution climate data ?
Expectation	Expectation questions inquire about anticipated outcomes or reasons why expected results did not occur.	Why are small glacial lakes rarely reported as having outburst events ?
Judgmental Assertion	Judgmental questions ask researchers to express their opinions or evaluations.	What do you think of the future risk of small glacial lake outbursts ?
Request/Directive	Request or directive questions involve asking researchers to perform specific tasks, such as summarizing information, analyzing data, or conducting searches.	I don't understand why the risk of glacial lake outbursts is high? Please optimize the glacial lake outburst risk assessment model .

Table 1: Question Types in Graesser, Person, and Huber (1992) with Definitions and Examples. Blue highlights the question prompt words that frame the inquiry, while dark red signifies the technical keywords anchoring the specialized content.

The curation workflow ultimately yielded 3,345 dataset meta-data entries paired with 943 high-relevance papers (Table 3(b)) and 15,389 extracted paragraph units spanning six distinct aspects (Table 3(c)), providing a professional and comprehensive graph-structured data foundation for QA data construction in next step.

2.2 Question-Answering Data Generation

Our Question-Answering (QA) data generation framework (Figure 2(b)) employs Graesser and Pearson’s taxonomy [13], a theoretically grounded schema comprising 18 distinct question types for categorizing inquiry patterns in a pedagogical taxonomy (Table 1). This taxonomy differentiates between short-answer (e.g., verification, quantification) and long-answer (e.g., causal consequence, instrumental procedural) questions, systematically addressing both factual questions and complex reasoning questions. We adopted this framework due to three key advantages: **1)** its cognitive structure aligns well with professional scientific research question patterns; **2)** its comprehensiveness supports multifaceted exploration of datasets; and **3)** its pedagogical rigor ensures that the generated questions probe both foundational knowledge and analytical depth.

For datasets with associated publications, we utilize the taxonomy for multi-type generation, producing three QA pairs per question type, resulting in 54 pairs per dataset (18 types × 3 pairs/type). This process is further enhanced by integrating human expertise: **1)** Domain specialists refine Graesser’s original definitions to incorporate geoscience-specific knowledge and provide annotated examples (Table 1). **2)** An in-context learning prompting method is employed, utilizing these refined definitions and examples while adhering to strict output constraints, such as prioritizing open-ended questions or focusing on methodological inquiries (Table 14).

For datasets lacking associated publications, an additional pre-processing stage is introduced (Table 13) before generating QA pairs using our primary method. This stage involves analyzing metadata (titles and descriptions) to identify the eight most likely question types for a given dataset. For instance, ‘Quantification’ questions are prioritized for datasets featuring temporal coverage metrics. This tailored approach ensures the effective generation of high-quality and relevant QA data, even in the absence of a full publication context. Consequently, each such dataset is paired with eight QA pairs.

The framework has been applied to generate 61,376 QA pairs across a broad spectrum of question types (Table 3(a)), addressing diverse utility requirements. For concise inquiries, it encompasses categories such as ‘Verification,’ ‘Disjunctive,’ and ‘Concept Completion.’ For more in-depth explorations, it addresses categories including ‘Example,’ ‘Definition,’ and ‘Comparison.’ By systematically aligning these question categories with authentic research inquiries, the framework effectively captures the multifaceted information needs of researchers.

2.3 Data Filtering

		Precision	Recall	F1
<i>w/o Filter</i>		0.86	-	-
<i>w/ Filter</i>	GPT-3.5-turbo	0.90	0.43	0.59
	GPT-4	0.89	0.49	0.64
	$\Delta SePer$	0.95	0.71	0.81

Table 2: Comparison of answer filter performance.

Filter is not a trivial task [2]. While the correctness of problems of mathematical and logic reasoning can be verified by numerical equivalence [14, 38], automatically verifying the quality of free-form natural language generation lacks a clear and reliable methodology.

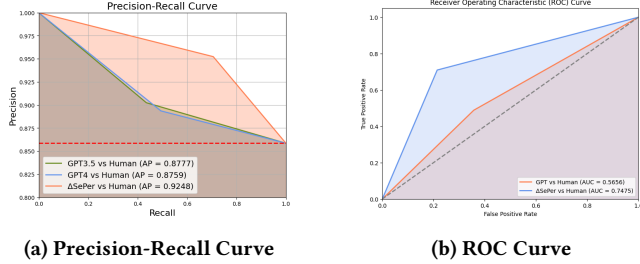


Figure 3: Answer Filter Assessment: *SePer-Filter* vs. GPT-3.5 and GPT-4

In this section, we rigorously define our automatic QA data filtering method (Figure 2(c)), *SePer-Filter*, which is an adaptation of the *SePer* framework [8]. In its original form, *SePer* was designed to evaluate the utility of retrieved content in retrieval-augmented generation (RAG) systems. Here, we repurpose this idea to assess the faithfulness of generated answers with respect to a provided context.

Let $q \in \mathcal{Q}$ denote a question, $d \in \mathcal{D}$ denote the associated context (or document), and $a^* \in \mathcal{A}$ denote the ground truth answer. Given a language generator G , we define the conditional probability $P_M(a^* | q)$ as the confidence of G in generating the answer a^* when provided only with the question q , and $P_M(a^* | q, d)$ as the confidence provided with both the question q and the context d . Then $\Delta SePer$ is used to quantify the impact (or *belief shift*) that the context d has on the generation of the answer a^* , which is formally defined as:

$$\Delta SePer = P_M(a^* | q, d) - P_M(a^* | q). \quad (1)$$

Different from $\Delta SePer$, *SePerFilter* is given q and d^* and to assess the quality of the answer a . The underlying hypothesis is that if the answer a^* is both correct and faithful to the context d , then incorporating d should increase the generator’s confidence in a^* , leading to $\Delta SePer > 0$. Conversely, if a^* is incorrect or unfaithful to the context, the additional information provided by d will not enhance—and may even diminish—the confidence, resulting in $\Delta SePer \leq 0$.

Based on this observation, our filtering criterion for a given question-context-answer triplet (q, d, a^*) is defined as follows:

$$SePerFilter(q, d, a^*) = \begin{cases} \text{Accept} & \text{if } \Delta SePer > 0, \\ \text{Reject} & \text{if } \Delta SePer \leq 0. \end{cases} \quad (2)$$

To assess the validity and robustness of this approach, we tested the filtering alignment with human annotation.

Dataset Preparation: We uniformly sub-sampled 100 samples comprising a diverse set of question-context-answer triplets from our full synthetic dataset.

Annotation Protocol: A group of expert annotators is recruited to independently score each answer by its *Faithfulness*, i.e., whether the answer is supported by and consistent with the context. The human experts are required to rate binarily as Yes or No and write down their reasons.

Metric Computation: For each triplet, we compute the $\Delta SePer$ metric as defined in Equation 2.

Statistical Analysis: We then measure the filtering accuracy based on the human-annotated scores, and compare *SePer-Filter* to strong LLM-as-a-judge methods that leverage GPT-4 to score and filter the answers. As the results shown in Table 2 and Figure 3, *SePer-Filter* lifts the accuracy of the synthetic dataset by almost 10% points, hitting a precision of 95% according to human annotation, which indicates the synthetic dataset as a reliable ground-truth annotation. Notably, for other strong baselines such as GPT-4, while their filtering also increases the cleanliness of the synthetic dataset by 3% points, it still lags behind our methods both in precision and recall. Moreover, *SePer-Filter* does not rely on costly API calls but rather logit output from open-source LLMs, which is also more convenient and cheap for various scenarios.

3 Dataset Analysis

3.1 Dataset statistics

(a) Question Type Distribution				
Question Type	Count	Percentage	Avg. Q. Words	Avg. A. Words
Verification	2030	3.31%	18.36	1.00
Disjunctive	1697	2.76%	21.77	4.04
Concept Completion	3386	5.52%	15.88	6.38
Feature Specification	4380	7.14%	18.19	22.77
Quantification	4546	7.41%	18.47	2.81
Short Answer	16039	26.13%	18.18	8.91
Definition	3949	6.43%	14.73	59.57
Example	3655	5.96%	20.96	49.49
Comparison	2735	4.46%	27.17	65.17
Interpretation	3207	5.23%	23.99	60.04
Causal Antecedent	4449	7.25%	19.49	55.70
Causal Consequence	3717	6.06%	23.60	59.33
Goal Orientation	4196	6.84%	21.63	52.53
Instrumental/Procedural	4667	7.60%	22.36	66.83
Enablement	3649	5.95%	19.00	48.59
Expectation	3034	4.94%	19.85	46.02
Judgmental	2607	4.25%	22.90	56.94
Assertion	2826	4.60%	18.99	49.31
Request/Directive	2646	4.31%	21.79	64.54
Long Answer	45337	73.87%	21.09	56.53
Total	61376	100%	20.33	44.09

(b) Dataset–paper Link Counts		(c) Parsed Paper Aspect Coverage		
Number of Datasets	Number of Relevant Papers	Extracted Aspect	Count	Avg.Words
2049	0	Background	3,547	147.98
819	1	Research Objective	2,504	57.62
268	2	Methods	2,549	138.14
188	3	Challenges	2,588	60.35
22	4	Dataset	2,409	80.72
8	≥ 5	Findings	1,792	101.72

Table 3: Comprehensive statistics for the SciRGen-Geo corpus. (a) Summarises the mix of question categories in SciRGen-Geo; (b) reports the number of research papers linked to each dataset; (c) shows the information of six parsed aspects from the paper.

Our final dataset comprises 61,376 question-answer (QA) pairs, spanning 18 distinct question types. Detailed statistics, including

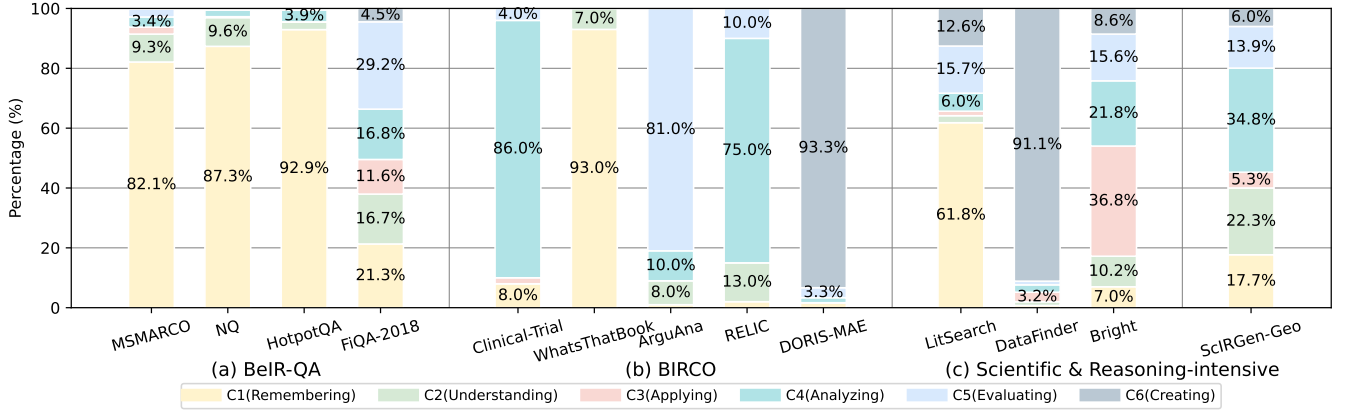


Figure 4: Cognitive Level Distribution Across Different QA Datasets.

the count and percentage for each question type, average question length, and average answer length, are presented in Table 3(a). A notable dichotomy emerges between long-form answers (73.87% of instances, averaging 56.53 words) and short-form answers (26.13%, averaging 8.91 words), highlighting distinct requirements for informational depth versus brevity. Instrumental/Procedural (7.60%) and Causal Antecedent (7.25%) queries are slightly more prevalent among long-form answers, whereas Feature Specification (7.14%) and Quantification (7.41%) queries are more commonly addressed with short-form answers. Lexical patterns reveal extremes in answer complexity: Instrumental/Procedural questions elicit the most elaborate responses (averaging 66.83 words), while Verification questions typically yield binary answers (averaging 1.00 words), underscoring the dataset’s linguistic diversity.

As shown in Table 3(b), 38.9% of the datasets (1,305 out of 3,354) contain relevant papers. The majority (62.1%) of these annotated datasets possess one (819 datasets) or two (268 datasets) related papers, while only 0.9% (22 datasets) are associated with five or more.

Table 3(c) demonstrates significant variations in aspect coverage. The Background (3,547 instances, averaging 147.98 words) and Methods (2,549 instances, averaging 138.14 words) aspects are richly detailed, providing robust contextual and technical insights for developing QA pairs centered on experimental procedures and foundational research concepts. Additionally, the Dataset aspect mainly describes specific details of a dataset (2,409 instances, averaging 80.72 words), ensuring essential information is presented succinctly. Findings include 1,792 instances (averaging 101.72 words), offering clear overviews of key results. Similarly, Challenges (2,588 instances, averaging 60.35 words) and Research Objectives (2,504 instances, averaging 57.62 words) are frequently and succinctly depicted, efficiently highlighting the critical issues and overarching aims underpinning a dataset. This balanced presentation across various aspects not only caters to diverse research information needs but also facilitates streamlined and effective dataset utilization in scientific research.

3.2 Cognitive Levels Analysis

3.2.1 Theoretical Foundation: Revised Bloom’s Taxonomy. The Revised Bloom’s Taxonomy (RBT) [3] categorizes learning objectives

into six progressively complex tiers: Remembering (C1), Understanding (C2), Applying (C3), Analyzing (C4), Evaluating (C5), and Creating (C6). Each tier corresponds to specific cognitive processes, ranging from the basic recall of facts to the generation of novel ideas or solutions. By classifying questions according to the RBT, we can ascertain whether a benchmark primarily assesses surface-level recall or encompasses deeper, more critical thought processes.

Concretely, we identify the dominant mental operation a question demands: whether it requires users merely to recall information (C1), interpret and explain concepts (C2), execute or implement known methods (C3), analyze complex relationships (C4), evaluate ideas against criteria (C5), or create new hypotheses and plans (C6). This emphasis on cognitive processes, rather than topic specificity, enables us to measure how effectively a dataset spans different depths of understanding—a crucial requirement for tasks such as scientific analysis and advanced decision-making.

3.2.2 Cross-Benchmark Analysis and Differentiation. We analyze four representative dataset families using the RBT framework:

BEIR[30] (Figure 4(a)) is a general and comprehensive benchmark for retrieval tasks. For our analysis, we selected test datasets which has question-formed inputs: MSMARCO, NQ, HotpotQA, and FiQA-2018. Questions in MSMARCO and NQ are concentrated in C1 and C2, a distribution that disproportionately favors basic recall and understanding, thereby severely limiting the assessment of higher-order reasoning. HotpotQA’s 97.4% distribution across C1–C3 reveals its inherent limitations in supporting analytical reasoning, despite its multi-hop design. As FiQA-2018 is directly sampled from real-world user queries, its 648 questions exhibit a more balanced cognitive distribution.

BIRCO[39] datasets (Figure 4(b)) exhibit highly polarized cognitive distributions that hinder comprehensive evaluation. Overall, these datasets demonstrate significant imbalance: some, such as WhatsThatBook, consist almost entirely of basic tasks (C1–C2), while others, like DORIS-MAE, focus overwhelmingly on high-level creative tasks (C6). Furthermore, datasets like ArguAna are skewed towards higher-level reasoning (C5) without sufficient lower-level scaffolding, while others cluster around mid-level tasks (C4) with minimal variation. This uneven spread restricts the assessment of incremental reasoning across the full cognitive spectrum.

Research-Oriented Corpora, such as LitSearch[1] (Figure 4(c)), tend to skew towards foundational recall (C1), thereby overshadowing deeper analytical tasks. Conversely, DataFinder[32] prioritizes creative tasks (C6) at the expense of foundational cognitive levels. This imbalance may constrain their ability to fully represent the multifaceted reasoning required in scientific discovery. In contrast, BRIGHT[27], being directly sampled from the StackExchange community, presents a more balanced distribution of questions.

Our Framework (Figure 4(c)) achieves balanced cognitive coverage through three key design innovations: (1) progressive scaffolding (40.3% C1–C2 foundational questions enabling knowledge anchoring); (2) targeted emphasis on C4-level analytical reasoning (a 20.4% weighting, significantly higher than BEIR’s maximum of 3.4%, for systematic reasoning evaluation); and (3) creative synthesis (9.8% C6 tasks that incorporate hypothesis generation and cross-domain transfer). Among existing research, both BRIGHT and FiQA demonstrate impressive balance; however, their distributions are derived from real-world community data. In contrast, our framework is unique in achieving a balanced cognitive distribution through synthetic data generation methods. The cognitive diversity index ($\mathcal{D} = 1 - \sum_{i=1}^6 p_i^2$) quantifies this advancement: our $\mathcal{D} = 0.91$ surpasses BEIR (0.62 ± 0.11) and BIRCO (0.38 ± 0.29), demonstrating a superior capacity to evaluate full-spectrum reasoning abilities. This structured approach addresses the fragmentation observed in existing benchmarks, where 76% of datasets concentrate more than 70% of their content within two or fewer cognitive levels.

Figure 5 further illustrates the distribution of question types across Bloom’s six tiers. For instance, C1 (Remembering) is predominantly characterized by tasks such as Quantification (4424) and Concept Completion (2219), reflecting basic fact retrieval. In contrast, C4 (Analyzing) features a significant number of Causal Antecedent (4010) and Causal Consequence (2024) questions, underscoring a focus on dissecting relationships. Similarly, C5 (Evaluating) and C6 (Creating) encompass rich evaluative (e.g., Judgmental, 1891) and generative (e.g., Request/Directive, 1021) queries, ensuring a comprehensive range of higher-order reasoning tasks.

4 Benchmark Experiments

We run two tasks, including dataset retrieval and open-domain question answering on our dataset, and benchmark mainstream models here.

4.1 Task Formulation

For the dataset retrieval task, the system is given a question q and should find the dataset and its attached information that is helpful to answer q from the given dataset collection C . The retrieval performance is measured using $R@k$, $k = \{1, 5, 20, 100\}$ which means the recall rate of the positive dataset among $top-k$ retrieved results, and $MRR@100$ which means the mean reciprocal rank of the ground-truth dataset.

For the open-domain question answering (QA) task, the system is given a question q and should generate a free-form answer responding to q . Unlike multi-choice QA tasks which are easily evaluated with exact-match based accuracy, free-form QA lacks a clear and reliable metric for evaluating the quality of answers, especially for long-form answers. As demonstrated in recent studies [33], leveraging entailment models (which determine whether a hypothesis can

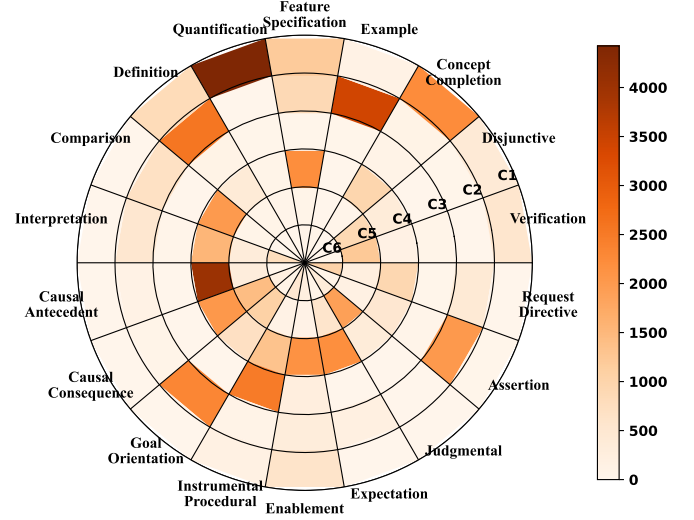


Figure 5: Diagram mapping each Graesser question type in SciRGen-Geo to revised Bloom’s cognitive level and shaded area denotes frequency.

be logically inferred from a given premise) derived from natural language inference tasks can more effectively capture semantic similarity and achieve superior human alignment scores, surpassing even robust LLM-as-a-judge like GPT-3.5. Thus, in this work, we use an entailment model to measure the degree of response alignment with a reference answer. Following previous work, if the score given by the entailment model is larger than 0.5, then the answer is regarded as semantically equivalent to the reference answer. Then accuracy will be calculated as normal. To align with current long-form QA conventions, we also report ROUGE-L for the categories of long-answer types.

4.2 Benchmark Experiments for Dataset Retrieval

In the dataset retrieval task, the dataset collection C consists of 3354 datasets as shown in Table 3, partitioned into train/val/test sets at the dataset level (80:15:5 ratio). Due to QA density variation across datasets, the split yielded 49,200 (79.6%), 8,784 (14.2%), and 3,392 (5.5%) QA pairs respectively. We use the questions and datasets in the test set only to benchmark the performance of retrievers. For retrievers, we choose representative retrievers in this field including sparse retrieval (BM25), dense retrieval across different sizes including general llm-based retrieval (DPR, Contriever [18], BGE-M3[5], E5 [37], etc.), and scientific retrieval (SPECTER [7]) models.

We run retrieval on two different settings to assess the utility of our paper-augmented dataset representation. The w/o paper setting uses only the dataset title and dataset metadata in index construction, while the w/ paper setting also leverages relevant structured information obtained from the parsing phase of our data generation pipeline to enhance the index.

The results are shown in Table 4. All the retrievers are evaluated without post-training in our dataset. We noticed that without

Method	w/o paper					w/ paper				
	R@1	R@5	R@20	R@100	MRR@100	R@1	R@5	R@20	R@100	MRR@100
BM25	0.241	0.360	0.460	0.577	0.300	0.277	0.437	0.550	0.769	0.357
DPR	0.060	0.119	0.218	0.375	0.095	0.061	0.130	0.241	0.415	0.100
Contriever	0.213	0.338	0.433	0.565	0.272	0.200	0.334	0.464	0.630	0.266
Specter2	0.172	0.320	0.435	0.570	0.244	0.173	0.324	0.448	0.600	0.248
E5-base-v2	0.202	0.336	0.468	0.592	0.269	0.224	0.377	0.518	0.674	0.299
E5-large-v2	0.202	0.336	0.468	0.592	0.269	0.224	0.377	0.518	0.674	0.299
BGE-m3	0.235	0.368	0.476	0.607	0.300	0.268	0.428	0.553	0.742	0.346
NV-Embed-v2	0.274	0.420	0.522	0.632	0.342	0.287	0.440	0.529	0.653	0.357

Table 4: Performance of eight sparse and dense retrieval baselines on SciRGen-Geo. Recall@1, 5, 20, 100 and MRR@100 are reported under two index configurations—metadata-only (w/o paper) versus metadata + parsed-paper passages (w/ paper).

adapting to a specific domain, some dense retriever models without large-scale and diverse pertaining like DPR fall behind simple sparse baselines like BM25, which aligns with the findings from BEIR [30] that raise concern about the generalizability of dense retrieval models. Notably, in the w/ paper setting BM25 is even comparable to SOTA llm-based retrieval methods. This phenomenon might be due to the characteristic of multi-aspect information and the widespread usage of professional terminology, which benefits keyword matching more than an all-in-one dense embedding.

Comparing the two dataset representation settings, all models perform significantly better with information from the paper. This improvement is the most significant in long-context embedding models like bge-m3 that can fully leverage the augmented information, which has a maximum of 8192 allowed input tokens, and has improved by 14% in recall@100 by incorporating papers.

Comparing different BERT-initialized models, we find that large pretrained models perform better than fine-tuned retrievers, demonstrating greater robustness in out-of-domain retrieval tasks. Scientific domain fine-tuned models like Specter2 are better than DPR, which is only fine-tuned on simple QA datasets. However, since our dataset focuses on a research-level and specific domain, the improvement brought by scientific fine-tuning still seems to lag behind the large-scale retriever pre-training.

	avg.	Cognitive Level					
		C1	C2	C3	C4	C5	C6
Llama-2-7b-chat-hf	0.15	0.15	0.13	0.12	0.13	0.27	0.13
Llama-2-13b-chat-hf	0.21	0.25	0.16	0.25	0.19	0.27	0.26
Qwen-2.5-1.5B-Instruct	0.16	0.16	0.14	0.17	0.14	0.26	0.16
Qwen-2.5-32B-Instruct	0.21	0.21	0.24	0.12	0.17	0.32	0.16
DeepSeek-R1-Distill-Qwen-32B	0.18	0.20	0.15	0.12	0.14	0.31	0.16
Galactica-1.3b	0.28	0.25	0.25	0.27	0.27	0.43	0.25
Galactica-6.7b	0.28	0.25	0.26	0.28	0.25	0.41	0.25
K2	0.20	0.20	0.15	0.15	0.19	0.27	0.28
SciGLM-6B	0.26	0.22	0.29	0.17	0.23	0.42	0.25
GPT-3.5-Turbo	0.18	0.22	0.18	0.10	0.13	0.29	0.12
GPT-4	0.17	0.21	0.18	0.10	0.12	0.27	0.12

Table 5: Cognitive-level QA benchmark for twelve LLMs. For each model, accuracy is averaged within the six Revised Bloom tiers (C1–C6).

4.3 Benchmark Experiments for QA Tasks

In the QA benchmark, we test LLMs on our SciRGen-Geo Dataset. We choose three types of representative LLMs, including general open-source LLMs (Llama-2, Qwen-2.5, DeepSeek-R1), scientific

	Avg.	Short-form		Long-form	
		Accuracy	Accuracy	ROUGE-L	
Qwen2.5-1.5B	0.161	0.265	0.158	0.222	
Qwen2.5-1.5B _{+k=1}	0.274	0.429	0.244	0.258	
Qwen2.5-1.5B _{+k=5}	0.274	0.476	0.230	0.270	
Llama2-7B	0.153	0.273	0.149	0.255	
Llama2-7B _{+k=1}	0.306	0.490	0.263	0.273	
Llama2-7B _{+k=5}	0.324	0.520	0.269	0.307	
SciGLM-6B	0.263	0.302	0.267	0.247	
SciGLM-6B _{+k=1}	0.269	0.389	0.246	0.178	
SciGLM-6B _{+k=5}	0.229	0.373	0.197	0.192	
K2	0.198	0.335	0.180	0.284	
K2 _{+k=1}	0.312	0.517	0.256	0.303	
K2 _{+k=5}	0.338	0.556	0.278	0.319	

Table 6: Effect of retrieval-augmented prompting on QA performance. Accuracy (short/long) and ROUGE-L are reported for four LLMs with no retrieval, top-1 passage, and top-5 passages retrieved by BGE-m3.

foundation LLMs (Galactica, K2, SciGLM), and closed-source LLMs (GPT). We also cover different parameter sizes from 1.3B to 32B in the chosen LLMs. The models are asked to answer the question briefly.

We studied the QA performance across different question categories and different cognitive levels according to Bloom’s taxonomy, as shown in Table 5. In all, we find that scientific foundation models perform the best among all the models, with Galactica-6.7B performing the best. Larger models generally perform better, especially in categories that are reasoning-intensive, such as Quantification and Causal inference. For different cognitive levels, we find that C3(Applying) and C4(Evaluating) are the hardest types, and C5(Evaluating) is the level that achieves the highest accuracy. While difficulty plays an important role here, we find that the ambiguity in evaluating C5 and C6(Creating) level questions may also influence the scoring. The Table 7 is the QA benchmark classified by different question categories. We find that verification questions (Ver.) consistently achieve high scores across models, with GPT models standing out, demonstrating that large language models are

	Question Category																	
	Ver.	Disj.	Conc.	Feat.	Quan.	Def.	Exam.	Comp.	Int.	Cas.A.	Cas.C.	Goal.	Proc.	Enab.	Exp.	Judg.	As.	Req.
Llama-2-7b	0.861	0.529	0.106	0.152	0.069	0.245	0.033	0.166	0.086	0.071	0.139	0.130	0.077	0.061	0.096	0.149	0.063	0.270
Llama-2-13b	0.722	0.549	0.253	0.491	0.085	0.278	0.047	0.225	0.218	0.117	0.148	0.111	0.206	0.071	0.084	0.220	0.114	0.336
Qwen-2.5-1.5b	0.765	0.637	0.126	0.116	0.081	0.231	0.079	0.179	0.201	0.079	0.177	0.102	0.145	0.086	0.079	0.099	0.103	0.125
Qwen-2.5-32b	0.826	0.706	0.126	0.094	0.126	0.429	0.159	0.325	0.236	0.142	0.215	0.255	0.089	0.046	0.146	0.149	0.154	0.112
DeepSeek-R1-32b	0.861	0.775	0.136	0.085	0.130	0.245	0.084	0.225	0.172	0.088	0.196	0.134	0.097	0.051	0.112	0.149	0.126	0.112
Galactica-1.3b	0.861	0.618	0.242	0.286	0.102	0.439	0.065	0.219	0.431	0.146	0.464	0.259	0.218	0.279	0.270	0.270	0.229	0.099
Galactica-6.7b	0.861	0.716	0.187	0.344	0.130	0.396	0.173	0.205	0.379	0.133	0.421	0.176	0.222	0.259	0.191	0.390	0.211	0.105
SciGLM	0.817	0.647	0.177	0.196	0.089	0.443	0.126	0.291	0.356	0.117	0.493	0.352	0.149	0.157	0.118	0.220	0.240	0.250
K2	0.878	0.539	0.192	0.317	0.102	0.226	0.047	0.179	0.253	0.096	0.129	0.088	0.109	0.086	0.107	0.220	0.131	0.441
GPT-3.5	0.939	0.716	0.126	0.116	0.150	0.321	0.131	0.232	0.132	0.083	0.129	0.167	0.069	0.030	0.101	0.085	0.063	0.184
GPT-4	0.904	0.676	0.152	0.125	0.122	0.311	0.126	0.285	0.126	0.050	0.153	0.144	0.040	0.061	0.056	0.078	0.051	0.164

Table 7: Question-type QA benchmark that evaluates different LLMs across all 18 types in Graesser and Pearson’s taxonomy

particularly adept at handling verification tasks. Second, reasoning-intensive qa types like causal inference generally yield uniformly low scores (generally below 0.25) across all models, signaling a common challenge in addressing this question type.

We also experiment on whether incorporating retrieval enhances the question answering performance. We chunk the passages into 100 tokens per passage, which results in 25145 passages. We then apply BGE-m3 as the retriever and feed the top-1 and top-5 retrieved passages to the generator models along with the question in the prompt. As shown in Table 6, using extra retrieved content largely improves QA performance, and for small k in our setting, more context will bring better performance. An exception is SciGLM, which we suspect is a result of losing some long-context comprehension ability during scientific-specific finetuning.

5 Related Work

Dataset Generation. Constructing high-quality datasets for complex QA and retrieval tasks remains a challenge. Traditional methods, such as crowdsourcing, can be expensive, especially in expert domains, while automatic approaches to construct multi-hop questions by chaining simple questions [31, 41] are limited in diversity. Data collection from community forums [27] can generate diverse and realistic data, but often suffers from noise and is restricted to active online domains. More recently, PLMs have been explored for dataset generation by leveraging their massive knowledge from large-scale pretraining [10]. Researchers fine-tune PLMs with human-annotated seed set [2, 23, 25], use in-context prompting [28, 40] and design agent cooperation workflows [21, 24] to enable PLMs for question and answer generation. However, the lack of controllability and verifiability of LM-generated content hampers the utility of synthetic data. As a result, there still remains a significant shortage of useful RAG datasets, particularly in expert domains such as scientific research.

Scientific Retrieval and QA. Recent advances in scientific AI systems focus on two interconnected directions: foundation model-powered QA systems and scientific resource retrieval. While scientific foundation models [9, 29] exhibit broad scientific capabilities, their professional reliability is limited by hallucination risks from misaligned knowledge boundaries and untraceable source grounding [7, 12]. Some seek to address credibility through retrieval, which has been formulated as literature retrieval, citation

retrieval and dataset retrieval. Literature retrieval and citation retrieval [1, 4, 17, 36] aim to find relevant papers given a query or related content, whereas dataset recommenders [11, 32] attempt to link researchers with concrete experimental resources. However, current scientific RAG systems are still short in understanding realistic and professional queries and identifying heterogeneous scientific resources at scale [27], impeding sophisticated and informed decision-making in scientific discovery. Notably, scientific workflows inherently demand multi-stage reasoning, as task-critical questions arise throughout problem-solving, requiring robust modeling frameworks and optimization pipelines [15, 22, 34, 35]. This complexity highlights the urgent need for RAG systems that can handle multi-stage reasoning and cross-resource synthesis in authentic scientific contexts.

6 Conclusion

In conclusion, SciRGen provides a systematic, end-to-end framework for constructing realistic retrieval and question answering datasets tailored to the demands of scientific research. By integrating an information extraction pipeline to encompass both datasets and relevant scholarly literature, along with leveraging Graesser’s comprehensive question taxonomy, and incorporating a robust adaptation of the $\Delta SePer$ framework to rigorously verify the fidelity of free-form answers, our approach ensures that generated queries reflect the depth and complexity of actual research inquiries. The resulting SciRGen-Geo dataset underscores the multifaceted nature of scientific workflows, revealing that contemporary models still face significant challenges in retrieval and reasoning for domain-specific, task-oriented questions. Beyond its immediate contribution to geoscience, the SciRGen framework further offers a generalizable pipeline to synthesize data to catalyze the development of advanced knowledge discovery systems across diverse scientific fields.

7 Acknowledgement

This work was supported in part by the National Key R&D Program of China (Grant No. 2023YFF0725001), in part by the National Natural Science Foundation of China (Grant No.92370204), in part by the Guangdong Basic and Applied Basic Research Foundation (Grant No. 2023B1515120057), in part by The Education Bureau of Guangzhou Municipality, in part by the Guangzhou Basic and Applied Basic Research Program (Grant No. 2024A04J3279).

References

- [1] Anirudh Ajith, Mengzhou Xia, Alexis Chevalier, Tanya Goyal, Danqi Chen, and Tianyu Gao. 2024. LitSearch: A Retrieval Benchmark for Scientific Literature Search. In *Proceedings of the 2024 Conference on Empirical Methods in Natural Language Processing*. 15068–15083.
- [2] Chris Alberti, Daniel Andor, Emily Pitler, Jacob Devlin, and Michael Collins. 2019. Synthetic QA Corpora Generation with Roundtrip Consistency. In *Proceedings of the 57th Annual Meeting of the Association for Computational Linguistics*.
- [3] Lorin W Anderson and David R Krathwohl. 2010. Kerangka landasan untuk pembelajaran, pengajaran, dan asesmen (terjemahan Agung Prihantoro). New York: Addition Wesley Longman. (buku asli diterbitkan tahun 2001) (2010).
- [4] Iz Beltagy, Kyle Lo, and Arman Cohan. 2019. SciBERT: A Pretrained Language Model for Scientific Text. In *Proceedings of the 2019 Conference on Empirical Methods in Natural Language Processing and the 9th International Joint Conference on Natural Language Processing (EMNLP-IJCNLP)*. 3615–3620.
- [5] Jianlv Chen, Shitao Xiao, Peitian Zhang, Kun Luo, Defu Lian, and Zheng Liu. 2024. Bge m3-embedding: Multi-lingual, multi-functionality, multi-granularity text embeddings through self-knowledge distillation. *arXiv preprint arXiv:2402.03216* (2024).
- [6] Ziru Chen, Shijie Chen, Yuting Ning, Qianheng Zhang, Boshi Wang, Botao Yu, Yifei Li, Zeyi Liao, Chen Wei, Zitong Lu, Vishal Dey, Mingyi Xue, Frazier N. Baker, Benjamin Burns, Daniel Adu-Ampratwum, Xuhui Huang, Xia Ning, Song Gao, Yu Su, and Huan Sun. 2025. ScienceAgentBench: Toward Rigorous Assessment of Language Agents for Data-Driven Scientific Discovery. In *Proceedings of the International Conference on Learning Representations (ICLR)*.
- [7] Arman Cohan, Sergey Feldman, Iz Beltagy, Doug Downey, and Daniel S Weld. 2020. SPECTER: Document-level Representation Learning using Citation-informed Transformers. In *Proceedings of the 58th Annual Meeting of the Association for Computational Linguistics*. 2270–2282.
- [8] Lu Dai, Yijie Xu, Jinhui Ye, Hao Liu, and Hui Xiong. 2025. SePer: Measure Retrieval Utility Through The Lens Of Semantic Perplexity Reduction. In *The Thirteenth International Conference on Learning Representations*. <https://openreview.net/forum?id=ixMBnOhFGd>
- [9] Cheng Deng, Tianhang Zhang, Zhongmou He, Qiyuan Chen, Yuanyuan Shi, Yi Xu, Luoyi Fu, Weinan Zhang, Xinbing Wang, Chenghu Zhou, et al. 2024. K2: A foundation language model for geoscience knowledge understanding and utilization. In *Proceedings of the 17th ACM International Conference on Web Search and Data Mining*. 161–170.
- [10] Li Dong, Nan Yang, Wenhui Wang, Furu Wei, Xiaodong Liu, Yu Wang, Jianfeng Gao, Ming Zhou, and Hsiao-Wuen Hsu. 2019. *Unified language model pre-training for natural language understanding and generation*. Curran Associates Inc.
- [11] Michael Färber and Ann-Kathrin Leisinger. 2021. Recommending datasets for scientific problem descriptions. In *Proceedings of the 30th ACM International Conference on Information & Knowledge Management*. 3014–3018.
- [12] Tianyu Gao, Howard Yen, Jiatong Yu, and Danqi Chen. 2023. Enabling Large Language Models to Generate Text with Citations. In *Empirical Methods in Natural Language Processing (EMNLP)*.
- [13] Arthur C Graesser and Natalie K Person. 1994. Question asking during tutoring. *American educational research journal* 31, 1 (1994), 104–137.
- [14] Daya Guo, Dejian Yang, Haowei Zhang, Junxiao Song, Ruoyu Zhang, Runxin Xu, Qihao Zhu, Shirong Ma, Peiyi Wang, Xiao Bi, et al. 2025. Deepseek-r1: Incentivizing reasoning capability in llms via reinforcement learning. *arXiv preprint arXiv:2501.12948* (2025).
- [15] Weiyu Guo, Ziyue Qiao, Ying Sun, Yijie Xu, and Hui Xiong. 2025. Revisiting Noise Resilience Strategies in Gesture Recognition: Short-Term Enhancement in Surface Electromyographic Signal Analysis. In *Proceedings of the International Conference on Machine Learning (ICML)*.
- [16] Kelvin Guu, Kenton Lee, Zora Tung, Panupong Pasupat, and Mingwei Chang. 2020. Retrieval augmented language model pre-training. In *International conference on machine learning*. PMLR, 3929–3938.
- [17] Qi He, Jian Pei, Daniel Kifer, Prasenjit Mitra, and Lee Giles. 2010. Context-aware citation recommendation. In *Proceedings of the 19th international conference on World wide web*. 421–430.
- [18] Gautier Izacard, Mathilde Caron, Lucas Hosseini, Sebastian Riedel, Piotr Bojanowski, Armand Joulin, and Edouard Grave. 2021. Unsupervised dense information retrieval with contrastive learning. *arXiv preprint arXiv:2112.09118* (2021).
- [19] Tom Kwiatkowski, Jennimaria Palomaki, Olivia Redfield, Michael Collins, Ankur Parikh, Chris Alberti, Danielle Epstein, Ilia Polosukhin, Jacob Devlin, Kenton Lee, et al. 2019. Natural Questions: A Benchmark for Question Answering Research. *Transactions of the Association for Computational Linguistics* 7 (2019), 452–466.
- [20] Patrick Lewis, Ethan Perez, Aleksandra Piktus, Fabio Petroni, Vladimir Karpukhin, Naman Goyal, Heinrich Küttler, Mike Lewis, Wen-tau Yih, Tim Rocktäschel, et al. 2020. Retrieval-augmented generation for knowledge-intensive nlp tasks. *Advances in Neural Information Processing Systems* 33 (2020), 9459–9474.
- [21] Haipeng Luo, Qingfeng Sun, Can Xu, Pu Zhao, Qingwei Lin, Jinguang Lou, Shifeng Chen, Yansong Tang, and Weizhu Chen. 2024. Arena learning: Build data flywheel for llms post-training via simulated chatbot arena. *arXiv preprint arXiv:2407.10627* (2024).
- [22] Tengfei Lyu, Weijia Zhang, Jinliang Deng, and Hao Liu. 2025. AutoSTF: Decoupled Neural Architecture Search for Cost-Effective Automated Spatio-Temporal Forecasting. In *Proceedings of the 31st ACM SIGKDD Conference on Knowledge Discovery and Data Mining V.1*. 985–996.
- [23] Ji Ma, Ivan Korotkov, Yinfei Yang, Keith Hall, and Ryan McDonald. 2021. Zero-shot Neural Passage Retrieval via Domain-targeted Synthetic Question Generation. In *Proceedings of the 16th Conference of the European Chapter of the Association for Computational Linguistics: Main Volume*. 1075–1088.
- [24] Arindam Mitra, Luciano Del Corro, Guoqing Zheng, Shweti Mahajan, Dany Rouhana, Andres Coda, Yadong Lu, Wei-ge Chen, Olga Vrousset, Corby Rosset, et al. 2024. AgentInstruct: Toward generative teaching with agentic flows. *arXiv preprint arXiv:2407.03502* (2024).
- [25] Raul Puri, Ryan Spring, Mohammad Shoeibi, Mostofa Patwary, and Bryan Catanzaro. 2020. Training Question Answering Models From Synthetic Data. In *Proceedings of the 2020 Conference on Empirical Methods in Natural Language Processing (EMNLP)*.
- [26] Rifki Afina Putri, Faiz Ghifari Haznitrana, Dea Adhista, and Alice Oh. 2024. Can LLM Generate Culturally Relevant Commonsense QA Data? Case Study in Indonesian and Sundanese. In *Proceedings of the 2024 Conference on Empirical Methods in Natural Language Processing*. 20571–20590. doi:10.18653/v1/2024.emnlp-main.1145
- [27] Hongjin Su, Howard Yen, Mengzhou Xia, Weijia Shi, Niklas Muennighoff, Han-yu Wang, Haisu Liu, Quan Shi, Zachary S Siegel, Michael Tang, Ruoxi Sun, Jinsung Yoon, Sercan O Arik, Danqi Chen, and Tao Yu. 2025. BRIGHT: A Realistic and Challenging Benchmark for Reasoning-Intensive Retrieval. In *Proceedings of the International Conference on Learning Representations (ICLR)*.
- [28] Rohan Taori, Ishaan Gulrajani, Tianyi Zhang, Yann Dubois, Xuechen Li, Carlos Guestrin, Percy Liang, and Tatsunori B. Hashimoto. 2023. Stanford Alpaca: An Instruction-following LLaMA model. https://github.com/tatsu-lab/stanford_alpaca.
- [29] Ross Taylor, Marcin Kardas, Guillem Cucurull, Thomas Scialom, Anthony Hartshorn, Elvis Saravia, Andrew Poulton, Viktor Kerkez, and Robert Stojnic. 2022. Galactica: A large language model for science. *arXiv preprint arXiv:2211.09085* (2022).
- [30] Nandan Thakur, Nils Reimers, Andreas Rücklé, Abhishek Srivastava, and Iryna Gurevych. 2021. BEIR: A Heterogenous Benchmark for Zero-shot Evaluation of Information Retrieval Models. *arXiv:2104.08663 [cs.LR]* <https://arxiv.org/abs/2104.08663>
- [31] Harsh Trivedi, Niranjan Balasubramanian, Tushar Khot, and Ashish Sabharwal. 2022. MuSiQue: Multihop Questions via Single-hop Question Composition. *Transactions of the Association for Computational Linguistics* 10 (2022), 539–554.
- [32] Vijay Viswanathan, Luyu Gao, Tongshuang Wu, Pengfei Liu, and Graham Neubig. 2023. DataFinder: Scientific Dataset Recommendation from Natural Language Descriptions. In *Proceedings of the 61st Annual Meeting of the Association for Computational Linguistics (Volume 1: Long Papers)*. 10288–10303.
- [33] Cunxiang Wang, Sirui Cheng, Qipeng Guo, Yuanhao Yue, Bowen Ding, Zhikun Xu, Yidong Wang, Xiangkun Hu, Zheng Zhang, and Yue Zhang. 2023. Evaluating open-qa evaluation. *Advances in Neural Information Processing Systems* 36 (2023), 77013–77042.
- [34] Hao Wang, Jindong Han, Wei Fan, Leilei Sun, and Hao Liu. 2025. RePST: Language Model Empowered Spatio-Temporal Forecasting via Semantic-Oriented Reprogramming. In *Proceedings of the Thirty-Fourth International Joint Conference on Artificial Intelligence*.
- [35] Hao Wang, Jindong Han, Wei Fan, Weijia Zhang, and Hao Liu. 2025. PhyDA: Physics-Guided Diffusion Models for Data Assimilation in Atmospheric Systems. *arXiv preprint arXiv:2505.12882* (2025).
- [36] Jianyou Andre Wang, Kaicheng Wang, Xiaoyue Wang, Prudhviraj Naidu, Leon Bergen, and Ramamohan Paturi. 2023. Scientific document retrieval using multi-level aspect-based queries. *Advances in Neural Information Processing Systems* 36 (2023), 38404–38419.
- [37] Liang Wang, Nan Yang, Xiaolong Huang, Binxing Jiao, Linjun Yang, Daxin Jiang, Rangan Majumder, and Furu Wei. 2022. Text embeddings by weakly-supervised contrastive pre-training. *arXiv preprint arXiv:2212.03533* (2022).
- [38] Peiyi Wang, Lei Li, Zhihong Shao, Runxin Xu, Damai Dai, Yifei Li, Deli Chen, Yu Wu, and Zhifang Sui. 2024. Math-Shepherd: Verify and Reinforce LLMs Step-by-step without Human Annotations. In *Proceedings of the 62nd Annual Meeting of the Association for Computational Linguistics (Volume 1: Long Papers)*. 9426–9439.
- [39] Xiaoyue Wang, Jianyou Wang, Weili Cao, Kaicheng Wang, Ramamohan Paturi, and Leon Bergen. 2024. BIRCO: A Benchmark of Information Retrieval Tasks with Complex Objectives. *arXiv:2402.14151 [cs.LR]* <https://arxiv.org/abs/2402.14151>
- [40] Yizhong Wang, Yeganeh Kordi, Swaroop Mishra, Alisa Liu, Noah A Smith, Daniel Khashabi, and Hannaneh Hajishirzi. 2023. Self-Instruct: Aligning Language Models with Self-Generated Instructions. In *Proceedings of the 61st Annual Meeting of the Association for Computational Linguistics (Volume 1: Long Papers)*. 13484–13508.

- [41] Zhilin Yang, Peng Qi, Saizheng Zhang, Yoshua Bengio, William Cohen, Ruslan Salakhutdinov, and Christopher D Manning. 2018. HotpotQA: A Dataset for Diverse, Explainable Multi-hop Question Answering. In *Proceedings of the 2018 Conference on Empirical Methods in Natural Language Processing*. 2369–2380.
- [42] Junqi Yin, Sajal Dash, Feiyi Wang, and Mallikarjun Shankar. 2023. Forge: Pre-training open foundation models for science. In *Proceedings of the International Conference for High Performance Computing, Networking, Storage and Analysis*. 1–13.

A Appendix

Table 8 presents the retriever parameters used in our retrieval benchmark. Tables 9, 10, 11, and 12 detail the prompts used in the Corpus Curation stage. Tables 14, 13 detail the prompts used in the QA data generation stage. Table 15 details the prompts employed during the Evaluation stage. Figure 6 displays the interface utilized by experts to annotate data.

Method	Parameters	Max Input Length
BM25	-	-
DPR	110M	512
Contriever	110M	512
Specter2	110M	512
E5-base-v2	110M	512
E5-large-v2	336M	512
BGE-m3	550M	8192
NV-Embed-v2	7B	32768

Table 8: Comparison of retrieval methods on SciRGen-Geo with model parameters and maximum input length.

Analyze the academic paper and determine if it likely uses a dataset with characteristics similar to:

Target Dataset Information:

Instructions:

1. Carefully read the paper content and look for any direct mentions of the target dataset.
2. Also consider indirect references, such as descriptions of a dataset with characteristics closely matching the target dataset.
3. If there are no direct mentions but strong indirect evidence, err on the side of considering the paper relevant.
4. Return your response in the following format:

USED:[Yes/No]

EXPLANATION: [Brief explanation of your decision with specific evidence from the text]

Table 9: (a) Dataset Relevance Analyzer

You are an expert in academic paper analysis. Given a segment of text from an academic paper, classify it into one of these categories:

1. abstract&introduction
2. related works
3. method
4. experiment
5. conclusion

Rules: - If the text doesn't clearly belong to any category, classify it as "none"

- The abstract and introduction sections should be combined into "abstract&introduction"
- Method sections might also be called "methodology", "approach", "proposed method", etc.
- Experiment sections might also be called "results", "evaluation", "experimental results", etc.
- Related works might also be called "background", "literature review", etc.

Return ONLY the category name, nothing else.

Table 10: (b) Paper Segment Classifier

You are an experienced researcher. Analyze the text and extract COMPLETE SENTENCES that contain research components based on these specific definitions:

1. Background:

- Provide complete sentences that explain essential background knowledge related to the research topic.
- Describe the current state of knowledge in the field of study, highlighting key findings and challenges.
- Include explanations of key concepts, theories, or phenomena that are directly relevant to the research.

Requirements:

- The background must be directly related to the paper's research topic.
- It should offer context necessary for understanding the research and its significance.
- The background should explain relevant theories, concepts, or phenomena that lay the groundwork for the study.

2. Research Objective:

- Provide complete sentences that state the primary purpose of the research, or,
- Describe the main goal or target of the study and the specific problem the research seeks to solve or address, or,
- Explain what the researchers hope to achieve through their study, such as providing a solution, filling a gap in knowledge, testing a hypothesis, or understanding a phenomenon, or,
- Clarify the scope of the research, whether it's a theoretical exploration, a practical application, or a combination of both, or,
- Outline any specific hypotheses or questions the study aims to test or answer.

Requirements:

- State the research motivation, explaining why this study is important and what drives the inquiry.
- Specify the research goals, outlining the desired outcomes and what the researchers hope to uncover or demonstrate.
- Describe what the research seeks to achieve or investigate, though flexibility in expression is allowed depending on the context of the study.
- It may also help to provide context for how the research fits into existing literature or contributes to the field, although this is not always necessary.

3. Methods (ONLY include if present):

- ONLY complete sentences describing experimental procedures ACTUALLY PERFORMED in THIS paper
- ONLY complete sentences explaining methodological steps ACTUALLY IMPLEMENTED by THIS study's authors

Requirements:

- Include ONLY methods that were directly executed in THIS research
 - Must be preceded by phrases like "we", "our study", "in this paper", or similar indicators showing the authors performed these methods
-

- EXCLUDE ALL sentences that:

- * Describe other researchers' methods
- * Review existing approaches
- * Discuss general methodological concepts
- * Start with phrases like "Previous studies...", "Existing methods...", "Other researchers..."
- * Appear in literature review or related work sections

- Each extracted method must describe a specific action or procedure performed by the current study's authors

4. Challenges (ONLY include if present):

- Complete sentences describing research gaps or inadequacies in current solutions
- Complete sentences explaining limitations or difficulties in the research process
- Complete sentences identifying technical barriers or obstacles
- Complete sentences describing unresolved problems in the field

Requirements: Extract full sentences that clearly describe specific challenges, limitations, or difficulties faced during the research.

5. Dataset (ONLY include if present):

- Complete sentences describing the datasets used
- Complete sentences detailing size, composition, or key characteristics

Requirements:

- Extract full sentences that provide complete information about the dataset
- Do not split dataset descriptions mid-sentence
- Only include datasets actually used in THIS study's experiments

6. Findings (ONLY include if present):

- ONLY complete sentences stating PRIMARY research findings that directly address the core research question
- ONLY complete sentences describing MAJOR discoveries or conclusions that answer the study's main objectives

Requirements:

- Each finding must directly correspond to the paper's core research questions/objectives
- Include ONLY high-level, significant findings that represent the paper's main contributions

- EXCLUDE:

- * Intermediate experimental results
- * Detailed performance metrics from individual experiments
- * Secondary or supporting findings
- * Preliminary results
- * Ablation study results
- * Comparative experiment outcomes unless they represent the paper's main conclusion

Example of what to include:

- * Major methodological breakthroughs
- * Primary theoretical contributions
- * Key empirical discoveries that advance the field
- * Central conclusions that answer the research question

Instructions:

1. ONLY extract COMPLETE SENTENCES. Never extract partial sentences or fragments.
2. Each extracted text must be grammatically complete and semantically self-contained.
3. If multiple sentences are needed to express a complete idea, include all relevant sentences together.
4. If a sentence spans multiple categories, include it in all relevant categories.
5. Maintain the exact wording from the original text - do not modify or summarize.
6. If no complete sentences are found for a category, write "None" for that category.

Format your response as key-value pairs, one per line:

Background: [extracted complete sentences] Research Objective: [extracted complete sentences] Methods: [extracted complete sentences] Challenges: [extracted complete sentences] Dataset: [extracted complete sentences] Findings: [extracted complete sentences] Example of good extraction:

Original text: "Previous studies have used CNN-based approaches for image classification. Several researchers implemented attention mechanisms with varying success. In this paper, we propose a novel hybrid architecture combining transformers with CNNs. We trained our model using a three-stage process with curriculum learning. Our experiments showed 97% accuracy on the test set."

Background: Previous studies have used CNN-based approaches for image classification. Several researchers implemented attention mechanisms with varying success.

Research Objective: In this paper, we propose a novel hybrid architecture combining transformers with CNNs.

Methods: We trained our model using a three-stage process with curriculum learning.

Findings: Our experiments showed 97% accuracy on the test set.

Challenges: None

Dataset: None

IMPORTANT:

Please think twice before you response, make sure you understand and confirm your answer.

Find as many sentences as you can.

The more content you find, the better. Do not miss any possible content.

Table 11: (c) Fine-grained Paper Parse Engine-1.

You are an expert research analyst. Evaluate the quality and relevance of the extracted research content.

Evaluation Requirements: 1. EACH section (Background, Methods, Findings, Challenges, Dataset) MUST have AT LEAST ONE item retained

2. For sections with multiple items:

- Keep the specific and informative items

- Filter out redundant content

Content Selection Principles:

1. Completeness: Content should form a complete, self-contained unit of information

2. Relevance: Content should directly relate to its category

3. Non-redundancy: Avoid repetitive information

4. Clarity: Prefer clear, well-structured expressions

5. Category Alignment: Content should strictly belong to its claimed category

Detailed Evaluation Guidelines:

1. Each category must maintain at least one item

2. Selected content should be complete and self-contained

3. Avoid splitting related information across multiple items

4. Maintain proper categorization of content

5. Prefer comprehensive items over partial descriptions

6. Remove redundant information even if well-written

7. Ensure selected content actually belongs to its category

8. Consider the overall coherence of the selected content

Here's a concrete example of good evaluation:

Original Content Example (partial):

Background:

1. "Energy and water vapor interactions between land surfaces and the atmosphere are the most crucial ecological processes..." [Complete EC and LAS background]

2. "Experimental Research (W A TER)", many observation sites were established..."

3. "The relationship between $H + LE$ and $R_n - G_0$ can be expressed by..."

Analysis and Decisions:

- Keep item 1 because it provides comprehensive background about methods and limitations

- Remove item 2 because it's an incomplete sentence lacking context

- Remove item 3 because it contains results discussion rather than background

For your evaluation task:

1. Analyze each section's content carefully

2. Apply the selection principles consistently

3. Provide clear reasoning for your decisions

4. Maintain the essential meaning while removing redundancy

5. Ensure proper categorization is maintained

Return your response in this format:

KEEP-INDICES:

Background: [list of indices to keep] Methods: [list of indices to keep] Findings: [list of indices to keep] Challenges: [list of indices to keep]

Dataset: [list of indices to keep] REASON: [Brief explanation of your decisions, with reference to specific principles applied]

Remember: - DO NOT modify any of the extracted content

- Keep at least one item per section if any exists

- Focus on quality over quantity while ensuring coverage of key information

- Consider how selected items work together to tell a complete story

Table 12: (c) Fine-grained Paper Parse Engine-2

You are a researcher generating questions and answers to find relevant metadata, datasets, and papers within a specific domain. Below are the potential question types. Choose the type that best fits the field information and the user's purpose.

1. **Verification:** Verification questions seek a simple 'yes' or 'no' answer to confirm specific details.

2. **Disjunctive:** Disjunctive questions present multiple options, asking the researcher to identify which one is applicable.

... The other Expert-Elicited Definitions for each question type are provided in Table 1.

Task: Based on the following dataset metadata, return the most appropriate 8 question types. Give me the name of each type and not other information.

Dataset Metadata: {dataset title and description}

Table 13: Question Type Selection Prompt

SYSTEM ROLE: You are a researcher asking questions aiming to find relevant metadata, datasets, and papers within a specific domain.

USER ROLE:

I am exploring the field above. I'm interested in finding datasets or understanding data collection methods related to this field.

Field:

- **Metadata:** {dataset title and description}

- **Content of relevant Papers:** {detail content}

Please generate three questions that aim to discover or explore general information about data collection techniques, challenges, and potential datasets in this domain under the question type below and answer each query using the field above.

- **Question Type:** {detail type}

- **Question Definition:** {detail definition}

- **Question Example:** {detail example}

Guidelines:

1. Only questions and answers without any other information.

2. Do not summarize the metadata or Content of relevant Papers.

3. Focus on questions that are open-ended and explore a wide range of possibilities or methodologies related to the field.

4. Use neutral terms like "a dataset," "data collection method," or "research approach," instead of specific references like "the study" or "this dataset."

5. Aim for questions that encourage exploration of nuanced technological details, methodological rigor, and potential sources or strategies for dataset expansion or refinement within the field.

6. The answer should come from the field I mentioned above.

7. Return the questions and answers in JSON format.

Table 14: Main Prompt to generate question and answer

Role: You are an expert evaluator and cognitive scientist specializing in revised Bloom's Taxonomy.

Task: Classify each question based on its cognitive complexity into one of the six categories (C1–C6) from the revised Bloom's Taxonomy.

CATEGORIES AND DESCRIPTIONS:

C1 (Remembering):

- Retrieve relevant knowledge from long-term memory.

- Focus on recalling or recognizing facts, definitions, or basic concepts.

Examples:

- RECOGNIZING (identifying).

- RECALLING (retrieving).

C2 (Understanding):

- Construct meaning from information through interpretation, explanation, or comparison.

- Emphasis is on understanding concepts rather than simply recalling them.

Examples:

- INTERPRETING (clarifying, paraphrasing, representing, translating).

- EXEMPLIFYING (illustrating, instantiating).

- CLASSIFYING (categorizing, subsuming).

- SUMMARIZING (abstracting, generalizing).

- INFERRING (concluding, extrapolating, predicting).

- COMPARING (contrasting, mapping, matching).

- EXPLAINING (constructing models).

C3 (Applying):

-
- Use knowledge in a new context or apply learned procedures to solve problems.
 - Emphasis is on performing tasks or carrying out processes.

Examples:

- EXECUTING (carrying out).
- IMPLEMENTING (using).

C4 (Analyzing):

- Break down information into parts to understand relationships, patterns, or structures.
- Focus on examining and organizing components.

Examples:

- DIFFERENTIATING (discriminating, distinguishing, selecting).
- ORGANIZING (finding coherence, outlining, parsing, structuring).
- ATTRIBUTING (deconstructing).

C5 (Evaluating):

- Make judgments based on criteria, standards, or evidence.
- Focus on assessing or critiquing based on logical reasoning.

Examples:

- CHECKING (coordinating, detecting, monitoring, testing).
- CRITIQUING (judging).

C6 (Creating):

- Generate new ideas, designs, or constructs by combining elements in novel ways.
- Focus on producing original work or reassembling existing components into new patterns.

Examples:

- GENERATING (hypothesizing).
- PLANNING (designing).
- PRODUCING (constructing).

Classification Instructions**1. Identify the Key Action**

- Examine the main verb(s) or action(s) in the single question (e.g., “compare,” “analyze,” “create,” “evaluate,” etc.).

2. Match to Category

- Decide which of the six categories (C1–C6) the question’s primary cognitive demand aligns with.

- **Tie-Breaking Rule:** If the question seems to fit multiple categories, select the one that best represents the dominant cognitive skill required.

3. Focus on Cognitive Process, Not Subject Matter

- Base your classification on the mental operation needed (recalling, understanding, applying, analyzing, evaluating, or creating), rather than the topic itself.

4. Output Format

- Provide **only** the category code and name in parentheses.
- For instance: C1(Remembering), C2(Understanding), etc.
- **No extra explanations or commentary**—just the classification code.

Question to Classify: {question}

Table 15: Cognitive Level Evaluation Prompt

Graesser and Pearson's taxonomy theory as guideline

Question Type

Example

Question Type Definition

Example questions ask for instances that illustrate a particular scientific concept.

Context (Dataset Metadata):

Dataset Title

Dataset of Heihe integrated observatory network: phenology camera observation data set of Daman superstation, 2022

Dataset Description

The dataset contains the phenological camera observation data of the Daman Superstation in the midstream of Heihe integrated observatory network from May 15 to October 31, 2022. The phenomenon camera integrates data acquisition and data transmission functions. For the calculation of the greenness index and phenology, the relative greenness index (GCC, Green Chromatic Coordinate, calculated by $GCC = G / (R + G + B)$) needs to be calculated according to the region of interest, then the invalid value filling and filtering smoothing are performed, and finally the key phenological parameters are determined according to the growth curve fitting, such as the growth season start date, Peak, growth season end, etc. This data set includes relative greenness index (Gcc).

Please refer to Liu et al. (2018) for sites information in the Citation section.

Content extracted from paper:

Related paper list

Paper 1

Background

Arid and semiarid regions represent approximately 30 % of the global terrestrial surface area (Dregne, 1991; Scanlon et al., 2006), and dryland expansion occurs under climate change, especially in developing countries (Huang et al., 2016). An oasis is a unique ecological landscape in arid and semi-arid areas that is not only the core of regions' ecological environment but also the foundation of their economic development, especially in western China, which has been an important part of the "Silk Road" since ancient times. Oases comprising less than 10 % of the total area of arid regions support more than 90 % of the population in these regions of China (Chu et al., 2005; Li et al., 2016; Zhou et al., 2022). The oasis-desert system plays a crucial role in maintaining a stable ecological environment and agricultural productivity (Zhang and Zhao, 2015). Extensive studies have investigated energy, water vapor, and carbon exchange in oasis-desert areas based on field and remote-sensing observations (Taha et al., 1991; Potchter et al., 2008; Xue et al., 2019; Wang et al., 2019; Zhou et al., 2022) and numerical simulations (Chu et al., 2005; Meng et al., 2009; Georgescu et al., 2011; Liu et al., 2020). In addition, oasis-desert areas located in semiarid regions have been found to be carbon sinks by previous researchers (Tagesson et al., 2016; Wang et al., 2019); thus, they can significantly affect the carbon balance of arid regions and play an increasingly important role within the global carbon cycle.

Research Objective

Therefore, it is critical to maintain the balance between oasis and desert systems in order to achieve the goal of sustainable oasis development. Understanding the basic characteristics of energy, water vapor, and carbon exchange in oasis-desert ecosystems is important to achieve the goals of carbon peaking and carbon neutrality in the oasis-desert area and support the ecological security and sustainable development of the oasis. A quantitative understanding of the energy, water vapor, and carbon exchange in oasis-desert areas is crucial to recognize the oasis-desert interactions and is significant to protect the ecological stability and socioeconomic development of oases; moreover, long-term observations are indispensable.

Challenges

Inland river basins in arid and semiarid areas are facing the crisis of ecological environment degradation, such as the drying up of rivers and lakes, the degradation of natural vegetation, the intensification of land desertification, and the frequent occurrence of dust storms, especially in many inland river basins westward along the Silk Road, such as the Tarim River basin (Zhao et al., 2013), the Aral Sea basin (Stanev et al., 2004; Crétaux et al., 2009), and the Lake Urmia basin (Stone, 2015).

Select Language

English

当前 Dataset: 1 / 总共 97

Previous dataset

Load current dataset

Next dataset

Current dataset evaluation status: 未完成

Completion time: N/A

Generated Question and Answer

Question

Can you provide an example of a data collection method used to monitor energy, water vapor, and carbon exchange in oasis-desert ecosystems?

Answer

One example of a data collection method is the use of an eddy covariance system and scintillometer to acquire half-hourly turbulent flux data, supplemented by hydrometeorological data from automatic weather stations with a 10-minute average period.

Evaluation Guidelines and Metrics

Faithfulness

Context Relevancy

Total 1 QAs | Current QA index: 1

Completed 0 | Unfinished QA List: [第1个]

Status

Previous QA

Save Current QA

Next QA

Jump to Dataset Index (from 1)

Jump to Dataset

Figure 6: Expert Annotation Interface.