

TeleEval-OS: Performance evaluations of large language models for operations scheduling

Yanyan Wang², Yingying Wang^{2*}, Junli liang¹, Yin Xu²,
Yunlong Liu¹, Yiming Xu¹, Zhengwang Jiang¹, Zhehe Li¹,
Fei Li^{1,2}, Long Zhao^{1,2}, Kuang Xu^{1,2}, Qi Song^{1*}, Xiangyang Li¹

^{1*}School of Computer Science and Technology, University of Science and Technology of China, Hefei, 230022, Anhui, China.

²Innovation + Research Institute, GuoChuang Cloud Technology Ltd., Hefei, 230031, Anhui, China.

*Corresponding author(s). E-mail(s): wang.yingying@ustcinfo.com;
qisong09@ustc.edu.cn;

Contributing authors: wang.yanyan@ustcinfo.com;
jlliand@mail.ustc.edu.cn; xu.yin@ustcinfo.com;
liuyunlong@mail.ustc.edu.cn; xym30@mail.ustc.edu.cn;
jzw02@mail.ustc.edu.cn; lzh2002@mail.ustc.edu.cn;
fli312@mail.ustc.edu.cn; lzhao@ustcinfo.com; kxu@ustcinfo.com;
xiangyangli@ustc.edu.cn;

Abstract

The rapid advancement of large language models (LLMs) has significantly propelled progress in artificial intelligence, demonstrating substantial application potential across multiple specialized domains. Telecommunications operation scheduling (OS) is a critical aspect of the telecommunications industry, involving the coordinated management of networks, services, risks, and human resources to optimize production scheduling and ensure unified service control. However, the inherent complexity and domain-specific nature of OS tasks, coupled with the absence of comprehensive evaluation benchmarks, have hindered thorough exploration of LLMs' application potential in this critical field. To address this research gap, we propose the first Telecommunications Operation Scheduling Evaluation Benchmark (TeleEval-OS). Specifically, this benchmark comprises 15 datasets across 13 subtasks, comprehensively simulating four key operational stages: intelligent ticket creation, intelligent ticket handling, intelligent ticket closure, and intelligent evaluation. To systematically assess the performance of LLMs on

tasks of varying complexity, we categorize their capabilities in telecommunications operation scheduling into four hierarchical levels, arranged in ascending order of difficulty: basic NLP, knowledge Q&A, report generation, and report analysis. On TeleEval-OS, we leverage zero-shot and few-shot evaluation methods to comprehensively assess 10 open-source LLMs (e.g., DeepSeek-V3) and 4 closed-source LLMs (e.g., GPT-4o) across diverse scenarios. Experimental results demonstrate that open-source LLMs can outperform closed-source LLMs in specific scenarios, highlighting their significant potential and value in the field of telecommunications operation scheduling.

Keywords: Benchmark, Large language model, Telecommunications operation scheduling domain

1 Introduction

In recent years, large language models (LLMs), represented by GPT-4 [1], DeepSeek [2], Qwen [3], and LLaMA [4], have experienced rapid advancement, demonstrating exceptional capabilities in language comprehension and generation. These models have demonstrated outstanding performance in tasks such as natural language processing, knowledge-based question answering, and content generation. Furthermore, their potential applications have been actively explored in domains such as healthcare [5, 6], finance [7, 8], and education [9, 10], offering new opportunities for the intelligent transformation of industries. As key providers of information and communication infrastructure, telecommunications operators are also actively exploring the application potential of these large models in real-world business scenarios to enhance service efficiency and intelligence levels [11].

As LLMs gradually permeate various facets of telecommunications operations, effectively measuring the performance of LLMs in complex scenarios has emerged as a critical challenge requiring urgent resolution. Currently, numerous evaluation benchmarks have been developed to assess the performance of LLMs across different tasks and domains. These benchmarks can be broadly classified into two categories: general-domain and vertical-domain benchmarks. General-domain benchmarks, such as PromptBench [12], SG-Bench [13], and CMMLU [14], are designed to evaluate a broad range of capabilities, including multi-task performance, multilingual proficiency, and domain-specific knowledge. On the other hand, vertical-domain benchmarks focus on specific industries, such as MedExQA [15] and TCMBench [16] in healthcare, FinBen [17] in finance, and LAiW [18] in law. However, due to the inherent complexity and scenario-specific nature of tasks in the telecommunications sector, these existing benchmarks are inadequate for effectively assessing the performance of LLMs in real-world telecommunications scenarios [19, 20].

Telecommunications operational scheduling refers to the coordinated management of networks, services, risks, and personnel resources to optimize production scheduling and achieve unified service control. Its core capabilities include critical processes such as cloud network fault resolution, customer service assurance, major risk operations, and production command scheduling. The unique nature of tasks in this domain

poses significant challenges for existing evaluation benchmarks to effectively assess the performance of LLMs in these scenarios. First, as illustrated in Figure 1, the domain features complex scenarios and diverse tasks, which can be categorized into four principal groups: intelligent ticket creation, intelligent handling, intelligent ticket closure, and intelligent evaluation. These groups include a range of tasks, such as homogeneous ticket recommendation, multi-tier intent recognition, and ticket closure report generation. Second, historical tickets contain substantial low-quality data characterized by noisy entries and incomplete records. Finally, ticket data frequently includes sensitive information (e.g., broadband account details, physical addresses) that requires strict data desensitization processes. Therefore, constructing an evaluation benchmark specifically tailored to telecommunications operational scheduling scenarios is of paramount importance [21].

To address this gap, we present TeleEval-OS, a specialized benchmark designed to evaluate LLM capabilities in telecommunications operations dispatching. First, we divide the scenarios into 13 subtasks based on the four stages of operational scheduling business: intelligent ticket creation, intelligent handling, intelligent ticket closure, and intelligent evaluation. Concurrently, we define four capability categories: basic NLP, knowledge Q&A (Question and Answering), report generation, and report analysis. Subsequently, in accordance with the unique characteristics of operational scheduling tasks, we constructed an evaluation dataset comprising over 10.4k examples. Finally, we evaluated various LLMs’ performance in operational scheduling scenarios.

The primary contributions of this research can be summarized as follows:

- This paper presents TeleEval-OS, the first comprehensive evaluation framework designed to assess the capabilities of various LLMs across four critical scenarios: intelligent ticket creation, intelligent handling, intelligent ticket closure, and intelligent evaluation. This framework establishes a unified evaluation standard for the intelligent development of telecommunications operational scheduling.
- We have constructed an extensive dataset comprising 15 datasets across 13 subtasks, with over 10.4k evaluation samples, covering core capabilities such as basic NLP, knowledge Q&A, report generation, and report analysis. This provides scientific support for evaluating the performance of LLMs in complex and diverse tasks.
- We conducted a systematic evaluation of 10 open-source and 4 closed-source LLMs, revealing the strengths and weaknesses of different models in operational scheduling scenarios. The results serve as a crucial reference for LLM optimization, product development, and the practical deployment of LLMs in real-world telecommunications scenarios.

The key findings of the study are as follows:

- Closed-source LLMs are not irreplaceable, as the open-source LLM DeepSeek-V3 demonstrated outstanding performance across all tasks, showcasing its strong potential in operational scheduling tasks. Moreover, in most tasks, the performance under the few-shot setting significantly surpassed that of the zero-shot setting, indicating that a modest number of examples can effectively enhance an LLM’s task adaptation and overall performance.

- The maturity ranking of operations scheduling tasks is as follows: report analysis tasks > intent recognition tasks > knowledge Q&A tasks > report generation tasks > homogeneous ticket recommendation tasks.
- LLMs exhibit proficiency in descriptive text generation. In the report analysis task, a comprehensive statistical table was provided, allowing the LLM to focus solely on data analysis and the derivation of conclusions. With the highest score reaching 89.52, this result demonstrates the strong suitability of LLMs for applications involving data analysis and content generation.
- Conversely, LLMs are less proficient at performing statistical tasks. In report generation tasks, where LLMs were required to first compute statistics and then generate a textual report, the performance was suboptimal, highlighting the need for external tools to assist with data computation.
- Additionally, LLMs show limitations in handling multiple-choice questions with numerous options. Specifically, in the homogeneous ticket recommendation task, the redundancy of options resulted in a highest score of only 28.17. In practical applications, this necessitates ongoing LLM optimization and fine-tuning to enhance accuracy and stability for such tasks.

These contributions and findings provide critical insights into the practical application of LLMs within telecommunications operational scheduling, paving the way for further research and refined approaches in this domain.

2 Related work

2.1 General LLMs and benchmarks

In recent years, the rapid development of LLMs, such as GPT-4o [1], GLM-4 [22], Qwen-2.5 [3], and DeepSeek-V3 [2], has significantly propelled advancements in the field of NLP. These models, trained extensively on massive datasets, have demonstrated robust capabilities in language understanding and generation, achieving state-of-the-art performance across a wide range of tasks. As LLMs continue to evolve and find broader applications, the need for scientific and systematic evaluation of their performance has become a paramount concern for both academia and industry [23, 24].

Evaluation benchmarks for general-purpose LLMs can generally be categorized into two main types. The first category consists of comprehensive benchmarks that encompass a variety of natural language understanding and generation tasks. These benchmarks aim to assess LLMs' adaptability in tasks such as text classification, reading comprehension, sentiment analysis, and text generation. Early examples of such benchmarks include GLUE [25] and CLUE [26], with more recent developments exemplified by SuperGLUE [27] and A-Eval [28]. The second category comprises benchmarks structured around exam-style questions from various academic disciplines. These benchmarks prioritize the assessment of LLMs' mastery of interdisciplinary knowledge and reasoning skills. Notable examples in this category include AGIEval [29], MMLU-Redux [30], C-Eval [31], and SciKnowEval [32], which evaluate models through exam items covering diverse subjects and varying levels of difficulty. While these general benchmarks play a critical role in assessing the broad capabilities

of large models, their lack of domain specificity limits their effectiveness in accurately measuring performance in specific industry contexts.

2.2 Telecommunications LLMs and benchmarks

In recent years, the application of LLMs has expanded across various vertical industries, including healthcare [5, 6, 33], finance [7, 8, 34, 35], law [18, 36], and education [31]. However, research on the application of LLMs in the telecommunications sector remains relatively limited. Currently, the three major operators in the telecommunications industry have successively launched their self-developed, domain-specific LLMs. For instance, China Mobile introduced the “Jiutian Customer Service LLM”, which supports intelligent Q&A and script generation in online customer service systems, enhancing service efficiency [37]. China Unicom released the “Honghu Graphic LLM”, focusing on value-added services such as image generation and video editing, and offering customized solutions tailored to industry demands [38]. Meanwhile, China Telecom unveiled the Telechat LLM [39], which aims to empower data middleware, intelligent customer service, and smart governance scenarios [40], thereby facilitating the intelligent upgrading of the communications industry. By leveraging the operators’ computational advantages and industry expertise, these large models provide important support for digital transformation.

The telecommunications domain primarily encompasses customer service, network management, and operations scheduling. While TeleEval-CS [21] has explored the evaluation of LLM capabilities in the customer service domain, operational scheduling aims to achieve comprehensive coordination and command scheduling of networks, services, risks, and personnel events. However, due to the complexity of the scenarios and the diversity of tasks, there is currently a lack of a universal evaluation system, making it challenging to comprehensively assess the actual capabilities and potential of LLMs in this field. Therefore, constructing an evaluation framework tailored to the operations scheduling domain in telecommunications is of paramount importance. To address this gap, our TeleEval-OS framework integrates real-world telecommunications operations scheduling scenarios and systematically organizes evaluation datasets from four perspectives: intelligent ticket creation, intelligent handling, intelligent ticket closure, and intelligent evaluation. In conjunction with specific task requirements, we designed basic NLP, knowledge Q&A, report generation, and report analysis tasks across four levels to comprehensively evaluate the integrated capabilities of LLMs in the telecommunications operational scheduling domain.

3 Benchmark construction

In collaboration with experts from the fields of operation scheduling, artificial intelligence, and related areas, we systematically categorized the telecommunications operational scheduling domain from two dimensions: scenarios and capabilities. Based on this, we established a scalable framework for multi-scenario and multi-task evaluation. As shown in Figure 1, the scenario dimension divides the domain into four key stages: intelligent ticket creation, intelligent handling, intelligent ticket closure,

and intelligent evaluation. In terms of capabilities, the performance of LLMs in operation scheduling tasks is categorized into four hierarchical levels, arranged in order of increasing difficulty: basic NLP, knowledge Q&A, report generation, and report analysis. These levels collectively encompass 13 subtasks, providing a comprehensive evaluation framework. This classification framework not only provides a structured approach for evaluating the performance of LLMs in the telecommunications operation scheduling domain but also establishes a foundation for future task expansion and optimization.

Specifically, the basic NLP tasks mainly involve simple classification tasks, including two homogeneous ticket recommendation tasks (change operation ticket association search and homogeneous network fault ticket recommendation) and an intent recognition task. The knowledge Q&A tasks are designed to provide intelligent question answering within operation scheduling scenarios. The report generation category comprises three types of automatic ticket closure report generation tasks (network fault tickets, hidden danger rectification tickets, and change operation tickets) as well as a summary generation task for field maintenance personnel. Finally, the report analysis tasks are designed to generate structured reports based on ticket statistics, specifically covering analyses of tickets related to maintenance issues, IT support, change operations, hidden danger rectification, and technical support groups.

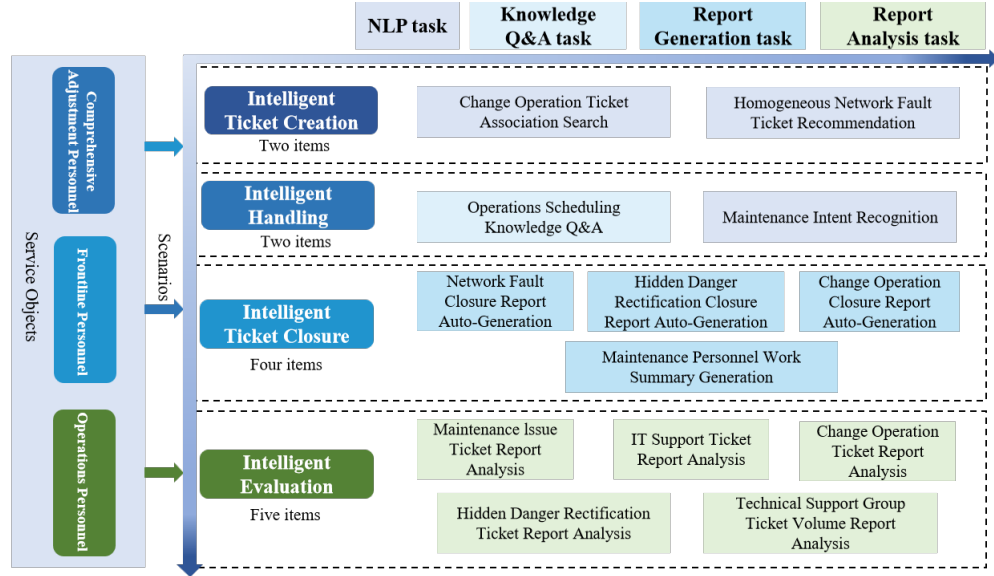


Fig. 1 Overview of the framework in telecommunications operations scheduling domain

3.1 Operation scheduling scenarios

3.1.1 Intelligent ticket creation scenario

Intelligent ticket creation constitutes the initial phase of operation scheduling, with its core objective being the implementation of homogeneous ticket recommendation through basic NLP capabilities. Specifically, when creating a new ticket, the system automatically identifies and recommends historically similar tickets from the repository based on critical information such as ticket title and issue type. These recommended tickets exhibit semantic similarity in title keywords or categorical alignment in problem types. This functionality not only significantly enhances operational efficiency in ticket creation but also serves as reference material for subsequent ticket completion operations, thereby reducing redundant efforts and improving the accuracy of overall dispatch workflows.

3.1.2 Intelligent handling creation scenario

Intelligent handling is the core stage of operations scheduling, designed to provide intelligent support for operational personnel. This includes assisting installation and maintenance personnel in household broadband installation and maintenance tasks, enabling them to efficiently complete work order processing.

- **Basic NLP Capability:** This involves extracting implicit semantics from text inputs by installation and maintenance personnel to determine the true purpose and needs behind their statements and classify the questions they raise. For instance, during broadband installation, it can discern whether the technician is querying information on “installation card issues” or “MobiBox playback errors”. By automating intent recognition, this reduces the need for manual intervention, thereby accelerating the handling speed of installation and maintenance tasks.
- **Knowledge Q&A Capability:** By retrieving information from a specialized knowledge base in the field of operations scheduling, relevant historical expertise can be quickly accessed. This enables intelligent question answering based on professional knowledge, thereby enhancing both the efficiency and accuracy of problem resolution.

3.1.3 Intelligent ticket closure scenario

Intelligent ticket closure represents the final stage of ticket processing, where LLMs primarily facilitate report generation by automating the summarization and feedback of the entire process and its outcomes. The intelligent ticket closure scenario encompasses two primary tasks: ticket closure report generation and maintenance personnel work summary generation. The ticket closure report generation task focuses on automatically summarizing and analyzing key information such as processing efficiency and remediation outcomes. Additionally, it provides insights and recommendations for process improvement. Meanwhile, the maintenance personnel work summary generation task is designed to automatically summarize and analyze the daily workload

of maintenance staff, including the number of tickets processed, work types, and efficiency metrics. This task also delivers personalized work recommendations to help employees enhance their productivity

3.1.4 Intelligent evaluation scenario

The intelligent evaluation phase serves as the optimization component within ticket processing, where LLMs provide structured report analysis capabilities to enhance overall operational efficiency and service quality through data analytics and feedback mechanisms. This scenario includes five distinct ticket report analysis tasks, which leverage existing statistical data to analyze data distribution trends, extract key insights, and generate structured reports. Through automated analysis, the process significantly reduces the time required for manual data organization and summarization, thereby improving overall work efficiency.

3.2 Construction of datasets for operational scheduling tasks

To evaluate the capabilities of LLMs in the domain of operational scheduling, we have constructed a proprietary dataset tailored to this field. The dataset construction process follows a unified workflow, as illustrated in Figure 2, and includes steps such as data desensitization, data cleaning, answer or label generation, and data verification. First, to ensure customer privacy and data security, we apply regular expressions or hash functions to replace sensitive information, including broadband account numbers, maintenance personnel addresses, and names. Subsequently, meaningless characters, such as redundant spaces and special symbols, are removed from the anonymized text. Next, appropriate answers or structured tables are generated according to the characteristics of each dataset. The methods employed include: (a) manual annotation by business experts, (b) result generation based on matching score calculations, and (c) the use of LLMs to produce answers conforming to a prescribed report framework. Finally, to ensure data quality, a dual verification process is conducted by both business experts and NLP specialists, ensuring the accuracy and reliability of the dataset for downstream tasks. Specifically, we constructed 15 datasets across 13 subtasks, with a total of 10.4K samples. These datasets cover tasks in basic NLP, knowledge Q&A, report generation, and report analysis, with detailed information provided in Table 1.

Table 1 Overview of the evaluation dataset and metrics.

Scenes	Dataset	Task	Major Task Type	Minor Task Type	Size	Metrics
Intelligent Ticket Creation	COTAS	Change Operation Ticket Association Search	NLP task	Text Classification	500	F1
	HNFTTR	Homogeneous Network Fault Ticket Recommendation	NLP task	Text Classification	151	F1
Intelligent Ticket Handling	OSEQA	Operations Scheduling Knowledge Q&A	Knowledge Q&A	Knowledge Q&A	87	RougeL
	MIR-24	Maintenance Intent Recognition	NLP task	Text Classification	1653	Accuracy
	MIR-45	Maintenance Intent Recognition	NLP task	Text Classification	1637	Accuracy
	MIR-83	Maintenance Intent Recognition	NLP task	Text Classification	2000	Accuracy
Intelligent Ticket Closure	NFT-CRAG	Network Fault Closure Report Auto-Generation	Report Generation	Text Generation	100	RougeL
	HDRT-CRAG	Hidden Danger Rectification Closure Report Auto-Generation	Report Generation	Text Generation	100	RougeL
	COT-CRAG	Change Operation Closure Report Auto-Generation	Report Generation	Text Generation	100	RougeL
	MPWSG	Maintenance Personnel Work Summary Generation	Report Generation	Text Generation	100	RougeL
Intelligent Ticket Evaluation	MIT-RA	Maintenance Issue Ticket Report Analysis	Report Analysis	Text Generation	1500	Judger model
	ITST-RA	IT Support Ticket Report Analysis	Report Analysis	Text Generation	1661	Judger model
	TSGTV-RA	Technical Support Group Ticket Volume Report Analysis	Report Analysis	Text Generation	549	Judger model
	HDRT-RA	Hidden Danger Rectification Ticket Report Analysis	Report Analysis	Text Generation	43	Judger model
	COT-RA	Change Operation Ticket Report Analysis	Report Analysis	Text Generation	247	Judger model

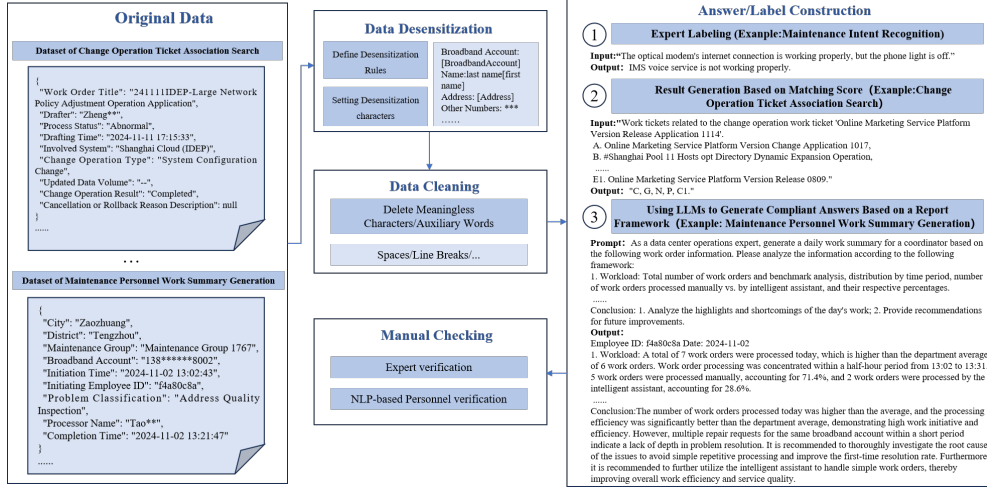


Fig. 2 Overview of the framework in telecommunications operations scheduling domain

4 Experiments

In this study, we systematically evaluated several state-of-the-art open-source and closed-source LLMs using the TeleEval-OS benchmark. Our primary objective was to investigate these models' comprehensive capabilities across the intelligent ticket creation, intelligent handling, intelligent ticket closure and intelligent evaluation scenarios, with a particular focus on their performance in basic NLP, knowledge Q&A, report generation, and report analysis tasks.

4.1 Evaluation settings

4.1.1 Datasets and metrics

The datasets utilized in this study are detailed in Table 1, with each scenario containing multiple subtask datasets and their corresponding evaluation metrics. In the intelligent ticket creation scenario, we employ the F1 score to evaluate the performance of NLP tasks. The F1 score is a widely used metric for classification tasks, providing a balanced measure of model performance by computing the harmonic mean of precision and recall. For the intelligent ticket handling scenario, we use accuracy to assess the NLP task performance of LLMs. Accuracy measures the proportion of correctly predicted samples out of the total number of samples, offering an intuitive representation of classification performance. For both the knowledge Q&A and report generation tasks, the Rouge-L metric is selected for evaluation. Rouge-L is a text similarity measure based on the longest common subsequence (LCS), which assesses the quality of generated content by computing the longest matching sequence between the predicted and reference texts. For the report analysis tasks, We utilize ChatGPT-4o as the judge model to perform a comprehensive assessment of the generated reports.

The evaluation criteria include content completeness, data interpretation accuracy, analytical quality, formatting compliance, and clarity of expression.

4.1.2 Experimental setup

In this study, we employ both zero-shot and few-shot evaluation methods. Specifically, for the few-shot experiments on the intent recognition datasets (MIR-24, MIR-45, and MIR-83), we randomly select 20 samples from the validation set as contextual examples; for all other data sets, we randomly select 2 samples from the validation set to serve as contextual examples.

4.1.3 Models

This study evaluates a range of representative open-source and closed-source LLMs from both domestic and international sources, covering various model scales and architectures. The evaluation specifically focuses on their performance in Chinese language tasks. The closed-source LLMs include ChatGPT-4o¹ by OpenAI, Claude-3.5-Sonnet² by Anthropic, Gemini-1.5-Pro³ by Google, and GLM-4-Plus⁴ by Zhipu AI, all of which represent the state-of-the-art in the field of LLMs. The open-source LLMs include internationally popular models such as Llama-3.2-3B-Instruct⁵ and Gemma-2-9B-Instruct⁶, as well as a series of domestic open-source LLMs, including Qwen-2.5-7B-Instruct⁷, TeleChat-2-35B⁸, Yi-1.5-9B-Chat⁹, and MiniCPM-3-4B¹⁰.

Table 2 presents details regarding the organizations behind these models, their sizes, and their respective access methods.

4.2 Main results

Table 3 presents the performance of 14 representative LLMs across various tasks in the telecommunications operation scheduling domain. First, the overall performance indicates that closed-source models generally exhibit superior results. Remarkably, GLM-4-Plus stands out with the highest average performance among these closed-source LLMs, closely followed by ChatGPT-4o and Claude-3.5-Sonnet. On the other hand, within the open-source category, DeepSeek-V3 achieves the best average performance, even surpassing all closed-source models, highlighting the potential and competitiveness of open-source LLMs in vertical domain applications.

Furthermore, regarding model parameter scale, there is a general correlation between model performance and parameter size, although performance varies considerably across different tasks. Large-scale LLMs, such as Qwen-2.5-72B-Instruct, exhibit consistently strong performance across all tasks, with an average score exceeding 59.

¹<https://openai.com/index/hello-gpt-4o/>

²<https://www.anthropic.com/news/claude-3-5-sonnet>

³<https://deepmind.google/technologies/gemini/>

⁴<https://open.bigmodel.cn/>

⁵<https://modelscope.cn/models/LLM-Research/Llama-3.2-3B-Instruct>

⁶<https://modelscope.cn/models/LLM-Research/Gemma-2-9B-Instruct>

⁷<https://modelscope.cn/models/Qwen/Qwen-2.5-7B-Instructt>

⁸<https://modelscope.cn/models/TeleAI/TeleChat2-35B>

⁹<https://modelscope.cn/models/01ai/Yi-1.5-9B-Chat>

¹⁰<https://modelscope.cn/models/OpenBMB/MiniCPM-3-4B>

Table 2 The LLMs evaluated in our work.

Model	Developer	Size	Access
ChatGPT-4o	OpenAI	undisclosed	API
Claude-3.5-Sonnet	Anthropic	undisclosed	API
GLM-4-Plus	Zhipu AI	undisclosed	API
Gemini-1.5-Pro	Google	undisclosed	API
DeepSeek-V3	DeepSeek	671B	API
Qwen-2.5-7B-Instruct	Alibaba	7B	Weights
Qwen-2.5-14B-Instruct	Alibaba	14B	Weights
Qwen-2.5-72B-Instruct	Alibaba	72B	API
TeleChat-2-35B	TeleAI	35B	Weights
Llama-3.2-3B-Instruct	Meta	3B	Weights
Yi-1.5-9B-Chat	Alibaba	9B	Weights
GLM-4-9B-Chat	Zhipu AI	9B	Weights
Gemma-2-9B-Instruct	Google	9B	Weights
MiniCPM-3-4B	MiniCPM	4B	Weights

Table 3 Performance of LLMs on TeleEval-OS benchmark under zero-shot and few-shot settings. Bold and underline represent the best and the second best respectively. The AVG column is the average score of each model across all tasks.

Model	NLP Task		Knowledge Q&A		Report Generation		Report Analysis	AVG
	0-shot	5-shot	0-shot	5-shot	0-shot	5-shot		
Open-source LLMs								
GLM-4-Plus	50.43	54.81	61.58	68.03	48.13	58.26	86.20	60.49
ChatGPT-4o	<u>51.03</u>	53.48	<u>62.47</u>	68.92	45.64	<u>55.93</u>	89.52	<u>60.31</u>
Claude-3.5-Sonnet	50.10	54.03	63.62	<u>68.28</u>	<u>46.77</u>	53.27	<u>89.24</u>	59.95
Gemini-1.5-Pro	51.79	<u>54.14</u>	55.10	64.79	44.97	55.35	88.36	59.70
Closed-source LLMs								
DeepSeek-V3	51.45	55.42	64.00	<u>67.67</u>	49.08	60.27	88.48	61.83
Qwen-2.5-72B-Instruct	<u>49.97</u>	<u>51.89</u>	<u>63.93</u>	68.21	<u>45.07</u>	55.23	<u>87.64</u>	<u>59.23</u>
Qwen-2.5-14B-Instruct	47.44	51.30	59.76	67.18	42.96	51.63	84.00	56.76
GLM-4-9B-Chat	44.70	47.64	60.16	64.48	43.53	<u>56.02</u>	78.44	55.07
Gemma-2-9B-Instruct	44.93	47.94	50.69	55.96	43.58	54.51	81.36	54.81
TeleChat-2-35B	40.68	42.40	60.83	65.96	44.41	54.58	85.40	54.60
Qwen-2.5-7B-Instruct	43.23	45.83	58.11	64.20	42.28	53.64	82.16	54.48
MiniCPM-3-4B	35.78	41.56	51.57	62.32	43.76	53.61	76.68	50.94
Yi-1.5-9B-Chat	35.39	38.99	58.69	63.23	40.53	54.67	79.68	50.92
Llama-3.2-3B-Instruct	23.02	36.22	41.02	51.40	39.14	53.66	60.74	42.54

Note: All scores except report analysis have been standardized as percentages.

While medium-scale LLMs show a slight decline in overall performance, they remain competitive in specific tasks, such as knowledge Q&A. Small-scale LLMs, including MiniCPM-3-4B and Llama-3.2-3B-Instruct, perform relatively weakly in basic NLP tasks. However, their performance gap narrows in more complex tasks such as report generation, suggesting that the relationship between model size and performance is not strictly linear. It is worth noting that some optimized small-scale LLMs, such as

MiniCPM-3-4B, achieve performance comparable to or even surpassing that of certain medium-scale models in specific tasks.

Lastly, the results of the few-shot experiments indicate that all models exhibit significant performance improvements across various telecommunications operation scheduling tasks, but the degree of improvement is closely related to task complexity and model size. From the perspective of task difficulty, in basic NLP tasks, where models already possess strong language understanding capabilities, the few-shot improvement is relatively limited. As task complexity increases, the performance gains achieved through few-shot learning become more pronounced. This demonstrates that examples provide more structured information for challenging tasks, leading to greater performance benefits. From the perspective of model size, large-scale LLMs (such as GLM-4-plus) demonstrate relatively stable performance gains under few-shot settings due to their strong foundational capabilities. In contrast, smaller-scale models exhibit more substantial performance improvements in few-shot settings, particularly in complex tasks. This highlights the capability of few-shot learning to effectively compensate for the shortcomings of small-scale LLMs in zero-shot scenarios.

4.3 Results on NLP tasks

The basic NLP tasks primarily involve simple classification tasks, including two types of homogeneous ticket recommendation tasks and intent recognition tasks. Under the zero-shot setting, the performance of LLMs on basic NLP task datasets is shown in Table 4. Overall, both the closed-source LLM Gemini-1.5-Pro and the open-source LLM DeepSeek-V3 achieve the highest average performances, both achieving average scores above 51. From the perspective of datasets, the scores for the homogeneous ticket recommendation datasets COTAS and HNFTR are generally low. For example, ChatGPT-4o scores only 20.77 in COTAS and 31.56 in HNFTR. These two datasets belong to the homogeneous ticket recommendation tasks, which use a multiple-choice format with a large number of options (an average of 109 options for COTAS and 96 options for HNFTR), leading to a significant drop in accuracy. Moreover, in the intent recognition task, the number of categories has a significant impact on model performance. For example, Gemini-1.5-Pro scores 76.13 on MIR-24, while its performance drops to 61.40 on MIR-83. This phenomenon indicates that as the number of categories increases, the task of discriminating among them becomes more complex for LLMs, which are consequently more prone to confusion and a decline in accuracy. However, smaller-scale models such as MiniCPM-3-4B and Yi-1.5-9B-Chat consistently score significantly lower than larger models across all tasks, and their weaknesses in performance are particularly evident in tasks with many options or categories. This reflects a significant limitation in the ability of small-scale LLMs to handle complex reasoning and large-scale category selection challenges.

Under the few-shot setting, the performance of LLMs across different datasets for basic NLP tasks is presented in Table 5. It can be observed that the overall performance trends of the LLMs under few-shot conditions are largely consistent with those observed in the zero-shot setting, though some differences exist. Overall, the few-shot setting significantly enhances the performance of LLMs on these tasks, as exemplified by Llama-3.2-3B-Instruct, whose average score increased from 23.02 in the

Table 4 LLMs performance in operations scheduling NLP tasks at zero-shot settings. Bold and underline represent the best and the second best respectively.

Model	COTAS	HNFTTR	MIR-24	MIR-45	MIR-83	AVG
<i>Open-source LLMs</i>						
Gemini-1.5-Pro	<u>23.35</u>	<u>31.43</u>	<u>76.13</u>	66.66	61.40	51.79
ChatGPT-4o	20.77	31.56	76.38	<u>66.35</u>	60.10	<u>51.03</u>
GLM-4-Plus	21.71	31.21	73.51	<u>65.52</u>	60.20	50.43
Claude-3.5-Sonnet	24.09	29.49	75.51	62.49	58.90	50.10
<i>Closed-source LLMs</i>						
DeepSeek-V3	23.68	31.26	76.32	65.40	60.57	51.45
Qwen-2.5-72B-Instruct	<u>20.07</u>	<u>30.80</u>	77.38	<u>64.32</u>	57.28	<u>49.97</u>
Qwen-2.5-14B-Instruct	16.91	24.12	74.89	63.88	<u>57.38</u>	47.44
Gemma-2-9B-Instruct	16.02	23.87	71.45	61.66	<u>51.64</u>	44.93
GLM-4-9B-Chat	16.83	28.87	72.01	56.10	49.71	44.70
Qwen-2.5-7B-Instruct	13.64	21.76	70.76	58.31	51.69	43.23
TeleChat-2-35B	13.78	14.62	67.83	57.36	49.81	40.68
MiniCPM-3-4B	13.32	20.17	63.77	44.52	37.12	35.78
Yi-1.5-9B-Chat	10.95	12.72	59.33	50.03	43.91	35.39
Llama-3.2-3B-Instruct	9.40	15.15	37.41	27.39	25.74	23.02

zero-shot setting to 36.22 in the few-shot setting. As illustrated in Figure 3, the intent recognition task shows particularly significant improvements with the incorporation of few-shot examples, with DeepSeek-V3 achieving an improvement on MIR-24 from 76.32 to 84.75. Conversely, in the ticket recommendation tasks, the improvements from few-shot examples are relatively modest. For instance, DeepSeek-V3 achieves only a slight improvement on COTAS, rising from 23.68 to 25.34. Notably, the performance of some smaller-scale LLMs declined under the few-shot setting. This degradation may be attributed to the increased context length resulting from the inclusion of additional examples, which can negatively impact the models’ comprehension abilities. In summary, while few-shot learning significantly improves the intent recognition task, the increase in the number of options and categories remains an important factor influencing overall model performance.

4.4 Results on report generation tasks

The report generation tasks focus on automatically summarizing and analyzing the key information from work tickets. These tasks include generating three types of ticket closure reports as well as work summaries for maintenance personnel. Under the zero-shot setting, Table 6 shows the performance of various LLMs on different report generation datasets. The open-source LLM DeepSeek-V3 achieved the highest average score of 49.08, outperforming all closed-source models, including the closed-source GLM-4-Plus, which followed closely with 48.13. This indicates that some open-source LLMs are competitive with or even slightly superior to closed-source models in report generation. From a dataset perspective, LLMs performed better on the MPWSG dataset, indicating that LLMs are more effective with this type of data. In contrast, all models scored relatively low on the COT-CRAG dataset, highlighting the challenges of this dataset.

Table 5 LLMs performance in operations scheduling NLP tasks at few-shot settings. Bold and underline represent the best and the second best respectively.

Model	COTAS	HNFTTR	MIR-24	MIR-45	MIR-83	AVG
<i>Open-source LLMs</i>						
GLM-4-Plus	24.32	34.93	83.07	67.29	64.43	54.81
Gemini-1.5-Pro	23.59	28.05	85.00	68.56	65.48	<u>54.14</u>
Claude-3.5-Sonnet	<u>24.19</u>	28.20	84.25	69.00	<u>64.49</u>	54.03
ChatGPT-4o	20.88	<u>30.05</u>	<u>84.44</u>	<u>68.75</u>	63.28	53.48
<i>Closed-source LLMs</i>						
DeepSeek-V3	25.34	32.38	<u>84.75</u>	68.62	66.00	55.42
Qwen-2.5-72B-Instruct	<u>19.94</u>	<u>29.18</u>	85.82	64.38	60.15	<u>51.89</u>
Qwen-2.5-14B-Instruct	19.00	27.20	83.19	<u>66.60</u>	<u>60.52</u>	51.30
Gemma-2-9B-Instruct	17.47	18.40	80.88	<u>64.70</u>	<u>58.27</u>	47.94
GLM-4-9B-Chat	18.10	28.30	82.63	57.49	51.69	47.64
Qwen-2.5-7B-Instruct	15.09	24.08	78.88	58.69	52.42	45.83
TeleChat-2-35B	13.32	7.32	77.45	61.79	52.11	42.40
MiniCPM-3-4B	13.01	13.77	75.95	56.67	48.40	41.56
Yi-1.5-9B-Chat	9.62	7.75	74.20	56.35	47.04	38.99
Llama-3.2-3B-Instruct	7.53	11.25	71.01	50.85	40.46	36.22

Notably, the open-source mid-scale model Telechat2-35B achieved performance comparable to closed-source models on datasets like HDRT-CRAG and COT-CRAG, highlighting the potential of mid-scale open-source LLMs for report generation tasks.

Table 6 LLMs performance in operations scheduling report generation tasks at zero-shot settings. Bold and underline represent the best and the second best respectively.

Model	NFT-CRAG	HDRT-CRAG	COT-CRAG	MPWSG	AVG
<i>Open-source LLMs</i>					
GLM-4-Plus	51.33	<u>48.18</u>	42.54	50.45	48.13
Claude-3.5-Sonnet	<u>48.94</u>	45.23	43.16	<u>49.74</u>	<u>46.77</u>
ChatGPT-4o	<u>46.62</u>	44.97	<u>42.77</u>	48.19	45.64
Gemini-1.5-Pro	44.54	43.76	42.31	49.25	44.97
<i>Closed-source LLMs</i>					
DeepSeek-V3	47.70	46.94	47.21	54.48	49.08
Qwen-2.5-72B-Instruct	<u>45.90</u>	42.70	<u>43.06</u>	<u>48.62</u>	<u>45.07</u>
TeleChat-2-35B	45.06	<u>44.67</u>	42.81	45.08	44.41
MiniCPM-3-4B	45.81	42.78	41.14	45.31	43.76
Gemma-2-9B-Instruct	45.43	43.16	38.04	47.69	43.58
GLM-4-9B-Chat	41.78	43.26	42.08	47.01	43.53
Qwen-2.5-14B-Instruct	43.39	41.11	41.69	45.64	42.96
Qwen-2.5-7B-Instruct	39.62	42.04	42.20	45.26	42.28
Yi-1.5-9B-Chat	42.33	40.23	42.04	37.52	40.53
Llama-3.2-3B-Instruct	42.27	37.92	36.96	39.41	39.14

Under the few-shot setting, Table 7 shows the performance of various LLMs on the report generation tasks across different datasets, while Figure 4 depicts the zero-shot

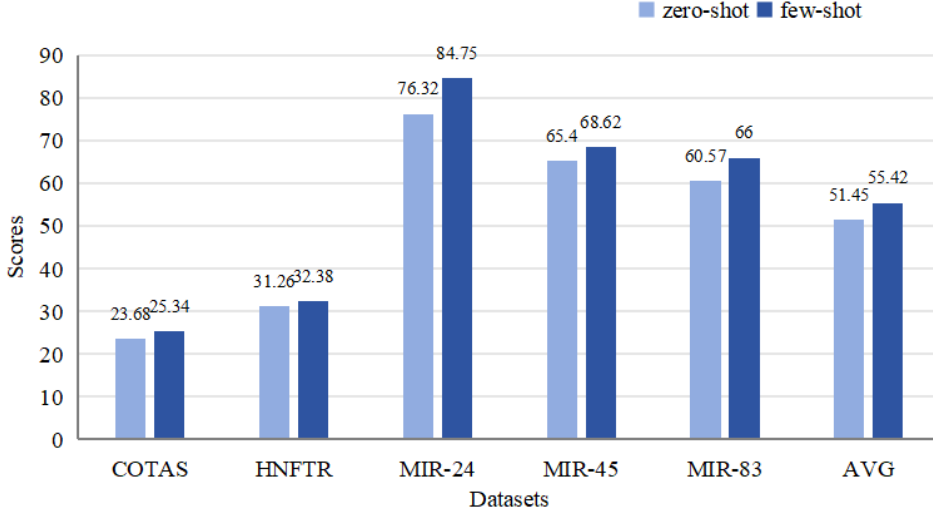


Fig. 3 The zero-shot and few-shot performance of DeepSeek-V3 on different datasets in NLP tasks.

and few-shot average scores for each LLM. The results reveal that the few-shot setting significantly enhances the performance of LLMs on report generation tasks. Notably, DeepSeek-V3 achieves the highest improvement, with its average score increasing from 49.08 to 60.27, outperforming all other LLMs. This suggests that providing examples helps identify key points in report results and content expression, thereby improving text generation quality. Additionally, smaller-scale models, such as GLM-4-9B-Chat and Yi-1.5-9B-Chat, show significant rank improvements under the few-shot setting, indicating that few-shot learning is particularly beneficial to these models. However, it is interesting to note that Qwen-2.5-14B-Instruct achieves a lower average score in the few-shot setting compared to Qwen-2.5-7B-Instruct. This counterintuitive result suggests that model performance is not determined solely by scale. Factors such as optimization strategies and task adaptability also play a critical role.

4.5 Knowledge Q&A task results

The knowledge Q&A task is designed to enable LLMs to answer user questions by referencing relevant documents. Its performance has been evaluated under both zero-shot and few-shot settings, as shown in Figure 5. The experimental results show that Qwen-2.5-72B-Instruct achieves the best performance in this task with an average RougeL score of 66.07. This result even exceeds those of all closed-source LLMs and demonstrates exceptional question answering capabilities. In addition, under the few-shot setting, all models show significant performance improvements with average increases ranging from 5 to 10 points. These findings indicate that providing examples significantly improves the accuracy of answers generated by models.

Table 7 LLMs performance in operations scheduling report generation tasks at few-shot settings. Bold and underline represent the best and the second best respectively.

Model	NFT-CRAG	HDRT-CRAG	COT-CRAG	MPWSG	AVG
<i>Open-source LLMs</i>					
GLM-4-Plus	62.64	53.68	53.57	63.14	58.26
ChatGPT-4o	<u>60.00</u>	50.60	<u>50.59</u>	<u>62.54</u>	<u>55.93</u>
Gemini-1.5-Pro	59.89	<u>51.72</u>	49.66	60.13	55.35
Claude-3.5-Sonnet	56.43	50.61	46.75	59.29	53.27
<i>Closed-source LLMs</i>					
DeepSeek-V3	64.44	55.94	54.85	65.83	60.27
GLM-4-9B-Chat	59.21	<u>52.49</u>	<u>51.90</u>	60.46	<u>56.02</u>
Qwen-2.5-72B-Instruct	59.42	49.15	50.50	<u>61.85</u>	55.23
Yi-1.5-9B-Chat	60.18	49.83	50.29	<u>58.39</u>	54.67
TeleChat-2-35B	<u>61.26</u>	48.85	49.76	58.43	54.58
Gemma-2-9B-Instruct	55.18	51.26	51.02	60.56	54.51
Llama-3.2-3B-Instruct	59.10	49.70	48.61	57.22	53.66
Qwen-2.5-7B-Instruct	57.96	48.92	49.77	57.89	53.64
MiniCPM-3-4B	56.42	50.32	49.55	58.13	53.61
Qwen-2.5-14B-Instruct	55.25	47.54	46.41	57.31	51.63

4.6 Report analysis task results

The report analysis task is designed to generate structured reports from ticket statistical data. This task involves analyzing reports for five types of tickets. In our experiments, we adopt the state-of-the-art LLM model GPT-4o as the evaluation benchmark. Reports generated by various LLMs are evaluated comprehensively based on report content completeness, data interpretation accuracy, analysis quality, format compliance, and expression. Table 8 shows the performance of different LLMs on various report analysis datasets, with each score being the average of five evaluations. Overall, all LLMs exhibit strong performance in this task. Their performance demonstrates significant strengths in interpreting data distribution trends and conducting text analysis.

Among the evaluated models, ChatGPT-4o stands out with an average score of 89.52, particularly achieving high scores of 92.40 and 91.00 on the TSGTV-RA and COT-RA datasets, respectively. These results highlight its exceptional performance and stability across multiple evaluation dimensions. Gemini-1.5-Pro and DeepSeek-V3 rank closely behind with average scores of 88.36 and 88.48. It is worth noting that there are variations in performance across datasets. For example, Qwen-2.5-72B-Instruct achieved a peak score of 93.40 on the ITST-RA dataset, while its performance on other datasets was relatively average. In addition, there is a strong correlation between model size and performance. Larger-scale LLMs with over 70 billion parameters generally outperform middle-sized and small-scale models. This difference may be due to the enhanced reasoning capabilities of larger models, which enable them to better understand report structures, perform data calculations, and accurately identify key trends.

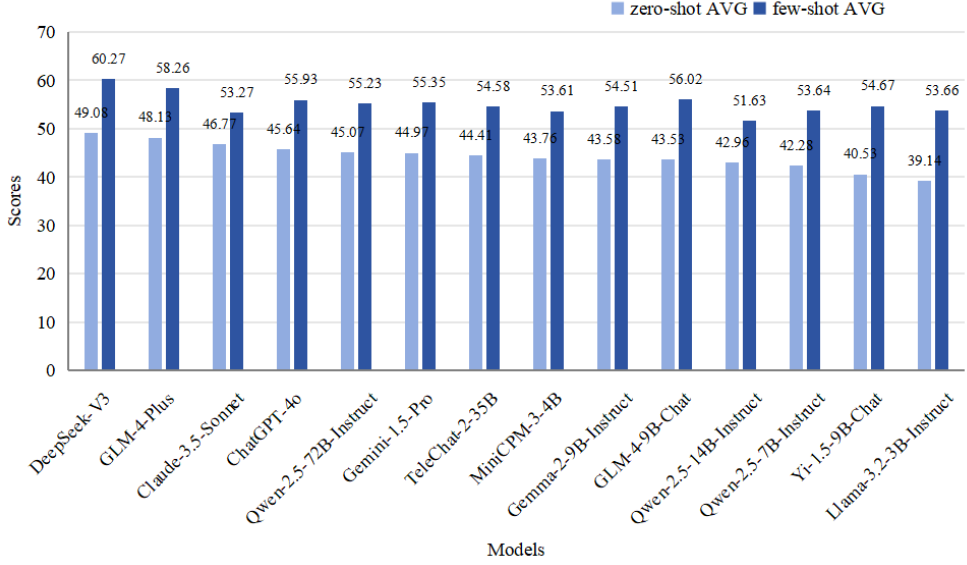


Fig. 4 The average zero-shot and few-shot performance of various LLMs on report generation tasks.

4.7 Additional analysis

Since the F1 scores for LLMs on the COTAS and HNFTR datasets are generally low, we introduce two additional metrics, specifically subset rate and intersection rate, to further evaluate model performance. The subset rate measures the probability that the predicted answer is completely contained within the correct answer, thereby reflecting prediction precision. In contrast, the intersection rate measures the likelihood of any overlap between the correct answer and the predicted answer and indicates coverage capability. As shown in Table 9, the redundancy of answer options within the homogeneous ticket recommendation task has a significant impact on the performance of the LLMs. In both the COTAS and HNFTR datasets, the intersection rate for all LLMs is significantly higher than the corresponding F1 scores, reaching as high as 92.6% for COTAS and 95.36% for HNFTR. This discrepancy suggests that while the LLMs generally capture the correct answers, they are also prone to overgeneralization. Conversely, the subset rates are relatively low, with a maximum of 15.4% for COTAS and 45.69% for HNFTR, indicating a challenge for the models in precisely identifying the minimal set of correct answers. For instance, GLM-4-9B-Chat achieves an intersection rate of 92.6% on the COTAS dataset, while its F1 score is only 16.83%. This further demonstrates that although the model successfully identifies many correct selections, it also makes a significant number of incorrect predictions. In summary, the results show that within the homogeneous ticket recommendation task, the models often capture the correct answers; however, they also output a significant number of incorrect responses, which implies that improving the precision of identifying target answers remains a priority.

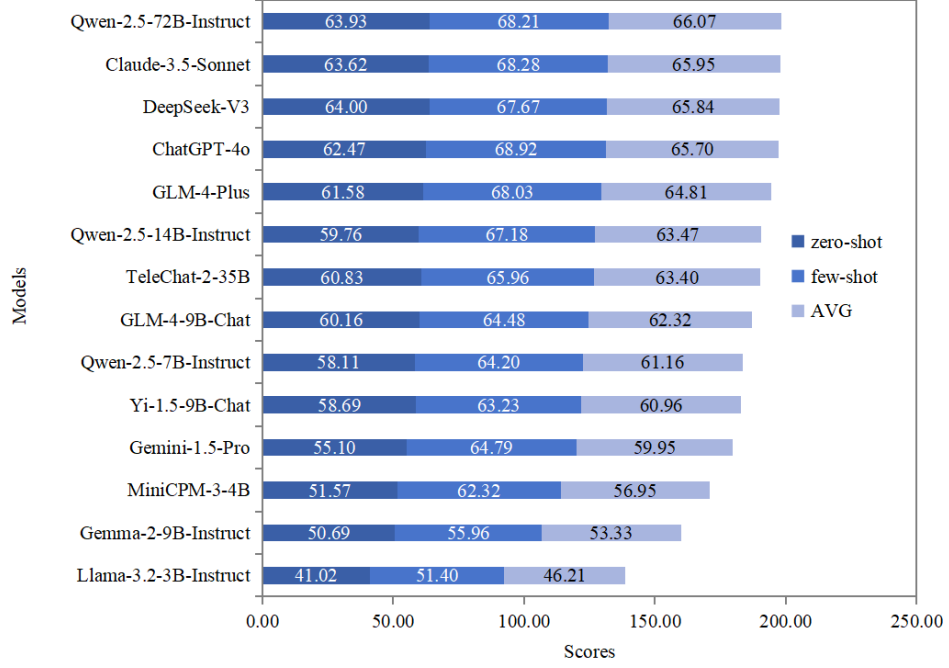


Fig. 5 LLMs performance in operations scheduling knowledge Q&A tasks. Bold and underline represent the best and the second best respectively.

4.8 Discussion

This study reveals the potential applications and limitations of LLMs in the field of operational scheduling. Experimental data demonstrate that DeepSeek-V3 achieves the optimal domain adaptability with a comprehensive score of 61.83. However, the performance of various LLMs shows complementary characteristics across different scenarios. Thus, selecting the optimal model based on task-specific characteristics is advised in practical applications. For intelligent ticket creation and intelligent ticket closure scenarios, DeepSeek-V3 is recommended due to its exceptional performance in text matching and generation. In intelligent handling scenarios, Claude-3.5-Sonnet is preferred for intent recognition tasks because of its strong capabilities in semantic understanding. For knowledge Q&A tasks, Qwen-2.5-72B-Instruct is recommended due to its excellent performance in information extraction and knowledge integration. In intelligent evaluation scenarios, ChatGPT-4o demonstrates high suitability for data analysis and report generation, making it the LLM of choice.

From the perspective of task maturity, the report analysis task demonstrates a higher level of maturity due to the provision of comprehensive data tables, with the highest score reaching 89.52. Intent recognition and knowledge Q&A tasks also perform relatively stably, with highest scores of 70.54 and 66.07, respectively. In contrast, report generation tasks, where LLMs first summarize data and then generate textual

Table 8 LLMs performance in operations scheduling report analysis tasks. Bold and underline represent the best and the second best respectively.

Model	MIT-RA	ITST-RA	TSGTV-RA	HDRT-RA	COT-RA	AVG
<i>Open-source LLMs</i>						
ChatGPT-4o	<u>87.00</u>	88.60	92.40	88.60	91.00	89.52
Claude-3.5-Sonnet	89.40	<u>89.40</u>	86.00	88.60	<u>92.80</u>	<u>89.24</u>
Gemini-1.5-Pro	83.60	91.40	87.20	<u>85.60</u>	94.00	88.36
GLM-4-Plus	84.40	88.80	<u>88.00</u>	80.20	89.60	86.20
<i>Closed-source LLMs</i>						
DeepSeek-V3	<u>86.60</u>	<u>90.40</u>	88.60	<u>86.00</u>	90.80	88.48
Qwen-2.5-72B-Instruct	86.80	93.40	85.00	86.40	86.60	<u>87.64</u>
TeleChat-2-35B	82.40	82.80	88.60	82.80	<u>90.40</u>	85.40
Qwen-2.5-14B-Instruct	78.80	83.00	<u>86.00</u>	83.60	<u>88.60</u>	84.00
Qwen-2.5-7B-Instruct	82.00	82.20	82.60	81.40	82.60	82.16
Gemma-2-9B-Instruct	81.40	77.80	81.40	80.00	86.20	81.36
Yi-1.5-9B-Chat	78.20	82.60	79.40	78.60	79.60	79.68
GLM-4-9B-Chat	79.20	80.60	80.80	78.80	72.80	78.44
MiniCPM-3-4B	82.20	77.40	74.60	68.40	80.80	76.68
Llama-3.2-3B-Instruct	49.60	61.30	54.00	67.60	71.20	60.74

reports, exhibit weaker performance, with a maximum score of only 54.67. This suggests that incorporating professional statistical tools to assist LLMs in data processing may improve outcomes in the future. For homogeneous ticket recommendation tasks, the redundancy of options leads to a maximum score of only 28.17, indicating the need for ongoing optimization and fine-tuning to enhance accuracy and stability in practical applications.

In summary, when deploying operational scheduling systems, multi-LLM collaboration or scenario-specific customization can be adopted based on actual business needs. Selecting the most suitable model and continuously optimizing and fine-tuning based on the maturity of different tasks can further improve overall scheduling efficiency and decision-making quality.

5 Conclusion

This study introduces the first specialized evaluation benchmark in the field of telecommunications operational scheduling, named TeleEval-OS. The benchmark systematically assesses the comprehensive capabilities of LLMs across the entire telecommunication operational scheduling process through a four-phase evaluation framework: intelligent ticket creation, intelligent handling, intelligent ticket closure, and intelligent evaluation. TeleEval-OS provides a scientific foundation for model selection in practical scenarios. The evaluation results demonstrate that open-source models can achieve performance levels comparable to commercial closed-source models, with DeepSeek-V3 exhibiting the best overall performance across all tasks within TeleEval-OS. In future work, we aim to expand the TeleEval-OS benchmark to include a broader range of telecommunication operational scheduling scenarios. Additionally, we will

Table 9 Evaluation of F1-score, subset matching, and intersection matching metrics for LLMs on cotas and hnfr datasets at zero-shot settings. Bold and underline represent the best and the second best respectively.

Model	COTAS			HNFTR			AVG
	F1	Subset	Intersection	F1	Subset	Intersection	
Open-source LLMs							
GLM-4-Plus	21.71	13.20	67.40	31.21	35.09	88.74	42.89
Claude-3.5-Sonnet	24.09	<u>13.80</u>	<u>57.60</u>	29.49	43.04	<u>85.43</u>	<u>42.24</u>
Gemini-1.5-Pro	<u>23.35</u>	11.80	57.00	<u>31.43</u>	45.69	83.44	42.12
ChatGPT-4o	20.77	15.40	49.00	31.56	<u>43.70</u>	<u>85.43</u>	40.98
Closed-source LLMs							
DeepSeek-V3	23.68	11.00	64.60	31.26	41.05	82.10	42.28
GLM-4-9B-Chat	16.83	2.00	92.60	28.87	6.62	95.36	<u>40.38</u>
Qwen-2.5-72B-Instruct	<u>20.07</u>	6.40	70.00	<u>30.80</u>	<u>19.20</u>	<u>92.71</u>	39.86
Qwen-2.5-14B-Instruct	16.91	2.20	<u>79.80</u>	24.12	3.97	<u>92.71</u>	36.62
MiniCPM-3-4B	13.32	<u>11.40</u>	70.60	20.17	13.24	78.80	34.59
Gemma-2-9B-Instruct	16.02	4.80	66.80	23.87	17.21	72.84	33.59
Qwen-2.5-7B-Instruct	13.64	5.20	61.80	21.76	0.66	84.10	31.19
TeleChat-2-35B	13.78	5.20	61.80	14.62	5.96	82.78	30.39
Llama-3.2-3B-Instruct	9.40	14.60	35.20	15.15	3.97	78.80	26.19
Yi-1.5-9B-Chat	10.95	<u>11.40</u>	32.60	12.72	9.27	49.00	20.99

explore techniques such as model fine-tuning and multimodal integration to further enhance the performance and generalization capabilities of LLMs in this domain.

Author Contributions. Development of the evaluation framework: Yanyan Wang and Fei Li; data collection and organization: Yin Xu, Long Zhao and Kuang Xu; large model evaluation: Junli Liang, Yunlong Liu, Yiming Xu, Zhengwang Jiang and Zhehe Li; paper writing: Yingying Wang; paper review: Qi Song and Xiangyang Li. All authors provided comments on previous versions of the manuscript. All authors have read and approved the final manuscript.

Funding. The research is funded by the Anhui Postdoctoral Scientific Research Program Foundation (No. 2024A768). The research is partially supported by the National Key R&D Program of China under Grant No. 2021ZD0110400, the Innovation Program for Quantum Science and Technology (No. 2021ZD0302900), the China National Natural Science Foundation (Grant No. 62132018), the "Pioneer" and "Leading Goose" R&D Program of Zhejiang (No. 2023C01029), and the "Leading Goose" R&D Program of Zhejiang (No. 2023C01143).

Data availability. Restrictions apply to the availability of these data, which were used under license for the current study, and so are not publicly available.

Declarations

Competing Interests. The authors declare that they have no conflict of interest.

Ethical and informed consent for data used. Not applicable.

References

- [1] Achiam, J., Adler, S., Agarwal, S., Ahmad, L., Akkaya, I., Aleman, F.L., Almeida, D., Altenschmidt, J., Altman, S., Anadkat, S., et al.: Gpt-4 technical report. arXiv preprint arXiv:2303.08774 (2023)
- [2] Liu, A., Feng, B., Xue, B., Wang, B., Wu, B., Lu, C., Zhao, C., Deng, C., Zhang, C., Ruan, C., et al.: Deepseek-v3 technical report. arXiv preprint arXiv:2412.19437 (2024)
- [3] Yang, A., Yang, B., Zhang, B., Hui, B., Zheng, B., Yu, B., Li, C., Liu, D., Huang, F., Wei, H., et al.: Qwen2. 5 technical report. arXiv preprint arXiv:2412.15115 (2024)
- [4] Touvron, H., Lavril, T., Izacard, G., Martinet, X., Lachaux, M.-A., Lacroix, T., Rozière, B., Goyal, N., Hambro, E., Azhar, F., et al.: Open and efficient foundation language models. Preprint at arXiv. <https://doi.org/10.48550/arXiv.2302.05404> (2023)
- [5] Santorinaios, D., Kourtis, M.A., Santorinaiou, A., Oikonomakis, G.: Medguard: Securing medical iot with compiler polymorphism. In: 2024 IEEE International Workshop on Information Forensics and Security (WIFS), pp. 1–3 (2024). IEEE
- [6] Ye, J., Wang, G., Li, Y., Deng, Z., Li, W., Li, T., Duan, H., Huang, Z., Su, Y., Wang, B., et al.: Gmai-mmbench: A comprehensive multimodal evaluation benchmark towards general medical ai. *Advances in Neural Information Processing Systems* **37**, 94327–94427 (2025)
- [7] Zhu, J., Li, J., Wen, Y., Guo, L.: Benchmarking large language models on cflue—a chinese financial language understanding evaluation dataset. arXiv preprint arXiv:2405.10542 (2024)
- [8] Krumdick, M., Koncel-Kedziorski, R., Lai, V.D., Reddy, V., Lovering, C., Tanner, C.: Bizbench: A quantitative reasoning benchmark for business and finance. In: *Proceedings of the 62nd Annual Meeting of the Association for Computational Linguistics (Volume 1: Long Papers)*, pp. 8309–8332 (2024)
- [9] Chen, Y., Wu, C., Yan, S., Liu, P., Zhou, H., Xiao, Y.: Dr. academy: A benchmark for evaluating questioning capability in education for large language models. arXiv preprint arXiv:2408.10947 (2024)
- [10] Liu, S., Feng, J., Yang, Z., Luo, Y., Wan, Q., Shen, X., Sun, J.: Comet: “cone of experience” enhanced large multimodal model for mathematical problem generation. *Science China Information Sciences* **67**(12), 1–2 (2024)
- [11] Wang, Y., Chen, Z., Feng, Q., Zhu, Z.: Automatic extraction of operator industry specification terms based on multi-combination unsupervised methods. In: 2024

3rd International Conference on Innovations and Development of Information Technologies and Robotics (IDITR), pp. 167–172 (2024). IEEE

- [12] Zhu, K., Zhao, Q., Chen, H., Wang, J., Xie, X.: Promptbench: A unified library for evaluation of large language models. *Journal of Machine Learning Research* **25**(254), 1–22 (2024)
- [13] Mou, Y., Zhang, S., Ye, W.: Sg-bench: Evaluating llm safety generalization across diverse tasks and prompt types. *Advances in Neural Information Processing Systems* **37**, 123032–123054 (2025)
- [14] Li, H., Zhang, Y., Koto, F., Yang, Y., Zhao, H., Gong, Y., Duan, N., Baldwin, T.: Cmmlu: Measuring massive multitask language understanding in chinese. *arXiv preprint arXiv:2306.09212* (2023)
- [15] Kim, Y., Wu, J., Abdulle, Y., Wu, H.: Medexqa: Medical question answering benchmark with multiple explanations. In: *Proceedings of the 23rd Workshop on Biomedical Natural Language Processing*, pp. 167–181 (2024)
- [16] Yue, W., Wang, X., Zhu, W., Guan, M., Zheng, H., Wang, P., Sun, C., Ma, X.: Tembench: A comprehensive benchmark for evaluating large language models in traditional chinese medicine. *CoRR* (2024)
- [17] Xie, Q., Han, W., Chen, Z., Xiang, R., Zhang, X., He, Y., Xiao, M., Li, D., Dai, Y., Feng, D., *et al.*: Finben: A holistic financial benchmark for large language models. *Advances in Neural Information Processing Systems* **37**, 95716–95743 (2025)
- [18] Dai, Y., Feng, D., Huang, J., Jia, H., Xie, Q., Zhang, Y., Han, W., Tian, W., Wang, H.: Laiw: A chinese legal large language models benchmark. In: *Proceedings of the 31st International Conference on Computational Linguistics*, pp. 10738–10766 (2025)
- [19] Bariah, L., Zhao, Q., Zou, H., Tian, Y., Bader, F., Debbah, M.: Large generative ai models for telecom: The next big thing? *IEEE Communications Magazine* **62**(11), 84–90 (2024)
- [20] Maatouk, A., Piovesan, N., Ayed, F., De Domenico, A., Debbah, M.: Large language models for telecom: Forthcoming impact on the industry. *IEEE Communications Magazine* (2024)
- [21] Li, F., Wang, Y., Xu, Y., Wang, S., Liang, J., Chen, Z., Liu, W., Feng, Q., Duan, T., Huang, Y., *et al.*: Performance evaluations of large language models for customer service. *International Journal of Machine Learning and Cybernetics*, 1–21 (2024)
- [22] GLM, T., Zeng, A., Xu, B., Wang, B., Zhang, C., Yin, D., Zhang, D., Rojas, D., Feng, G., Zhao, H., *et al.*: Chatglm: A family of large language models from

- glm-130b to glm-4 all tools. arXiv preprint arXiv:2406.12793 (2024)
- [23] Guo, Z., Jin, R., Liu, C., Huang, Y., Shi, D., Yu, L., Liu, Y., Li, J., Xiong, B., Xiong, D., et al.: Evaluating large language models: A comprehensive survey. arXiv preprint arXiv:2310.19736 (2023)
 - [24] Chang, Y., Wang, X., Wang, J., Wu, Y., Yang, L., Zhu, K., Chen, H., Yi, X., Wang, C., Wang, Y., et al.: A survey on evaluation of large language models. ACM transactions on intelligent systems and technology **15**(3), 1–45 (2024)
 - [25] Wang, A., Singh, A., Michael, J., Hill, F., Levy, O., Bowman, S.R.: Glue: A multi-task benchmark and analysis platform for natural language understanding. arXiv preprint arXiv:1804.07461 (2018)
 - [26] Xu, L., Hu, H., Zhang, X., Li, L., Cao, C., Li, Y., Xu, Y., Sun, K., Yu, D., Yu, C., et al.: Clue: A chinese language understanding evaluation benchmark. In: Proceedings of the 28th International Conference on Computational Linguistics, pp. 4762–4772 (2020)
 - [27] Xu, L., Li, A., Zhu, L., Xue, H., Zhu, C., Zhao, K., He, H., Zhang, X., Kang, Q., Lan, Z.: Superclue: A comprehensive chinese large language model benchmark. arXiv preprint arXiv:2307.15020 (2023)
 - [28] Lian, S., Zhao, K., Liu, X., Lei, X., Yang, B., Zhang, W., Wang, K., Liu, Z.: What is the best model? application-driven evaluation for large language models. In: CCF International Conference on Natural Language Processing and Chinese Computing, pp. 67–79 (2024). Springer
 - [29] Zhong, W., Cui, R., Guo, Y., Liang, Y., Lu, S., Wang, Y., Saied, A., Chen, W., Duan, N.: Agieval: A human-centric benchmark for evaluating foundation models. In: Findings of the Association for Computational Linguistics: NAACL 2024, pp. 2299–2314 (2024)
 - [30] Wang, Y., Ma, X., Zhang, G., Ni, Y., Chandra, A., Guo, S., Ren, W., Arulraj, A., He, X., Jiang, Z., et al.: Mmlu-pro: A more robust and challenging multi-task language understanding benchmark. In: The Thirty-eight Conference on Neural Information Processing Systems Datasets and Benchmarks Track (2024)
 - [31] Huang, Y., Bai, Y., Zhu, Z., Zhang, J., Zhang, J., Su, T., Liu, J., Lv, C., Zhang, Y., Fu, Y., et al.: C-eval: A multi-level multi-discipline chinese evaluation suite for foundation models. Advances in Neural Information Processing Systems **36**, 62991–63010 (2023)
 - [32] Feng, K., Ding, K., Wang, W., Zhuang, X., Wang, Z., Qin, M., Zhao, Y., Yao, J., Zhang, Q., Chen, H.: Sciknoweval: Evaluating multi-level scientific knowledge of large language models. arXiv preprint arXiv:2406.09098 (2024)

- [33] Qiu, P., Wu, C., Zhang, X., Lin, W., Wang, H., Zhang, Y., Wang, Y., Xie, W.: Towards building multilingual language model for medicine. *Nature Communications* **15**(1), 8384 (2024)
- [34] Zhao, Y., Liu, H., Long, Y., Zhang, R., Zhao, C., Cohan, A.: Knowledgefmath: Knowledge-intensive math reasoning in finance domains. In: 62nd Annual Meeting of the Association for Computational Linguistics, ACL 2024, pp. 12841–12858 (2024). Association for Computational Linguistics (ACL)
- [35] Guo, J., Guo, Y., Li, M., Tan, S.: Flame: Financial large-language model assessment and metrics evaluation. *arXiv preprint arXiv:2501.06211* (2025)
- [36] Yue, S., Chen, W., Wang, S., Li, B., Shen, C., Liu, S., Zhou, Y., Xiao, Y., Yun, S., Huang, X., et al.: Disc-lawllm: Fine-tuning large language models for intelligent legal services. *CoRR* (2023)
- [37] Wang, W., Zhang, P., Sun, C., Feng, D.: Smart customer service in unmanned retail store enhanced by large language model. *Scientific Reports* **14**(1), 19838 (2024)
- [38] Yilma, G.M., Ayala-Romero, J.A., Garcia-Saavedra, A., Costa-Perez, X.: Telecomrag: Taming telecom standards with retrieval augmented generation and llms. *ACM SIGCOMM Computer Communication Review* **54**(3), 18–23 (2025)
- [39] He, Z., Wang, Z., Liu, X., Liu, S., Yao, Y., Huang, Y., Li, X., Li, Y., Che, Z., Zhang, Z., et al.: Telechat technical report. *arXiv preprint arXiv:2401.03804* (2024)
- [40] Zhou, H., Hu, C., Yuan, Y., Cui, Y., Jin, Y., Chen, C., Wu, H., Yuan, D., Jiang, L., Wu, D., et al.: Large language model (llm) for telecommunications: A comprehensive survey on principles, key techniques, and opportunities. *IEEE Communications Surveys & Tutorials* (2024)

Appendix A Details of evaluation datasets

This section details the datasets involved in the chinese telecom customer service evaluation benchmark.

COTAS A homogeneous ticket recommendation task for change operation tickets in intelligent ticket creation scenarios. Given the title information of a new ticket, recommend similar historical change operation tickets. The test set size is 500, and results are evaluated using the F1 score.

HNFTTR A homogeneous ticket recommendation task for network fault tickets in intelligent ticket creation scenarios. Analyzes prompt information from new tickets to identify and recommend similar historical network fault tickets. The test set size is 151, and results are evaluated using the F1 score.

OSEQA A knowledge Q&A task for intelligent assistants in intelligent handling scenarios. Generates accurate and relevant answers based on staff queries and reference materials. The test set size is 87, and results are evaluated using Rouge-L.

MIR-24 A text classification task for maintenance personnel intent recognition in intelligent handling scenarios. Classifies input queries into one of 24 predefined categories. The test set size is 1653, and results are evaluated using accuracy.

MIR-45 A text classification task for maintenance personnel intent recognition in Intelligent Handling scenarios. Classifies input queries into one of 45 categories. The test set size is 1637, and results are evaluated using accuracy.

MIR-83 A fine-grained text classification task for maintenance personnel intent recognition with 83 categories. The test set size is 2000, and results are evaluated using accuracy.

NFT-CRAG A ticket closure report generation task for network fault tickets in intelligent ticket closure scenarios. Given each network fault ticket information, analyze the fault phenomenon, handling process, and handling timeliness, and summarize them into a report. The test set size is 100, and results are evaluated using Rouge-L.

HDRT-CRAG A ticket closure report generation task for hidden danger rectification tickets in intelligent ticket closure scenarios. Given each hidden danger rectification ticket information, analyze the overview of hidden dangers, rectification status, and handling timeliness, and summarize them into a report. The test set size is 100, and results are evaluated using Rouge-L.

COT-CRAG A ticket closure report generation task for change operation tickets in intelligent ticket closure scenarios. Given each change operation ticket information, analyze the change information, impact assessment, and handling timeliness, and summarize them into a report. The test set size is 100, and results are evaluated using Rouge-L.

MPWSG A daily work report generation task for maintenance personnel in intelligent ticket closure scenarios. Given the ticket information handled by installation and maintenance personnel in a day, analyze the workload, work type, and work efficiency, and summarize them into a report. The test set size is 100, and results are evaluated using Rouge-L.

MIT-RA A structured operational report analysis task for maintenance issue tickets in intelligent evaluation scenarios. Given the statistical data of installation and maintenance problem tickets in one day, generate a structured operational report. The generated results are evaluated using a judger model.

ITST-RA A structured operational report analysis task for IT support tickets in intelligent evaluation scenarios. Given the statistical data of IT support tickets in a month, generate a structured operational report. The generated results are evaluated using a judger model.

TSGTV-RA A structured operational report analysis task for technical support group ticket volumes in intelligent evaluation scenarios. Given the statistical data of technical support group ticket volumes in a month, generate a structured operational report. The generated results are evaluated using a judger model.

HDRT-RA A structured operational report analysis task for hidden danger rectification tickets in intelligent evaluation scenarios. Given the statistical data of hidden

danger rectification tickets from January to October 2024, generate a structured operational report. The generated results are evaluated using a judge model.

COT-RA A structured operational report analysis task for change operation tickets in intelligent evaluation scenarios. Given the statistical data of change operation tickets in a month, generate a structured operational report. The generated results are evaluated using a judge model.

Appendix B Prompts of evaluation datasets

The prompt templates used for text classification tasks in the intelligent ticket creation scenario are shown in Figure B1. Prompt 1.1 is designed to generate answers when questions and options are provided, and Prompt 1.2 generates answers in a few-shot manner based on examples. This task includes the COTAS and HNFTR datasets, as illustrated in Table 1. The prompt templates for text classification tasks in the intelligent handling scenario are shown in Figure B2. Prompt 2.1 is used to generate answers when questions and classifications are provided, and Prompt 2.2 generates answers in a few-shot manner based on examples. This task involves the MIR-24, MIR-45, and MIR-83 datasets. The zero-shot and few-shot prompts for the knowledge question-answering task in the intelligent handling scenario are presented in Figure B3. The dataset for this task is OSEQA. The zero-shot and few-shot prompts for the text generation task in the intelligent ticket closure scenario are shown in Figure B4. This task includes four datasets: NFT-CRAG, HDRT-CRAG, COT-CRAG, and MPWSG. The zero-shot prompt for the knowledge question-answering task is demonstrated in Prompt 5.1 of Figure B5, which provides a report framework. This task includes five datasets: MIT-RA, ITST-RA, TSGTV-RA, HDRT-RA, and COT-RA.

Prompt 1.1 Zero-shot Text Classification in Intelligent Ticket Creation	
<p>这是一项多选题任务。从给定选项中选择所有正确答案，可以选择0个、1个或多个选项。严格要求：1. 仅返回工单序号，用顿号“、”分隔；2. 不要添加任何解释性文字；3. 答案格式示例：A、B、C1。</p> <p>问题：请找出所有与变更操作工单“20231207集团服务编排子系统配合11省关于新一代IDC业务开通生产切换演练”相关的工单。</p> <p>选项：[“A、20241029集团服务编排风险操作申请”、 “B、20240924服开专线子系统变更申请”、 “D1、20230913集团服务编排系统变更申请”]</p> <p>答案：</p>	<p>This is a multiple-choice task. Select all the correct answers from the given options; you can choose 0, 1, or more options. Strict requirements: 1. Only return the task numbers, separated by commas ", ". 2. Do not add any explanatory text; 3. Example answer format: A, B, C1.</p> <p>Question: Please identify all work orders related to the change operation "20231207 Group Service Orchestration Subsystem Coordination with 11 Provinces for New Generation IDC Business Activation Production Switch Drill".</p> <p>Options: ["A、20241029 Group Service Orchestration Risk Operation Application", "B、20240924 Service Opening Dedicated Line Subsystem Change Application", "D1、20230913 Group Service Orchestration System Change Application"]</p> <p>Answer:</p>
Prompt 1.2 Few-shot Text Classification in Intelligent Ticket Creation	
<p>这是一项多选题任务。从给定选项中选择所有正确答案，可以选择0个、1个或多个选项。严格要求：1. 仅返回工单序号，用顿号“、”分隔；2. 不要添加任何解释性文字；3. 答案格式示例：A、B、C1。</p> <p>参考示例如下： 问题：请找出所有与变更操作工单“集团服开割接北京大区（辽宁、山西）VOLTE业务上云”相关的工单。 选项：[“A、VOLTE北京大区、上海大区的NG基站修复”、 “B、配合VOLTE江苏大区网元升级”、 “W1、20230720集团服开激活移动子系统漏洞修复申请”] 答案：“H、M”</p> <p>请参考上述示例，根据上下文回答下列问题。</p> <p>问题：请找出所有与变更操作工单“20231207集团服务编排子系统配合11省关于新一代IDC业务开通生产切换演练”相关的工单。 选项：[“A、20241029集团服务编排风险操作申请”、 “B、20240924服开专线子系统变更申请”、 “D1、20230913集团服务编排系统变更申请”] 答案：</p>	<p>This is a multiple-choice task. Select all the correct answers from the given options; you can choose 0, 1, or more options. Strict requirements: 1. Only return the task numbers, separated by commas ", ". 2. Do not add any explanatory text; 3. Example answer format: A, B, C1.</p> <p>Reference example is as follows: Question: Please identify all work orders related to the change operation "Group Service Opening Cutover for Beijing Region (Liaoning, Shanxi) VOLTE Business Cloud Migration". Options: ["A、NG Baseline Repair for VoLTE Beijing Region and Shanghai Region", "B、Coordinate with VoLTE Jiangsu Region Network Element Upgrade", "W1、20230720 Group Service Opening Activation of Mobile Subsystem Vulnerability Fix Application"] Answer: "H、M"</p> <p>Please refer to the above example and answer the following question based on the context.</p> <p>Question: Please identify all work orders related to the change operation "20231207 Group Service Orchestration Subsystem Coordination with 11 Provinces for New Generation IDC Business Activation Production Switch Drill".</p> <p>Options: ["A、20241029 Group Service Orchestration Risk Operation Application", "B、20240924 Service Opening Dedicated Line Subsystem Change Application", "D1、20230913 Group Service Orchestration System Change Application"] Answer:</p>

Fig. B1 Zero-shot and few-shot prompt templates for constructing NLP task instructions in the intelligent ticket creation scenario (exemplified by the COTAS dataset), where the reference example is as follows: contains the samples.

Prompt 2.1 Zero-shot Text Classification in Intelligent Handling	
<p>这是一项文本分类任务，给定所有类别如下： [IMS语音无法正常使用，IPOE无法连接，业务割接，删除鉴权码，单组播切换，单组播黑屏及花屏，宽带解绑，弱光恢复，拨号失败，无法上网，机顶盒销户再开户，查上线PON口，查光功率，查光猫状态，查欠费，查询光猫下线原因及记录，清误码，激活异常，激活报错0284，电视卡顿，网速慢，装机卡单，解绑机顶盒MAC，魔百和播放错误]</p> <p>请从所有类别中选择一个合适的作为下列文本的分类结果，直接给出匹配的类别，无需其他解释和说明。</p> <p>输入文本：安装电话，电话灯不亮。</p> <p>分类结果：</p>	<p>This is a text classification task. Given the following categories: [IMS voice not working, IPOE not connecting, business cutover, delete authentication code, single multicast switch, single multicast black screen and snowy screen, broadband unbinding, weak light recovery, dial-up failure, no internet access, set-top box cancellation and reactivation, check online PON port, check optical power, check optical modem status, check arrears, query optical modem offline reasons and records, clear error codes, activation anomaly, activation error 0284, TV stuttering, slow internet speed, installation card issue, unbind set-top box MAC, Magic Box playback error]</p> <p>please choose the appropriate category from the list for the following text and provide the matched category directly, without further explanation or elaboration.</p> <p>Input text: "Dial-up phone, phone light not on."</p> <p>Classification result:</p>
Prompt 2.2 Few-shot Text Classification in Intelligent Handling	
<p>这是一项文本分类任务，给定所有类别如下： [IMS语音无法正常使用，IPOE无法连接，业务割接，删除鉴权码，单组播切换，单组播黑屏及花屏，宽带解绑，弱光恢复，拨号失败，无法上网，机顶盒销户再开户，查上线PON口，查光功率，查光猫状态，查欠费，查询光猫下线原因及记录，清误码，激活异常，激活报错0284，电视卡顿，网速慢，装机卡单，解绑机顶盒MAC，魔百和播放错误]</p> <p>参考示例如下： 输入文本：客户要求改单播 分类结果：单组播切换 输入文本：新装注册30不动，恢复出厂还是一样的 分类结果：装机卡单</p> <p>请参考上述示例，从所有类别中选择一个合适的作为下列文本的分类结果，直接给出匹配的类别，无需其他解释和说明。</p> <p>输入文本：安装电话，电话灯不亮。</p> <p>分类结果：</p>	<p>This is a text classification task. Given the following categories: [IMS voice not working, IPOE not connecting, business cutover, delete authentication code, single multicast switch, single multicast black screen and snowy screen, broadband unbinding, weak light recovery, dial-up failure, no internet access, set-top box cancellation and reactivation, check online PON port, check optical power, check optical modem status, check arrears, query optical modem offline reasons and records, clear error codes, activation anomaly, activation error 0284, TV stuttering, slow internet speed, installation card issue, unbind set-top box MAC, Magic Box playback error]</p> <p>Reference examples are as follows: Input text: "Customer requests to change to unicast" Classification result: "Single multicast switch" Input text: "New installation registration stuck at 30, factory reset does not help" Classification result: "Installation card issue"</p> <p>Please refer to the above examples and select the most appropriate category from the given list as the classification result for the following text. Provide only the matched category without any additional explanation or description.</p> <p>Input text: "Dial-up phone, phone light not on."</p> <p>Classification result:</p>

Fig. B2 Zero-shot and few-shot prompt templates for constructing NLP task instructions in the intelligent handling scenario (exemplified by the MIR-24 dataset), where the reference example is as follows: contains the samples.

Prompt 3.1 Zero-shot Knowledge Q&A in Intelligent Handling	
这是一项根据上下文进行检索式问答任务。	This is a task of retrieval-based question answering according to context.
上下文：个别反馈上网卡顿处理方法：如果用户反馈只有某个应用慢。步骤一：按照正常流程进行分段测速，先解决测速问题。步骤二：按照质差单查看用户家庭侧问题。步骤三：复现用户提出的具体应用问题，切移动流量进行对比，同时求助一点支持团队。	Context: Individual feedback on internet slowdown handling method: If a user reports that only a specific application is slow. Step 1: Conduct segmented speed testing according to the normal process and first solve the speed test issue. Step 2: Check the user's home-side issues according to the quality fault order. Step 3: Reproduce the specific application problem raised by the user, switch to mobile data for comparison, and seek help from the support team.
请从上述的上下文中寻找下列问题的答案，并用上下文中的原话进行回答。	Please find the answers to the following questions from the above context and use the exact wording from the context.
问题：个别反馈上网卡顿如何处理？	Question: How to handle individual feedback on internet slowdown?
答案：	Answer:

Prompt 3.2 Few-shot Knowledge Q&A in Intelligent Handling	
这是一项根据上下文进行检索式问答任务。	This is a task of retrieval-based question answering according to context.
参考示例如下： 上下文：光衰范围是多少光纤光衰的正常值是25DB左右。光纤光衰通常是指光纤每单位长度上的衰减值，单位为dB/km。光纤衰减系数是多模光纤和单模光纤重要的特性参数之一，很大程度上决定多模和单模光纤通信的中继距离，光纤损耗的高低通常会直接影响传输距离或中继站间隔距离的远近，使光纤产生衰减的原因较多，如吸收衰减。 问题：什么是光纤光衰？它的正常范围是多少？ 答案：光纤光衰是指光纤每单位长度上的衰减值，单位为dB/km。正常值约为25DB。 请参考上述示例，根据上下文回答下列问题。	Use the example below as a reference: Context: What is the range of fiber optic attenuation? The normal value of fiber optic attenuation is around 25DB. Fiber optic attenuation generally refers to the attenuation value per unit length of the fiber, measured in dB/km. The attenuation coefficient is one of the important characteristic parameters of multimode and single-mode fibers, largely determining the relay distance of multimode and single-mode fiber communications. The level of fiber optic loss usually directly affects the transmission distance or the spacing between relay stations. There are many causes of fiber optic attenuation, such as absorption attenuation. Question: What is fiber optic attenuation? What is its normal range? Answer: Fiber optic attenuation refers to the attenuation value per unit length of the fiber, measured in dB/km. The normal value is approximately 25DB. Please refer to the above example to answer the following questions based on the context.
上下文：个别反馈上网卡顿处理方法：如果用户反馈只有某个应用慢。步骤一：按照正常流程进行分段测速，先解决测速问题。步骤二：按照质差单查看用户家庭侧问题。步骤三：复现用户提出的具体应用问题，切移动流量进行对比，同时求助一点支持团队。	Context: Individual feedback on internet slowdown handling method: If a user reports that only a specific application is slow. Step 1: Conduct segmented speed testing according to the normal process and first solve the speed test issue. Step 2: Check the user's home-side issues according to the quality fault order. Step 3: Reproduce the specific application problem raised by the user, switch to mobile data for comparison, and seek help from the support team.
请从上述的上下文中寻找下列问题的答案，并用上下文中的原话进行回答。	Please find the answers to the following questions from the above context and use the exact wording from the context.
问题：个别反馈上网卡顿如何处理？	Question: How to handle individual feedback on internet slowdown?
答案：	Answer:

Fig. B3 Zero-shot and few-shot prompt templates for constructing Knowledge Q&A task instructions in the intelligent handling scenario (exemplified by the OSEQA dataset), where the reference example is as follows: contains the samples.

Prompt 4.1 Zero-shot Text Generation in Intelligent Ticket Closure	
请作为一名数据中心运维专家，基于以下工单信息生成一份专业的网络故障工单结束报告。请按照以下框架进行分析： “工单结束报告” 1. 故障信息：故障现象、故障级别、影响范围 2. 处理过程：故障确认、处理路径 3. 处理时效：告警响应时长、故障处理时长、总体处理时长、时效对比分析 结论：① 概述故障处理的整体情况。② 分析故障处理过程中的亮点与不足，提出优化方案。	Please act as a data center operations expert and generate a professional network fault closure report based on the following work order information. Please analyze according to the following framework: “Fault Closure Report” 1. Fault Information: Fault phenomenon, fault level, impact scope 2. Handling Process: Fault confirmation, handling path 3. Handling Timeliness: Alarm response time, fault handling time, overall handling time, timeliness comparison analysis Conclusion: ① Summarize the overall situation of fault handling. ② Analyze the highlights and shortcomings in the fault handling process and propose optimization plans.
上下文：{工单号：JT-CS-FT-2024111000021, 工单类型：传输故障单(集团), 工单提示信息：链路故障\ t C N 2 \ t 拉萨昌都 10GE0017CN2\ t IP 电路中断, 发起组织：集团北京 ICNOC, 工单开始时间：2024-11-10 06:13:01, 工单结束时间：2024-11-10 09:42:05, 工单状态：完成, 故障类型：链路故障, 网络类型：CN2, 网络子类型：故障级别：一般(四级), 故障描述：电路<拉萨 D2-昌都 S2-10GE(10GE0017CN2)>发生故障 @ 电路代号 (拉萨昌都 10GE0017CN2)\ r \ n \ r \ n, 故障时间：2024-11-10 06:00:14, 故障来源：综合告警系统, 是否国际单：否, 是否值班：否, 是否重点保障单：否, 是否群障：否, 是否值班日志：否, 告警名称：IP 电路中断, 处理组织：中国电信集团总部} 问题：基于以上工单信息生成一份专业的结束报告。 答案：	Context: {Work Order Number: JT-CS-FT-2024111000021, Work Order Type: Transmission Fault Order (Group), Work Order Hint: Link Fault \ t CN2 \ t Lhasa-Chamdo 10GE0017CN2 \ t IP Circuit Interruption, Initiating Organization: Group Beijing ICNOC, Work Order Start Time: 2024-11-10 06:13:01, Work Order End Time: 2024-11-10 09:42:05, Work Order Status: Completed, Fault Type: Link Fault, Network Type: CN2, Network Subtype: , Fault Level: General (Level Four), Fault Description: Circuit <Lhasa D2-Chamdo S2-10GE (10GE0017CN2)> encountered a fault @ Circuit Code (Lhasa-Chamdo 10GE0017CN2)\ r \ n \ r \ n, Fault Time: 2024-11-10 06:00:14, Fault Source: Integrated Alarm System, Is it an International Order: No, Is it Assigned: No, Is it a Key Assurance Order: No, Is it a Group Fault: No, Is it a Duty Log: No, Alarm Name: IP Circuit Interruption, Handling Organization: China Telecom Group Headquarters} Question: Generate a professional closure report based on the above work order information. Answer:

Prompt 4.2 Few-shot Text Generation in Intelligent Ticket Closure	
请作为一名数据中心运维专家，基于以下工单信息生成一份专业的网络故障工单结束报告。请按照以下框架进行分析： “工单结束报告” 1. 故障信息：故障现象、故障级别、影响范围 2. 处理过程：故障确认、处理路径 3. 处理时效：告警响应时长、故障处理时长、总体处理时长、时效对比分析 结论：① 概述故障处理的整体情况。② 分析故障处理过程中的亮点与不足，提出优化方案。	Please act as a data center operations expert and generate a professional network fault closure report based on the following work order information. Please analyze according to the following framework: “Fault Closure Report” 1. Fault Information: Fault phenomenon, fault level, impact scope 2. Handling Process: Fault confirmation, handling path 3. Handling Timeliness: Alarm response time, fault handling time, overall handling time, timeliness comparison analysis Conclusion: ① Summarize the overall situation of fault handling. ② Analyze the highlights and shortcomings in the fault handling process and propose optimization plans.
参考示例如下： 上下文：} 问题：} 答案：}	Use the example below as a reference: Context: { Question: { Answer: {
请参考上述示例，根据上下文回答下列问题。	Please refer to the above example to answer the following questions based on the context.
上下文：{工单号：JT-CS-FT-2024111000021, 工单类型：传输故障单(集团), 工单提示信息：链路故障\ t C N 2 \ t 拉萨昌都 10GE0017CN2\ t IP 电路中断, 发起组织：集团北京 ICNOC, 工单开始时间：2024-11-10 06:13:01, 工单结束时间：2024-11-10 09:42:05, 工单状态：完成, 故障类型：链路故障, 网络类型：CN2, 网络子类型：, 故障级别：一般(四级), 故障描述：电路<拉萨 D2-昌都 S2-10GE(10GE0017CN2)>发生故障 @ 电路代号 (拉萨昌都 10GE0017CN2)\ r \ n \ r \ n, 故障时间：2024-11-10 06:00:14, 故障来源：综合告警系统, 是否国际单：否, 是否值班：否, 是否重点保障单：否, 是否群障：否, 是否值班日志：否, 告警名称：IP 电路中断, 处理组织：中国电信集团总部} 问题：基于以上工单信息生成一份专业的结束报告。 答案：	Context: {Work Order Number: JT-CS-FT-2024111000021, Work Order Type: Transmission Fault Order (Group), Work Order Hint: Link Fault \ t CN2 \ t Lhasa-Chamdo 10GE0017CN2 \ t IP Circuit Interruption, Initiating Organization: Group Beijing ICNOC, Work Order Start Time: 2024-11-10 06:13:01, Work Order End Time: 2024-11-10 09:42:05, Work Order Status: Completed, Fault Type: Link Fault, Network Type: CN2, Network Subtype: , Fault Level: General (Level Four), Fault Description: Circuit <Lhasa D2-Chamdo S2-10GE (10GE0017CN2)> encountered a fault @ Circuit Code (Lhasa-Chamdo 10GE0017CN2)\ r \ n \ r \ n, Fault Time: 2024-11-10 06:00:14, Fault Source: Integrated Alarm System, Is it an International Order: No, Is it Assigned: No, Is it a Key Assurance Order: No, Is it a Group Fault: No, Is it a Duty Log: No, Alarm Name: IP Circuit Interruption, Handling Organization: China Telecom Group Headquarters} Question: Generate a professional closure report based on the above work order information. Answer:

Fig. B4 Zero-shot and few-shot prompt templates for constructing report generation task instructions in the intelligent ticket closure (exemplified by the NFT-CRAG dataset), where the reference example is as follows: contains the samples.

Prompt 5.1 Zero-shot Text Generation in Intelligent Evaluation	
<p>请基于以下数据生成装维问题工单分析报表：</p> <p>一、概况（200字以内）</p> <p>总体数据概览（时间范围2024年11月2日、工单总量）和最关键的2-3个维度数据及其占比</p> <p>二、业务运营指标分析（每个维度分析控制在200-300字）</p> <p>每个维度分析的内容包括但不限于：</p> <ul style="list-style-type: none">● 分析数据分布特点和趋势（包含数值和占比）● 发现异常或需重点关注的数据● 结合业务实际提出后续重点工作 <p>分析的维度如下：</p> <ol style="list-style-type: none">1.按地市汇总工单数量 [数据表1]2.按问题分类汇总工单数量 [数据表2]3.不同处理时长区间的工单数量分布 [数据表3]4.装维智能助理与人工处理工单数量分布 [数据表4] <p>三、结论（300字以内）</p> <p>呈现总体评估（概述关键发现、突出主要问题）和后续优化措施（提供具体可行的优化方案）</p> <p>输出要求：</p> <ol style="list-style-type: none">1. 业务运营指标分析中每个维度输出必须包含表格和文字分析2. 表格使用markdown格式3. 所有分析内容以完整段落呈现4. 分析需包含具体的数据支撑	<p>Please generate a maintenance service order analysis report based on the following data:</p> <p>I. Overview (within 200 words):</p> <p>Overall data summary (time range: November 2, 2024; total orders) and 2-3 key dimensions with their percentages.</p> <p>II. Operational Metrics Analysis (200-300 words per dimension):</p> <p>The analysis of each dimension includes, but is not limited to:</p> <ul style="list-style-type: none">● Analyze data distribution trends (include values and percentages).● Identify anomalies or critical data points.● Propose actionable follow-up tasks based on business context. <p>Dimensions:</p> <ol style="list-style-type: none">1. Work Order Quantity Summarized by City [Data Table 1]2. Work Order Quantity Summarized by Issue Category [Data Table 2]3. Distribution of Work Orders Across Different Processing Time Intervals [Data Table 3]4. Distribution of Work Orders Handled by Installation & Maintenance AI Assistant vs. Manual Processing [Data Table 4] <p>III. Conclusion (within 300 words)</p> <p>Present an overall assessment (summarize key findings and highlight main issues) and propose follow-up optimization measures (provide specific and actionable optimization solutions).</p> <p>Requirements:</p> <ol style="list-style-type: none">1. Include both tables and textual analysis for each dimension.2. Use markdown formatting for tables.3. Present analysis in full paragraphs.4. Support analysis with concrete data.

Fig. B5 Zero-shot templates for constructing report analysis task instructions in the intelligent evaluation (exemplified by the MIT-RA dataset).