

Semi-Tensor-Product Based Convolutional Neural Networks

Daizhan Cheng

Abstract—The semi-tensor product (STP) of vectors is a generalization of conventional inner product of vectors, which allows the factor vectors to be of different dimensions. This paper proposes a domain-based convolutional product (CP). Combining domain-based CP with STP of vectors, a new CP is proposed. Since there is no zero or any other padding, it can avoid the junk information caused by padding. Using it, the STP-based convolutional neural network (CNN) is developed. Its application to image and third order signal identifications is considered.

Index Terms—STP, CNN, identification, irregular image, higher order signal.

I. INTRODUCTION

CNN is a fundamental tool in artificial intelligence (AI). It is particularly efficient in face and object identifications, computer vision, speech synthesis, natural language processing, etc. The famous AlphaGo developed by DeepMind in 2016 has won over the go world champion. The technique engine of AlphaGo is also based on CNN [9].

When CNN is used for signal processing or image processing, a padding is necessary for edges. Moreover, if the signals (or images) are partly damaged, a padding-masking is commonly used for dealing with them. It is obvious that the padding-masking must bring some noises into the systems' data.

This paper proposes a new CNN, called STP-based (STP-)CNN. STP-CNN uses inner product over \mathbb{R}^∞ to deal with token-vectors of different sizes. No padding and hence no masking is necessary. To construct an STP-CNN we first propose a new convolutional product (CP), called the domain-based CP. Then the inner product of vectors with different sizes is used to define block-Hadamard product. For each image matrix, its receptive field matrix (RFM) is constructed. Then the CP-matrix of an image is obtained as the block-Hadamard product of kernel matrix with RFM. This process of STP-CNN

can also be used for all other signals such as voices, which are one dimensional signals, 3-dimensional signals which might come from CT-scaling, etc.

The rest of this paper is outlined as follows. Section 2 briefly introduces the inner-product of vectors of different dimensions. Section 3 proposes the domain-based CP. The CP for Image Processing for STP-CNN is discussed in Section 4. In Section 5 various applications of STP-CP to image processing are considered, including (a) irregular images; (b) partly damaged images; (c) proportional CP; etc. Section 6 considers the STP-CNN of 3-dimensions signals. Finally, Section 7 is a brief conclusion.

II. STP OF VECTORS

Consider the cross-dimensional Euclidian space:

$$\mathbb{R}^\infty := \bigcup_{n=1}^{\infty} \mathbb{R}^n.$$

Definition 2.1: Let $x \in \mathbb{R}^m \subset \mathbb{R}^\infty$, $y \in \mathbb{R}^n \subset \mathbb{R}^\infty$, and $t = \text{lcm}(m, n)$. The addition (subtraction) of x and y is defined by

$$x \pm y := (x \otimes \mathbf{1}_{t/m}) \pm (y \otimes \mathbf{1}_{t/n}) \in \mathbb{R}^t. \quad (1)$$

Definition 2.2: Let $x \in \mathbb{R}^m \subset \mathbb{R}^\infty$, $y \in \mathbb{R}^n \subset \mathbb{R}^\infty$.

(i) Inner product (of x and y):

$$\langle x, y \rangle_{\mathcal{V}} := \frac{1}{t} \langle (x \otimes \mathbf{1}_{t/m}), (y \otimes \mathbf{1}_{t/n}) \rangle, \quad x \in \mathbb{R}^m, y \in \mathbb{R}^n, t = \text{lcm}(m, n); \quad (2)$$

(ii) Norm (of x):

$$\|x\|_{\mathcal{V}} := \sqrt{\langle x, x \rangle_{\mathcal{V}}}. \quad (3)$$

(iii) Distance (of x and y):

$$d_{\mathcal{V}}(x, y) := \|x - y\|_{\mathcal{V}}. \quad (4)$$

Proposition 2.3: [1]

- (i) Under the addition defined by (1) and the conventional scalar-vector product \mathbb{R}^∞ is a pseudo-vector space.
- (ii) Using the topology deduced by the distance defined by (4), \mathbb{R}^∞ is a topological space.

This work is supported partly by the National Natural Science Foundation of China (NSFC) under Grants 62073315.

Key Laboratory of Systems and Control, Academy of Mathematics and Systems Sciences, Chinese Academy of Sciences, Beijing 100190; and Research Center of Semi-tensor Product of Matrices P. R. China (e-mail: dcheng@iss.ac.cn).

Definition 2.4: Let $x, y \in \mathbb{R}^\infty$. x, y are said to be equivalent, denoted by $x \leftrightarrow y$, if

$$d(x, y) = 0.$$

Moreover,

$$\bar{x} := \{y \mid y \leftrightarrow x\}. \quad (5)$$

Definition 2.5: Let Ω be the set of equivalent classes:

$$\Omega = \mathbb{R}^\infty / \leftrightarrow := \{\bar{x} \mid x \in \mathbb{R}^\infty\}.$$

Then we define

(i) Addition (of \bar{x} and \bar{y}):

$$\bar{x} \pm \bar{y} := x \pm y, \quad \bar{x}, \bar{y} \in \Omega; \quad (6)$$

(ii) Inner Product (of \bar{x} and \bar{y}):

$$\langle \bar{x}, \bar{y} \rangle_{\mathcal{V}} := \langle x, y \rangle_{\mathcal{V}}, \quad \bar{x}, \bar{y} \in \Omega; \quad (7)$$

(iii) Norm (of \bar{x}):

$$\|\bar{x}\|_{\mathcal{V}} := \|x\|_{\mathcal{V}}. \quad (8)$$

(iv) Distance (of \bar{x} and \bar{y}):

$$d_{\mathcal{V}}(\bar{x}, \bar{y}) := d_{\mathcal{V}}(x, y). \quad (9)$$

Proposition 2.6: [3]

- (i) (6)-(9) are properly defined. That is, they are independent of the choice of represented elements.
- (ii) Under (6) and the topology deduced by the distance (9), Ω is a topological vector space. (We refer to [8] for topological vector space.)

III. CLASSICAL CP AND DOMAIN-BASED CP

A. Classical CP

Definition 3.1: Let $f(x), g(x) \in L_1(\mathbb{R})$. The CP of $f(x)$ and $g(x)$, denoted by $f(x) * g(x)$, is

$$s(x) := f(x) * g(x) = \int_{\tau=-\infty}^{\infty} f(\tau)g(x-\tau)d\tau. \quad (10)$$

Some fundamental properties of CP are as follows.

Proposition 3.2: [5]

(i)

$$\|f(x) * g(x)\|_1 \leq \|f(x)\|_1 \|g(x)\|_1. \quad (11)$$

Hence, $f(x) * g(x) \in L_1(\mathbb{R})$.

(2)

$$f(x) * g(x) = g(x) * f(x). \quad (12)$$

(3) If $f(x), g(x), h(x) \in L_1(\mathbb{R})$, then

$$f(x) * (g(x) * h(x)) = (f(x) * g(x)) * h(x). \quad (13)$$

The above are about CP for continuous functions. When discrete-time signals are considered, we need discrete-time CP, which is defined as follows.

Definition 3.3: Let $f(n), w(n) \in \ell_1$, the discrete-times CP of $f(n)$ and $w(n)$ is defined as follows.

$$s(n) := f(n) * w(n) = \sum_{\tau=-\infty}^{\infty} f(\tau)w(n-\tau). \quad (14)$$

When w is considered as a weight function, the CP in equations (10) and (14) can be considered as a weighted average. Moreover, the weights are dependent of the distance between current position and the function arguments to be averaged. Proposition is also true for discrete-time CP. Using (11), we have the following result.

Proposition 3.4:

- (i) Assume $f(x), w(x) \in L_1$, then $f(x) * w(x) \in L_1$.
- (ii) Assume $f(n), w(n) \in \ell_1$, then $f(n) * w(n) \in \ell_1$.

B. CP with Windows

In deep leaning or most signal processing problems the CP uses only finite terms. That is,

$$s(n) := f(n) * k(n) = \sum_{\tau=-N}^N f(\tau)k(n-\tau). \quad (15)$$

where $[-N, N]$ is called the sampling window, $f(n)$ is the input and $k(n)$ is the CP kernel.

According to the symmetry (refer to (12)), we can flip the input with kernel, which yields

$$s(n) := f(n) * k(n) = \sum_{\tau=-N}^N f(n-\tau)k(\tau). \quad (16)$$

In CNN, another CP, called the cross-correlation, is also used, which is defined by

$$s(n) := f(n) * k(n) = \sum_{\tau=-N}^N f(n+\tau)k(\tau). \quad (17)$$

The CP for multiple variable functions can be defined in a similar way. For instance, the CP for functions with two variables are defined as follows.

$$s(m, n) := f(m, n) * k(m, n) = \sum_i \sum_j f(i, j)k(x-i, y-j). \quad (18)$$

or

$$s(m, n) := f(m, n) * k(m, n) = \sum_i \sum_j f(m-i, n-j)k(i, j). \quad (19)$$

The CP for functions with two variables is used commonly for image processing.

C. Domain-based CP

Definition 3.5: Let $D \subset \mathbb{R}$ be a measurable set, $f(x) \in L_1(D)$, $w(x) \in L_1(\mathbb{R})$. Then the Domain-based CP (DCP) of $f(x)$ with $w(x)$ is defined as follows.

$$s(x) := f(x) * w(x) = \int_{\tau \in D} f(\tau) g(x - \tau) d\tau. \quad (20)$$

It is easy to verify that some fundamental properties of conventional CP are also true for DCP.

Proposition 3.6:

(i)

$$\|f(x) * w(x)\|_1 \leq \|f(x)\|_1^D \|w(x)\|_1. \quad (21)$$

Hence $f(x) * g(x) \in L_1(\mathbb{R})$.

(2) $f(x) * g(x) = g(x) * f(x)$, which can be specified as follows.

$$\int_{\tau \in D} f(\tau) w(t - \tau) d\tau = \int_{\tau \in D'} w(\tau) f(t - \tau) d\tau, \quad (22)$$

where,

$$D' = \{\tau \mid t - \tau \in D\}.$$

(3) Assume $f(x) \in L_1(D)$, $g(x), h(x) \in L_1(\mathbb{R})$, then

$$f(x) * (g(x) * h(x)) = (f(x) * g(x)) * h(x). \quad (23)$$

IV. CP FOR IMAGE PROCESSING

A. Classical CP in CNN for Image Processing

Classical CP in CNN for image processing is described in most deep learning books, say, [4], [9], [10].

Given image matrix $A \in \mathcal{M}_{m \times n}$ and kernel matrix $K \in \mathcal{M}_{s \times n}$. The CP is performed via the following algorithm.

Algorithm 4.1:

- Step 1: To recognize the boundary, the image matrix A need to be padded by some extra elements (say, zeros) such that in the padded matrix \bar{A} all the elements of A become inner points. Assume $\bar{A} \in \mathcal{M}_{p \times q}$, then

$$p = m + 2\Delta_v; \quad q = n + 2\Delta_h, \quad (24)$$

where Δ_v and Δ_h are vertical and horizontal padding sides, and

$$\bar{a}_{i,j} = \begin{cases} a_{i-\Delta_v, j-\Delta_h}, & \Delta_v + 1 < i < \Delta_v + m, \\ & \Delta_h + 1 < j < \Delta_h + n, \\ 0, & \text{Otherwise.} \end{cases} \quad (25)$$

Fig. 1 shows this.

- Step 2: Using K to cover each receptive field $\bar{A}_{i \times j}$ of \bar{A} . Then produce

$$s_{i,j} = \langle V_c(K), V_c(\bar{A}_{i \times j}) \rangle. \quad (26)$$

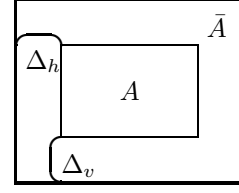


Fig. 1. \bar{A}

- Step 3: Do Step 2 from top-left of \bar{A} and go down/right with vertical step length d_v or horizontal step length d_h gradually to construct CP matrix S . Say,

$$S = (s_{i,j}) \in \mathcal{M}_{s_v \times s_h}.$$

Then we have

$$\begin{cases} (s_v - 1)d_v + s = p, \\ (s_h - 1)d_h + t = q. \end{cases} \quad (27)$$

\bar{A} must be designed to meet (27).

We use an example to depict it.

Example 4.2: Assume we input a (black-white) image of size 3×4 , which is denoted by $A \in \mathcal{M}_{3 \times 4}$ and depicted in Figure 2.

To be specific, setting

$$A = \begin{bmatrix} 1 & 2 & -1 & -2 \\ -3 & -2 & 1 & 3 \\ 2 & -2 & 1 & -1 \end{bmatrix}; \quad K = \begin{bmatrix} 1 & 0.4 \\ 0.6 & 1.5 \end{bmatrix}.$$

Using Algorithm 4.1, the CP matrix can be calculated as follows.

- Step 1: Choosing $\Delta_v = \Delta_h = 1$, then the image A is enlarged into $\bar{A} \in \mathcal{M}_{5 \times 6}$ by padding some zeros.
- Step 2: Using K to cover a region of the image, starting from top-left. Then

$$\bar{A}_{1,1} = \begin{bmatrix} 0 & 0 \\ 0 & 1 \end{bmatrix}$$

and

$$s_{1,1} = \langle V_c(K), V_c(\bar{A}_{1,1}) \rangle = 1.5.$$

- Step 3: Assume the horizontal step length is $d_h = 1$ and the vertical step length is $d_v = 1$, then we remove K horizontally by d_h or remove K vertically by d_v gradually to get all other $s_{i,j}$, $i \in [1, s_v]$, $j \in [1, s_h]$. According to (27), $s_v = 4$ and $s_h = 5$. Then we can calculate that

$$s_{s,t} = \sum_{i=1}^2 \sum_{j=1}^2 \bar{a}_{s-2+i, t-2+j} k_{i,j}, \quad (28)$$

$$1 \leq s \leq 4, 1 \leq t \leq 5.$$

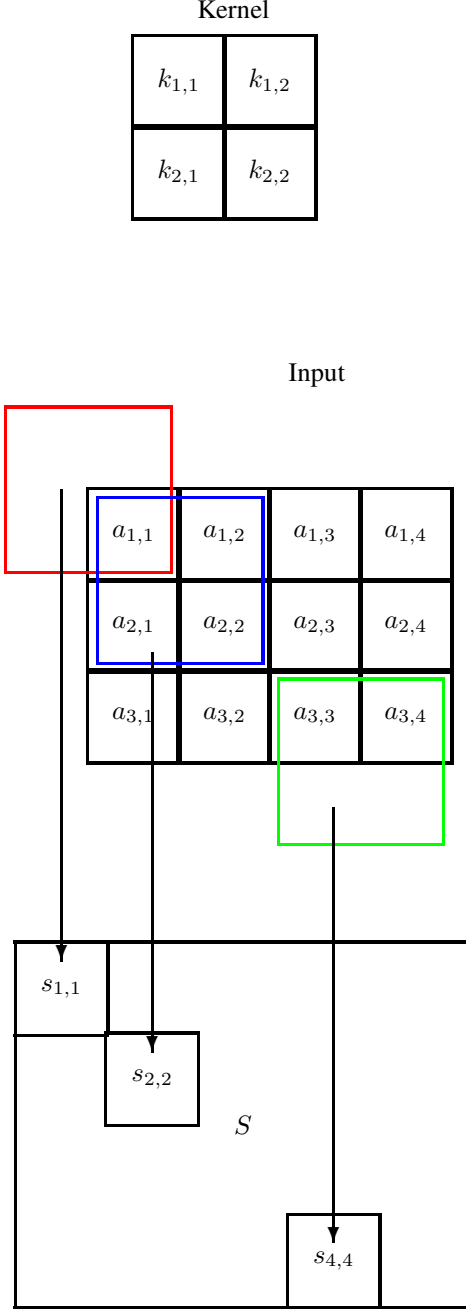


Fig. 2. Image CP

Finally the CP matrix can be obtained as

$$S = (s_{i,j}) \in \mathcal{M}_{4 \times 5}.$$

A direct computation yields

$$S = \begin{bmatrix} 1.5 & 3.6 & -0.3 & -3.6 & -1.2 \\ -4.1 & -3.5 & 0.9 & 3.8 & 0.8 \\ 1.8 & -4.1 & -0.3 & 0.8 & 0.9 \\ 0.8 & 0.2 & -0.6 & 0.1 & -0.5 \end{bmatrix}.$$

B. Block Hadamard Product

This subsection define a matrix product, called the block Hadamard product, which makes the CP of CNN being easily calculated.

Definition 4.3: Let A and B be two matrices of the same size with the same block decomposition as follows:

$$A = \begin{bmatrix} A^{1,1} & A^{1,2} & \dots & A^{1,q} \\ A^{2,1} & A^{2,2} & \dots & A^{2,q} \\ \vdots & \vdots & \ddots & \vdots \\ A^{p,1} & A^{p,2} & \dots & A^{p,q} \end{bmatrix}; \quad (29)$$

$$B = \begin{bmatrix} B^{1,1} & B^{1,2} & \dots & B^{1,q} \\ B^{2,1} & B^{2,2} & \dots & B^{2,q} \\ \vdots & \vdots & \ddots & \vdots \\ B^{p,1} & B^{p,2} & \dots & B^{p,q} \end{bmatrix}.$$

The block Hadamard product of A and B , denoted by $A \odot B$, is defined by

$$A \odot B := C = (c_{i,j}) \in \mathcal{M}_{p \times q}, \quad (30)$$

where

$$c_{i,j} = \langle V_c(A^{i,j}), V_c(B^{i,j}) \rangle, \quad i \in [1, p], \quad j \in [1, q].$$

C. Receptive Field Matrix

We construct a matrix, called the receptive field matrix (RFM). The RFM, denoted by R_A , consists of $\alpha \times \beta$ blocks, with

$$\alpha = s_v, \quad \beta = s_h.$$

Each block is a receptive field, and they are arranged in the order of their positions in \bar{A} .

To calculate R_A , We construct a matrix Ξ as follows.

Definition 4.4: Let d , η , n be three positive integers satisfying $0 < d < \eta$ and $n > 1$. Construct a matrix

$$\Xi_{n \times \eta}^d \in \mathcal{M}_{\xi \times n\eta},$$

where

$$\xi = (n-1)d + \eta, \quad (31)$$

and it is shown in Figure 3.

Using Ξ , a formula for calculating R_A is easily obtained as follows.

Proposition 4.5: Assume $\bar{A} \in \mathcal{M}_{p \times q}$, and (27) is satisfied. Then the RFM matrix can be obtained as

$$R_A = P \bar{A} Q \in \mathcal{M}_{(s_v s) \times (s_t t)}, \quad (32)$$

where

$$P^T = \Xi_{s_v \times s}^{d_v}; \quad Q = \Xi_{s_h \times t}^{d_h}. \quad (33)$$

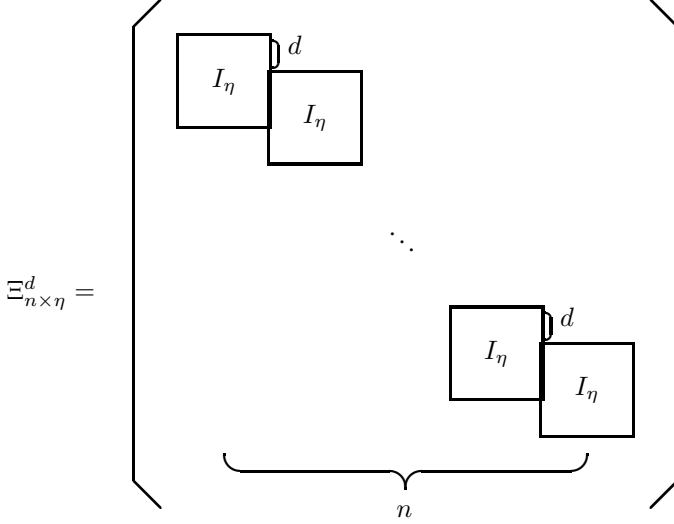


Fig. 3. Matrix $\Xi_{n \times \eta}^d$

The RFM matrix R_A can be expressed into a block form as

$$R_A = \begin{bmatrix} R_{1,1} & R_{1,2} & \cdots & R_{1,s_h} \\ R_{2,1} & R_{2,2} & \cdots & R_{2,s_h} \\ \vdots & \vdots & \ddots & \vdots \\ R_{s_v,1} & R_{s_v,2} & \cdots & R_{s_v,s_h} \end{bmatrix}, \quad (34)$$

where each $R_{i,j} \in \mathcal{M}_{s \times t}$. Then the CP matrix can be obtained by

$$s_{i,j} = \langle V_c(K), V_c(R_{i,j}) \rangle, i \in [1, s_v], j \in [1, s_h]. \quad (35)$$

Using block Hadamard product, the following expression can be obtained.

Proposition 4.6:

Let the RFM matrix R_A be as in (34), where each block $R_{i,j}$ is of the same size as the kernel matrix K . Then the CP matrix is obtained as

$$S = (\mathbf{1}_{s_v \times s_h} \otimes K) R_A. \quad (36)$$

V. STP-CP

Recall the STP of vectors, which is defined by (2). In classical CP of CNN, the elements in CP matrix S is obtained by the conventional inner product. We refer to (26) for this.

In STP-CP we consider a receptive field $\bar{A}_{i,j}$. If in this receptive field there are some undefined elements, instead of padding them by zeros, we may just ignore such elements. Then $\dim(\bar{A}_{i,j})$ are of different dimensions. Then the STP of vectors with different dimensions is used to perform inner product of K with them. This is called the STP-CP. Using STP-CP yields the STP-CNN. Precisely, it is defined as follows:

Definition 5.1: Let the image matrix be A , and the kernel matrix be K . Define

$$s_{i,j} := \langle V_c(A_{i,j}), V_c(K) \rangle_v, \quad (37)$$

where $A_{i,j}$ is the subset within the corresponding receptive field, which consists of available entries only.

Remark 5.2:

- (i) We can consider an image $A \in \mathcal{M}_{m \times n}$ as a function defined over a domain

$$D = [1, m] \times [1, n] \subset \mathbb{Z} \times \mathbb{Z}.$$

Then the CP is defined by

$$s_{p,q} = \sum_{(i,j) \in D'} A_{p+i, q+j} K_{i,j},$$

where

$$D' = \{(i,j) \mid (p+i, q+j) \in D\}.$$

Hence, STP-CP needs no any padding such as zero-padded \bar{A} .

- (ii) Observe Figure 2 again. Now the RFM corresponding to $s_{1,1}$ is $A_{1,1} \in \mathcal{M}_{1 \times 1}$; corresponding to $s_{2,2}$ is $A_{2 \times 2} \in \mathcal{M}_{2 \times 2}$; and corresponding to $s_{4,4}$ is $A_{4,4} \in \mathcal{M}_{1 \times 2}$. So the corresponding inner product is STP of vectors.

Example 5.3: Recall Example 4.2. Using STP-CP yields

$$S = \frac{1}{4} \begin{bmatrix} 3.5 & 5.6 & 0.7 & -5.6 & -7 \\ -4.9 & -3.5 & 0.9 & 3.8 & 3.5 \\ 0 & -4.1 & -0.3 & 0.8 & 2.1 \\ 7 & -0.4 & -0.7 & -0.7 & -3.8 \end{bmatrix}.$$

VI. APPLICATION OF STP-CP

A. Irregular Image

STP-CP can be used to deal with irregular images. The following example shows this.

Example 6.1: Consider the irregular image described by Figure 4. The receptive fields of the image are described by blue rectangles.

Assume the kernel K is the same as in Figure 2. Let $\Delta_v = \Delta_h = d_v = d_h = 1$. Then

$$P^T = Q = \Xi_{5 \times 2}^1 = \begin{bmatrix} 1 & 0 & 0 & 0 & 0 & 0 & 0 & 0 & 0 & 0 \\ 0 & 1 & 1 & 0 & 0 & 0 & 0 & 0 & 0 & 0 \\ 0 & 0 & 0 & 1 & 1 & 0 & 0 & 0 & 0 & 0 \\ 0 & 0 & 0 & 0 & 0 & 1 & 1 & 0 & 0 & 0 \\ 0 & 0 & 0 & 0 & 0 & 0 & 0 & 1 & 1 & 0 \\ 0 & 0 & 0 & 0 & 0 & 0 & 0 & 0 & 0 & 1 \end{bmatrix}.$$

Then

$$M_{\bar{A}} = P \bar{A} Q := (\bar{A}^{i,j}) \in \mathcal{M}_{10 \times 10},$$

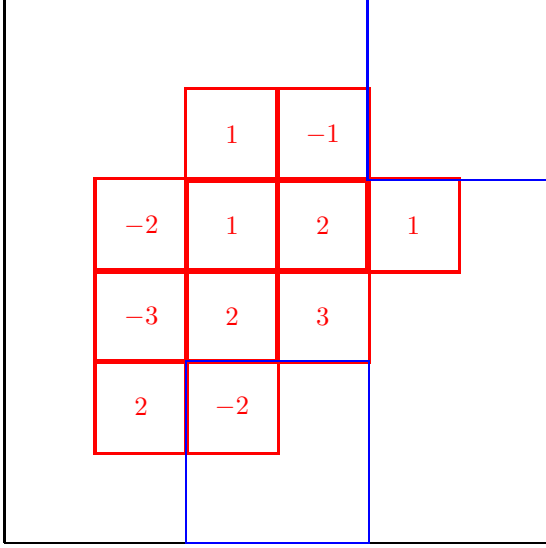


Fig. 4. CP of irregular image

where

$$\bar{A}^{i,j} \in \mathcal{M}_{2 \times 2}, \quad i, j \in [1, 5].$$

Denote by $V_{i,j}$ the valuable entries of $\bar{A}^{i,j}$, then we have

$$V = (V_{i,j}) = \begin{pmatrix} \times & 1 & \begin{bmatrix} 1 \\ -1 \end{bmatrix} & -1 & \times \\ -2 & \begin{bmatrix} -2 \\ 1 \\ 1 \end{bmatrix} & \begin{bmatrix} 1 \\ 1 \\ -1 \\ 2 \end{bmatrix} & \begin{bmatrix} -1 \\ 2 \\ 1 \end{bmatrix} & 1 \\ \begin{bmatrix} -2 \\ -3 \end{bmatrix} & \begin{bmatrix} -2 \\ -3 \\ 1 \\ 2 \end{bmatrix} & \begin{bmatrix} 1 \\ 2 \\ 2 \\ 3 \end{bmatrix} & \begin{bmatrix} 2 \\ 3 \\ 1 \end{bmatrix} & 1 \\ \begin{bmatrix} -3 \\ 2 \end{bmatrix} & \begin{bmatrix} -3 \\ 2 \\ 2 \\ -2 \end{bmatrix} & \begin{bmatrix} 2 \\ -2 \\ 3 \end{bmatrix} & 3 & \times \\ 2 & \begin{bmatrix} 2 \\ -2 \end{bmatrix} & -2 & \times & \times \end{pmatrix},$$

where \times represents undefined entries.

Using STP-CP, the resulting CP matrix is as follows.

$$\begin{aligned} S &= (\mathbf{1}_{5 \times 5} \otimes K) \circ V \\ &= \frac{1}{12} \begin{bmatrix} \times & 10.5 & -0.9 & -10.5 & \times \\ -21 & -0.3 & 12.6 & 5.3 & 10.5 \\ -26.7 & -1.2 & 22.5 & 18.1 & 10.5 \\ -3 & -12 & 17.9 & 31.5 & \times \\ 21 & -1.8 & -21 & \times & \times \end{bmatrix}. \end{aligned} \quad (38)$$

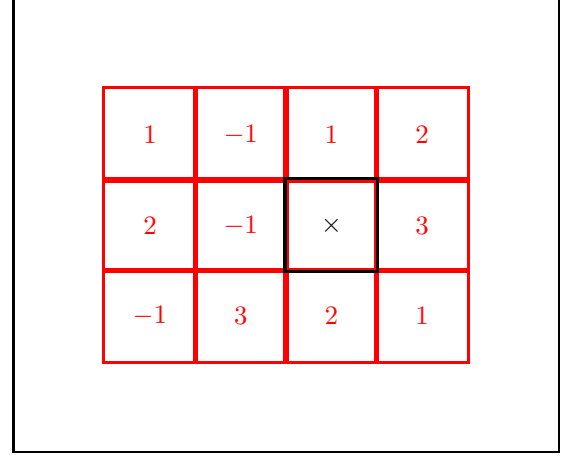


Fig. 5. STP-CP for Partly Damaged Image

B. Partly Damaged Image

STP-CP can be used to deal with partly damaged images. The following example demonstrates this.

Example 6.2: Consider the partly damaged image described in Figure 5, where the damaged part is marked by \times .

Assume the kernel K is the same as in Figure 2. Skipping the detailed computations, we have the vector form of all receptive fields are as follows.

$$V = (V_{i,j}) = \begin{pmatrix} 1 & \begin{bmatrix} 1 \\ -1 \end{bmatrix} & \begin{bmatrix} -1 \\ 1 \end{bmatrix} & \begin{bmatrix} 1 \\ 2 \end{bmatrix} & 2 \\ \begin{bmatrix} 1 \\ 2 \end{bmatrix} & \begin{bmatrix} 1 \\ 2 \\ -1 \\ -1 \end{bmatrix} & \begin{bmatrix} -1 \\ -1 \\ 1 \end{bmatrix} & \begin{bmatrix} 1 \\ 2 \\ 3 \end{bmatrix} & \begin{bmatrix} 2 \\ 3 \end{bmatrix} \\ \begin{bmatrix} 2 \\ -1 \end{bmatrix} & \begin{bmatrix} 2 \\ -1 \\ -1 \\ 3 \end{bmatrix} & \begin{bmatrix} -1 \\ 3 \\ 2 \end{bmatrix} & \begin{bmatrix} 2 \\ 3 \\ 1 \end{bmatrix} & \begin{bmatrix} 3 \\ 1 \end{bmatrix} \\ -1 & \begin{bmatrix} -1 \\ 3 \end{bmatrix} & \begin{bmatrix} 3 \\ 2 \end{bmatrix} & \begin{bmatrix} 2 \\ 1 \end{bmatrix} & 1 \end{pmatrix}.$$

Using STP-CP, the resulting CP-matrix is as follows.

$$S = \frac{1}{12} \begin{bmatrix} 10.5 & -0.9 & 0.9 & 16.2 & 21 \\ 16.2 & 0.9 & -0.7 & 22.3 & 26.7 \\ 3.9 & 16.5 & 12.2 & 18.1 & 20.1 \\ -10.5 & 12.3 & 25.8 & 15.3 & 10.5 \end{bmatrix}. \quad (39)$$

C. Proportional STP-CP

It was mentioned in [9] that “Assume the size of a dog is the same as the training dogs, CNN can recognize it well.

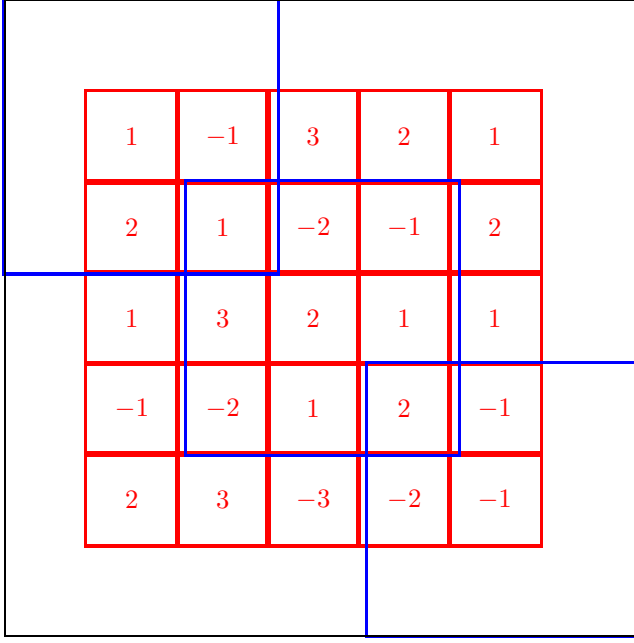


Fig. 6. Dis-matching STP-CP

But if the dog image is considerably enlarged, CNN may fail to recognize it.” This problem may be overcome by STP-CP. Because STP-CP does not require the kernel size being equal to the size of receptive fields. By properly setting the size of receptive fields the STP-CNN, called the proportional STP-CNN, can recognize a dog with various sizes. The following example shows the proportional STP-CP for dis-matching sizes.

Example 6.3: Consider Figure 6, which is assumed to be an enlarged image. We assume the receptive field size is 3×3 and the step length is 2. In this Figure the diagonal receptive fields are depicted by blue rectangles.

Assume the kernel K is the same as in Figure 2. The vector

form of all receptive fields are as follows.

$$V = (V_{i,j}) = \begin{pmatrix} \begin{bmatrix} 1 \\ 2 \\ -1 \\ 1 \end{bmatrix} & \begin{bmatrix} -1 \\ 1 \\ 3 \\ -2 \\ 2 \end{bmatrix} & \begin{bmatrix} 2 \\ -1 \\ 1 \\ 2 \end{bmatrix} \\ \begin{bmatrix} 2 \\ 1 \\ -1 \\ 1 \\ 3 \\ -2 \end{bmatrix} & \begin{bmatrix} 1 \\ 3 \\ -2 \\ 2 \\ 1 \\ -1 \\ 2 \end{bmatrix} & \begin{bmatrix} -1 \\ 1 \\ 2 \\ 2 \\ 1 \\ -1 \end{bmatrix} \\ \begin{bmatrix} -1 \\ 2 \\ -2 \\ 3 \end{bmatrix} & \begin{bmatrix} 3 \\ 1 \\ -3 \\ 2 \end{bmatrix} & \begin{bmatrix} 2 \\ -2 \\ -1 \\ -1 \end{bmatrix} \end{pmatrix}.$$

Using STP-CP yields the CP matrix as follows.

$$S = \frac{1}{36} \begin{bmatrix} 29.7 & 7.2 & 43.2 \\ 14.7 & 26.5 & -9.9 \\ 35.1 & -7.8 & -7.8 \end{bmatrix}. \quad (40)$$

Remark 6.4:

- (i) The black-white image has only one channel, the color image has three channels : (R, G, B) .
- (ii) In general, each convolutional layer has multiple filters (kernels). If there are k filters, the output channels will be k times of input channels.
- (iii) In fact, when the size of reception field is several times of the kernel size, the STP-CP can perform the double function of “CP+pooling”.

VII. CUBIC IMAGE

An order three image is a hypermatrix (or tensor). We refer to [7] for hypermatrix. An order 3 hypermatrix can be expressed as

$$A = \{a_{i,j,k} \mid i \in [1, m], j \in [1, n], k \in [1, \eta]\}. \quad (41)$$

The set of such a hypermatrces is expressed as $\mathbb{R}^{m \times n \times \eta}$.

- (1) Matrix Expression of Cubic Matrix:

A cubic hypermatrix is commonly expressed into a matrix form, which is row labeled by (k, i) and column labeled by j [6]. That is,

$$A \in \mathbb{R}^{m \times n \times \eta} \sim \mathcal{M}_{(\eta m) \times n} \quad (42)$$

Example 7.1: A cubic image with $m = 3$, $n = 4$, and $\eta = 2$ as follows.

$$A = \begin{bmatrix} A_1 \\ A_2 \end{bmatrix} = \begin{bmatrix} 2 & 1 & 3 & 2 \\ 1 & 3 & 2 & 2 \\ 3 & 2 & 0 & 1 \\ 1 & 1 & 2 & 3 \\ 4 & 2 & 3 & 4 \\ 4 & 0 & 3 & 3 \end{bmatrix} \in \mathcal{M}_{6 \times 4}. \quad (43)$$

(2) Kernel:

The kernel is also a cubic matrix,

$$K \in \mathbb{R}^{s \times t \times \xi} \sim \mathcal{M}_{(\xi s) \times t} \quad (44)$$

Example 7.2: Consider Example 7.1. Assume the kernel $K \in \mathbb{R}^{2 \times 2 \times 3}$, is as follows.

$$K = \begin{bmatrix} K_1 \\ K_2 \\ K_3 \end{bmatrix} = \begin{bmatrix} 1 & 1 \\ 0 & 1 \\ 1 & -1 \\ 2 & 3 \\ 2 & 1 \\ 3 & 3 \end{bmatrix} \in \mathcal{M}_{6 \times 2}. \quad (45)$$

(3) Enlarged Image:

Enlarged A , denoted by $\bar{A} \in \mathbb{R}^{p \times q \times \eta}$, where

$$p = m + \Delta m; \quad q = n + \Delta n, \quad (46)$$

and η is the same as in A , Δm and Δn are the increments of m and n respectively.

Example 7.3: Consider Examples 7.1-7.2. Assume the kernel $\Delta m = \Delta n = 2$. Then $p = 5$, $q = 6$, and $\eta = 2$. We have

$$\bar{A} = \begin{bmatrix} \bar{A}_1 \\ \bar{A}_2 \end{bmatrix} = \begin{bmatrix} \times & \times & \times & \times & \times & \times \\ \times & 2 & 1 & 3 & 2 & \times \\ \times & 1 & 3 & 2 & 2 & \times \\ \times & 3 & 2 & 0 & 1 & \times \\ \times & \times & \times & \times & \times & \times \\ \times & \times & \times & \times & \times & \times \\ \times & 1 & 1 & 2 & 3 & \times \\ \times & 4 & 2 & 3 & 4 & \times \\ \times & 4 & 0 & 3 & 3 & \times \\ \times & \times & \times & \times & \times & \times \end{bmatrix} \in \mathcal{M}_{10 \times 6}. \quad (47)$$

(4) RFM (receptive field matrix):

Let $n_v \times n_h$ be the vertical and horizontal numbers of RFs, d_v and d_h be the vertical and horizontal step lengths, and $s \times t$ be the size of RFs. Then the RFM is obtained by

$$R = P\bar{A}Q, \quad (48)$$

where

$$\begin{aligned} R &= P\bar{A}Q \in \mathcal{M}_{(n_v s) \times (n_h t)}, \\ Q &= \Xi_{n_h \times t}^{d_h} \in \mathcal{M}_{q \times (n_h t)}, \\ P^T &= \Xi_{n_v \times s}^{d_v} \in \mathcal{M}_{p \times (n_v s)}, \\ (n_h - 1)d_h + t &= q, \\ (n_v - 1)d_v + s &= p. \end{aligned} \quad (49)$$

Example 7.4: Consider Examples 7.1-7.3. Assume $d_h = d_v = 1$. Then

$$\begin{aligned} P^T &= \begin{bmatrix} 1 & 0 & 0 & 0 & 0 & 0 & 0 & 0 \\ 0 & 1 & 1 & 0 & 0 & 0 & 0 & 0 \\ 0 & 0 & 0 & 1 & 1 & 0 & 0 & 0 \\ 0 & 0 & 0 & 0 & 0 & 1 & 1 & 0 \\ 0 & 0 & 0 & 0 & 0 & 0 & 0 & 1 \end{bmatrix} \\ Q &= \begin{bmatrix} 1 & 0 & 0 & 0 & 0 & 0 & 0 & 0 & 0 & 0 \\ 0 & 1 & 1 & 0 & 0 & 0 & 0 & 0 & 0 & 0 \\ 0 & 0 & 0 & 1 & 1 & 0 & 0 & 0 & 0 & 0 \\ 0 & 0 & 0 & 0 & 0 & 1 & 1 & 0 & 0 & 0 \\ 0 & 0 & 0 & 0 & 0 & 0 & 0 & 1 & 1 & 0 \\ 0 & 0 & 0 & 0 & 0 & 0 & 0 & 0 & 0 & 1 \end{bmatrix} \end{aligned} \quad (50)$$

Then

$$R := \begin{bmatrix} R_1 \\ R_2 \end{bmatrix},$$

where

$$R_i = P\bar{A}_iQ, \quad i = 1, 2.$$

A straightforward computation shows that

$$\begin{aligned} R &= \begin{bmatrix} \times & \times & \times & \times & \times & \times & \times & \times & \times & \times \\ \times & 2 & 2 & 1 & 1 & 3 & 3 & 2 & 2 & \times \\ \times & 2 & 2 & 1 & 1 & 3 & 3 & 2 & 2 & \times \\ \times & 1 & 1 & 3 & 3 & 2 & 2 & 2 & 2 & \times \\ \times & 1 & 1 & 3 & 3 & 2 & 2 & 2 & 2 & \times \\ \times & 3 & 3 & 2 & 2 & 0 & 0 & 1 & 1 & \times \\ \times & 3 & 3 & 2 & 2 & 0 & 0 & 1 & 1 & \times \\ \times & \times & \times & \times & \times & \times & \times & \times & \times & \times \\ \times & \times & \times & \times & \times & \times & \times & \times & \times & \times \\ \times & 1 & 1 & 1 & 1 & 2 & 2 & 3 & 3 & \times \\ \times & 1 & 1 & 1 & 1 & 2 & 2 & 3 & 3 & \times \\ \times & 4 & 4 & 2 & 2 & 3 & 3 & 4 & 4 & \times \\ \times & 4 & 4 & 2 & 2 & 3 & 3 & 4 & 4 & \times \\ \times & 4 & 4 & 0 & 0 & 3 & 3 & 3 & 3 & \times \\ \times & 4 & 4 & 0 & 0 & 3 & 3 & 3 & 3 & \times \\ \times & \times & \times & \times & \times & \times & \times & \times & \times & \times \end{bmatrix} \\ &\in \mathcal{M}_{(n_v n_s) \times (n_h t)}, \end{aligned} \quad (51)$$

where n_z is the block number in depth direction (refer to the following (53) for details).

(5) Masking Depth Direction:

Set

$$R_0 = \times_{(n_v s) \times (n_h t)},$$

and define

$$\bar{R} = \begin{bmatrix} R_0 \\ R \\ R_0 \end{bmatrix} \quad (52)$$

Example 7.5: Consider Examples 7.1-7.4. Assume $\Delta\eta = 2$. Then the overall masked image should be

$$\bar{R} \in \mathbb{R}^{p \times q \times \delta}$$

where

$$\delta = \eta + \Delta\eta = 4.$$

Moreover, we set

$$R_0 := \times_{8 \times 10},$$

and obtain

$$\bar{R} = \begin{bmatrix} R_0 \\ R_1 \\ R_2 \\ R_0 \end{bmatrix}. \quad (53) \quad \text{Then}$$

(5) RFM on Depth Direction:

First, we also have

$$(n_z - 1)d_z + \xi = \delta. \quad (54)$$

It follows that $n_z = 2$.

Assume $d_z = 1$, then we construct

$$Q^T := \Xi_{n_z \times \xi}^{d_z} = \begin{bmatrix} 1 & 0 & 0 & 0 \\ 0 & 1 & 0 & 0 \\ 0 & 0 & 1 & 0 \\ 0 & 1 & 0 & 0 \\ 0 & 0 & 1 & 0 \\ 0 & 0 & 0 & 1 \end{bmatrix}.$$

Note that Q should be acting on \bar{R} in such a way, that (i) each element being replaces by block of $s \times r$; (ii) Q should act on each block R_i separately. Then we define

$$H := I_{n_v} \otimes Q \otimes I_s. \quad (55)$$

In this example, we have

$$H = I_4 \otimes Q \otimes I_2.$$

Then we have

$$\tilde{R} := H\bar{R}. \quad (56)$$

(6) Position Rearrangement: RFM on Depth Direction:

To get the final RFM, we still need the final step, which rearranges elements of each cubic RF together. This can be done by using swap matrix as follows. Define

$$T = W_{[\delta, n_v]} \otimes I_s. \quad (57)$$

$$C := T\tilde{A} \quad (58)$$

is the matrix, where the vertical and horizontal directions have been expanded into RFM form, but the depth direction have to be expanded to form the RFM.

Example 7.6: Continuing Examples 7.1-7.5. The Ψ can finally be calculated as

$$\Psi = \begin{bmatrix} \times & \times & \times & \times & \times & \times & \times & \times & \times & \times \\ \times & \times & \times & \times & \times & \times & \times & \times & \times & \times \\ \times & \times & \times & \times & \times & \times & \times & \times & \times & \times \\ \times & 2 & 2 & 1 & 1 & 3 & 3 & 2 & 2 & \times \\ \times & \times & \times & \times & \times & \times & \times & \times & \times & \times \\ \times & 1 & 1 & 1 & 1 & 2 & 2 & 3 & 3 & \times \\ \times & \times & \times & \times & \times & \times & \times & \times & \times & \times \\ \times & 2 & 2 & 1 & 1 & 3 & 3 & 2 & 2 & \times \\ \times & \times & \times & \times & \times & \times & \times & \times & \times & \times \\ \times & 1 & 1 & 1 & 1 & 2 & 2 & 3 & 3 & \times \\ \times & \times & \times & \times & \times & \times & \times & \times & \times & \times \\ \times & \times & \times & \times & \times & \times & \times & \times & \times & \times \\ \times & \times & \times & \times & \times & \times & \times & \times & \times & \times \\ \times & 2 & 2 & 1 & 1 & 3 & 3 & 2 & 2 & \times \\ \times & 1 & 1 & 3 & 3 & 2 & 2 & 2 & 2 & \times \\ \times & 1 & 1 & 1 & 1 & 2 & 2 & 3 & 3 & \times \\ \times & 4 & 4 & 2 & 2 & 3 & 3 & 4 & 4 & \times \\ \times & 2 & 2 & 1 & 1 & 3 & 3 & 2 & 2 & \times \\ \times & 1 & 1 & 3 & 3 & 2 & 2 & 2 & 2 & \times \\ \times & 1 & 1 & 1 & 1 & 2 & 2 & 3 & 3 & \times \\ \times & 4 & 4 & 2 & 2 & 3 & 3 & 4 & 4 & \times \\ \times & \times & \times & \times & \times & \times & \times & \times & \times & \times \\ \times & \times & \times & \times & \times & \times & \times & \times & \times & \times \\ \times & \times & \times & \times & \times & \times & \times & \times & \times & \times \\ \times & 1 & 1 & 3 & 3 & 2 & 2 & 2 & 2 & \times \\ \times & 3 & 3 & 2 & 2 & 0 & 0 & 1 & 1 & \times \\ \times & 4 & 4 & 2 & 2 & 3 & 3 & 4 & 4 & \times \\ \times & 4 & 4 & 0 & 0 & 3 & 3 & 3 & 3 & \times \\ \times & 1 & 1 & 3 & 3 & 2 & 2 & 2 & 2 & \times \\ \times & 3 & 3 & 2 & 2 & 0 & 0 & 1 & 1 & \times \\ \times & 4 & 4 & 2 & 2 & 3 & 3 & 4 & 4 & \times \\ \times & 4 & 4 & 0 & 0 & 3 & 3 & 3 & 3 & \times \\ \times & \times & \times & \times & \times & \times & \times & \times & \times & \times \\ \times & \times & \times & \times & \times & \times & \times & \times & \times & \times \\ \times & \times & \times & \times & \times & \times & \times & \times & \times & \times \\ \times & \times & \times & \times & \times & \times & \times & \times & \times & \times \\ \times & 3 & 3 & 2 & 2 & 0 & 0 & 1 & 1 & \times \\ \times & \times & \times & \times & \times & \times & \times & \times & \times & \times \\ \times & 4 & 4 & 0 & 0 & 3 & 3 & 3 & 3 & \times \\ \times & \times & \times & \times & \times & \times & \times & \times & \times & \times \\ \times & 3 & 3 & 2 & 2 & 0 & 0 & 1 & 1 & \times \\ \times & \times & \times & \times & \times & \times & \times & \times & \times & \times \\ \times & 4 & 4 & 0 & 0 & 3 & 3 & 3 & 3 & \times \\ \times & \times & \times & \times & \times & \times & \times & \times & \times & \times \\ \times & \times & \times & \times & \times & \times & \times & \times & \times & \times \\ \times & \times & \times & \times & \times & \times & \times & \times & \times & \times \end{bmatrix}$$

(7) CP Matrix:

Finally, to get CP matrix we split Ψ into $(n_v n_z) \times n_h$ blocks, where each block is of size $(s\xi) \times t$. Then each block, denoted by

$$\Psi_{i,j} \in \mathcal{M}_{(s\xi) \times t}, \quad i \in [1, n_v n_z], \quad j \in [1, n_h],$$

dot product with K yields

$$s_{i,j} = \langle V_c(K), V_c(\Psi_{i,j}) \rangle,$$

and

$$S = (s_{i,j}) \in \mathcal{M}_{(n_v n_z) \times n_h}.$$

Example 7.7: Continuing Examples 7.1-7.6. The S can finally be calculated as

$$S = \frac{1}{6} \begin{bmatrix} 13 & 9.5 & 13 & 21.5 & 21 \\ 13 & 9.5 & 13 & 21.5 & 21 \\ 20 & 16.25 & 18 & 24.75 & 24.5 \\ 20 & 16.25 & 18 & 24.75 & 24.5 \\ 27.5 & 21.25 & 17.5 & 25 & 18 \\ 27.5 & 21.25 & 17.5 & 25 & 18 \\ 29.5 & 18 & 12.5 & 21.5 & 16.5 \\ 29.5 & 18 & 12.5 & 21.5 & 16.5 \end{bmatrix} \quad (60)$$

VIII. CONCLUSION

In this paper the classical inner product, which is used for CP, is replaced by STP inner product, which allows the factor vectors being with different dimensions. Using this dimension-free inner product, the STP CP is proposed, and it is used for performing the corresponding CNN. Using STP CP, the image processing is considered in detail. It is shown that when the image is irregular, or partly damaged, or of the improper size, the STP CP can be used without padding. This advantage may help in reducing the noise caused by padding.

The paper provides only a theoretical framework. Numerical simulations should be followed urgently.

REFERENCES

- [1] D. Cheng, *From Dimension-Free Matrix Theory to Cross-Dimensional Dynamic Systems*, Elsevier, London, 2019.
- [2] D. Cheng, On equivalence of matrices, *Asian J. Math.*, Vol. 23, No. 2, 257-348, 2019.
- [3] D. Cheng, From semi-tensor product of matrices to non-square general linear algebra and general linear group, *Comm. Inform. Sys.*, Vol. 24, No. 1, 1-60, 2024.
- [4] I. Goodfellow, Y. Bengio, A. Courville, *Deep Learning*, MIT Press, Massachusetts, 2016 (S. Zhao, et. al, translated, . People's Post Pub., Beijing, 2017),
- [5] R.E. Edwards, *Fourier Series*, 2nd Ed., Springer-Verlag, New York, 1979.
- [6] M.E. Kilmer, K. Braman, M. Nao, R.C. Hoover, Third-order tensors as operators on matrices: A theoretical and computational framework with applications in imaging, *SIAM J. Matrix Anal. Appl.*, Vol. 34, No. 148-172, 2013.

- [7] L. Lim, Tensors and Hypermatrices, in L. Hogben (Ed.) *Handbook of Linear Algebra* (2nd ed.), Chapter 15, Chapman and Hall/CRC.<https://doi.org/10.1201/b16113>, 2013.
- [8] H.H. Schaefer *Topological Vector Space*, Springer-Verlag, New York, 1970.
- [9] Q. Wang, Y. Yang, J. Jiang, *LEEDL Tutorial*, People's Post Pub., Beijing, 2024, (in Chinese).
- [10] A. Zhang, Z.C. Lipton, A.J. Smola, *Dive Into Deep Learning*, Cambridge University Press, 2023, (X. He, R. Hu translated, People's Post Pub., Beijing, 2024).