



Elastic properties of fluid mercury across the metal-nonmetal transition: *Ab initio* simulation study

T. Bryk ^{1,2,*}, O. Bakai³, A. P. Seitsonen ⁴

¹ Institute for Condensed Matter Physics of the National Academy of Sciences of Ukraine, 79011 Lviv, Ukraine

² Institute of Applied Mathematics and Fundamental Sciences, Lviv Polytechnic National University, 79013 Lviv, Ukraine

³ Akhiezer Institute for Theoretical Physics, National Science Center “Kharkiv Institute of Physics and Technology” of NAS of Ukraine, 61108 Kharkiv, Ukraine

⁴ Département de Chimie, École Normale Supérieure, 24 rue Lhomond, 75005 Paris, France

Received April 09, 2025, in final form May 20, 2025

We report an *ab initio* molecular dynamics study of fluid mercury at temperature 1750 K in the range of densities 7–13.5 g/cm³. Along this isothermal line we performed an analysis of total charge fluctuations, which make evidence of neutral atom-like screening in fluid Hg for densities less than 9.25 g/cm³, which practically coincides with the emergence of the gap in electronic density of states. High-frequency shear modulus, high-frequency and adiabatic speeds of sound, shear viscosity, Maxwell relaxation time and dispersion of collective excitations are analyzed as a function of density along the isothermal line.

Key words: *elastic properties, liquids, sound propagation, ab initio molecular dynamics*

1. Introduction

Metal-nonmetal (MNM) transition in condensed matter [1] is one of the fascinating topics in modern physics. Numerous experimental, theoretical and simulation groups focus on understanding the features of MNM transition in solid and liquid states of matter. Especially interesting and less explored is the case of MNM transition in liquids because of the complicated interplay of topologically disordered structure, slow and fast relaxation processes and specific electronic screening in the region of density/pressure corresponding to the MNM transition [2–7]. The increase of external pressure usually causes metallization of liquids like it was observed for fluid hydrogen [8–10], although the proofs of the pressure-induced localization of electrons in the interstitial region like it is in crystals exist in the liquid state too [4, 11–13], and causes the drop of electric conductivity. Another interesting case is the MNM transition in a metallic liquid caused by its expansion as it was reported in liquid Hg [14–18]. The structure and dynamics of liquid Hg was extensively studied by experimental and simulation techniques since then [19–30].

Among different metallic liquids, the case of MNM transition in expanding Hg is especially interesting. The van der Waals two-parameter phenomenological equation is insufficient to describe the phase states of Hg (as well as in other metallic fluids) in which the gas-liquid and metal-nonmetal transitions interfere. The first attempt to consider the solution of this problem, arguing the coexistence of the 1-st order MNM transition and the gas-liquid transition, was made by Landau and Zeldovich [31]. Historically, their paper stimulated many experimental, theoretical and simulation studies of the evolution of electronic and atomic structures and properties of Hg (see, e.g., [32–37]). For fluid mercury, several important features are revealed [38]: i) the MNM transition in Hg takes place but it has nothing to do with the 1-st order phase transition; ii) the fluid possesses a 3-state heterophase structure consisting of the mesoscopic

*Corresponding author: bryk@icmp.lviv.ua.

liquid-like-metallic, liquid-like-semiconducting, and gas-like species (called fluctuons in [38]); iii) strong effect of the electron subsystem on the continuously transforming, depending on density, atomic patterns and properties of the fluid. The 3-state mesoscopic multiparametric theory of the gas-liquid and MNM transitions in fluid Hg was developed and applied to description of the properties of Hg in [38], which resulted in the phase diagram of Hg (figure 18 in [38]) with the heterophase states. The conductivity and polarizability of the heterophase states were presented as well.

Here we investigate the electronic properties and ionic dynamics in Hg apart from the gas-liquid critical point towards higher densities by means of the *ab initio* molecular dynamics (AIMD) simulations. Many interesting features can be studied in the dynamics of liquid Hg. In [39] the inelastic X-ray scattering experiments on mercury in a wide range of densities revealed a sharp increase of the positive sound dispersion (PSD; called “fast sound” in [39]) in the region of MNM transition. The PSD is a specific characteristic of the viscoelastic transition in liquids, which reveals the transition from macroscopic hydrodynamic mechanism (due to conservation laws) of sound propagation to microscopic elastic mechanism like in solids. The theory of PSD in fluids [40] revealed the role of stress and heat fluctuations in PSD, although in the region of MNM transition, the origin of the observed sharp increase of PSD can be much more sophisticated. So far there is no clear explanation what caused the increase of PSD in fluid Hg.

Recently there appeared an *ab initio* study of pressure-induced transitions in fluid H [41] with an analysis of charge fluctuations in the transition region. It was found that the total charge-charge structure factor $S_{QQ}(k)$ [42] revealed a nonmonotonous behavior of its long-wavelength asymptote that was ascribed to the emergence of unscreened ions in the transition region. It is obvious that in the critical MNM transition region, the electron density should strongly fluctuate with the corresponding effect on the screening properties. The emerging unscreened ions with long-range Coulomb interaction can definitely make a strong effect on collective dynamics. It would be very useful to check whether the tendency observed in charge fluctuations at pressure-induced transitions in fluid H [41] will be present in the MNM transition in fluid Hg.

The remaining part of the paper is organized as follows. In the next section we provide details of the AIMD simulations, section III reports the results on electronic density of states and total charge structure factors, density dependences of high-frequency and adiabatic speeds of sound, as well as dispersion relations and discussion on the PSD across the MNM transition in fluid Hg. The last section summarises the findings of the present study.

2. Methodology

Ab initio simulations were performed by the VASP package [43–46] using a system of 200 particles in cubic box subjected to periodic boundary conditions in NVT ensemble. We performed simulations at different 9 densities of fluid mercury at temperature $T = 1750$ K: from very dense system with $\rho = 13.5$ g/cm³ down to very expanded system with $\rho = 7.0$ g/cm³. The electron-ion interaction was represented by the projector augmented wave (PAW) method [47, 48], in which two *6s* and ten *5d* electrons were treated as valence electrons. The need to explicitly treat *5d* electrons and consequently about 1300 wave functions at each step of AIMD restricted our system to only 200 particles. The exchange-correlation functional was chosen in the PBE form [49] of generalized gradient approximation, and only Γ -point of the Brillouine zone was used in the description of the electron density and the electronic kinetic energy. The time step was 8 fs.

At each thermodynamic point, we equilibrated the system over 5 ps in NVT ensemble followed by the production runs each of 20 000 configurations. For each configuration we saved atomic coordinates, velocities and forces, as well as components of stress tensor and Fourier-components of electron density. The latter were needed to estimate the total charge structure factors in the region of MNM transition in expanded Hg.

The analysis of elastic properties and estimation of dispersion relations for liquid Hg were performed by means of macroscopic stress autocorrelation functions [50] and estimation of propagating eigenmodes of the generalized Langevin equation [50, 51] in the frames of the approach of generalized collective modes (GCM) [52, 53]. The macroscopic adiabatic speed of sound, c_s , was estimated using a recently

suggested methodology [54] which requires the knowledge of the static correlation function of diagonal components of stress tensor $\psi^L(t=0)$ and of the high-frequency speed of sound c_∞ :

$$c_s = \sqrt{c_\infty^2 - \psi^L(0)/\rho}. \quad (2.1)$$

Here, $\psi^L(0) = V\langle\bar{\sigma}_{zz}\bar{\sigma}_{zz}\rangle/k_B T$ with $\bar{\sigma}_{zz}(t) = \sigma_{zz}(t) - P$ being the fluctuating part of the diagonal component of stress tensor, P is the pressure, V is the volume of the simulated system, and k_B is Boltzmann constant. The high-frequency speed of sound c_∞ was estimated from the wavenumber-dependent stress tensor correlations, obtained from the relation

$$j^{L,T}(k, t) = -ik\sigma^{L,T}(k, t), \quad (2.2)$$

where L and T mean longitudinal and transverse components, overdot means the first time derivative. The time evolution of spatial Fourier-components of mass-current density was obtained in AIMD simulations using the expression

$$\mathbf{J}(k, t) = \frac{m}{\sqrt{N}} \sum_{i=1}^N \mathbf{v}_i(t) e^{-ik\mathbf{r}_i(t)}, \quad (2.3)$$

and their first time derivative were similarly estimated as

$$\dot{\mathbf{J}}(k, t) = \frac{1}{\sqrt{N}} \sum_{i=1}^N [\mathbf{F}_i(t) + im(\mathbf{k}\mathbf{v}_i)\mathbf{v}_i(t)] e^{-ik\mathbf{r}_i(t)}, \quad (2.4)$$

where m is the atomic mass of Hg, $\mathbf{r}_i(t)$, $\mathbf{v}_i(t)$ and $\mathbf{F}_i(t)$ are the particle trajectory, particle velocity and force acting on the i -th particle, respectively. The long-wavelength asymptote of wavenumber-dependent normalized second frequency moment of the L -current spectra function is directly related to the high-frequency speed of sound as

$$c_\infty \stackrel{k \rightarrow 0}{=} \frac{1}{k} \left[\frac{\langle j^L(-k) j^L(k) \rangle}{\langle J^L(-k) J^L(k) \rangle} \right]^{1/2}. \quad (2.5)$$

The dispersion of extended acoustic collective excitations $\omega_s(k)$ was obtained in two ways: i) numerically via peak positions of the current spectral function $C^L(k, \omega)$ which is a numerical Fourier transformation of the AIMD-derived time correlation functions $F_{JJ}^L(k, t) = \langle J^L(-k, t) J^L(k, t=0) \rangle$; and ii) theoretically via imaginary part of the complex eigenvalues $z_\alpha(k) = \sigma(k) \pm i\omega_s(k)$, where $\sigma(k)$ is the k -dependent damping. These eigenvalues were obtained from the 5×5 generalized hydrodynamic matrix $\mathbf{T}(k)$ generated for each k -point using the set of 5 dynamic variables of the thermo-viscoelastic (TVE) dynamic model [40, 52]

$$\mathbf{A}^{(\text{TVE})}(k, t) = \{n(k, t), J^L(k, t), \varepsilon(k, t), \dot{J}^L(k, t), \dot{\varepsilon}(k, t)\}, \quad (2.6)$$

where the spatial Fourier components of particle density are

$$n(k, t) = \frac{1}{\sqrt{N}} \sum_{i=1}^N e^{-ik\mathbf{r}_i}, \quad (2.7)$$

and the matrix elements involving fluctuations of the energy density $\varepsilon(k, t)$ and of its first time derivative $\dot{\varepsilon}(k, t)$ were treated in connection with AIMD simulations according to the methodology suggested in [55, 56].

3. Results and discussion

In order to locate the metal-nonmetal transition in fluid Hg we evaluated at each studied phase state the electronic density of states (EDOS) during the AIMD simulations. The energy region ~ 6 – 7 eV below the Fermi level is occupied by $5d$ electrons, while all the features of EDOS close to Fermi level are defined by $6s$ and $6p$ electrons. In figure 1 one can see that a tendency to form a pseudo-gap (a dip

in EDOS at Fermi level) is observed already at density 11.5 g/cm^3 while the gap emerges at density 9.25 g/cm^3 and increases with expanding the system. Since the $6s$ electrons constitute the EDOS close to the Fermi level, the emergence of the gap might be a consequence of $6s$ electron localization in Hg neutral atoms.

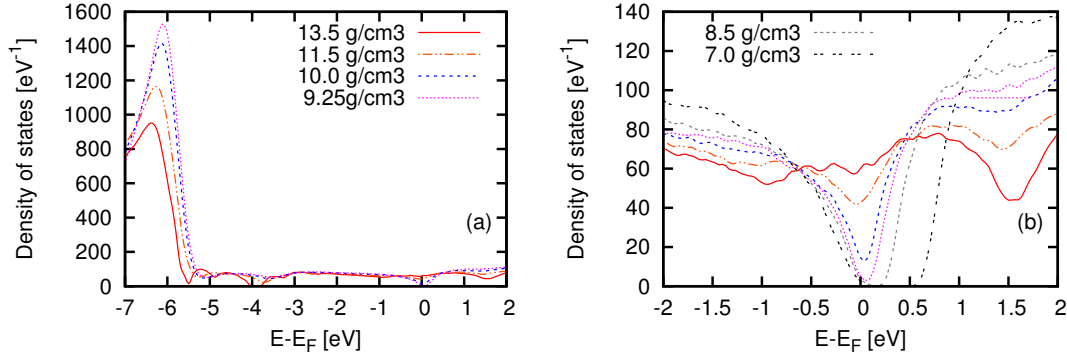


Figure 1. (Colour online) Electron density of states for Hg fluid at several densities (a) and in the vicinity of Fermi level (b).

An important information about the screening of ions by electron subsystem can be observed in the long-wavelength behavior of the total charge structure factors $S_{QQ}(k)$ [41]. Here the Fourier components of total charge density are represented as [42]

$$Q(k, t) = Z_{\text{ion}} n_{\text{ion}}(k, t) - n_{\text{el}}(k, t) = \frac{1}{\sqrt{N}} \left[Z_{\text{ion}} \sum_i^N e^{-i\mathbf{k}\mathbf{R}_i(t)} - n_{\text{el}}(k, t) \right], \quad (3.1)$$

where N is the number of ions in the AIMD simulation cell, and $n_{\text{ion/el}}(k)$ are the Fourier components of the ion/electron density corresponding to instantaneous ionic positions $\{\mathbf{R}_i\}$. Recently it was found [41] that for the pressure-induced transformation from dielectric molecular fluid H_2 to metallic fluid hydrogen at high pressure, the long-wavelength asymptote of $S_{QQ}(k)$ reveals a non-monotonous dependence, which was suggested to be an evidence of under-screened ions existing in the transition region. The long-range Coulomb interaction between under-screened ions should cause the k^2 long-wavelength asymptote of $S_{QQ}(k)$. In figure 2 we show the observed long-wavelength asymptotes of the total charge factor $S_{QQ}(k)$ for Hg fluid at the studied densities along the isothermal line $T = 1750 \text{ K}$. As one can see there is observed a behavior very similar to the case of MNM transition in fluid hydrogen. Right in the region of densities where the gap in electronic DOS appears one observes a drop in the apparent exponent of $S_{QQ}(k \rightarrow 0) \sim k^m$, while in the metallic region and at the two lowest densities one has a well-defined $\sim k^4$ asymptote. Such a behavior of the exponent makes evidence of the existing under-screened ions in the region of the MNM transition in the fluid Hg.

The structural properties such as pair distribution functions $g(r)$ and static structure factors $S(k)$ are changing with density smoothly as one can see in figure 3. No features were observed in the region of densities $9.0\text{--}9.5 \text{ g/cm}^3$, where the MNM transition is located, although the X-ray diffraction experiments [57] indicated that possible emergence of Hg dimers can take place as the critical point on the phase diagram is approached. In our AIMD simulations we did not observe more-less stable Hg associates at low densities.

We begin the analysis of the elastic properties with the shear-stress autocorrelation functions $\psi(t)$ for liquid Hg along the isothermal line $T = 1750 \text{ K}$, where $\psi(t)$ is defined as follows

$$\psi(t) = \frac{V}{k_B T} \langle \sigma_{xy}(t) \sigma_{xy}(0) \rangle.$$

The initial value of this function is the high-frequency shear modulus G_∞

$$G_\infty \equiv \frac{V}{k_B T} \langle \sigma_{xy}(0) \sigma_{xy}(0) \rangle.$$

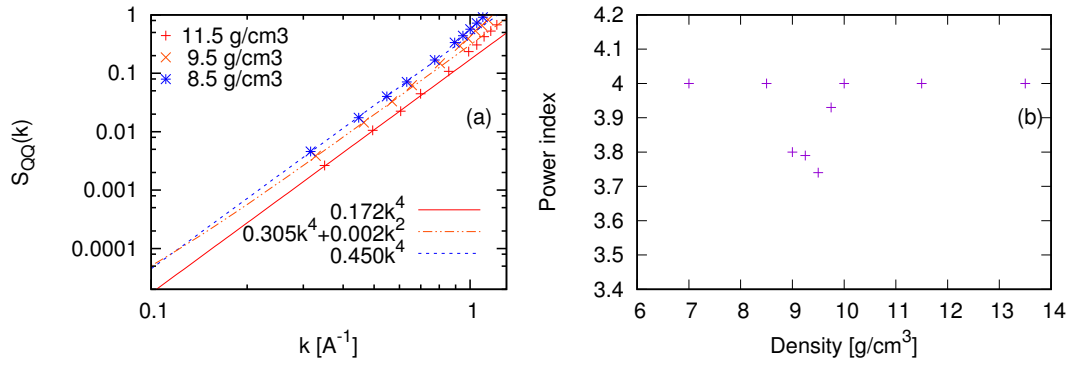


Figure 2. (Colour online) Long-wavelength behavior of the charge-charge structure factor $S_{QQ}(k)$ for three densities of liquid Hg at 1750 K (a) and the apparent exponent of the long-wavelength asymptote of charge-charge structure factors at the smallest wave numbers for all densities studied (b).

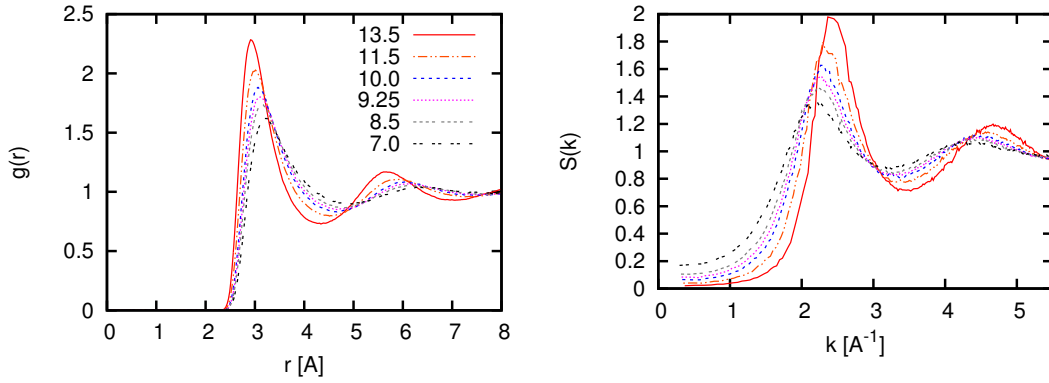


Figure 3. (Colour online) Pair distribution functions $g(r)$ and static structure factors $S(k)$ at six densities of liquid Hg at 1750 K.

Here, $\sigma_{ij}(t)$ are the fluctuations of the stress tensor components during the MD runs, and the shear-stress autocorrelation functions are defined via off-diagonal components of the stress tensor, which fluctuate around zero value, i.e., $\langle \sigma_{xy} \rangle = 0$.

In the studied range of densities the G_∞ increases monotonously with density (see figure 4). On the other hand, the time dependence of the shear-stress autocorrelation functions varies smoothly with density showing almost an exponential decay to zero. The only exception takes place for the density $\rho = 9.25$ g/cm³, for which the shear-stress autocorrelation function contains a negative tail while the short-time behavior changes smoothly with density and does not show any feature for that density point.

The Green–Kubo integral over the shear-stress autocorrelation functions results in the shear viscosity η_s

$$\eta_s = \int_0^\infty \psi(t) dt = \frac{V}{k_B T} \int_0^\infty \langle \sigma_{xy}(t) \sigma_{xy}(0) \rangle dt.$$

This integral implies that the shear viscosity at $\rho = 9.25$ g/cm³ should deviate from the smooth monotonous density dependence. Indeed, the calculated shear viscosities, shown in figure 5, show a slight drop of η_s at $\rho = 9.25$ g/cm³.

The Maxwell relaxation time in liquids, which is the characteristic time of shear stress relaxation, is

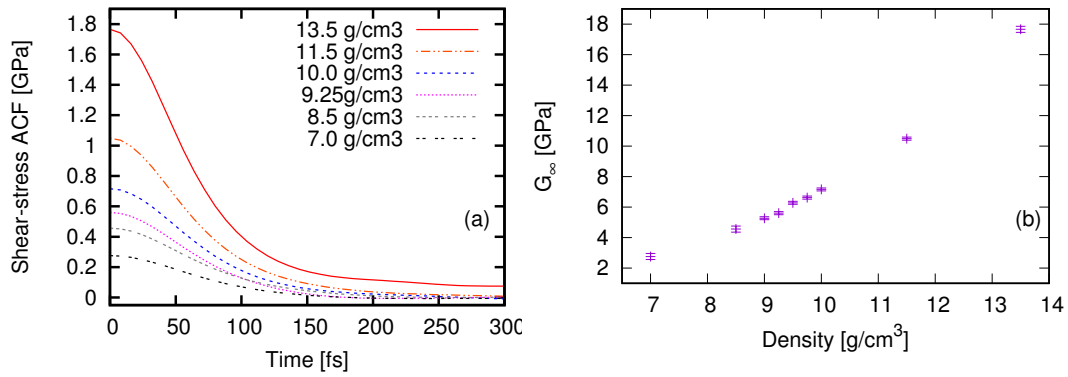


Figure 4. (Colour online) Density dependence of the shear-stress autocorrelation functions $\psi(t)$ for liquid Hg at 1750 K (a) and of the high-frequency shear modulus $G_\infty = \psi(t=0)$ (b).

defined by the ratio

$$\tau_M = \frac{\eta_s}{G_\infty} \equiv \frac{1}{\psi(0)} \int_0^\infty \psi(t) dt \equiv \tau_{\text{corr}}.$$

In fact, the Maxwell relaxation time is the correlation time of shear-stress autocorrelations. Calculating the shear viscosity and the high-frequency shear modulus directly from *ab initio* simulations in a wide range of densities, one may calculate the Maxwell relaxation time at crossing the MNM transition line. At present it is not clear whether the Maxwell relaxation time would show any specific feature at the MNM transition. As a consequence of non-monotonous density dependence of η_s and monotonous one of G_∞ , the Maxwell relaxation time reveals a drop right in the region of density $\rho = 9.25 \text{ g/cm}^3$ (see figure 5b).

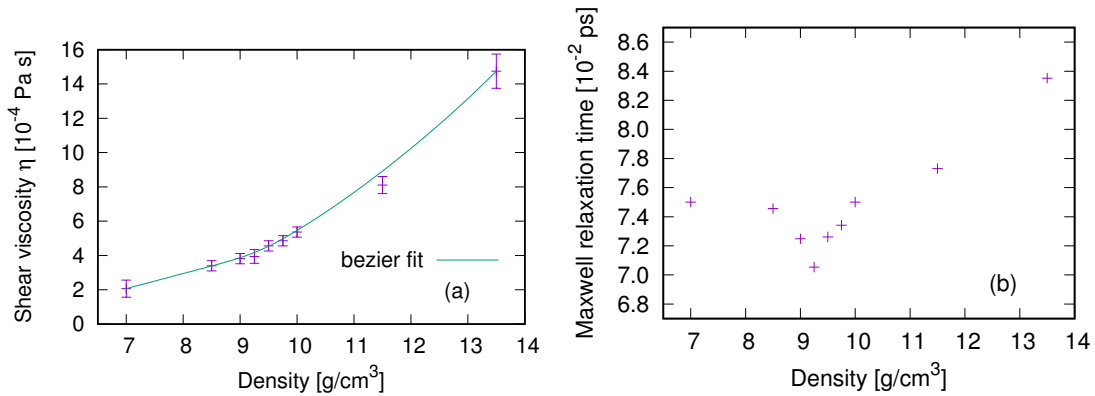


Figure 5. (Colour online) Density dependence of the shear viscosity η_s and Maxwell relaxation time τ_M for liquid Hg at 1750 K.

A specific feature of collective dynamics in liquids is the existence of viscoelastic transition, when on macroscopic scales (in the long-wavelength region, or, in the hydrodynamic regime) only collective processes caused by fluctuations of conserved quantities define the dynamic response, while on the spatial nano- and shorter scales, the atomistic structure causes a typical elastic response like in solids. For collective excitations, the viscoelastic transition is observed in the existence of two characteristic propagation speeds: adiabatic speed of sound c_s in the long-wavelength limit and high-frequency speed c_∞ . The latter can be estimated from simulations using the relation (2.5). For transverse dynamics, the

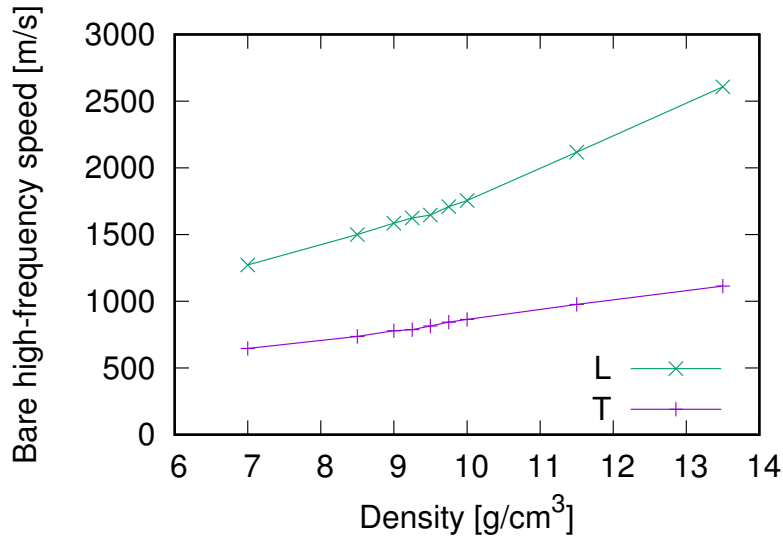


Figure 6. (Colour online) Density dependence of the high-frequency speeds of non-damped L and T excitations (“bare” excitations) for liquid Hg at 1750 K.

high-frequency speed undamped of transverse excitations can be calculated as

$$c_{\infty}^T = \sqrt{\frac{G_{\infty}}{\rho}}.$$

The density dependence of the high-frequency longitudinal and transverse speed of “bare” (undamped) collective excitations in the studied density range of fluid Hg is shown in figure 6. One can see that both L and T dependencies contain a kind of a kink as a function of the density, corresponding to the emergence of the gap in EDOS.

The estimation of the adiabatic speed of sound from computer simulations is a demanding task. Usually, one needs to estimate it from heat density fluctuations sampled in computer simulations, in particular on the estimates of the k -dependent ratio of specific heat $\gamma(k)$ and the long-wavelength limit of the smooth k -dependence of $\gamma(k)/S(k)$ [58]. However, this methodology is extremely problematic to be applied in connection with *ab initio* simulations, although a special fitting procedure was proposed in reference [55]. Here, we apply a new approach using a relation (2.1), which was shown to yield robust results for many simple and binary liquids [54]. The density dependence of c_s for fluid Hg at 1750 K in figure 7 shows a plateau in the region of the metal-nonmetal transition, a feature mentioned before in the simulation study [19] and an analysis of ultrasonic experiments [59].

An interesting issue is the behavior of dispersion of acoustic excitations in the region of MNM transition. As mentioned in the Methodology section, we estimated the dispersion by two approaches: purely numerical one via peak positions of the current spectral function $C^L(k, \omega)$ and a theoretical one via the imaginary part of sound eigenmodes of the generalized hydrodynamic matrix $\mathbf{T}(\mathbf{k})$ at the wave numbers k sampled in AIMD. A good quality of theoretical description of collective dynamics in liquid Hg can be verified in figure 8, where the AIMD-derived density-density and current-current time correlation functions at the density 9.5 g/cm³ and wave number $k = 0.464 \text{ \AA}^{-1}$ are well recovered by the theoretical curves which are separable sums of contributions from dynamic eigenmodes of the generalized hydrodynamic matrix $\mathbf{T}(\mathbf{k})$ [52, 53].

The dispersion of longitudinal collective excitations at two densities, 13.5 g/cm³ and 9.5 g/cm³ of fluid Hg, is shown in figure 9. One can see that in the long-wavelength region, the estimated dispersion [plus symbols — imaginary part of complex eigenvalues of the generalized hydrodynamic matrix and cross symbols with error bars — peaks of the longitudinal current spectral function $C^L(k, \omega)$] practically matches the linear dispersion law $\omega_{\text{hyd}}(k) = c_s k$ with the adiabatic speed of sound estimated from

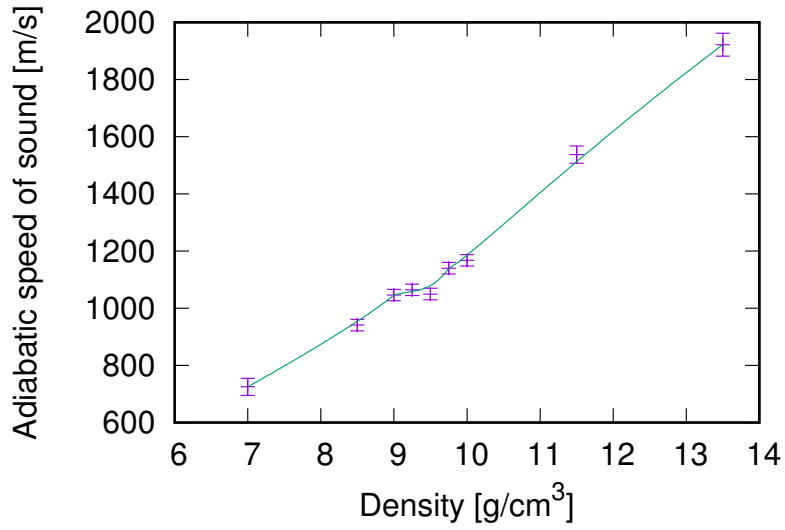


Figure 7. (Colour online) Density dependence of the adiabatic speed of sound for liquid Hg at 1750 K, calculated from equation 2.1.

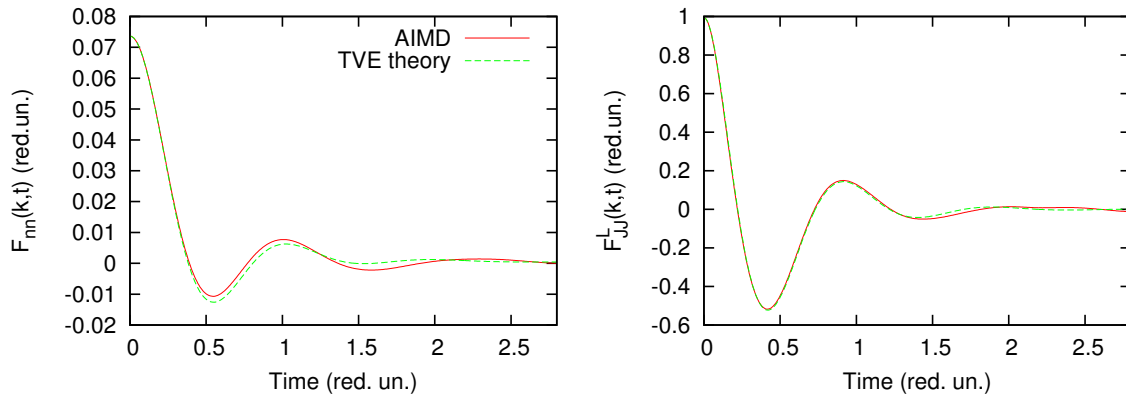


Figure 8. (Colour online) Recovering the AIMD-derived density-density $F_{nn}(k, t)$ and longitudinal current-current $F_{JJ}^L(k, t)$ time correlation functions by the TVE theory for the density 9.5 g/cm³ at wave number $k = 0.464 \text{ \AA}^{-1}$.

expression (2.1). Another straight line in figure 9 corresponds to a linear dispersion with propagation speed being the high-frequency speed c_∞ . The theoretical prediction via the dynamic eigenvalues is in very good agreement with the purely numerical estimation of the dispersion of collective excitations via $C^L(k, \omega)$, which was obtained from numerical Fourier transformation of the longitudinal current-current time correlation function and therefore contained the error bars shown in figure 9. For all the studied densities of fluid Hg, we observed a positive deviation of the dispersion of collective excitations from the linear hydrodynamic dispersion law. It is seen in figure 9b that the PSD close to the MNM transition region is $\sim 20\%$. Extended AIMD simulations are needed to reduce the error bars of the apparent dispersion of collective excitations in order to observe the correct behavior of the PSD as a function of density, especially in the region of MNM transition.

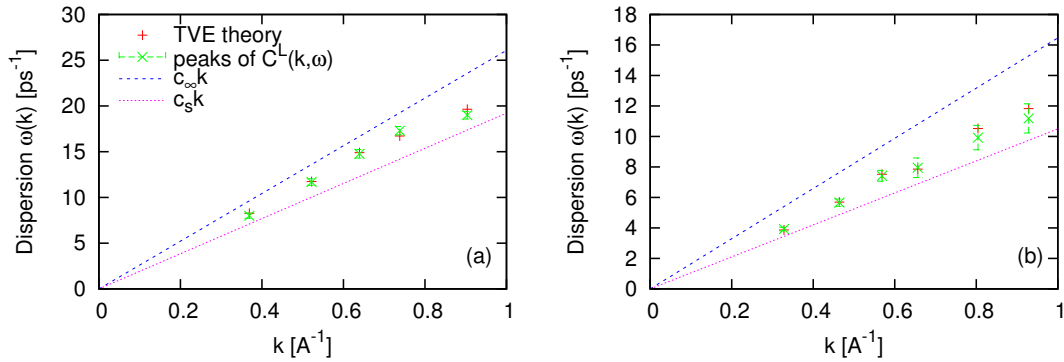


Figure 9. (Colour online) Dispersion of collective excitations in the first pseudo-Brillouin zone for two densities of fluid Hg: 13.5 g/cm³ (a) and 9.5 g/cm³ (b). Theoretical dispersion via eigenvalues of the thermo-viscoelastic (TVE) model (symbols plus) is compared with purely numerical estimates via the peak positions of longitudinal current spectral function $C^L(k, \omega)$ (symbols cross with error bars). The linear dispersion laws with high-frequency c_∞ and adiabatic c_s speeds of sound are shown by lines.

4. Conclusion

We performed *ab initio* simulations of the fluid Hg at $T = 1750$ K covering the density range 7.0–13.5 g/cm³. Our simulations and theoretical analysis of collective dynamics led to the following conclusions:

- i. We located the metal-semimetal transition in fluid Hg to occur at density $\rho = 9.25$ g/cm³ as at the density when in the electronic density of states there emerged a gap;
- ii. From the behavior of total charge fluctuations, we observed a change in the screening properties of ions by electron density in the region of densities 9.0–9.75 g/cm³. At higher densities, almost perfect metallic screening takes place, while at densities lower than 9.0 g/cm³, the fluid Hg can be treated as a collection of neutral atoms;
- iii. We observed a small plateau in the density dependence of the adiabatic speed of sound, which was located at densities 9.0–9.5 g/cm³, while in the high-frequency speed of sound the plateau was absent, although a possible kink at $\rho = 9.25$ g/cm³ can be observed;
- iv. The Maxwell relaxation time shows a non-monotonous behavior in the region $\rho = 9.0$ –9.75 g/cm³, although its changes vs. density are very small;
- v. For all the studied densities of Hg fluid, we observed a positive deviation of the dispersion of collective excitations from the hydrodynamic dispersion law.

Acknowledgements

TB was supported by the National Research Foundation of Ukraine Project No. 2023.05/0019. The calculations have been performed using the *ab initio* total-energy and molecular dynamics program VASP (Vienna ab-initio simulation program) developed at the Institute für Materialphysik of the Universität Wien [43–46].

References

1. Mott N. F., Rev. Mod. Phys., 1968, **40**, 677, doi:10.1103/RevModPhys.40.677.
2. Hensel F., Warren Jr. W. W., Fluid Metals, Princeton University Press, Princeton, 1999.
3. Bonev S., Schwegler E., Ogitsu T., Galli G., Nature, 2004, **431**, 669, doi:10.1038/nature02968.
4. Tamblyn I., Bonev S., Phys. Rev. Lett., 2010, **104**, 065702, doi:10.1103/PhysRevLett.104.065702.
5. Weir S. T., Mitchell A. C., Nellis W. J., Phys. Rev. Lett., 1996, **76**, 1860, doi:10.1103/PhysRevLett.76.1860.
6. Kajihara Y., Inui M., Ohara K., Matsuda K., J. Phys.: Condens. Matter, 2020, **32**, 274001, doi:10.1088/1361-648X/ab7d66.
7. Kobayashi K., Sekikawa T., Maruyama K., J. Non-Cryst. Solids, 2021, **553**, 120468, doi:10.1016/j.jnoncrysol.2020.120468.
8. Scandolo S., PNAS, 2003, **100**, 3051, doi:10.1073/pnas.0038012100.
9. Nellis W. J., Rep. Prog. Phys., 2006, **69**, 1479, doi:10.1088/0034-4885/69/5/R05.
10. Morales M. A., Pierleoni C., Schwegler E., Ceperley D. M., PNAS, 2010, **107**, 12799, doi:10.1073/pnas.1007309107.
11. Raty J.-Y., Schwegler E., Bonev S. A., Nature, 2007, **449**, 448–451, doi:10.1038/nature06123.
12. Bryk T., De Panfilis S., Gorelli F. A., Gregoryanz E., Krisch M., Ruocco G., Santoro M., Scopigno T., Seitsonen A. P., Phys. Rev. Lett., 2013, **111**, 077801, doi:10.1103/PhysRevLett.111.077801.
13. Bryk T., Klevets I., Ruocco G., Scopigno T., Seitsonen A. P., Phys. Rev. B, 2014, **90**, 014202, doi:10.1103/PhysRevB.90.014202.
14. Kresse G., Hafner J., Phys. Rev. B, 1997, **55**, 7539, doi:10.1103/PhysRevB.55.7539.
15. Tamura K., Inui M., Matsuda K., Ishikawa D., J. Non-Cryst. Solids, 2007, **353**, 3348, doi:10.1016/j.jnoncrysol.2007.05.124.
16. Inui M., Matsuda K., Ishikawa D., Tamura K., Ohishi Y., Phys. Rev. Lett., 2007, **98**, 185504, doi:10.1103/PhysRevLett.98.185504.
17. Calderín L., González L. E., González D. J., J. Phys.: Condens. Matter, 2011, **23**, 375105, doi:10.1088/0953-8984/23/37/375105.
18. Calderin L., González L. E., González D. J., Eur. Phys. J. Spec. Topics, 2011, **196**, 27, doi:10.1140/epjst/e2011-01415-2.
19. Munejiri S., Shimojo F., Hoshino K., J. Phys.: Condens. Matter, 1998, **10**, 4963, doi:10.1088/0953-8984/10/23/005.
20. Bove L. E., Sacchetti F., Petrillo C., Dorner B., Formisano F., Sampoli M., Barocchi F., Philos. Mag. B, 2002, **82**, 365, doi:10.1080/13642810208221316.
21. Hosokawa S., Sinn H., Hensel F., Alatas A., Alp E. E., Pilgrim W.-C., J. Non-Cryst. Solids, 2002, **312–314**, 163, doi:10.1016/S0022-3093(02)01677-0.
22. Bove L. E., Sacchetti F., Petrillo C., Dorner B., Formisano F., Sampoli M., Barocchi F., J. Non-Cryst. Solids, 2002, **307–310**, 842, doi:10.1016/S0022-3093(02)01529-6.
23. Ishikawa D., Inui M., Matsuda K., Tamura K., Tsutsui S., Baron A. Q. R., Phys. Rev. Lett., 2004, **93**, 097801, doi:10.1103/PhysRevLett.93.097801.
24. Bomont J.-M., J. Chem. Phys., 2006, **124**, 054504, doi:10.1063/1.2166384.
25. Yamane A., Shimojo F., Hoshino K., J. Phys. Soc. Jpn., 2006, **75**, 124602, doi:10.1143/JPSJ.75.124602.
26. Hoshino K., Tanaka S., Shimojo F., J. Non-Cryst. Solids, 2007, **353**, 3389, doi:10.1016/j.jnoncrysol.2007.05.089.
27. Kobayashi K., Kajikawa H., Hiejima Y., Hoshino T., Yao M., J. Non-Cryst. Solids, 2007, **353**, 3362, doi:10.1016/j.jnoncrysol.2007.05.084.
28. Bomont J.-M., Bretonnet J.-L., Gonzalez D. J., Gonzalez L. E., Phys. Rev. B, 2009, **79**, 144202, doi:10.1103/PhysRevB.79.144202.
29. Calderin L., González L. E., González D. J., J. Chem. Phys., 2009, **130**, 194505, doi:10.1063/1.3137582.
30. Ayrihac S., Gauthier M., Bove L. E., Morand M., Le Marchand G., Bergame F., Philippe J., Decremps F., J. Chem. Phys., 2014, **140**, 244201, doi:10.1063/1.4882695.
31. Landau L. D., Zeldovich Ya. B., Acta Phys.-Chim. USSR, 1943, **18**, 194.

32. Inui M., Hong X., Tamura K., Phys. Rev. B, 2003, **68**, 094108, doi:10.1103/PhysRevB.68.094108.
33. Maruyama K., Endo H., Hoshino H., Hensel F., Phys. Rev. B, 2009, **80**, 014201, doi:10.1103/PhysRevB.80.014201.
34. Ruland W., Hensel F., J. Appl. Crystallogr., 2010, **43**, 244, doi:10.1107/S0021889809055113.
35. Rademann K., Kaiser B., Even U., Hensel F., Phys. Rev. Lett., 1987, **59**, 2319, doi:10.1103/PhysRevLett.59.2319.
36. Haberland H., Kornmeier H., Langosch H., Oschwald M., Tanner G., J. Chem. Soc. Faraday Trans., 1990, **86**, 2473, doi:10.1039/FT9908602473.
37. Haberland H., von Issendorff B., Yufeng J., Kolar T., Thanner G., Z. Phys. D: At. Mol. Clusters, 1993, **26**, 8, doi:10.1007/BF01429096.
38. Bakai O., Bratchenko M., Dyuldy S., J. Mol. Liq., 2018, **260**, 245, doi:10.1016/j.molliq.2018.03.068.
39. Inui M., Ishikawa D., Matsuda K., Tamura K., Tsutsui S., Baron A. Q. R., J. Phys. Chem. Solids, 2005, **66**, 2223, doi:10.1016/j.jpcs.2005.09.021.
40. Bryk T., Mryglod I., Scopigno T., Ruocco G., Gorelli F., Santoro M., J. Chem. Phys., 2010, **133**, 024502, doi:10.1063/1.3442412.
41. Bryk T., Pierleoni C., Ruocco G., Seitsonen A. P., J. Mol. Liq., 2020, **312**, 113274, doi:10.1016/j.molliq.2020.113274.
42. Massobrio C., Pasquarello A., Phys. Rev. B, 2003, **68**, 020201, doi:10.1103/PhysRevB.68.020201.
43. Kresse G., Hafner J., Phys. Rev. B, 1993, **47**, 558, doi:10.1103/PhysRevB.47.558.
44. Kresse G., Hafner J., Phys. Rev. B, 1994, **49**, 14251, doi:10.1103/PhysRevB.49.14251.
45. Kresse G., Furthmüller J., Comput. Mat. Sci., 1996, **6**, 15, doi:10.1016/0927-0256(96)00008-0.
46. Kresse G., Furthmüller J., Phys. Rev. B, 1996, **54**, 11169, doi:10.1103/PhysRevB.54.11169.
47. Blöchl P. E., Phys. Rev. B, 1994, **50**, 17953, doi:10.1103/PhysRevB.50.17953.
48. Kresse G., Joubert D., Phys. Rev. B, 1999, **59**, 1758, doi:10.1103/PhysRevB.59.1758.
49. Perdew J. P., Burke K., Ernzerhof M., Phys. Rev. Lett., 1996, **77**, 3865, doi:10.1103/PhysRevLett.77.3865).
50. Hansen J.-P., McDonald I. R., Theory of Simple Liquids, Academic Press, London, 1986.
51. Boon J.-P., Yip S., Molecular Hydrodynamics, McGraw-Hill, New-York, 1980.
52. Mryglod I. M., Omelyan I. P., Tokarchuk M. V., Mol. Phys., 1995, **84**, 235, doi:10.1080/00268979500100181.
53. de Schepper I. M., Cohen E. G. D., Bruin C., van Rijs J. C., Montfrooij W., de Graaf L. A., Phys. Rev. A, 1988, **38**, 271, doi:10.1103/PhysRevA.38.271.
54. Bryk T., Ruocco G., Seitsonen A. P., Sci. Rep., 2023, **13**, 18042, doi:10.1038/s41598-023-45338-2.
55. Bryk T., Ruocco G., Mol. Phys., 2013, **111**, 3457, doi:10.1080/00268976.2013.838313.
56. Bryk T., Kopcha M., Ruocco G., J. Mol. Liq., 2023, **387**, 122622, doi:10.1016/j.molliq.2023.122622.
57. Tamura K., Inui M., Nakaso I., Oh'ishi Y., Funakoshi K., Utsumi W., J. Phys.: Condens. Matter, 1998, **10**, 11405, doi:10.1088/0953-8984/10/49/027.
58. Bryk T., Gorelli F. A., Ruocco G., Santoro M., Scopigno T., Phys. Rev. E, 2014, **90**, 042301, doi:10.1103/PhysRevE.90.042301.
59. Okada K., Odawara A., Yao M., Rev. High Pressure Sci. Technol., 1998, **7**, 736, doi:10.4131/jshpreview.7.736.

Пружні властивості флюїду ртуті в області переходу метал-неметал: Дослідження методом *ab initio* моделювання

Т. Брик^{1,2}, О. Бакай³, А. П. Сейтсонен⁴

¹ Інститут фізики конденсованих систем НАН України, 79011 Львів, Україна,

² Інститут прикладної математики та фундаментальних наук, Національний університет "Львівська Політехніка", 79013 Львів, Україна,

³ Інститут теоретичної фізики ім. Ахієзера, ННЦ "Харківський фізико-технічний інститут" НАН України, 61108 Харків, Україна,

⁴ Хімічний факультет, Вища нормальна школа, 24 вул. Льомон, 75005 Париж, Франція,

Ми повідомляємо про дослідження методом *ab initio* молекулярної динаміки флюїду ртуті при температурі 1750 K в області густин 7–13.5 г/см³. Вздовж цієї ізотермічної лінії ми виконали аналіз флуктуацій повної зарядової густини, який засвідчив про екранування типу нейтральних атомів у флюїді Hg при густинах менших за 9.25 г/см³, що практично співпадає з появою щілини в електронній густині станів. Високочастотні об'ємний та зсувний модулі, високочастотна та адіабатична швидкості звуку, зсувна в'язкість, Максвелівський час релаксації та дисперсія колективних збуджень аналізуються як функція густини вздовж ізотермічної лінії.

Ключові слова: пружні властивості, рідини, поширення звуку, *ab initio* молекулярна динаміка