

# A BI-ORTHOGONAL STRUCTURE-PRESERVING EIGENSOLVER FOR LARGE-SCALE LINEAR RESPONSE EIGENVALUE PROBLEM

YU LI <sup>†</sup>, ZIJING WANG <sup>‡</sup>, AND YONG ZHANG <sup>§¶</sup>

**Abstract.** The linear response eigenvalue problem, which arises from many scientific and engineering fields, is quite challenging numerically for large-scale sparse/dense system, especially when it has zero eigenvalues. Based on a direct sum decomposition of biorthogonal invariant subspaces and the minimization principles in the biorthogonal complement, using the structure of generalized nullspace, we propose a Bi-Orthogonal Structure-Preserving subspace iterative solver, which is stable, efficient, and of excellent parallel scalability. The biorthogonality is of essential importance and created by a modified Gram-Schmidt biorthogonalization (MGS-Biorth) algorithm. We naturally deflate out converged eigenvectors by computing the rest eigenpairs in the biorthogonal complementary subspace without introducing any artificial parameters. When the number of requested eigenpairs is large, we propose a moving mechanism to compute them *batch by batch* such that the projection matrix size is small and independent of the requested eigenpair number. For large-scale problems, one only needs to provide the matrix-vector product, thus waiving explicit matrix storage. The numerical performance is further improved when the matrix-vector product is implemented using parallel computing. Ample numerical examples are provided to demonstrate the stability, efficiency, and parallel scalability.

**Key word.** linear response eigenvalue problem, biorthogonal invariant subspace, modified Gram-Schmidt biorthogonalization algorithm, generalized nullspace, parallel computing

**1. Introduction.** In quantum physics and chemistry, the random phase approximation (RPA) is a theoretical framework used to elucidate the excitation states (energies) of physical systems during the investigation of collective motion in many-particle systems [26, 42, 43]. For example, the characterization of excitation states and energies is frequently articulated through the utilization of the Bethe-Salpeter equation (BSE) [32, 36], and the Bogoliubov-de Gennes equations (BdG) are commonly employed for the description of collective motion and excitations [7, 9, 22]. An essential problem within the realm of RPA pertains to the computation of the first few smallest positive eigenvalues and the corresponding eigenvectors of the following eigenvalue problem

$$(1.1) \quad \begin{bmatrix} A & B \\ -B & -A \end{bmatrix} \begin{bmatrix} u \\ v \end{bmatrix} = \lambda \begin{bmatrix} u \\ v \end{bmatrix},$$

where  $A, B \in \mathbb{R}^{n \times n}$  are both symmetric matrices and  $u, v \in \mathbb{R}^n$  are column vectors. By performing a change of variables  $u = y + x$ ,  $v = y - x$ , the eigenvalue problem (1.1)

---

\*This work was partially supported by the National Natural Science Foundations of China under No.12271395 (Yu Li) and No.12271400 (Yong Zhang). Zijing Wang was partially supported by the Strategic Priority Research Program of the Chinese Academy of Sciences (XDB0640000, XDB0640300, XDB0620203), National Natural Science Foundations of China (No.1233000214), Science Challenge Project (TZ2024009), State Key Laboratory of Mathematical Sciences, CAS.

<sup>†</sup>Coordinated Innovation Center for Computable Modeling in Management Science, Tianjin University of Finance and Economics, Tianjin, 300222, China. (liyu@tjufe.edu.cn).

<sup>‡</sup>State Key Laboratory of Mathematical Sciences, Academy of Mathematics and Systems Science, Chinese Academy of Sciences, Beijing, 100190, School of Mathematical Sciences, University of Chinese Academy of Sciences, Beijing, 100049, China. (zjwang@lsec.cc.ac.cn).

<sup>§</sup>Center for Applied Mathematics and KL-AAGDM, Tianjin University, Tianjin, 300072, China. (Zhang\_Yong@tju.edu.cn).

<sup>¶</sup>Corresponding author.

can be transformed equivalently into the linear response eigenvalue problem (LREP)

$$(1.2) \quad H \begin{bmatrix} y \\ x \end{bmatrix} = \lambda \begin{bmatrix} y \\ x \end{bmatrix} \quad \text{with } H = \begin{bmatrix} O & K \\ M & O \end{bmatrix},$$

where  $K = A - B$  and  $M = A + B$ . In many physical problems [7, 9, 22], one of these two matrices is positive semi-definite. Without loss of generality, we assume that matrix  $K$  is symmetric positive semi-definite (SPSD) and the other matrix  $M$  is symmetric positive definite (SPD).

Many methods have been proposed to compute LREP (1.2). Bai et al. present minimization principles and develop a locally optimal block preconditioned 4-d conjugate gradient (LOBP4dCG) method based on a structure-preserving subspace projection [1, 2, 3, 4, 27]. Lanczos-type algorithm, along with its variations and extensions [8, 33, 38, 40] and the block Chebyshev-Davidson method [41] are also employed. Meanwhile, this nonsymmetric eigenvalue problem can be transformed into an eigenvalue problem that involves the product of two matrices  $K$  and  $M$ . Because  $KM$  is self-adjoint with respect to the inner product induced by SPD matrix  $M$ , defined as  $x^\top My$  for  $x, y \in \mathbb{R}^n$ , this product eigenvalue problem can be solved by a modified Davidson algorithm and a modified locally optimal block preconditioned conjugate gradient (LOBPCG) algorithm [45]. A FEAST algorithm based on complex contour integration for the linear response eigenvalue problem is presented in [39]. For dense structured LREP (1.2), Shao and Benner et al. propose efficient structure-preserving parallel algorithms with ScaLAPACK [6, 34].

For large-scale system, computing eigenpairs all at once is extremely challenging in terms of memory requirement, complexity and notorious slow convergence or even divergence. The deflation mechanism is introduced to alleviate such difficulties by deducting converged eigenvectors from subsequent search subspace so that the following computation is not affected by converged eigenpairs. In [4], the deflation mechanism is implemented by a low-rank update to  $K$  with parameter  $\xi$ , which is determined using *a priori* spectral distribution of  $H$ . While, in this article, we deflate converged eigenpairs by using the inherent biorthogonal structure of eigenspaces associated with matrix  $H$ , waiving any artificial parameters.

To be specific, eigenvectors of  $H$  associated with eigenvalues of different magnitudes, denoted as  $\begin{bmatrix} y_i \\ x_i \end{bmatrix}$  with  $i = 1, 2$ , are biorthogonal to each other, i.e.,  $x_1^\top y_2 = y_1^\top x_2 = 0$ . Therefore, it is possible to decompose the finite-dimension space  $\mathbb{R}^{2n}$  into a direct sum of biorthogonal invariant subspaces, an analog of the orthogonal direct sum decomposition for real symmetric eigenvalue problems [18, 19, 46]. Preserving such biorthogonality on the discrete level is very important to guarantee convergence. With help of the stable biorthogonalization procedure, namely modified Gram-Schmidt biorthogonalization algorithm (MGS-Biorth), biorthogonality is created numerically and convergence is reached within about a few iterations.

Such biorthogonality provides a natural mechanism to deflate out converged eigenvectors, including those lying in the generalized nullspace, by minimizing the trace functional in their biorthogonal complementary subspace. Thus, no artificial parameters are introduced in our deflation mechanism. The biorthogonal structure is preserved well throughout the algorithm, therefore, we name it as Bi-Orthogonal Structure-Preserving solver (BOSP for short).

As for the biorthogonalization algorithm, the earliest literature dates back to

1950 [17], where it was initially developed for solving eigenvalue problems by Lanczos. Later, the Lanczos biorthogonalization algorithm, an extension of the symmetric Lanczos algorithm for nonsymmetric matrices, has been extensively studied and applied to linear system and eigenvalue problems, and we refer to [24, 29, 30, 31] for an incomplete list. In this paper, we utilize MGS-Biorth algorithm due to its excellent performance in suppressing rounding errors, and it is more stable than the classical Gram-Schmidt biorthogonalization algorithm (CGS-Biorth).

Spatial discretization of high-dimension partial differential equation problems often leads to large-scale sparse or dense problems, for example, the finite element methods or spectral methods, and the degrees of freedom might easily soar to millions or billions. Under such circumstances, explicit matrix storage is a very challenging task even for modern hardware architecture, therefore, it is imperative to develop a subspace iteration eigensolver where only the matrix-vector product is required. To this end, we design an interactive interface to help users provide matrix-vector product implementation, thus eliminating the need for any explicit matrix storage. The performance will be further elevated if the matrix-vector product is numerically accessed with better efficiency, for example, using CPU or GPU parallel implementation.

In real applications, the number of requested eigenpairs, denoted as  $n_e$ , might be very large, for example, as large as hundreds or thousands in quantum physics [21, 34]. We propose a novel moving mechanism to compute the eigenpairs *batch by batch*, where the number of eigenpairs in each batch, denoted as  $n_b$ , is smaller than  $n_e$  and set as  $n_b = \min\{n_e/5, 150\}$  by default. Such strategy allows for incremental and sequential extraction of eigenpairs in batches, thus, the projection matrix size is small, and, more importantly, independent of either degrees of freedom or the requested eigenpairs number. Therefore, for large  $n_e$  case, the memory requirement is greatly reduced and the overall efficiency is improved substantially. Similar mechanism has been applied to large-scale symmetric eigenvalue problems, and we refer the readers to [12, 18, 19, 46] for more details.

The rest of the paper is organized as follows. In Section 2, we introduce the basic theories of LREP and the biorthogonality of eigenvectors. In Section 3, we present MGS-Biorth algorithm and the BOSP algorithm, together with various modern techniques to optimize its numerical performance. In Section 4, we conduct comprehensive numerical tests to showcase the stability, efficiency, and parallel scalability. Some concluding remarks are given in the last section.

**2. Background.** In this section, we first recite some basic theoretical results on LREP (1.2), which are also presented in [1, 2, 4]. Then, a direct sum decomposition of biorthogonal invariant subspaces for  $\mathbb{R}^{2n}$  and the minimization principles in the biorthogonal complement are given, which serve as the cornerstone of our algorithm.

### 2.1. Basic theory.

LEMMA 2.1 (Symmetric real eigenvalue distribution). *Let  $\lambda$  be an eigenvalue of  $H$  in LREP (1.2), then*

- (i) *The eigenvalue  $\lambda$  is a real number, i.e.,  $\lambda \in \mathbb{R}$ .*
- (ii) *There exists a real eigenvector  $\begin{bmatrix} y \\ x \end{bmatrix} \in \mathbb{R}^{2n}$  associated with the eigenvalue  $\lambda$ .*
- (iii)  *$\{-\lambda; \begin{bmatrix} -y \\ x \end{bmatrix}\}$  is also an eigenpair of  $H$ .*
- (iv)  $\text{rank}(\lambda I - H) = n + \text{rank}(\lambda^2 I - KM)$ .

*Proof.* The eigenvalues of  $H$  are square roots of  $KM$  because

$$\det(\lambda I - H) = \det \begin{bmatrix} \lambda I & -K \\ -M & \lambda I \end{bmatrix} = \det \begin{bmatrix} O & -K + \lambda^2 M^{-1} \\ -M & \lambda I \end{bmatrix} = \det(\lambda^2 I - KM).$$

According to the fact that  $KM = M^{-1/2} (M^{1/2} K M^{1/2}) M^{1/2}$  is similar to a SPSD matrix  $M^{1/2} K M^{1/2}$ , it follows that all eigenvalues of  $KM$  are non-negative real numbers, which immediately implies that  $\lambda^2 \geq 0$ , i.e.,  $\lambda \in \mathbb{R}$ . Then there exists a real-valued eigenvector  $\begin{bmatrix} y \\ x \end{bmatrix} \in \mathbb{R}^{2n}$  associated with the eigenvalue  $\lambda$ . Moreover, it is easy to check that  $\begin{bmatrix} -y \\ x \end{bmatrix}$  is also an eigenvector with eigenvalue  $-\lambda$ . It is straightforward to verify (iv).  $\square$

For sake of presentation simplicity, we extend the definition of biorthogonality [30] and introduce the following terminologies.

**DEFINITION 2.2.** Two vectors  $\xi = \begin{bmatrix} y \\ x \end{bmatrix}$ ,  $\eta = \begin{bmatrix} z \\ w \end{bmatrix} \in \mathbb{R}^{2n}$  is said to be biorthogonal to each other if  $y^\top w = z^\top x = 0$ , and we shall denote such biorthogonality as  $\xi \perp \eta$ , where  $x, y, w, z \in \mathbb{R}^n$ .

**DEFINITION 2.3.** Vector  $\xi \in \mathbb{R}^{2n}$  is said to be biorthogonal to subspace  $\mathcal{V} \subset \mathbb{R}^{2n}$  if it is biorthogonal to all elements of  $\mathcal{V}$ , i.e.,  $\xi \perp \eta$ ,  $\forall \eta \in \mathcal{V}$ , and we shall denote it as  $\xi \perp \mathcal{V}$ . Similarly, two subspaces  $\mathcal{V}$  and  $\mathcal{W}$  are biorthogonal, denoted as  $\mathcal{V} \perp \mathcal{W}$ , if  $\xi \perp \eta$ ,  $\forall \xi \in \mathcal{V}, \eta \in \mathcal{W}$ .

**DEFINITION 2.4.** Matrice  $\begin{bmatrix} Y \\ X \end{bmatrix} \in \mathbb{R}^{2n \times m}$  are said to be biorthogonal to subspace  $\mathcal{V} \subset \mathbb{R}^{2n}$  if each column of  $\begin{bmatrix} Y \\ X \end{bmatrix}$  is biorthogonal to subspace  $\mathcal{V} \subset \mathbb{R}^{2n}$ , denoted as  $\begin{bmatrix} Y \\ X \end{bmatrix} \perp \mathcal{V}$ .

**DEFINITION 2.5.** Matrices  $X = [x_1, \dots, x_m]$  and  $Y = [y_1, \dots, y_m] \in \mathbb{R}^{n \times m}$  are said to be biorthogonal if each column of  $\begin{bmatrix} Y \\ X \end{bmatrix}$  is biorthogonal to the other columns and  $x_i^\top y_i = 1$ . Equivalently,  $X^\top Y = I_m$ .

Next, we derive the biorthogonal property of eigenvectors associated with eigenvalues of different magnitudes. For convenience, we denote  $\langle x, y \rangle := x^\top y$ ,  $\forall x, y \in \mathbb{R}^n$ .

**LEMMA 2.6** (Biorthogonality of eigenvectors). Assume  $\{\lambda_i; \begin{bmatrix} y_i \\ x_i \end{bmatrix}\}$ ,  $i = 1, 2$ , are eigenpairs of  $H$  in LREP (1.2) with  $|\lambda_1| \neq |\lambda_2|$ , then the eigenvectors are biorthogonal, that is,  $\begin{bmatrix} y_1 \\ x_1 \end{bmatrix} \perp \begin{bmatrix} y_2 \\ x_2 \end{bmatrix}$ .

*Proof.* Starting from equation (1.2), we know that  $MKx_i = \lambda_i^2 x_i$  and  $KMy_i = \lambda_i^2 y_i$ , for  $i = 1, 2$ . Then we have  $\lambda_1^2 \langle y_2, x_1 \rangle = \langle y_2, MKx_1 \rangle = \langle KMy_2, x_1 \rangle = \lambda_2^2 \langle y_2, x_1 \rangle$ ; therefore,  $(\lambda_1^2 - \lambda_2^2) \langle y_2, x_1 \rangle = 0$ , which implies  $\langle y_2, x_1 \rangle = 0$ . Similarly, we obtain  $\langle y_1, x_2 \rangle = 0$ .  $\square$

Since  $K$  is a SPSD matrix,  $H$  has zero eigenvalues. Next, we shall first investigate the nullspace of  $K$  and  $H$ , i.e.,  $\mathcal{N}(K) = \{x \in \mathbb{R}^n : Kx = \mathbf{0}\}$  and  $\mathcal{N}(H) = \{\xi \in \mathbb{R}^{2n} : H\xi = \mathbf{0}\}$ , and the generalized nullspace of  $H$ , which is defined by  $\mathcal{N}(H^{2n}) = \{\xi \in \mathbb{R}^{2n} : H^{2n}\xi = \mathbf{0}\}$ .

**LEMMA 2.7** (The generalized nullspace). When  $\dim(\mathcal{N}(K)) = r > 0$  and  $\mathcal{N}(K) = \text{span}\{x_1^0, \dots, x_r^0\}$ , we have

- (i) The nullspace of  $H$  is given explicitly as  $\mathcal{N}(H) = \text{span}\left\{\begin{bmatrix} \mathbf{0} \\ x_1^0 \end{bmatrix}, \dots, \begin{bmatrix} \mathbf{0} \\ x_r^0 \end{bmatrix}\right\}$  with  $Kx_i^0 = \mathbf{0}$ ,  $\forall i = 1, \dots, r$ .

(ii) The generalized nullspace of  $H$  is  $\mathcal{N}(H^{2n}) = \mathcal{N}(H) + \text{span}\left\{\begin{bmatrix} y_1^0 \\ \mathbf{0} \end{bmatrix}, \dots, \begin{bmatrix} y_r^0 \\ \mathbf{0} \end{bmatrix}\right\}$  with  $My_i^0 = x_i^0, \forall i = 1, \dots, r$ .

(iii) For non-zero eigenvalue  $\lambda$  with eigenvector  $\begin{bmatrix} y \\ x \end{bmatrix} \in \mathbb{R}^{2n}$ , we have  $\begin{bmatrix} y_i^0 \\ x_i^0 \end{bmatrix} \perp \begin{bmatrix} y \\ x \end{bmatrix}$ , i.e.,  $\langle y_i^0, x \rangle = \langle x_i^0, y \rangle = 0, \forall i = 1, \dots, r$ .

*Proof.* For (i), it is obviously that  $\text{rank}(H) = \text{rank}(K) + \text{rank}(M) = n - r + n = 2n - r$ . So  $\dim(\mathcal{N}(H)) = r$  and  $H \begin{bmatrix} \mathbf{0} \\ x_i^0 \end{bmatrix} = \begin{bmatrix} Kx_i^0 \\ \mathbf{0} \end{bmatrix} = \begin{bmatrix} \mathbf{0} \\ \mathbf{0} \end{bmatrix}, \forall i = 1, \dots, r$ .

For (ii), due to the fact that  $H^2 = \begin{bmatrix} K^M & O \\ O & MK \end{bmatrix}$  and  $H^3 = \begin{bmatrix} O & K^M \\ MK & O \end{bmatrix}$ , we have  $\text{rank}(H^2) = \text{rank}(KM) + \text{rank}(MK) = \text{rank}(K) + \text{rank}(K) = 2(n - r)$ , and  $\text{rank}(H^3) = \text{rank}(KMK) + \text{rank}(MKM) = 2(n - r)$ , because

$$\text{rank}(KMK) = \text{rank}((M^{1/2}K)^\top M^{1/2}K) = \text{rank}(M^{1/2}K) = \text{rank}(K) = n - r.$$

Moreover, it holds that  $\begin{bmatrix} K^M & O \\ O & MK \end{bmatrix} \begin{bmatrix} \mathbf{0} \\ x_i^0 \end{bmatrix} = \begin{bmatrix} \mathbf{0} \\ \mathbf{0} \end{bmatrix}$  and  $\begin{bmatrix} K^M & O \\ O & MK \end{bmatrix} \begin{bmatrix} y_i^0 \\ \mathbf{0} \end{bmatrix} = \begin{bmatrix} \mathbf{0} \\ \mathbf{0} \end{bmatrix}, \forall i = 1, \dots, r$ . Then, based on  $\text{rank}([y_1^0, \dots, y_r^0]) = \text{rank}([x_1^0, \dots, x_r^0]) = r$ , (ii) is proved.

For (iii), due to the facts that  $Kx = \lambda y$  and  $My = \lambda x$  with  $\lambda \neq 0$ , it follows that  $\langle x_i^0, y \rangle = \langle x_i^0, \frac{1}{\lambda}Kx \rangle = \langle Kx_i^0, \frac{1}{\lambda}x \rangle = 0$  and  $\langle y_i^0, x \rangle = \langle y_i^0, \frac{1}{\lambda}My \rangle = \langle My_i^0, \frac{1}{\lambda}y \rangle = \langle x_i^0, \frac{1}{\lambda}y \rangle = 0$ .  $\square$

**2.2. Direct sum decomposition and minimization principle.** The Jordan canonical form of  $H$  is given in [1] (Theorem 2.3), and it is equivalent to a direct sum decomposition of  $\mathbb{R}^{2n}$  into  $2(n - r) + r$  invariant subspaces, with each invariant subspace being associated with a Jordan block. Here, according to the biorthogonal property of eigenvectors of  $H$ , we decompose  $\mathbb{R}^{2n}$  into  $(n - r) + 1$  **biorthogonal** invariant subspaces (see Theorem 2.8), where  $\mathcal{V}_0$  corresponds to  $r$  Jordan blocks of order two with eigenvalue 0 (the generalized nullspace), and  $\mathcal{V}_i$  corresponds to 2 Jordan blocks of order one with eigenvalues  $\pm\lambda_i$  for  $i = 1, \dots, n - r$ . In essence, the Jordan canonical form algebraically formalizes the invariant subspace decomposition, while the decomposition provides a geometric understanding.

**THEOREM 2.8 (Direct sum decomposition).** Let  $H \in \mathbb{R}^{2n \times 2n}$  be given in (1.2) and  $\dim(\mathcal{N}(H)) = r > 0$ , then we have

$$(2.1) \quad \mathbb{R}^{2n} = \mathcal{V}_0 \oplus \mathcal{V}_1 \oplus \dots \oplus \mathcal{V}_{n-r},$$

where  $\mathcal{V}_0 = \text{span}\left\{\begin{bmatrix} \mathbf{0} \\ x_1^0 \end{bmatrix}, \dots, \begin{bmatrix} \mathbf{0} \\ x_r^0 \end{bmatrix}, \begin{bmatrix} y_1^0 \\ \mathbf{0} \end{bmatrix}, \dots, \begin{bmatrix} y_r^0 \\ \mathbf{0} \end{bmatrix}\right\}$  and  $\mathcal{V}_i = \text{span}\left\{\begin{bmatrix} \mathbf{0} \\ x_i \end{bmatrix}, \begin{bmatrix} y_i \\ \mathbf{0} \end{bmatrix}\right\}$ , for  $i = 1, \dots, n - r$ , are the invariant subspaces of  $H$  satisfying

$$(2.2) \quad H \begin{bmatrix} \mathbf{0} \\ x_i^0 \end{bmatrix} = \begin{bmatrix} \mathbf{0} \\ \mathbf{0} \end{bmatrix}, \quad H \begin{bmatrix} y_i^0 \\ \mathbf{0} \end{bmatrix} = \begin{bmatrix} \mathbf{0} \\ x_i^0 \end{bmatrix}, \quad \forall i = 1, \dots, r,$$

and

$$(2.3) \quad H \begin{bmatrix} y_i \\ x_i \end{bmatrix} = \lambda_i \begin{bmatrix} y_i \\ x_i \end{bmatrix}, \quad H \begin{bmatrix} -y_i \\ x_i \end{bmatrix} = -\lambda_i \begin{bmatrix} -y_i \\ x_i \end{bmatrix}, \quad \forall i = 1, \dots, n - r.$$

Here,  $0 < \lambda_1 \leq \lambda_2 \leq \dots \leq \lambda_{n-r}$  are all positive eigenvalues, and the biorthogonal property

$$(2.4) \quad [x_1^0, \dots, x_r^0, x_1, \dots, x_{n-r}]^\top [y_1^0, \dots, y_r^0, y_1, \dots, y_{n-r}] = I_n$$

holds, i.e.,  $\mathcal{V}_i \perp \mathcal{V}_j, \forall i \neq j$ .

*Proof.* Let the nullspace of  $K$  be  $\text{span}\{\tilde{x}_1^0, \dots, \tilde{x}_r^0\}$ , then there exist  $\tilde{y}_1^0, \dots, \tilde{y}_r^0 \in \mathbb{R}^n$  satisfying  $M\tilde{y}_i^0 = \tilde{x}_i^0, \forall i = 1, \dots, r$ . Thus, we obtain

$$[\tilde{x}_1^0, \dots, \tilde{x}_r^0]^\top [\tilde{y}_1^0, \dots, \tilde{y}_r^0] = [\tilde{y}_1^0, \dots, \tilde{y}_r^0]^\top M [\tilde{y}_1^0, \dots, \tilde{y}_r^0] = C^\top C,$$

where  $C \in \mathbb{R}^{r \times r}$  is an invertible matrix. It is easy to check that

$$(2.5) \quad [x_1^0, \dots, x_r^0] = [\tilde{x}_1^0, \dots, \tilde{x}_r^0] C^{-1}, \quad [y_1^0, \dots, y_r^0] = [\tilde{y}_1^0, \dots, \tilde{y}_r^0] C^{-1}$$

satisfy equation (2.2) and  $[x_1^0, \dots, x_r^0]^\top [y_1^0, \dots, y_r^0] = I_r$ . Similarly, using Lemma 2.1 and 2.6, we can prove that there exist  $x_1, \dots, x_{n-r}$  and  $y_1, \dots, y_{n-r}$  satisfying equation (2.3) and  $[x_1, \dots, x_{n-r}]^\top [y_1, \dots, y_{n-r}] = I_{n-r}$ . According to Lemma 2.7 (iii), equation (2.4) holds. Therefore, the direct sum decomposition (2.1) is proved.  $\square$

Based on the above direct sum decomposition (2.1), we construct the following minimization principles in the biorthogonal complement of  $\mathcal{V}_0 \oplus \dots \oplus \mathcal{V}_\ell$ , and provide a concise proof.

**THEOREM 2.9 (Minimization principles).** *For given  $k = 1, \dots, n - r$  and  $\ell = 0, 1, \dots, n - r - k$ , we have*

$$(2.6) \quad \sum_{i=1}^k \lambda_{\ell+i} = \min_{\substack{[V] \perp \mathcal{V}_0 \oplus \dots \oplus \mathcal{V}_\ell \\ U^\top V = I_k}} \frac{1}{2} \text{trace}(U^\top K U + V^\top M V).$$

*Proof.* We shall only prove the case in which all the eigenvalues are simple, and the case of multiple eigenvalues can be derived analogously. According to the direct sum decomposition of biorthogonal invariant subspaces of  $H$  in Theorem 2.8, for any  $[V] \in \mathbb{R}^{2n \times k}$ , there exist  $C_1, D_1 \in \mathbb{R}^{(r+\ell) \times k}$  and  $C_2, D_2 \in \mathbb{R}^{(n-r-\ell) \times k}$  such that

$$\begin{aligned} V &= [y_1^0, \dots, y_r^0, y_1, \dots, y_\ell] D_1 + [y_{\ell+1}, \dots, y_{n-r}] D_2, \\ U &= [x_1^0, \dots, x_r^0, x_1, \dots, x_\ell] C_1 + [x_{\ell+1}, \dots, x_{n-r}] C_2. \end{aligned}$$

If  $[V] \perp \mathcal{V}_0 \oplus \dots \oplus \mathcal{V}_\ell$ , then  $[x_1^0, \dots, x_r^0, x_1, \dots, x_\ell]^\top V$  and  $[y_1^0, \dots, y_r^0, y_1, \dots, y_\ell]^\top U$  are both zero matrices. Due to the biorthogonal property (2.4) and  $U^\top V = I_k$ , we obtain that  $C_1$  and  $D_1$  are both zero matrices, i.e., each column of  $[V]$  belong to  $\mathcal{V}_{\ell+1} \oplus \dots \oplus \mathcal{V}_{n-r}$ , and  $C_2^\top D_2 = I_k$ . Then we have

$$\begin{aligned} (2.7) \quad & \min_{\substack{[V] \perp \mathcal{V}_0 \oplus \dots \oplus \mathcal{V}_\ell \\ U^\top V = I_k}} \frac{1}{2} \text{trace}(U^\top K U + V^\top M V) \\ &= \min_{C_2^\top D_2 = I_k} \frac{1}{2} \text{trace}(C_2^\top \Lambda C_2 + D_2^\top \Lambda D_2). \end{aligned}$$

where  $\Lambda = \text{diag}\{\lambda_{\ell+1}, \dots, \lambda_{n-r}\}$ . According to first order necessary optimality condition, any extreme points  $C_2$  and  $D_2$  satisfies the Lagrangian system:

$$\Lambda C_2 - D_2 \Theta^\top = O, \quad \Lambda D_2 - C_2 \Theta = O, \quad C_2^\top D_2 = I_k,$$

where  $\Theta = (\theta_{ij})_{k \times k}$  and  $\theta_{ij}$  is the Lagrangian multiplier. It can be directly verified that the column space of  $C_2$  and  $D_2$  are the same  $k$ -dimensional invariant subspaces of  $\Lambda^2$ . Specifically, there exist two invertible matrices  $\hat{C}, \hat{D} \in \mathbb{R}^{k \times k}$  that satisfy

$C_2 = [e_{i_1}, \dots, e_{i_k}] \hat{C}$ ,  $D_2 = [e_{i_1}, \dots, e_{i_k}] \hat{D}$  and  $\hat{C}^\top \hat{D} = I_k$ , where  $e_{i_p}$  is the  $i_p$ -th column of the  $(n-r-\ell)$ -order identity matrix, and the sequence of integers  $\{i_1, \dots, i_k\}$  satisfy  $1 \leq i_1 < \dots < i_k \leq (n-r-\ell)$ .

Performing the singular value decomposition on matrix  $\hat{C} = Q\Sigma P^\top$ , we have  $\hat{D} = \hat{C}^{-\top} = Q\Sigma^{-1}P^\top$ . It is noticed that

$$\begin{aligned} \frac{1}{2} \text{trace}(C_2^\top \Lambda C_2 + D_2^\top \Lambda D_2) &= \frac{1}{2} \text{trace}(\hat{C}^\top \hat{\Lambda} \hat{C} + \hat{D}^\top \hat{\Lambda} \hat{D}) \\ &= \frac{1}{2} \text{trace}((\Sigma^2 + \Sigma^{-2})Q^\top \hat{\Lambda} Q) \geq \text{trace}(Q^\top \hat{\Lambda} Q) = \text{trace}(\hat{\Lambda}), \end{aligned}$$

where  $\hat{\Lambda} = \text{diag}\{\lambda_{\ell+i_1}, \dots, \lambda_{\ell+i_k}\}$ . So equation (2.7) has a lower bound  $\sum_{i=1}^k \lambda_{\ell+i}$  which is attained when  $C_2 = D_2 = \begin{bmatrix} I_k \\ 0 \end{bmatrix}$ . To sum up, equation (2.6) holds.  $\square$

*Remark 2.10* (Deflation mechanism). According to Theorem 2.9, we can compute  $\lambda_{\ell+i}$  for  $i = 1, \dots, k$  in the biorthogonal complement of the invariant subspaces  $\mathcal{V}_0 \oplus \dots \oplus \mathcal{V}_l$ . Such a deflation mechanism is similar to that for symmetric eigenvalue problems in [12, 18], and *does not* require any *a priori* spectral distribution of  $H$ .

*Remark 2.11* (Numerical computation of generalized nullspace). As stated in the minimization principles (2.6), the calculation of positive eigenvalues is done in the biorthogonal complementary invariant subspace associated with the generalized nullspace  $\mathcal{V}_0$ , so the numerical approximation  $\mathcal{V}_0$  is of great importance and should be computed with great accuracy in the very beginning. As shown in Theorem 2.8, all zero eigenvalues and their corresponding eigenvectors  $\{\tilde{x}_i^0\}_{i=1}^r$  of the symmetric matrix  $K$  can be obtained using existing symmetric eigensolvers, such as Lanczos algorithm and subspace projection method [12, 18, 19, 31, 46]. Then we compute  $\tilde{y}_i^0$  by solving the SPD linear system  $M\tilde{y}_i^0 = \tilde{x}_i^0$  for  $i = 1, \dots, r$  with conjugate gradient method.

If the numerical approximation of the generalized nullspace  $\mathcal{V}_0$  is not accurate enough, the computation of its biorthogonal complement may fail to meet required tolerance and it shall affect the convergence and accuracy of the non-zero eigenvalues.

**3. BOSP algorithm.** In this section, we shall first describe the Bi-Orthogonal Structure-Preserving algorithm and present the detailed eigensolver.

**3.1. Biorthogonalization algorithm.** Let us first recall the CGS-Biorth and MGS-Biorth algorithm [15, 28, 30]. We have at hand two vectors  $x, y \in \mathbb{R}^n$ , two biorthogonal matrices  $P = [p_1, \dots, p_{\ell-1}]$ ,  $Q = [q_1, \dots, q_{\ell-1}] \in \mathbb{R}^{n \times (\ell-1)}$ ,  $\ell < n$  satisfying that matrix  $[P, x]^\top [Q, y]$  is invertible. Our goal is to expand column spaces of  $P$  and  $Q$  by adding  $x$  and  $y$  respectively. That is to construct two vectors  $p_\ell, q_\ell \in \mathbb{R}^n$  from  $x, y$  such that  $P^\top q_\ell = Q^\top p_\ell = \mathbf{0}$  and  $p_\ell^\top q_\ell = 1$ .

Similar to the classical and modified Gram-Schmidt orthogonalization procedures, we obtain the CGS-Biorth and MGS-Biorth algorithms as follows

CGS-Biorth	MGS-Biorth
$\tilde{x} = x, \quad \tilde{y} = y$	$\tilde{x} = x, \quad \tilde{y} = y$
for $j = 1$ to $\ell - 1$	for $j = 1$ to $\ell - 1$
$\tilde{x} = \tilde{x} - p_j \langle q_j, x \rangle$	$\tilde{x} = \tilde{x} - p_j \langle q_j, \tilde{x} \rangle$
$\tilde{y} = \tilde{y} - q_j \langle p_j, y \rangle$	$\tilde{y} = \tilde{y} - q_j \langle p_j, \tilde{y} \rangle$
end	end

Then we set  $p_\ell = \text{sign}(\eta)\tilde{x}/\sqrt{|\eta|}$ ,  $q_\ell = \tilde{y}/\sqrt{|\eta|}$ ,  $\eta = \tilde{x}^\top \tilde{y}$  such that  $p_\ell^\top q_\ell = 1$ . We obtain two biorthogonal matrices  $\tilde{P} = [P, p_\ell]$ ,  $\tilde{Q} = [Q, q_\ell]$ , i.e.,  $\tilde{P}^\top \tilde{Q} = I_\ell$ . It is obvious that both algorithms share the same computational complexity ( $8n(\ell - 1)$  flops), but their numerical stability performance, regarding the rounding off pollution on biorthogonality, are quite different with modified algorithm being more robust.

Taking the roundoff accumulation into account and assuming the rounding errors are the sole cause of biorthogonality loss, we can formulate the biorthogonality property as  $P^\top Q = I_{\ell-1} + L + U$ , where  $L/U$  is a strictly lower/upper triangular matrix with all the elements being as small as the roundoff. Note that vectors  $\tilde{x}, \tilde{y}$  can be written in the following way

$$(3.1) \quad \tilde{x} = x - Pr, \quad \tilde{y} = y - Qs, \quad r, s \in \mathbb{R}^{\ell-1}.$$

To find coefficients  $r, s$  such that  $Q^\top \tilde{x} = P^\top \tilde{y} = \mathbf{0}$ , one actually solves the following linear systems

$$(3.2) \quad Q^\top Pr = Q^\top x, \quad \text{and} \quad P^\top Qs = P^\top y.$$

As suggested in [28], the classical and modified biorthogonalization algorithms correspond to applying Gauss-Jacobi and Gauss-Seidel iterations with zero initial guesses  $r^{(0)} = s^{(0)} = \mathbf{0}$  for one iteration ending up with  $r = r^{(1)}, s = s^{(1)}$ , given explicitly

$$\begin{aligned} r^{(1)} &= Q^\top x, & r^{(1)} &= (I_{\ell-1} + U^\top)^{-1} Q^\top x, \\ s^{(1)} &= P^\top y, & s^{(1)} &= (I_{\ell-1} + L)^{-1} P^\top y, \\ \text{(Gauss-Jacobi)} & & \text{(Gauss-Seidel)} \end{aligned}$$

as combination coefficients for the classical and modified algorithm respectively.

It is known that if  $P^\top Q$  has some properties as described in Corollary 4.6 [44] or Corollary 4.16 [16], the spectral radius of Gauss-Seidel iteration matrix, i.e.,  $-(I_{\ell-1} + U^\top)^{-1} L^\top$  or  $-(I_{\ell-1} + L)^{-1} U$ , is square of that for Gauss-Jacobi iteration matrix, i.e.,  $-(L + U)^\top$  or  $-(L + U)$ . In other words, the modified algorithm always performs better than classical algorithm.

To be more specific, we present a detailed step-by-step description of MGS-Biorth in Algorithm 1.

*Remark 3.1* (Exception handling of ill-conditioned matrices). In Algorithm 1, when  $X^\top Y$  is ill-conditioned, there exists some  $s_{\ell\ell}$  quite close to zero, then the biorthogonalization procedure will be unstable. In practice, such vectors  $x_\ell$  and  $y_\ell$  are simply discarded and the iteration continues. Consequently, the number of columns of  $P$  and  $Q$  might be less than  $m$ .



**Algorithm 1:** Modified Gram-Schmidt biorthogonalization

**Input:**  $X = [x_1, \dots, x_m]$ ,  $Y = [y_1, \dots, y_m] \in \mathbb{R}^{n \times m}$  with  $m \leq n$ , where  $X^\top Y$  is invertible.

**Output:**  $P = [p_1, \dots, p_m]$  and  $Q = [q_1, \dots, q_m]$  satisfying  $P^\top Q = I_m$ .

---

```

 $\eta = x_1^\top y_1;$ 
 $r_{11} = \text{sign}(\eta)\sqrt{|\eta|}$  and  $s_{11} = \sqrt{|\eta|};$ 
 $p_1 = x_1/r_{11}$  and  $q_1 = y_1/s_{11};$ 
for  $\ell = 2 : m$  do
     $p_\ell = x_\ell$  and  $q_\ell = y_\ell;$ 
    for  $j = 1 : \ell - 1$  do
         $r_{j\ell} = q_j^\top p_\ell;$ 
         $p_\ell = p_\ell - r_{j\ell}p_j;$ 
         $s_{j\ell} = p_j^\top q_\ell;$ 
         $q_\ell = q_\ell - s_{j\ell}q_j;$ 
    endfor
     $\eta = p_\ell^\top q_\ell;$ 
     $r_{\ell\ell} = \text{sign}(\eta)\sqrt{|\eta|}$  and  $s_{\ell\ell} = \sqrt{|\eta|};$ 
     $p_\ell = p_\ell/r_{\ell\ell}$  and  $q_\ell = q_\ell/s_{\ell\ell};$ 
endfor

```

---

When applied to matrix  $P, Q$ , the CGS-Biorth and MGS-Biorth algorithm have the same computational complexity, that is,  $4nm^2$  flops. The MGS-Biorth algorithm proves to be much more stable in numerical practice. Here we carry out a detailed numerical comparison to show the biorthogonal preservation capabilities of both methods. Matrices  $X, Y \in \mathbb{R}^{n \times m}$  are constructed using the first  $m$  columns of Hilbert matrix of order  $n \times n$ , and Lauchli matrix [14] of order  $n \times (n - 1)$  with  $m = n/2$ . We adopt the biorthogonal residual  $\|P^\top Q - I_m\|_2$  to measure the loss of biorthogonality, where  $P$  and  $Q$  are matrices obtained from  $X$  and  $Y$ , and  $\|\cdot\|_2$  is the discrete  $l^2$  norm. The condition number of matrix  $A$ , denoted by  $\kappa(A)$ , is defined as  $\kappa(A) := \max_{\|v\|_2=1} \|Av\|_2 / \min_{\|v\|_2=1} \|Av\|_2$ .

Table 1 presents the condition numbers of matrices  $X, Y, X^\top Y$  and the biorthogonal residual for different  $n$ , from which we can observe that both methods experience a loss of biorthogonality as the condition number of  $X^\top Y$  increases. Similar to the orthogonalization procedure, the MGS-Biorth algorithm is capable of maintaining a relatively high level of biorthogonality, even when the condition number is very large. Furthermore, from our extensive numerical observations not shown here, we conjecture the following estimation holds for MGS-Biorth:

$$(3.3) \quad \|P^\top Q - I_m\|_2 = \mathcal{O}(\epsilon) \sqrt{\kappa(X^\top Y)},$$

where  $\epsilon$  denotes the rounding error. A comprehensive theoretical investigation is now going on and we shall report it later in another separate article.

*Remark 3.2* (High performance implementation). To achieve better efficiency and parallel scalability on high performance platform, such as distributed memory multi-processors, one may develop a block version of MGS-Biorth just as the block Gram-Schmidt orthogonalization [35], utilizing level 3 BLAS to implement matrix-matrix

$n$	$\kappa(X)$	$\kappa(Y)$	$\sqrt{\kappa(X^\top Y)}$	CGS-Biorth $\ P^\top Q - I_m\ _2$	MGS-Biorth $\ P^\top Q - I_m\ _2$
4	1.32E+01	1.41E+03	1.34E+04	2.42E-12	2.42E-12
8	4.42E+03	2.00E+03	4.82E+05	1.67E-07	2.32E-08
12	1.67E+06	2.44E+03	1.67E+07	3.48E-02	8.79E-07
16	6.50E+08	2.82E+03	5.74E+08	4.98E+01	2.03E-04
20	2.57E+11	3.16E+03	1.96E+10	9.18E+01	3.89E-03

Table 1: The loss of biorthogonality of CGS-Biorth and MGS-Biorth algorithm.

product. For brevity, we omit details here and refer the readers to [18, 35].

**3.2. The main algorithm.** Based on the direct sum decomposition of biorthogonal invariant subspaces and the stable and efficient implementation of biorthogonalization, we design a subspace iteration with projection method for solving LREP (1.2) prescribed by Algorithm 2, and provide a matrix-free interface for large-scale problem. There are four critical issues to address:

- (1) How to deal with zero eigenvalues when  $K$  is a SPSD matrix.
- (2) How to construct a basis of an approximate invariant subspace of  $H$ .
- (3) How to deflate out converged eigenpairs such that they *do not* participate in subsequent iterations.
- (4) How to maintain stability, efficiency, and parallel scalability when a large number of eigenpairs are requested.

Briefly speaking, according to Lemma 2.7, we can first compute the generalized nullspace  $\mathcal{V}_0$  of  $H$  in Theorem 2.8 when  $H$  has zero eigenvalues, and then construct a sequence of approximate invariant subspaces that lie in  $\mathcal{V}_1 \oplus \cdots \oplus \mathcal{V}_{n-r}$ . The bases of approximate invariant subspaces are constructed using Algorithm 1 so as to guarantee biorthogonality. Once  $\mathcal{V}_1 \oplus \cdots \oplus \mathcal{V}_\ell$  are available for some  $\ell \geq 1$ , the subsequent approximate invariant subspaces shall be constructed in the biorthogonal complement, i.e.,  $\mathcal{V}_{\ell+1} \oplus \cdots \oplus \mathcal{V}_{n-r}$ . Then the converged eigenpairs will not participate in subsequent iterations naturally. When a large number of eigenpairs are required, we propose an effective moving mechanism to reduce memory consumption and improve the efficiency in Section 3.3.

When  $H$  has zero eigenvalues, i.e.,  $\text{rank}(K) = r < n$ , a basis of  $\mathcal{V}_0$  in (2.1) needs to be calculated first. As presented in **Remark 2.11**, we get  $X_0$  and  $Y_0$  by solving the symmetric eigenvalue problems  $KX_0 = \mathbf{0}$  and the SPD linear equations  $MY_0 = X_0$ , where  $X_0, Y_0 \in \mathbb{R}^{n \times r}$  and  $X_0^\top Y_0 = I_r$ . Thus, we obtain a basis of  $\mathcal{V}_0$ , which is formed by the columns of  $\begin{bmatrix} Y_0 \\ X_0 \end{bmatrix}$ .

To construct a subspace lying in  $\mathcal{V}_1 \oplus \cdots \oplus \mathcal{V}_{n-r}$ , we randomly generate two large matrices  $U = [X, P, W]$ ,  $V = [Y, Q, Z]$  with  $X, P, W, Y, Q, Z \in \mathbb{R}^{n \times n_e}$ , assuming that  $U^\top V$  is invertible. Applying a biorthogonalization procedure (Algorithm 1) to  $U$  and  $V$ , we can get  $X_0^\top V = Y_0^\top U = O$ , and  $U^\top V = I_d$  with  $d = 3 \cdot n_e$ , from which

we can construct a  $2d$ -dimensional search subspace

$$(3.4) \quad \mathcal{V} = \text{span} \left( \begin{bmatrix} V & O \\ O & U \end{bmatrix} \right).$$

The original LREP (1.2) is projected into the above subspace  $\mathcal{V}$  based on an oblique projector  $\Pi := \begin{bmatrix} V & O \\ O & U \end{bmatrix} \begin{bmatrix} U & O \\ O & V \end{bmatrix}^\top$  [31] such that the following properties holds

$$\Pi \begin{bmatrix} y \\ x \end{bmatrix} \in \mathcal{V} \quad \text{and} \quad (I_{2n} - \Pi) \begin{bmatrix} y \\ x \end{bmatrix} \perp \mathcal{V}, \quad \forall \begin{bmatrix} y \\ x \end{bmatrix} \in \mathbb{R}^{2n}.$$

Therefore, we obtain a structure-preserving projection matrix  $\hat{H} \in \mathbb{R}^{2d \times 2d}$ , defined as

$$(3.5) \quad \hat{H} = \begin{bmatrix} U & O \\ O & V \end{bmatrix}^\top H \begin{bmatrix} V & O \\ O & U \end{bmatrix} = \begin{bmatrix} O & U^\top K U \\ V^\top M V & O \end{bmatrix} \in \mathbb{R}^{2d \times 2d}.$$

A similar formula is also given by Bai et al. in [1]. It is easy to prove that  $U^\top K U$  and  $V^\top M V$  are both SPD. Therefore, there are no zero eigenvalues in  $\hat{H}$ . This means that the zero eigenvalues are excluded with biorthogonalization. In fact, if there exists a *non-zero* vector  $x \in \mathbb{R}^d$  satisfying  $x^\top U^\top K U x = 0$ ,  $Ux$  is a linear combination of the columns of  $X_0$ . Then there exists a vector  $c \in \mathbb{R}^r$  such that  $Ux = X_0 c$ . Multiplying both sides on the left by  $V^\top$  immediately leads to a contradiction  $x = V^\top U x = V^\top X_0 c = \mathbf{0}$ . The positivity of  $V^\top M V$  can also be proved in a similar way.

For the small-scale LREP (3.6), we adopt the structure-preserving method proposed by Shao and Benner et al. [6, 34] to compute the first  $n_e$  smallest positive eigenvalues and their corresponding eigenvectors, which satisfy

$$(3.6) \quad \hat{H} \begin{bmatrix} \hat{Y} \\ \hat{X} \end{bmatrix} = \begin{bmatrix} \hat{Y} \\ \hat{X} \end{bmatrix} \Lambda,$$

where  $\Lambda = \text{diag}\{\hat{\lambda}_1, \dots, \hat{\lambda}_{n_e}\}$  and  $\hat{X}, \hat{Y} \in \mathbb{R}^{d \times n_e}$  satisfy the biorthogonality condition  $\hat{X}^\top \hat{Y} = I_{n_e}$ . We can use  $\hat{X}$  and  $\hat{Y}$  to construct approximate eigenvectors, denoted as  $\tilde{X}, \tilde{Y} \in \mathbb{R}^{n \times n_e}$ , to the original LREP (1.2), as

$$(3.7) \quad \tilde{Y} = V \hat{Y}, \quad \tilde{X} = U \hat{X}.$$

It is easy to check that the biorthogonality is kept in  $\tilde{X}$  and  $\tilde{Y}$ , i.e.,

$$\tilde{X}^\top \tilde{Y} = \hat{X}^\top U^\top V \hat{Y} = \hat{X}^\top \hat{Y} = I_{n_e},$$

and each column of residual

$$\begin{bmatrix} R_1 \\ R_2 \end{bmatrix} := H \begin{bmatrix} \tilde{Y} \\ \tilde{X} \end{bmatrix} - \begin{bmatrix} \tilde{Y} \\ \tilde{X} \end{bmatrix} \Lambda = H \begin{bmatrix} V & O \\ O & U \end{bmatrix} \begin{bmatrix} \hat{Y} \\ \hat{X} \end{bmatrix} - \begin{bmatrix} V & O \\ O & U \end{bmatrix} \begin{bmatrix} \hat{Y} \\ \hat{X} \end{bmatrix} \Lambda$$

is biorthogonal to the subspace  $\mathcal{V}$  defined by (3.4), i.e.,  $R_1^\top U = R_2^\top V = O$ .

*Remark 3.3.* As is already proved by Bai et al. [1], one can seek reliable approximations to the first few smallest positive eigenvalues, i.e.,  $\lambda_i$ ,  $1 \leq i \leq n_e$ , simultaneously by minimizing  $\text{trace}(\bar{X}^\top K \bar{X} + \bar{Y}^\top M \bar{Y})$  subject to biorthogonal constraint

$\overline{X}^\top \overline{Y} = I_{n_e}$  with  $\text{span}(\overline{X}) \subset \text{span}(U)$  and  $\text{span}(\overline{Y}) \subset \text{span}(V)$ . That is to say,

$$(3.8) \quad \min_{\substack{\text{span}(\overline{X}) \subset \text{span}(U) \\ \text{span}(\overline{Y}) \subset \text{span}(V) \\ \overline{X}^\top \overline{Y} = I_{n_e}}} \frac{1}{2} \text{trace}(\overline{X}^\top K \overline{X} + \overline{Y}^\top M \overline{Y}).$$

It is easy to prove that the numerical solutions obtained by our method in Algorithm 2, denoted by  $\tilde{X}$  and  $\tilde{Y}$ , indeed minimize the target trace function (3.8).

If the norm of residual  $\begin{bmatrix} R_1 \\ R_2 \end{bmatrix}$  is smaller than a pre-defined tolerance, the iteration terminates and the first  $n_e$  smallest positive approximate eigenvalues converge. In this case,  $\mathcal{V}$  is indeed an invariant subspace of  $H$ . Otherwise, setting

$$(3.9) \quad \hat{P} = (I_d - \hat{X}\hat{Y}^\top)(\hat{X} - \begin{bmatrix} I_{n_e} \\ O \end{bmatrix}), \quad \hat{Q} = (I_d - \hat{Y}\hat{X}^\top)(\hat{Y} - \begin{bmatrix} I_{n_e} \\ O \end{bmatrix}) \in \mathbb{R}^{d \times n_e},$$

we do the small-scale biorthogonalization for  $\hat{P}$  and  $\hat{Q}$ . New searching directions are updated as  $\tilde{P} = U\hat{P}$ ,  $\tilde{Q} = V\hat{Q}$ . Using  $[\tilde{X}, \tilde{P}]^\top [\tilde{Y}, \tilde{Q}] = I_{2 \cdot n_e}$ , it is easy to check that  $[X_0, \tilde{X}]^\top \tilde{Q} = [Y_0, \tilde{Y}]^\top \tilde{P} = O$  and  $\tilde{P}^\top \tilde{Q} = I_{n_e}$ . The large-scale biorthogonalization for  $\tilde{P}$  and  $\tilde{Q}$  is then transformed into a small-scale biorthogonalization for  $\hat{P}$  and  $\hat{Q}$ , and it definitely leads to a remarkable efficiency boost. In addition, we observe  $\text{span}([\tilde{X}, X]) = \text{span}([\tilde{X}, \tilde{P}])$  and  $\text{span}([\tilde{Y}, Y]) = \text{span}([\tilde{Y}, \tilde{Q}])$ , which means that the updated  $\tilde{P}$  and  $\tilde{Q}$  contain information of eigenvectors from previous iteration steps.

To update the search subspace  $\mathcal{V}$ , we propose to update  $w_i$ ,  $z_i \in \mathbb{R}^n$ , which is the  $i$ -th column of matrices  $W$  and  $Z$  respectively, by solving the following linear system

$$(3.10) \quad (H - \hat{\lambda}_i I_{2n}) \begin{bmatrix} z_i \\ w_i \end{bmatrix} = -(H - \hat{\lambda}_i I_{2n}) \begin{bmatrix} \tilde{y}_i \\ \tilde{x}_i \end{bmatrix},$$

which is equivalent to

$$(3.11) \quad \begin{bmatrix} M & -\hat{\lambda}_i I_n \\ -\hat{\lambda}_i I_n & K \end{bmatrix} \begin{bmatrix} z_i \\ w_i \end{bmatrix} = \begin{bmatrix} \hat{\lambda}_i \tilde{x}_i - M \tilde{y}_i \\ \hat{\lambda}_i \tilde{y}_i - K \tilde{x}_i \end{bmatrix},$$

where  $\hat{\lambda}_i$  is obtained by solving the small-scale LREP (3.6), and  $\tilde{x}_i$  and  $\tilde{y}_i$  is the  $i$ -th column of  $\tilde{X}$  and  $\tilde{Y}$ , respectively. Bear in mind that we just need to add new search directions, so there is no need to solve the above linear system with very high accuracy. In practice, we compute  $w_i, z_i$  with block Gauss-Seidel iteration for (3.11) by solving a series of symmetric linear equations

$$(3.12) \quad MZ^{(j)} = W^{(j-1)}\Lambda + (\tilde{X}\Lambda - M\tilde{Y}), \quad KW^{(j)} = Z^{(j)}\Lambda + (\tilde{Y}\Lambda - K\tilde{X}),$$

for  $j = 1, \dots, \text{ngs}$ , where  $W^{(j)}, Z^{(j)} \in \mathbb{R}^{n \times n_e}$  with zero matrix as initial guess, i.e.,  $W^{(0)} = O$ , and  $\text{ngs}$  denotes the number of Gauss-Seidel iteration steps. The linear system in equation (3.12) is solved using the conjugate gradient method with a zero initial guess, a stopping tolerance of  $10^{-2}$ , and a maximum of 20 iterations.

Then, we carry out biorthogonalization to  $W/Z$  with respect to previous search directions as follows

$$(3.13) \quad \widetilde{W} = (I_n - [X_0, \tilde{X}, \tilde{P}][Y_0, \tilde{Y}, \tilde{Q}]^\top)W^{(\text{ngs})},$$

$$(3.14) \quad \tilde{Z} = (I_n - [Y_0, \tilde{Y}, \tilde{Q}][X_0, \tilde{X}, \tilde{P}]^\top)Z^{(\text{ngs})},$$

which costs  $16n \cdot n_e^2$  flops and is accelerated using the level 3 BLAS routines, followed by a large-scale biorthogonalization for  $\tilde{W}$  and  $\tilde{Z}$  using Algorithm 1, which requires another  $4n \cdot n_e^2$  flops. Finally, we update  $U = [X, P, W]$  and  $V = [Y, Q, Z]$  by  $[\tilde{X}, \tilde{P}, \tilde{W}]$  and  $[\tilde{Y}, \tilde{Q}, \tilde{Z}]$ , respectively.

In summary, the BOSP algorithm, presented in Algorithm 2, generates two triple blocks  $U = [X, P, W]$  and  $V = [Y, Q, Z]$  with  $U^\top V = I$ , where  $\begin{bmatrix} Y \\ X \end{bmatrix}$  stores the current approximations of eigenvectors,  $\begin{bmatrix} Q \\ P \end{bmatrix}$  saves the information of eigenvectors at the previous iteration step, and  $\begin{bmatrix} Z \\ W \end{bmatrix}$  saves the approximate Newton search direction at the point  $\begin{bmatrix} Y \\ X \end{bmatrix}$ . Similar ideas were applied to symmetric eigenvalue problems [18, 19, 46].

---

**Algorithm 2:** BOSP algorithm

---

**Input:** Given the number of requested eigenpairs  $n_e \in \mathbb{N}$ , convergence tolerance

$\varepsilon_{\text{tol}}$  and the generalized nullspace  $\mathcal{V}_0 = \text{span}(\begin{bmatrix} Y_0 & O \\ O & X_0 \end{bmatrix})$ , where  $KX_0 = O$ ,

$MY_0 = X_0$  and  $X_0^\top Y_0 = I_r$  with  $\dim(\mathcal{N}(K)) = r > 0$  and  $X_0, Y_0 \in \mathbb{R}^{n \times r}$ .

**Output:** The first  $n_e$  smallest positive eigenvalues and their corresponding

eigenvectors  $\{\Lambda; \begin{bmatrix} Y \\ X \end{bmatrix}\}$ , satisfying  $KX = Y\Lambda$ ,  $MY = X\Lambda$  and

$X^\top Y = I_{n_e}$ , where  $X, Y \in \mathbb{R}^{n \times n_e}$  and  $\Lambda = \text{diag}\{\hat{\lambda}_1, \dots, \hat{\lambda}_{n_e}\}$  with

$0 < \hat{\lambda}_1 \leq \dots \leq \hat{\lambda}_{n_e}$ .

**Step 1:** Generate  $6 \cdot n_e$  column vectors randomly to construct  $U = [X, P, W]$ ,

$V = [Y, Q, Z] \in \mathbb{R}^{n \times d}$ , where  $X, P, W, Y, Q, Z \in \mathbb{R}^{n \times n_e}$  and  $d = 3 \cdot n_e$ .

**Step 2:** Update  $U = (I_n - X_0 Y_0^\top)U$ ,  $V = (I_n - Y_0 X_0^\top)V$  and biorthogonalize  $U$  and  $V$  by Algorithm 1.

Set  $\varepsilon_i = 1$ , for  $i = 1, \dots, n_e$ .

**while** not converged (i.e.,  $\max\{\varepsilon_i\}_{i=1}^{n_e} > \varepsilon_{\text{tol}}$ ) **do**

**Step 3:** Generate matrix  $\hat{H}$ , compute the small-scale LREP (3.6) to obtain  $\{\Lambda; \begin{bmatrix} \hat{Y} \\ \hat{X} \end{bmatrix}\}$ , and update  $\tilde{X} = U\hat{X}$  and  $\tilde{Y} = V\hat{Y}$ .

**Step 4:** Compute the residuals  $\varepsilon_i = \frac{\|H\xi_i - \hat{\lambda}_i \xi_i\|_2}{(1 + \hat{\lambda}_i)\|\xi_i\|_2}$  where  $\xi_i$  is the  $i$ -th column of  $\begin{bmatrix} \tilde{Y} \\ \tilde{X} \end{bmatrix}$ . If converged, update  $X = \tilde{X}$ ,  $Y = \tilde{Y}$  and the while-loop stops.

**Step 5:** Update  $\hat{P}$  and  $\hat{Q}$  by (3.9) and biorthogonalize  $\hat{P}$  and  $\hat{Q}$ . Update  $\tilde{P} = U\hat{P}$ ,  $\tilde{Q} = V\hat{Q}$ .

**Step 6:** Update new search directions  $[\tilde{W}, \tilde{Z}]$  by (3.12) and biorthogonalize them using (3.13) and (3.14).

**Step 7:** Update  $U = [\tilde{X}, \tilde{P}, \tilde{W}]$  and  $V = [\tilde{Y}, \tilde{Q}, \tilde{Z}]$ .

**end**

---

It is important to notice that we do biorthogonalization for  $U$  and  $V$ , which is transformed into a small-scale biorthogonalization for  $\hat{P}$  and  $\hat{Q}$  and a large-scale biorthogonalization for  $\tilde{W}$  and  $\tilde{Z}$ . Roughly speaking, the computational complexity decreases from  $36n \cdot n_e^2$  to  $20n \cdot n_e^2$ . And preserving the biorthogonality of  $U$  and  $V$  is the critical factor of our algorithm to guarantee the numerical stability. When high accuracy of eigenpairs is required, the columns of  $[\tilde{X}, \tilde{P}, \tilde{W}]$  or  $[\tilde{Y}, \tilde{Q}, \tilde{Z}]$  are nearly

linear dependent without the biorthogonalization for  $\widetilde{W}$  and  $\widetilde{Z}$ . In the next iteration step, the matrix  $\widehat{H}$  should then be defined as

$$\begin{bmatrix} O & (US_1^{-1})^\top K(US_1^{-1}) \\ (VS_2^{-1})^\top M(VS_2^{-1}) & O \end{bmatrix},$$

as done in LOBP4dCG method [1, 2, 4], where  $U^\top V = S = S_1^\top S_2$ . But under the circumstances stated above,  $S$  is nearly singular and the operation of inverting  $S_1$  and  $S_2$  is numerically unstable.

*Remark 3.4* (Generalized LREP). For a class of generalized LREP

$$(3.15) \quad \begin{bmatrix} O & K \\ M & O \end{bmatrix} \begin{bmatrix} y \\ x \end{bmatrix} = \lambda \begin{bmatrix} B & O \\ O & B \end{bmatrix} \begin{bmatrix} y \\ x \end{bmatrix},$$

we can induce  $B$ -inner product  $\langle x, y \rangle_B = x^\top B y$ , where  $B \in \mathbb{R}^{n \times n}$  is a SPD matrix and  $x, y \in \mathbb{R}^n$ . The biorthogonalization algorithm presented in Section 3.1 can also be implemented in  $B$ -inner product instead of standard Euclidean inner product. Then it is straightforward to extend Algorithm 2 to solve the generalized LREP (3.15).

**3.3. The deflation mechanism.** As stated in Theorem 2.9, the new search subspace  $\mathcal{V}$ , defined by (3.4), can be constructed within the biorthogonal complement of converged subspace. Consequently, the deflation mechanism is naturally realized without introducing any artificial parameters and converged eigenpairs *will not* participate in the subsequent computations. This form of deflation is precisely analogous to that used for symmetric eigenvalue problems [12, 18]. Most remarkably, there is no requirement for *a priori* spectral distribution of  $H$ .

In practice, when the first  $\ell$  smallest positive eigenvalues have converged, we obtain the invariant subspace  $\mathcal{V}_0 \oplus \mathcal{V}_1 \oplus \cdots \oplus \mathcal{V}_\ell$  at hand, and the column vectors of  $U$  and  $V$  should be updated in the biorthogonal complementary subspace, namely,

$$\mathcal{V} \subset \mathcal{V}_{\ell+1} \oplus \cdots \oplus \mathcal{V}_{n-r} \perp \mathcal{V}_0 \oplus \mathcal{V}_1 \oplus \cdots \oplus \mathcal{V}_\ell.$$

The most CPU-intensive task is the small-scale eigenvalue problem (**Step 3** in Algorithm 2), which is manifested by Table 6 in next section, and it involves dense matrix generation (3.5), eigenvalue computation (3.6) and eigenvectors construction (3.7). To illustrate the complexity, we measure the computation costs in terms of matrix-vector multiplications, denoted as **mv**, vector inner product (denoted by **vp**) and floating point operations (flops). The costs are detailed as follows:

- (1) The matrix generation of  $\widehat{H}$  in (3.5) needs  $2d$  times **mv** and  $(d^2 + d)$  times **vp**,
- (2) The eigenvalue computation of (3.6) is done using two Cholesky factorizations and one singular value decomposition within  $\mathcal{O}(d^3)$  flops [34],
- (3) The eigenvectors construction of  $\widetilde{X}$  and  $\widetilde{Y}$  in (3.7) requires  $\mathcal{O}(nd^2)$  flops.

To sum up, the total complexity of **Step 3** amounts to

$$(3.16) \quad (2d) \cdot \mathbf{mv} + (d^2 + d) \cdot \mathbf{vp} + \mathcal{O}(d^3 + nd^2).$$

As mentioned earlier, the size of small-scale matrix  $\widehat{H}$  is three times the number of  $n_e$ , i.e.,  $d = 3 \cdot n_e$ . It is worth noting that flops cost for one **mv** is at least  $\mathcal{O}(n)$ , which

corresponds to sparse matrices that might arise from finite difference/element/volume spatial discretization, and flops for one  $\mathbf{vp}$  is normally  $\mathcal{O}(n)$ . Therefore, the leading order of the above complexity (3.16) is at least  $\mathcal{O}(n \cdot n_e^2 + n_e^3)$ . In real applications, there are often cases where the matrix dimension is very large, i.e.,  $n \gg 1$  (for example, matrix resulted from discretization of 3-dimension PDE eigenvalue problem), and/or the number of required eigenpairs is very large, i.e.,  $n_e \gg 1$  (for example, the Bethe-Salpeter equation). An even more challenging case requires computing very large number of eigenpairs for a large-scale system ( $n_e \gg 1$  &  $n \gg 1$ ). In such cases, the computation of small-scale problem bottlenecks the efficiency performance even on distributed memory multiprocessors, and, at the same time, it requires a prohibitively huge chunk of memory storage.

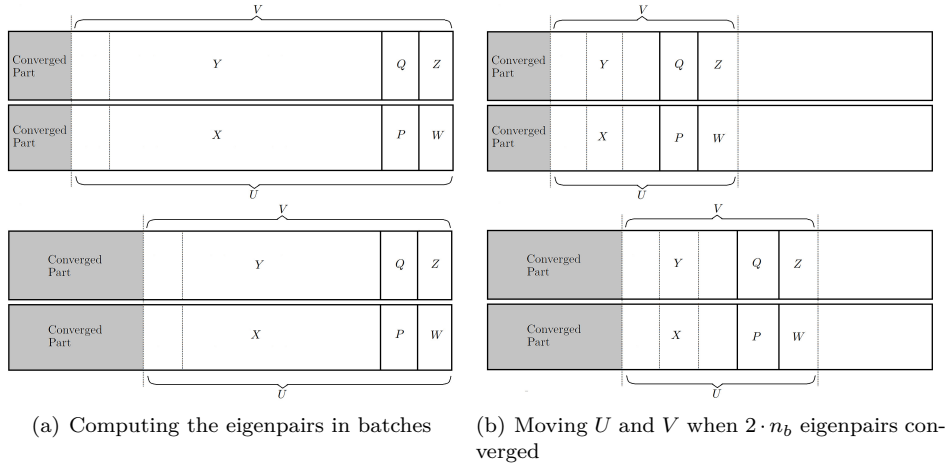


Fig. 1: The batching and moving mechanism.

To improve efficiency, for a fixed number of degrees of freedom  $n$ , we choose to decrease the dimension of search subspace  $\mathcal{V}$ , or equivalently the size of small-scale eigenvalue problem (3.6), by computing eigenpairs batch by batch. This batching strategy is analogous to that for the symmetric eigenvalue problem [12, 18]. To be precise, only the first  $n_b$  unconverged eigenpairs are utilized to update the search vectors  $\tilde{P}$ ,  $\tilde{W}$ ,  $\tilde{Q}$ ,  $\tilde{Z}$  in **Step 5-6**. The batch size  $n_b$  is set to the default value  $n_b = \min\{n_e/5, 150\}$ . A schematic illustration is shown in Figure 1 (a), where the number of columns of  $P$ ,  $Q$ ,  $W$ ,  $Z$  is all set as  $n_b$ . Once the first  $n_b$  eigenpairs have converged, we shall continue to compute the next  $n_b$  pairs. The dimension of search subspace  $\mathcal{V}$  is reduced from  $6 \cdot n_e$  to  $2 \cdot (n_e + 2 \cdot n_b)$  at the initial batch and diminishes successively to  $6 \cdot n_b$  as an arithmetic progression with a common difference  $2 \cdot n_b$ , that is,

$$6 \cdot n_e \longrightarrow \boxed{2 \cdot (n_e + 2 \cdot n_b) \searrow 2 \cdot (n_e + n_b) \searrow \cdots \searrow 6 \cdot n_b}$$

Algorithm 2
batching mechanism

To accelerate the computation efficiency further, we introduce a much more aggressive *moving* mechanism to reduce the dimension of search subspace to a constant

that is **independent** of  $n_e$ . The number of columns of  $X$  and  $Y$  is fixed at  $s \cdot n_b$  for some positive integer  $s \geq 2$ . The eigenpairs are computed in batches with  $s = 3$  as default value. Once  $2 \cdot n_b$  eigenpairs have converged, we integrate  $[P, W]$  and  $[Q, Z]$  into  $X$  and  $Y$ , and update  $[P, W]$  and  $[Q, Z]$  following **Step 5-6** of Algorithm 2. To sum up, the dimension of search subspace is kept unchanged as  $2(s+2) \cdot n_b$  and the complexity (3.16) becomes  $\mathcal{O}(n \cdot n_b^2 + n_b^3)$ . Therefore, the memory costs are greatly reduced and the overall efficiency is improved to a great extent. A schematic illustration of the moving mechanism is depicted in Figure 1 (b) with  $s = 3$ , from which we can see that the maximum number of columns of  $U$  and  $V$  is  $5 \cdot n_b$ . Meanwhile, using the moving mechanism, the computational complexity of biorthogonalization further decreases from  $20n \cdot n_e^2$  flops to  $8n \cdot n_e \cdot n_b + 4n \cdot n_b^2$  flops at each BOSP iteration.

We can see clearly that the moving mechanism reduces the subspace dimension greatly, especially when  $n_e$  is very large, thus allowing for the computation of a very large number of eigenpairs. The stability and effectiveness of the moving mechanism rely heavily on the stable implementation of direct sum decomposition of biorthogonal invariant subspaces of  $H$ . The decomposition is successfully realized via MGS-Biorth algorithm, as detailed in Section 3.1. Similar moving mechanism has been applied to symmetric eigenvalue problems [12, 18].

*Remark 3.5* (Balance of convergence and efficiency). In practice, a larger search subspace  $\mathcal{V}$  leads to a faster convergence, but costs much more time in each small-scale LREP (3.6). That is to say, one has to strike a balance between convergence and efficiency by adjusting the batch size  $n_b$ . We shall investigate the influence of  $n_b$  on numerical performance in the coming section.

**4. Numerical results.** In this section, we present some numerical results to illustrate the stability, efficiency, and parallel scalability of BOSP algorithm. Given the fact that some eigenvalues might be very close to zero, we set the convergence criterion as the normalized residual is below the given tolerance  $\varepsilon_{\text{tol}}$ , that is,

$$(4.1) \quad \frac{\|H\xi - \lambda\xi\|_2}{(1 + \lambda)\|\xi\|_2} < \varepsilon_{\text{tol}}, \text{ where } \xi = \begin{bmatrix} y \\ x \end{bmatrix} \in \mathbb{R}^{2n}.$$

The algorithms are implemented in C and run on a 3.00G Hz Intel(R) Xeon(R) Gold 6248R CPU with a 36 MB cache in Ubuntu GNU/Linux, unless otherwise stated. The OpenMP support is enabled with a default 8 threads.

**4.1. Accuracy confirmation.** To illustrate the accuracy, we choose to present the absolute and relative errors of the first few smallest positive eigenvalues and their associated eigenvectors. The exact and numerical eigenvalues are denoted as  $\lambda_\ell^e$  and  $\lambda_\ell$ , respectively. And the exact and numerical eigenvectors are  $\xi_\ell^e = \begin{bmatrix} y_\ell^e \\ x_\ell^e \end{bmatrix}$  and  $\xi_\ell = \begin{bmatrix} y_\ell \\ x_\ell \end{bmatrix}$ , respectively. The errors are defined as  $\varepsilon_\ell = \frac{|\lambda_\ell^e - \lambda_\ell|}{\lambda_\ell^e}$  and  $\eta_\ell = \left\| \frac{\xi_\ell^e}{\|\xi_\ell^e\|_2} - \frac{\xi_\ell}{\|\xi_\ell\|_2} \right\|_2$ . For convenience, we define a matrix

$$T(s) = \begin{bmatrix} 2 & -1 & & & s \\ -1 & 2 & -1 & & \\ & \ddots & \ddots & \ddots & \\ & & \ddots & \ddots & -1 \\ s & & & -1 & 2 \end{bmatrix}_{n \times n}.$$

*Example 4.1* (Accuracy for SPD matrix case). In this example, we consider a commonly-used SPD matrix  $K$ , resulting from finite difference discretization of the



Laplacian operator with homogeneous Dirichlet boundary conditions in one-dimension space, and choose the second SPD matrix to match  $K$ . To be exact,  $K = M = T(0)$ .

It is easy to check that the exact positive eigenvalues of  $H$  in LREP (1.2) are  $\lambda_\ell^e = 4 \sin^2(\frac{\pi\ell}{2(n+1)})$ , and the associated eigenvectors are given explicitly as follows

$$x_\ell^e = y_\ell^e = [\sin(\frac{\ell\pi}{n+1}), \sin(\frac{2\ell\pi}{n+1}), \dots, \sin(\frac{n\ell\pi}{n+1})]^\top, \quad \text{for } \ell = 1, \dots, n.$$

In Table 2, we present the absolute and relative errors of the first ten smallest positive eigenvalues and their eigenvectors for  $n = 1000$  with  $n_e = n_b = 10$  and  $\varepsilon_{\text{tol}} = 10^{-10}$ , from which one can observe an almost machine precision accuracy of our algorithm.

$k$	$\lambda_k^e$	$\lambda_k$	$ \lambda_k^e - \lambda_k $	$\varepsilon_k$	$\eta_k$
1	9.849886676638340E-06	9.849886676638337E-06	3.38E-21	3.43E-16	7.05E-16
2	3.939944968628582E-05	3.939944968628914E-05	3.32E-18	8.42E-14	2.50E-16
3	8.864839796909544E-05	8.864839796903917E-05	5.62E-17	6.34E-13	2.34E-15
4	1.575962464285077E-04	1.575962464285145E-04	6.85E-18	4.35E-14	9.75E-16
5	2.462423159360287E-04	2.462423159360293E-04	5.96E-19	2.42E-15	4.30E-16
6	3.545857333379193E-04	3.545857333379432E-04	2.39E-17	6.74E-14	9.04E-16
7	4.826254314637962E-04	4.826254314637798E-04	1.63E-17	3.39E-14	1.64E-17
8	6.303601491371425E-04	6.303601491372393E-04	9.68E-17	1.53E-13	2.34E-16
9	7.977884311877310E-04	7.977884311877433E-04	1.22E-17	1.53E-14	1.21E-15
10	9.849086284659575E-04	9.849086284659519E-04	5.63E-18	5.72E-15	5.56E-16

Table 2: Accuracy for SPD matrix case in **Example 4.1** for  $n = 1000$  with  $n_e = n_b = 10$  and  $\varepsilon_{\text{tol}} = 10^{-10}$ .

*Example 4.2* (Accuracy for SPSD matrix case). Here, we investigate a SPSD matrix  $K$ , where the generalized nullspace of  $H$  in LREP (1.2) is nontrivial. Specifically, we choose the following matrices  $K = T(-1)$  and  $M = T(0)$ . Matrix  $K$  and  $M$  are derived respectively by discretizing the Laplacian operator with periodic and homogeneous Dirichlet boundary condition on a uniform mesh grid in one-dimension space.

It is clear that we have  $Kx^0 = \mathbf{0}$ ,  $My^0 = x^0$ , and  $\text{rank}(K) = n - 1$ , where  $x^0 = [1, 1, \dots, 1]^\top$  and  $y^0 = [a_1, a_2, \dots, a_n]^\top$  with  $a_\ell = a_{n-\ell+1} = \ell(n - \ell + 1)/2$  for  $\ell = 1, \dots, n/2$  when  $n$  is even and  $\ell = 1, \dots, (n + 1)/2$  when  $n$  is odd. In general, we can get  $x^0$  and  $y^0$  numerically by solving a symmetric eigenvalue problem and a symmetric linear equations problem using an appropriate algorithm [30, 31].

The “exact” first ten smallest positive eigenvalues, served as benchmark solutions, are computed by function **eigs** in Advanpix\* toolbox using quadruple precision. We carry out a detailed accuracy comparison with Matlab function **eigs**, and present the relative errors of eigenvalues in Table 3, from which we witness an accuracy superiority of our algorithm, even over the Matlab function.

**4.2. Efficiency performance.** To show the efficiency performance, in this subsection, we consider two pairs of matrices of  $K$  and  $M$  that are generated by turboT-DDFT code in QUANTUM ESPRESSO for disodium (Na2) and silane (SiH4) [11].

\*<https://www.advanpix.com/>

$k$	Advanpix	eigs	$\varepsilon_k$	our algorithm	$\varepsilon_k$
1	3.943890108210E-05	3.943890108211E-05	3.85E-13	3.943890108210E-05	5.16E-15
2	6.154958719056E-05	6.154958719094E-05	6.33E-12	6.154958719063E-05	1.17E-12
3	1.577542931907E-04	1.577542931915E-04	5.01E-12	1.577542931907E-04	8.63E-14
4	1.994584196853E-04	1.994584196853E-04	4.51E-13	1.994584196853E-04	3.13E-13
5	3.549418750556E-04	3.549418750564E-04	2.50E-12	3.549418750558E-04	8.36E-13
6	4.161478616511E-04	4.161478616520E-04	2.31E-12	4.161478616512E-04	4.46E-13
7	6.309942290978E-04	6.309942290976E-04	1.92E-13	6.309942290978E-04	7.14E-14
8	7.116221744879E-04	7.116221744875E-04	5.99E-13	7.116221744878E-04	1.30E-13
9	9.859008227908E-04	9.859008227863E-04	4.53E-12	9.859008227908E-04	9.06E-15
10	1.085870497647E-03	1.085870497651E-03	4.63E-12	1.085870497646E-03	5.26E-14

Table 3: Accuracy for SPSP matrix case in **Example 4.2** for  $n = 1000$  with  $n_e = n_b = 10$  and  $\varepsilon_{\text{tol}} = 10^{-10}$ .

The size of  $K$  is 1862 and 5660 for Na2 and SiH4 respectively. Such two molecules are often used as benchmarks to assess various simulation models, functionals, and methods [2, 4].

*Example 4.3* (Small  $n_e$  case). In this example, we investigate the convergence and efficiency when the number of eigenpairs,  $n_e$ , is small. Here we compute the first ten smallest positive eigenvalues and their corresponding eigenvectors for Na2 and SiH4 problems with the batch size  $n_b = n_e$  for different tolerances, i.e.,  $\varepsilon_{\text{tol}} = 10^{-6}$ ,  $10^{-8}$ ,  $10^{-10}$ .

As shown in Table 4, compared with the widely used LOBP4dCG<sup>†</sup>, BOSP converges faster in general, typically requiring only about half number of iterations. Notably, for the SiH4 system at the highest precision, LOBP4dCG failed to converge within 200 iterations for even the first eigenpair (indicated by “–”), while BOSP successfully obtained all desired eigenpairs in only 17 iterations.

Problem	$\varepsilon_{\text{tol}}$	LOBP4dCG	BOSP
Na2	$10^{-6}$	9	6
	$10^{-8}$	12	7
	$10^{-10}$	16	8
SiH4	$10^{-6}$	20	10
	$10^{-8}$	25	13
	$10^{-10}$	–	17

Table 4: Number of iterations required by LOBP4dCG and BOSP with  $n_e = n_b = 10$  in **Example 4.3** for different tolerances.

Then, We present how the normalized residuals descend to target tolerances during the iteration in Figure 2, from which we can observe a rapid and stable decrease in the normalized residuals for different precision requirements. Then, to further investigate the normalized residuals reduction process, we apply a linear regression analysis

<sup>†</sup><https://web.cs.ucdavis.edu/~bai/LReigsoftware/>

for the first ten smallest positive eigenvalues and the associated eigenvectors. In particular, we denote  $r_\ell^{(j)}$  as the normalized residuals (4.1) of  $\ell$ -th eigenpair  $\{\lambda_\ell^{(j)}; \xi_\ell^{(j)}\}$  in the  $j$ -th iteration, and assume  $r_\ell^{(j)}$  satisfy the following relation

$$(4.2) \quad r_\ell^{(j)} = \alpha_\ell \cdot (r_\ell^{(j-1)})^{\beta_\ell}.$$

We compute the regression coefficients  $\alpha_\ell$  and  $\beta_\ell$  for  $\ell = 1, 2, \dots, 10$ , and present the first ten smallest positive eigenvalues and the regression coefficients for Na2 and SiH4 problems in Table 5, from which we observe a superlinear convergence for both problems.

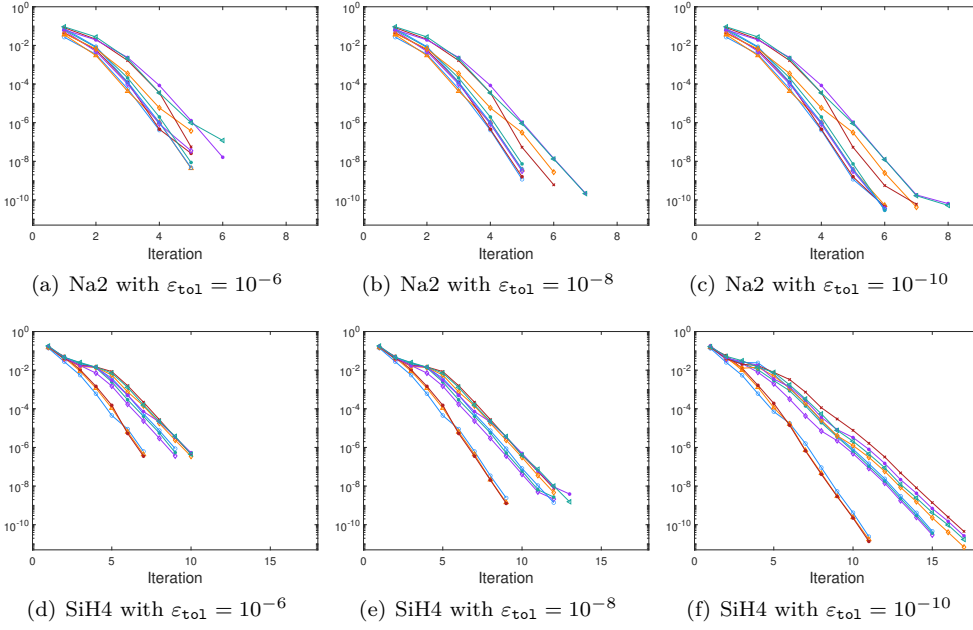


Fig. 2: Descending trend of the normalized residuals with  $n_e = n_b = 10$  in **Example 4.3**.

*Remark 4.4* (Newton search direction). Numerical results shown in **Example 4.3** witness a superlinear convergence, and it can be interpreted intuitively from the viewpoint of Newton search to find zeros of a vector-valued function. In fact, it is easy to check that solution  $\begin{bmatrix} z_i \\ w_i \end{bmatrix}$  to the linear system (3.10) is close to the Newton search direction at point  $\begin{bmatrix} \hat{y}_i \\ \hat{x}_i \end{bmatrix}$  for the following optimization problem

$$\min_{x, y \in \mathbb{R}^n} \frac{1}{2} (x^\top Kx + y^\top My) - \hat{\lambda}_i (x^\top y - 1),$$

which is usually used to solve the constrained problem

$$\min_{x^\top y = 1} \frac{1}{2} (x^\top Kx + y^\top My)$$

by augmented Lagrangian method [13, 25].

$\ell$	Na2			SiH4		
	$\lambda_\ell$	$\alpha_\ell$	$\beta_\ell$	$\lambda_\ell$	$\alpha_\ell$	$\beta_\ell$
1	0.227852000655427	0.0352	1.0625	0.541531082121720	0.2158	1.0653
2	0.240179032291449	0.0520	1.1057	0.541531084058815	0.1950	1.0603
3	0.240179035041609	0.0359	1.0790	0.541531086411073	0.2098	1.0688
4	0.242493850512922	0.0480	1.1185	0.619960061391761	0.3358	1.0461
5	0.245728485004234	0.0938	1.2091	0.619960062445083	0.3816	1.0583
6	0.246402942128366	0.0512	1.1354	0.619960064861915	0.3986	1.0626
7	0.301737363116933	0.1137	1.1214	0.635136237062253	0.3486	1.0374
8	0.301737364301465	0.0500	1.0501	0.635136238658330	0.4373	1.0520
9	0.329112160655168	0.0665	1.0228	0.639017048467930	0.3666	1.0371
10	0.336776988704641	0.0557	1.0139	0.639017049742115	0.3667	1.0385

Table 5: The regression coefficients on the normalized residuals in **Equation** (4.2) with  $n_e = n_b = 10$  and  $\varepsilon_{\text{tol}} = 10^{-10}$ .

*Example 4.5* (Large  $n_e$  case). Here we investigate the efficiency improvement of moving mechanism when computing large number of eigenpairs, that is,  $n_e \gg 1$ . In this case, we compute the first 5000 smallest positive eigenvalues for SiH4 problem, whose size is  $n = 5660$ . The algorithm is implemented with  $n_b = 150$  and  $\varepsilon_{\text{tol}} = 10^{-6}$  if not stated otherwise.

Firstly, we compare efficiency performance with/without the moving mechanism for different  $n_e$ , and present all the computation time in Figure 3, from which we can observe an ascending efficiency improvement for increasing number of required eigenpairs. The computation time with the moving mechanism is only one-sixth of that without the mechanism for  $n_e = 5000$  (nearly 90% of all eigenvalues). Meanwhile, we present the computational time for each component in Table 6, from which one can conclude that the moving mechanism greatly improves efficiency, since the size of small-scale LREP (3.6), is much smaller.

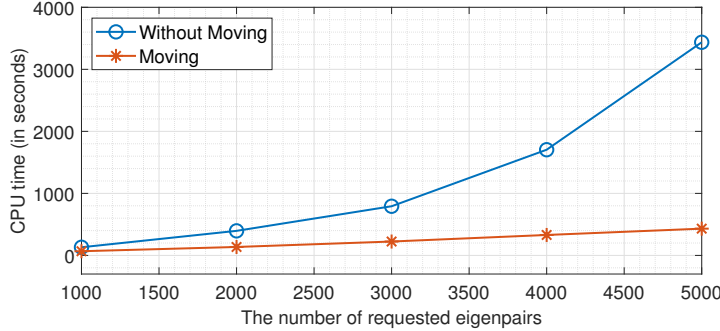


Fig. 3: The efficiency performance with/without the moving mechanism in **Example 4.5**.

Secondly, to study the influence of batch size  $n_b$  on efficiency, we compute the first 5000 smallest positive eigenvalues and their associated eigenvectors. In Figure 4, we show the number of converged eigenvalues, **nevConv**, versus the iteration number and CPU time for different batch sizes  $n_b = 60, 90, 120, 150, 180$ . It seems that  $n_b = 150$

Procedure	Moving		Without moving	
	Time	Percentage	Time	Percentage
Initialize $U$ and $V$	3.82	0.88%	128.53	3.74%
Solve small-scale Problem	106.14	24.59%	2673.51	77.80%
Check Convergence	5.37	1.23%	6.07	0.18%
Compute $P$ and $Q$	11.47	2.65%	33.81	0.98%
Compute $W$ and $Z$	304.77	70.61%	594.48	17.30%
Total time	431.58	100.00%	3436.40	100.00%

Table 6: The computation times with/without the moving mechanism for  $n_e = 5000$  in **Example 4.5**.

is optimal to achieve the best efficiency in this case. Larger batch size leads to less iteration steps, but costs much more time in each small-scale LREP (3.6), and eventually results in a poor efficiency performance.

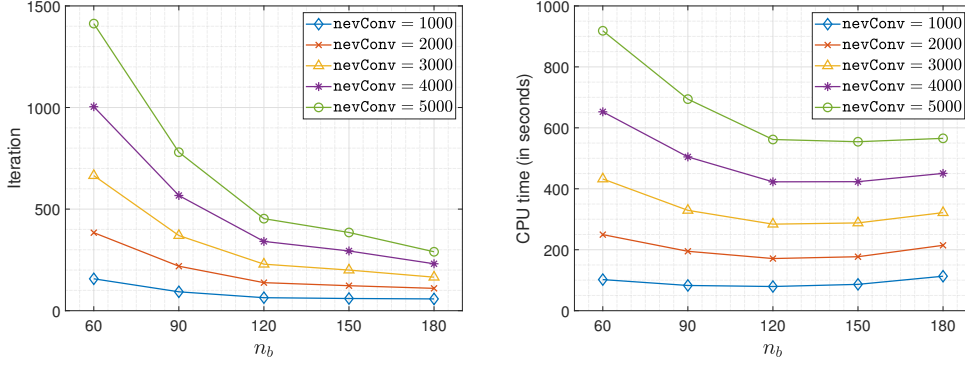


Fig. 4: The convergence performance when the first  $nevConv$  eigenpairs converged in **Example 4.5**.

**4.3. Parallel scalability for large-scale problem.** In this section, we investigate the parallel scalability for large-scale sparse and dense matrices.

*Example 4.6* (Large-scale sparse matrix). In this example, we solve a large-scale sparse LREP, that is generated from finite element discretization of the following eigenvalue problem: To find  $\{\lambda; u, v\}$ , such that

$$(4.3) \quad \begin{cases} \begin{bmatrix} O & -\Delta \\ \mathcal{I} & O \end{bmatrix} \begin{bmatrix} v \\ u \end{bmatrix} = \lambda \begin{bmatrix} v \\ u \end{bmatrix}, & \text{in } \Omega, \\ v = u = 0, & \text{on } \partial\Omega, \end{cases}$$

where  $\Omega = (0, 1)^3$ . Here,  $\Delta$  and  $\mathcal{I}$  are the Laplacian operator and the identity operator respectively.

The discretization of equation (4.3) by cubic finite element (P3 element) using

PHG<sup>‡</sup> with 393,216 elements results in the following generalized eigenvalue problem

$$(4.4) \quad \begin{bmatrix} O & K \\ M & O \end{bmatrix} \begin{bmatrix} y \\ x \end{bmatrix} = \lambda \begin{bmatrix} B & O \\ O & B \end{bmatrix} \begin{bmatrix} y \\ x \end{bmatrix},$$

where the stiffness and mass matrix  $K, M$  are of the same size, i.e.,  $n = 1,742,111$  (about 1.7 million).

The numerical experiments were carried out on LSSC-IV<sup>§</sup> in the State Key Laboratory of Scientific and Engineering Computing, Chinese Academy of Sciences. Each computing node has two 18-core Intel Xeon Gold 6140 processors at 2.3 GHz and 192 GB memory. The algorithm is implemented with MPI parallelism in order to measure its scaling performance, using 36, 72, 144, 288, 576 processes. Table 7 shows the computation time of each component step for different number of processes, from which one can easily observe a nearly linear scaling with number of processes.

Number of processes	36		72		144		288		576	
Procedure	Time	Percentage	Time	Percentage	Time	Percentage	Time	Percentage	Time	Percentage
Initialize $U$ and $V$	18.58	8.88%	9.74	8.61%	4.95	8.44%	2.60	8.52%	1.62	9.29%
Solve small-scale Problem	18.46	8.83%	9.90	8.75%	5.41	9.23%	2.86	9.38%	1.87	10.72%
Check Convergence	3.77	1.80%	2.09	1.85%	1.29	2.20%	0.67	2.20%	0.41	2.35%
Calculate $P$ and $Q$	0.53	0.25%	0.30	0.47%	0.16	0.48%	0.07	0.23%	0.04	0.23%
Calculate $W$ and $Z$	167.80	80.23%	91.15	80.54%	46.84	79.88%	24.30	79.67%	13.48	77.29%
Total Time	209.15	100.00%	113.18	100.00%	58.64	100.00%	30.50	100.00%	17.44	100.00%

Table 7: The parallel scalability in **Example 4.6** with  $n_e = 50$  and  $n_b = 10$ .

*Example 4.7* (Large-scale dense matrix). In this example, we solve BdG [10, 37], a special LREP that arises from the perturbation of the Bose-Einstein Condensates around stationary states. The differential operator is spatially discretized by the Fourier spectral method and the corresponding discrete system is of **large-scale**, especially for two and three spatial dimensions, and **dense**, i.e., fully populated for each matrix entry. Therefore, we design a **matrix-free** interface, which requires the matrix-vector product during the iterative process, to reduce the memory requirement substantially.

Here, we consider the BdG equation in 3-dimensional space which is given as follows [5, 10, 20, 37]: to find  $\{\lambda; u, v\}$  such that

$$(4.5) \quad \begin{cases} \mathcal{L}_{\text{GP}} u + \beta |\phi_s|^2 u + \beta \phi_s^2 v = \lambda u, \\ \mathcal{L}_{\text{GP}} v + \beta |\phi_s|^2 v + \beta \bar{\phi}_s^2 u = -\lambda v, \end{cases}$$

with constrain  $\int_{\mathbb{R}^3} (|u(\mathbf{x})|^2 + |v(\mathbf{x})|^2) d\mathbf{x} = 1$ , where  $\mathcal{L}_{\text{GP}} = -\frac{1}{2}\nabla^2 + V(\mathbf{x}) + \beta |\phi_s|^2 - \mu_s$  and  $V(\mathbf{x}) = \frac{1}{2} [(\gamma_x x)^2 + (\gamma_y y)^2 + (\gamma_z z)^2]$  is the harmonic external potential with  $\gamma_x, \gamma_y, \gamma_z$  being the trapping frequencies in each spatial direction. The chemical potential  $\mu_s$  and the stationary state  $\phi_s(\mathbf{x})$  satisfy the following nonlinear Gross-Pitaevskii equation (GPE) [5]

$$(4.6) \quad \left[ -\frac{1}{2}\nabla^2 + V(\mathbf{x}) + \beta |\phi_s|^2 \right] \phi_s = \mu_s \phi_s, \quad \text{with } \int_{\mathbb{R}^3} |\phi_s(\mathbf{x})|^2 d\mathbf{x} = 1.$$

<sup>‡</sup>[http://lsec.cc.ac.cn/phg/index\\_en.htm](http://lsec.cc.ac.cn/phg/index_en.htm)

<sup>§</sup><http://lsec.cc.ac.cn/chinese/lsec/LSSC-IVintroduction.pdf>

Using a change of variables  $f = u + v$  and  $g = u - v$ , we can rewrite the BdG equation (4.5) as follows

$$(4.7) \quad \mathcal{L}_{\text{GP}} g = \lambda f, \quad (\mathcal{L}_{\text{GP}} + 2\beta|\phi_s|^2)f = \lambda g, \quad \text{with } \int_{\mathbb{R}^3} f(\mathbf{x})g(\mathbf{x}) d\mathbf{x} = 1.$$

The nullspace of  $\mathcal{L}_{\text{GP}}$  is not empty since  $\mathcal{L}_{\text{GP}}\phi_s = 0$ , and it immediately implies that 0 is an eigenvalue of (4.7). As stated in [10, 37], there exist three analytical eigenpairs as follows

$$\left\{ \gamma_\alpha; \sqrt{2}\gamma_\alpha^{-\frac{1}{2}}\partial_\alpha\phi_s, -\sqrt{2}\gamma_\alpha^{\frac{1}{2}}\alpha\phi_s \right\}, \quad \text{for } \alpha = x, y, z,$$

and they will serve as benchmark solutions.

Since the eigenfunctions are smooth and fast-decaying, we discretize the BdG equation (4.7) using the Fourier spectral method on a uniformly discretized rectangular domain  $\Omega$ . As a result, we are confronted with a large-scale densely populated eigenvalue problem. The operator-function/matrix-vector product implementation is of essential importance to efficiency, and is realized with the Fast Fourier Transform with almost optimal complexity  $\mathcal{O}(n \log n)$  with  $n$  being the number of grid points.

In this case, we set  $\gamma_x = \gamma_y = 1$ ,  $\gamma_z = 2$ ,  $\beta = 100$  and compute the first eight smallest positive eigenvalues of (4.7) with  $\varepsilon_{\text{tol}} = 10^{-8}$  for different mesh sizes on domain  $\Omega = (-8, 8)^3$ . The numerical eigenvalues and computation times are presented in Table 8, from which we can observe that the computational time is roughly  $\mathcal{O}(n \log n)$  and the number of matrix-vector product seems unchanged and independent of the spatial mesh size  $h$ . It implies that the performance remains efficient and scalable for large-scale matrix.

$h$	$h_0 = 1$	$h_0/2$	$h_0/4$	$h_0/8$	$h_0/16$
$n$	4,096	32,768	262,144	2,097,152	16,777,216
$\lambda_1$	1.00482127487320	0.99999662331167	1.000000000000871	0.99999999999422	1.00000000000157
$\lambda_2$	1.00482127490807	0.99999662331498	1.000000000000872	0.99999999999422	1.00000000000215
$\lambda_3$	1.51719126293581	1.51548541163141	1.51549662106678	1.51549662107412	1.51549662106231
$\lambda_4$	1.54237926065405	1.51549063915454	1.51549662106947	1.51549662107433	1.51549662106233
$\lambda_5$	1.90225282934626	1.87508846000935	1.87496258699030	1.87496258650835	1.87496258643911
$\lambda_6$	1.91639375724723	2.00026954487640	2.00000000104929	2.00000000005089	2.00000000000583
$\lambda_7$	2.06343832504500	2.04187426614331	2.04187975275431	2.04187975276325	2.04187975274606
$\lambda_8$	2.06343832505536	2.04187426614365	2.04187975275628	2.04187975276327	2.04187975274609
CPU(s)	0.66	4.39	37.34	397.02	3706.27

Table 8: The first eight smallest positive eigenvalues and CPU time in **Example 4.7**.

To further investigate the performance, in Figure 5, we present the normalized residuals of  $\gamma_x$  and  $\gamma_z$  (top left and right) and eigenvalue errors of  $\gamma_x$  and  $\gamma_z$  (bottom left and right) versus iteration steps for different mesh sizes  $h$ . It is noticed that the convergence seems to be independent of the mesh size, while the bottom row indicates a similar spectral convergence as its analytical counterparts. A more comprehensive study of its performance, in terms of accuracy, efficiency, and parallel capability, in the context of BdG equation is going on, and shall be reported in another article.

**5. Conclusions.** For linear response eigenvalue problems, we proposed a Bi-Orthogonal Structure-Preserving subspace iterative solver to compute the correspond-

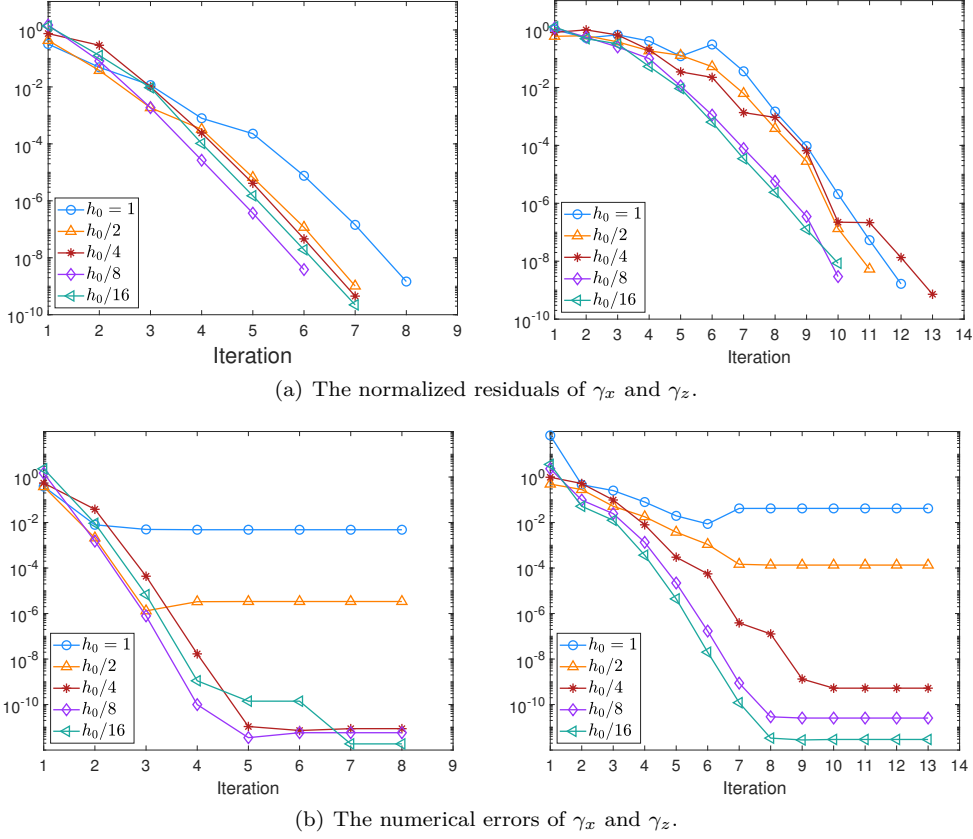


Fig. 5: The convergence performance in **Example 4.7** for different mesh sizes.

ing large-scale sparse and dense discrete eigenvalue system that may admit zero eigenvalues. Our solver is based on a direct sum decomposition of biorthogonal invariant subspaces where the generalized nullspace is taken into account. Preserving the biorthogonal property is of essential importance to guarantee the convergence, efficiency, and parallel scalability. The MGS-Biorth algorithm preserves the biorthogonality quite well on the discrete level. We introduce a deflation mechanism via biorthogonalization without introducing any artificial parameters so that the converged eigenpairs are deflated out automatically. When the number of requested eigenpairs is very large, we propose a moving mechanism to advance the computation batch by batch such that the memory requirements are greatly reduced and efficiency is much improved to a great extent. For large-scale problems, the matrix-vector product is allowed to be provided interactively, waiving explicit memory storage. The performance is further improved when the matrix-vector product is implemented using parallel computing. Extensive numerical results are shown to demonstrate the stability, efficiency, and parallel scalability.

The linear response eigenvalue problem in this article is equivalent to the real Bethe-Salpeter eigenvalue problem. In contrast, complex Bethe-Salpeter eigenvalue problem, which is quite common in many physical applications, is much more chal-



lenging and now under investigation, and we shall report our results in future work.

## REFERENCES

- [1] Z. BAI AND R.C. LI, *Minimization principles for the linear response eigenvalue problem I: Theory*, SIAM J. Matrix Anal. Appl., 33(2012), pp. 1075–1100.
- [2] Z. BAI AND R.C. LI, *Minimization principles for linear response eigenvalue problem II: Computation*, SIAM J. Matrix Anal. Appl., 34(2013), pp. 392–416.
- [3] Z. BAI AND R.C. LI, *Minimization principles and computation for the generalized linear response eigenvalue problem*, BIT Numer. Math., 54(2014), pp. 31–54.
- [4] Z. BAI, R.C. LI AND W.W. LIN, *Linear response eigenvalue problem solved by extended locally optimal preconditioned conjugate gradient methods*, Sci. China Math., 59(2016), pp. 1443–1460.
- [5] W. BAO AND Y. CAI, *Mathematical theory and numerical methods for Bose-Einstein condensation*, Kinet. Relat. Mod., 6(2013), pp. 1–135.
- [6] P. BENNER AND C. PENKE, *Efficient and accurate algorithms for solving the Bethe-Salpeter eigenvalue problem for crystalline systems*, J. Comput. Appl. Math., 400(2022), pp. 0377–0427.
- [7] X. BLASE, I. DUCHEMIN, D. JACQUEMIN AND P. F. LOOS, *The Bethe-Salpeter equation formalism: from physics to chemistry*, J. Phys. Chem. Lett., 11(2020), pp. 7371–7382.
- [8] J. BRABEC, L. LIN, M. SHAO, N. GOVIND, C. YANG, Y. SAAD AND E. G. NG, *Efficient algorithms for estimating the absorption spectrum within linear response TDDFT*, J. Chem. Theory Comput., 11(2015), pp. 5197–5208.
- [9] M. E. CASIDA, *Time-dependent density functional response theory for molecules in: Recent Advances In Density Functional Methods: (Part I)*, World Scientific, 1995, pp. 155–192.
- [10] Y. GAO AND Y. CAI, *Numerical methods for Bogoliubov-de Gennes excitations of Bose-Einstein condensates*, J. Comput. Phys., 403(2020), article 109058.
- [11] P. GIANNOZZI, S. BARONI, N. BONINI, M. CALANDRA, R. CAR, C. CAVAZZONI, D. CERESOLI, G. L. CHIAROTTI, M. COCCIONI, I. DABO ET AL, *QUANTUM ESPRESSO: a modular and open-source software project for quantum simulations of materials*, J. Phys. Condens. Matter., 21(2009), article 395502.
- [12] V. HERNANDEZ, J. E. ROMAN, AND V. VIDAL, *SLEPc: A scalable and flexible toolkit for the solution of eigenvalue problems*, ACM Trans. Math. Softw., 31(2005), pp. 351–362.
- [13] M. R. HESTENES, *Multiplier and gradient methods*, J. Optimiz. Theory App., 5(1969), pp. 303–320.
- [14] N. J. HIGHAM, *The test matrix toolbox for matlab (version 3.0)*, Technical report, University of Manchester, 1995.
- [15] L. KOHAUPT, *Introduction to a Gram-Schmidt-type biorthogonalization method*, Rocky Mt. J. Math., 44(2014), pp. 1265–1279.
- [16] R. KRESS, *Numerical Analysis*, Springer Science & Business Media, 2012.
- [17] C. LANCZOS, *An iteration method for the solution of the eigenvalue problem of linear differential and integral operators*, J. Res. Nat. Bur. Stand., 45(1950), pp. 255–282.
- [18] Y. LI, Z. WANG AND H. XIE, *GCGE: a package for solving large scale eigenvalue problems by parallel block damping inverse power method*, CCF Trans. High Perform. Comput., 5(2023), pp. 171–190.
- [19] Y. LI, H. XIE, R. XU, C. YOU AND N. ZHANG, *A parallel generalized conjugate gradient method for large scale eigenvalue problems*, CCF Trans. High Perform. Comput., 2(2020), pp. 111–122.
- [20] M. J. LUCERO, A. M. N. NIKLASSON, S. TRETIK AND M. CHALLACOMBE, *Molecular-orbital-free algorithm for excited states in time-dependent perturbation theory*, J. Chem. Phys., 129(2008), article 064114.
- [21] A. D. MARTIN AND P.B. BLAKIE, *Stability and structure of an anisotropically trapped dipolar Bose-Einstein condensate: Angular and linear rotons*, Phys. Rev. A, 86(2012), article 053623.
- [22] G. ONIDA, L. REINING AND A. RUBIO, *Electronic excitations: density-functional versus many-body Green's-function approaches*, Rev. Mod. Phys., 74(2002), pp. 601–659.
- [23] P. PAKONSTANTINO, *Reduction of the RPA eigenvalue problem and a generalized Cholesky decomposition for real-symmetric matrices*, Europhys. Lett., 78(2007), article 12001.
- [24] B. N. PARLETT, D. R. TAYLOR AND Z. A. LIU, *A look-ahead Lanczos algorithm for unsymmetric matrices*, Math. Comput., 44(1985), pp. 105–124.
- [25] M. J. POWELL, *A method for nonlinear constraints in minimization problems*, Optimization,

- Academic Press, 1969, pp. 283–298.
- [26] P. RING AND P. SCHUCK, *The Nuclear Many-body Problem*, Springer Science & Business Media, 2004.
  - [27] D. ROCCA, Z. BAI, R. C. LI AND G. GALLI, *A block variational procedure for the iterative diagonalization of non-Hermitian random-phase approximation matrices*, J. Chem. Phys., 136(2012), article 034111.
  - [28] A. RUHE, *Numerical aspects of Gram-Schmidt orthogonalization of vectors*, Linear Algebra Appl., 52(1983), pp. 591–601.
  - [29] Y. SAAD, *The Lanczos biorthogonalization algorithm and other oblique projection methods for solving large unsymmetric systems*, SIAM J. Numer. Anal., 19(1982), pp. 485–506.
  - [30] Y. SAAD, *Iterative Methods for Sparse Linear Systems*, SIAM, 2003.
  - [31] Y. SAAD, *Numerical Methods for Large Eigenvalue Problems*, J. Soc. Ind. Appl. Math., 2011.
  - [32] E. E. SALPETER AND H. A. BETHE, *A relativistic equation for bound-state problems*, Phys. Rev., 84(1951), pp. 1232–1242.
  - [33] M. SHAO, F. H. DA JORNADA, L. LIN, C. YANG, J. DESLIPPE AND S. G. LOUIE, *A structure preserving Lanczos algorithm for computing the optical absorption spectrum*, SIAM J. Matrix Anal. Appl., 39(2018), pp. 683–711.
  - [34] M. SHAO, F. H. DA JORNADA, C. YANG, J. DESLIPPE AND S. G. LOUIE, *Structure preserving parallel algorithms for solving the Bethe-Salpeter eigenvalue problem*, Linear Algebra Appl., 488(2016), pp. 148–167.
  - [35] G. W. STEWART, *Block Gram-Schmidt orthogonalization*, SIAM J. Sci. Comput., 31(2008), pp. 761–775.
  - [36] G. STRINATI, *Application of the Green’s functions method to the study of the optical properties of semiconductors*, Riv. del Nuovo Cim., 11(1988), pp. 1–86.
  - [37] Q. TANG, M. XIE, Y. ZHANG AND Y. ZHANG, *A spectrally accurate numerical method for computing the Bogoliubov-de Gennes excitations of dipolar Bose-Einstein condensates*, SIAM J. Sci. Comput., 44(2022), pp. B100–B121.
  - [38] Z. TENG AND R.C. LI, *Convergence analysis of Lanczos-type methods for the linear response eigenvalue problem*, J. Comput. Appl. Math., 247(2013), pp. 17–33.
  - [39] Z. TENG AND L. LU, *A FEAST algorithm for the linear response eigenvalue problem*, Algorithms, 12(2019), pp. 181.
  - [40] Z. TENG AND L.H. ZHANG, *A block Lanczos method for the linear response eigenvalue problem*, Electron. Trans. Numer. Anal., 46(2017), pp. 505–523.
  - [41] Z. TENG, Y. ZHOU AND R.C. LI, *A block Chebyshev-Davidson method for linear response eigenvalue problems*, Adv. Comput. Math., 42(2016), pp. 1103–1128.
  - [42] D.J. THOULESS, *Vibrational states of nuclei in the random phase approximation*, Nucl. Phys., 22(1961), pp. 78–95.
  - [43] D.J. THOULESS, *The Quantum Mechanics of Many-Body Systems*, Academic, 1972.
  - [44] R.S VARGA, *Matrix Iterative Analysis*, Springer Science & Business Media, 2000.
  - [45] E. VECHARYNSKI, J. BRABEC, M. SHAO, N. GOVIND AND C. YANG, *Efficient block preconditioned eigensolvers for linear response time-dependent density functional theory*, Comput. Phys. Commun., 221(2017), pp. 42–52.
  - [46] N. ZHANG, Y. LI, H. XIE, R. XU AND C. YOU, *A generalized conjugate gradient method for eigenvalue problems*, Sci. Sin. Math., 51(2021), pp. 1297–1320.