

# Temperature-Noise Interplay in a Coupled Model of Opinion Dynamics

Anna Chmiel and Julian Sienkiewicz

Faculty of Physics, Warsaw University of Technology, Koszykowa 75, 00-662 Warszawa, Poland\*

We consider a coupled system mimicking opinion formation under the influence of a group of  $q$  neighbors ( $q$ -lobby) that consists of an Ising part governed by temperature-like parameter  $T$  and a voter dynamics parameterized by noise probability  $p$  (independence of choice). Using rigorous analytical calculations backed by extensive Monte Carlo simulations, we examine the interplay between these two quantities. Based on the theory of phase transitions, we derive the relation between  $T$  and  $p$  at the critical line dividing the ordered and disordered phases, which takes a very simple and generic form  $T(p - a) = b$  in the high temperature limit. For specific lobby sizes, we show where the temperature and noise are balanced, and we hint that for large  $q$ , the temperature-like dynamics prevails.

## I. INTRODUCTION

In spite of a multitude of different opinion dynamics models [1, 2], the notion of social temperature remains elusive. Although it can be intuitively understood as a measurement that quantifies the extent to which a group's average opinion is susceptible to changing [3], degree of randomness in the behavior of individuals [4] or willingness to change one's opinion [5], no universal definition thereof can be found.

Additionally, in this context, the (social) temperature is often interchangeably used in an explicit way with the idea of uncertainty [6], attention or lack thereof [6, 7], (social) noise level [8] and randomness or pure noise [1]. It has also been argued that *independence* plays a role similar to temperature [9, 10]

In this paper, we aim to find a bridge between these concepts. To address this task, we use two very similar approaches that examine the influence of a selected group of agents (a  $q$ -lobby) on the opinion of an individual. However, one of these approaches, called the  $q$ -neighbor Ising model (for brevity further called  $q$ -Ising model) [11], uses the concept of (pseudo)temperature, while the second one – the  $q$ -voter model [9] utilizes the idea of independence of choice that could be understood as an intrinsic noise. In the same way as the original Ising and voter models have found their way into different areas of science [12, 13], their versions imitating lobby influence have also created new paths to follow in statistical physics [14, 15] and social sciences that touch such phenomena as polarization [16] contrarian effect [17] or conformity bias [18].

By coupling these two generic dynamics we examine the conditions that are necessary for one of the models to prevail, thus finding the relation between the temperature and noise (independence). Additionally, owing to the parametrization of the model with the lobby size  $q$ , we show how the number of active neighbors affects the above relation and alters the system's behavior.

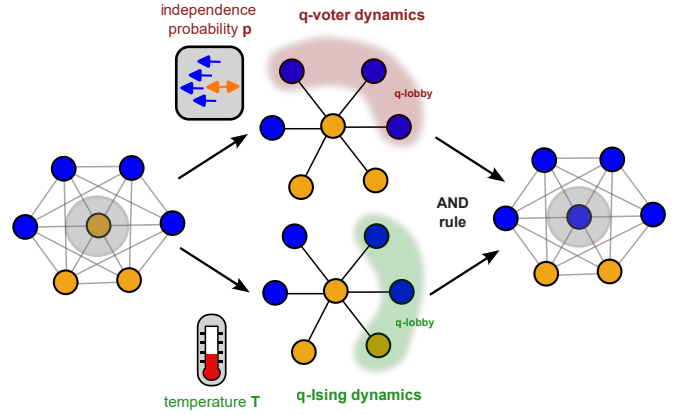


FIG. 1. Schematic representation of the examined model

## II. MODEL DESCRIPTION AND ITS FUNDAMENTAL PROPERTIES

The system consists of  $N$  agents, each holding a binary opinion  $s_i = \pm 1$ , acting on top of a complete graph, described by total magnetization  $m = \frac{1}{N} \sum_{i=0}^N s_i$ . In each time step, one agent is selected at random, and outcomes of two types of dynamical rules performed independently ( $q$ -voter and  $q$ -Ising, described further) are checked (see Fig. 1). If both dynamics indicate a change of opinion, the selected node flips its state (a so-called AND rule [19]). Alternatively, one can describe the system as a duplex (two-layer multiplex network) with different dynamics on each level and the condition that the state of node has to be the same in both layers, which in the case of opinion dynamics, can be understood as “no hypocrisy rule”, i.e., the agent presents the same opinion in each community it belongs to.

The key component of both types of dynamics is the  $q$ -lobby ( $q$ -panel) – a set of  $q$  nodes selected at random from all neighbors of the given agent  $i$  (here, given the complete graph, out of all nodes). In the case of the  $q$ -voter dynamics [9], the agent flips its state only when the  $q$ -lobby is homogeneous, i.e., all the chosen neighbors have the same state, however, it still has the option to behave (i.e., change its opinion) independently,

\* julian.sienkiewicz@pw.edu.pl

which takes place with probability  $p$ , called later probability of independence. Thus, in the infinite system, the probability  $\gamma_v^+$  of an increase in the magnetization for the q-voter dynamics reads  $\gamma_v^+ \equiv \gamma_v^+(q, m, p) = 2^{-q}(1-p)(1+m)^q + p/2$ . In the same manner, owing to the symmetry of the problem  $\gamma_v^- \equiv \gamma_v^-(q, -m, p)$ . In the case of the q-Ising model [11], in analogy to the original Ising model, the opinion of the agent is flipped with probability  $\min\{1, \exp(\Delta E/T)\}$ , where  $T > 0$  is temperature-like parameter,  $\Delta E = 2s_i \sum_{nn} s_j$  and summation goes over all nodes in the q-lobby. Thus the probability  $\gamma_I^+$  of an increase in the magnetization for the q-Ising dynamics reads  $\gamma_I^+ \equiv \gamma_I^+(q, m, T) = 2^{-q} \sum_{k=0}^q \binom{q}{k} (1+m)^{q-k} (1-m)^k E_{qk}$ , where  $E_{qk} = \min\{1, \exp[2(q-2k)/T]\}$ . Similarly,  $\gamma_I^- \equiv \gamma_I^-(q, -m, T)$ .

Choosing the topology of a complete graph over a specific network model might seem an oversimplification; however, judging from previous works on q-voter and q-Ising network duplexes [20, 21], the character of the observed phenomena should stay the same.

Given the above rules and the condition that both dynamics need to suggest the flip, the rate equation  $F_q \equiv F(q, m, p, T)$  governing the coupled system reads

$$F_q = \frac{1-m}{2} \gamma_I^+ \gamma_v^+ - \frac{1+m}{2} \gamma_I^- \gamma_v^- = 0. \quad (1)$$

The standard procedure to obtain the critical temperature (or critical value of noise) for systems characterized by continuous phase transition or the lower spinodal for the discontinuous one is to require that  $(\partial F_q / \partial m)_{m=0} = 0$  and use it to obtain the relevant value of  $T_c$  or  $p_c$ . Here, we follow the same procedure; however, it leads to a relation  $f(p, T) = 0$  instead. As  $F_q$  is linear with respect to  $p$  for any value of  $q$ , a straightforward solution presenting the critical value of the noise as a function of temperature reads

$$p_q^*(T) = \frac{\sum_{k=0}^q \binom{q}{k} (2q-2k-1) E_{qk}}{\sum_{k=0}^q \binom{q}{k} [(2^{q-1}-1)(1+2k-q) + q] E_{qk}}. \quad (2)$$

Owing to the very form of Eq. (1), i.e., a sum of  $\exp(a\beta)$  with  $\beta = T^{-1}$ , linear expansion  $p_q^*(\beta)$  around  $\beta = 0$  yields

$$p_q^*(T) \underset{T \gg 1}{\approx} a_q + b_q T^{-1} \quad (3)$$

or, equivalently,  $T(p - a_q) = b_q$ . In the above equation,  $a_q$  equals the critical value of  $p$  for a monolayer q-voter model as it is equivalent to the  $T \rightarrow \infty$  case. The above formula holds true for any value of  $q$  considered in this study and stands as a first key point we deliver in this paper, showing a concise relation between the temperature and the noise in the high temperature limit at the critical line with  $b_q$  expressing the way  $T^{-1}$  relates to noise  $p$ .

TABLE I. Properties of phase transitions in the monolayer q-voter and q-Ising models, duplex versions thereof, and the q-Ising q-voter duplex examined in this study together with coefficients  $a_q$  and  $b_q$  of linear expansion (3). The  $C$  symbol stands for the continuous phase transition and  $DC$  for a discontinuous one, while the dash "—" marks no transition.

lobby size $q$	1	2	3	4	5	6
q-Ising [11]	—	—	C	DC	DC	DC
q-voter [9]	—	C	C	C	C	DC
q-Ising duplex [22]	C	C	C	C	C	C
q-voter duplex [23]	C	C	C	C	DC	DC
q-voter and q-Ising	C	C	C	DC/C	DC/C	DC
$a_q$ coefficient	0	$\frac{1}{3}$	$\frac{1}{3}$	$\frac{3}{11}$	$\frac{1}{5}$	$\frac{5}{37}$
$b_q$ coefficient	1	$\frac{8}{9}$	1	$\frac{128}{121}$	1	$\frac{1152}{1369}$

### III. RESULTS FOR $q \leq 3$

All the systems characterized by  $q \leq 3$  share a common property: in their base (monolayer) versions there is either only a disordered state or a continuous phase transition between the disordered and order state (see Table I). Therefore we are allowed to expect that their coupled version should exhibit similar properties. We start with the  $q = 1$  case, for which (1) takes the form of  $F_1 = m(B_1 m^2 + A_1) = 0$  with  $B_1 = \frac{1}{4}(p-1)(1-e^{-\frac{2}{T}})$  and  $A_1 = \frac{1}{4}[(p-1) - (p+1)e^{-\frac{2}{T}}]$  characterized by the following solutions  $m_0 = 0$  and  $m_{1,2} = \pm \sqrt{(1-p \coth T^{-1})/(1-p)}$ . Given the form of  $m_0, m_1$  and  $m_2$ , the system undergoes continuous phase transition between the ordered phase and the disordered one both when the control parameter is  $T$  and  $p$  as shown in Fig. 2a and confirmed by performing extensive Monte Carlo simulations (Fig. 2d,e). Seemingly unexpected, as both base models exhibit no transitions, this phenomenon is already present in the q-Ising and q-voter duplex case (Table I). Following, we arrive at a particularly concise relation for the critical line, i.e.,

$$p_1^*(T) = \tanh T^{-1}, \quad (4)$$

shown in Fig. 2a with solid line. The linear expansion takes an exceptionally simple form ( $a_1 = 0, b_1 = 1$ ) that can be written out as

$$pT = 1, \quad (5)$$

presented with a dashed line in Fig. 2a. It follows that for  $T \gg 1$  noise in the coupled model with  $q = 1$  can be treated as an *opposite measure to temperature*, i.e., for a given  $T$  one has to secure at least  $p = 1/T$  noise probability to prevent the system moving from a disordered state to an ordered one. This result comes as a second key point raised in this study.

Let us now examine the  $q = 2$  case, for which (1) takes the form of a quintic equation that can be factorized as a product of  $m$  and a biquadratic equation  $F_2 = m(C_2 m^4 + B_2 m^2 + A_2)$  with  $C_2 = (p-1)(1-e^{-4/T})$ ,

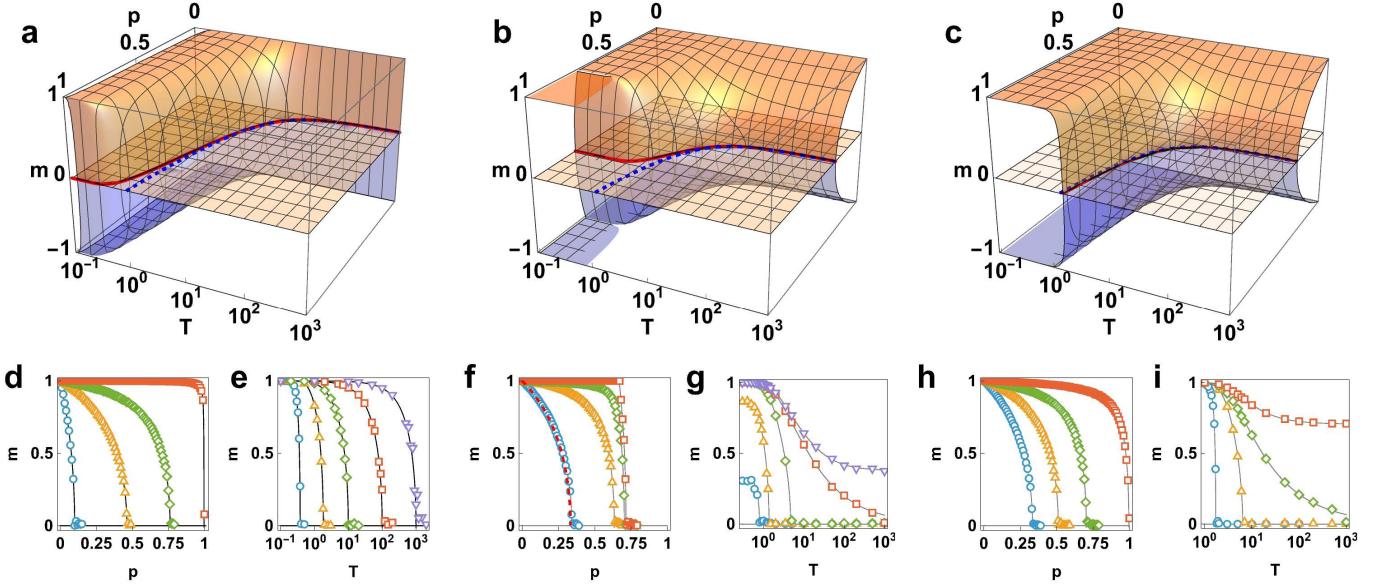


FIG. 2. Top row: solutions of the rate equation (1) for (a)  $q = 1$ , (b)  $q = 2$  and (c)  $q = 3$ . The red solid line in the  $m = 0$  plane is  $p_q^*(T)$  given by (2), while dashed lines come from the Taylor expansion thereof given by (3). Bottom row: comparison of numerical simulations and analytical predictions of  $m(p)$  and  $m(T)$  for (d,e)  $q = 1$ , (f,g)  $q = 2$  and (h,i)  $q = 3$ . Solid lines are solutions of  $F_1 = 0$ ,  $F_2 = 0$  and  $F_3 = 0$  and symbols are Monte Carlo simulations for (d)  $T = 10$  – circles,  $T = 2$  – triangles,  $T = 1$  – diamonds, and  $T = 0.3$  – squares, (e)  $p = 0.99$  – circles,  $p = 0.5$  – upward triangles,  $p = 0.1$  – diamonds,  $p = 0.01$  – squares, and  $p = 0.001$  – downward triangles, (f)  $T = 100$  – circles,  $T = 2$  – triangles,  $T = 1$  – diamonds,  $T = 0.2$  – squares, (g)  $p = 0.71$  – circles,  $p = 0.68$  – upward triangles,  $p = 0.5$  – diamonds,  $p = 1/3$  – squares, and  $p = 0.3$  – downward triangles; (h)  $T = 1000$  – circles,  $T = 6$  – triangles,  $T = 3$  – diamonds,  $T = 1.73$  – squares; (i)  $p = 1$  – circles,  $p = 1/2$  – upward triangles,  $p = 1/3$  – diamonds,  $p = 0.2$  – squares. All simulations were performed for  $N = 2 \cdot 10^5$  nodes and  $M = 2 \cdot 10^5$  large MC steps.

$B_2 = (4p-2)e^{-4/T} - 8p + 6$  and  $A_2 = (5p+1)e^{-4/T} + 7p - 5$  and an obvious set of solutions  $m_0 = 0$  and  $m_{1,2,3,4} = \pm [(B_2 \pm (B_2^2 - 4A_2C_2)^{1/2}) / (2C_2)]^{1/2}$  where  $m_{1,2}$  correspond to the plus sign under the root. The last two either bring no relevant values ( $|m_{3,4}| > 1$  or they are equal to  $\pm 1$  but then they are unstable (see Appendix A for details). The system exhibits a continuous phase transition for both control parameters (cf. Fig. 2b,f,g) and the relation between the critical value of  $p$  and the temperature reads

$$p_2^*(T) = \frac{5 - e^{-\frac{4}{T}}}{7 + 5e^{-\frac{4}{T}}}, \quad (6)$$

and is marked with the solid line in Fig. 2b. Unlike  $q = 1$ , one can identify ranges of  $p$  for which the system stays strictly in an ordered or disordered state, regardless of the temperature. The limiting values are found by exploring the limits  $T \rightarrow \infty$  and  $T \rightarrow 0$  in Eq. (6). The first limit trivially coincides with the monolayer  $q$ -voter model with  $q = 2$  [9] (dashed line in Fig. 2b), the second one  $p_2^*(T \rightarrow 0) = 5/7$  is unexpected and cannot be explained by relating to the properties of either of the base models. Even for low temperatures, the system still stays in the disordered state once  $p > 5/7$ . This phenomenon can be spotted by examining  $F_2 = 0$  for  $T \rightarrow 0$  in which case it takes the form of  $m = \pm 1$  for  $p \leq 2/3$ ,  $m = \pm \sqrt{(5-7p)/(1-p)}$  for  $p \in (2/3; 5/7]$  and  $m = 0$

for  $p \in [5/7, 1]$ . These unexpected predictions are fully confirmed by Monte Carlo simulations shown in Fig. 2f. The  $q = 2$  case also brings surprising results in the context of the partially duplex clique model [22].

The  $q = 3$  case, shown in Fig. 2c comes (like the previous ones) with continuous-only phase transitions. The critical line calculated using Eq. (4) reads  $p_3^*(T) = 1/3 + 1/T$  for  $T \gg 1$  (see Appendix B for the full form of  $F_3$  and  $p_3^*(T)$ ), closely covering the exact value (see solid and dashed lines in Fig. 2c). A notable difference between  $q = 3$  and  $= 1, 2$  is connected to the fact that in addition to recovering the monolayer  $q$ -voter behavior for  $T \rightarrow \infty$  (see 2h) when  $p = 1$ , one should arrive at the original results of the monolayer  $q$ -Ising model. Below the critical temperature  $T_c \approx 1.7214$  [11, 24], one observes no disordered state regardless of the value of  $p$ .

#### IV. RESULTS FOR $q \geq 4$

The  $q = 4$  case is of particular interest in the context of this study due to the fact that although the monolayer  $q$ -voter model is characterized by a continuous phase transition with  $p_4^* = 3/11$ , in the  $q$ -Ising model we originally observe two spinodals: lower for  $T_c^{(1)} \approx 1.5886$  and upper for  $T_c^{(2)} \approx 2.1092$ , indicating a region of bistability in the phase diagram. This in turn suggests that

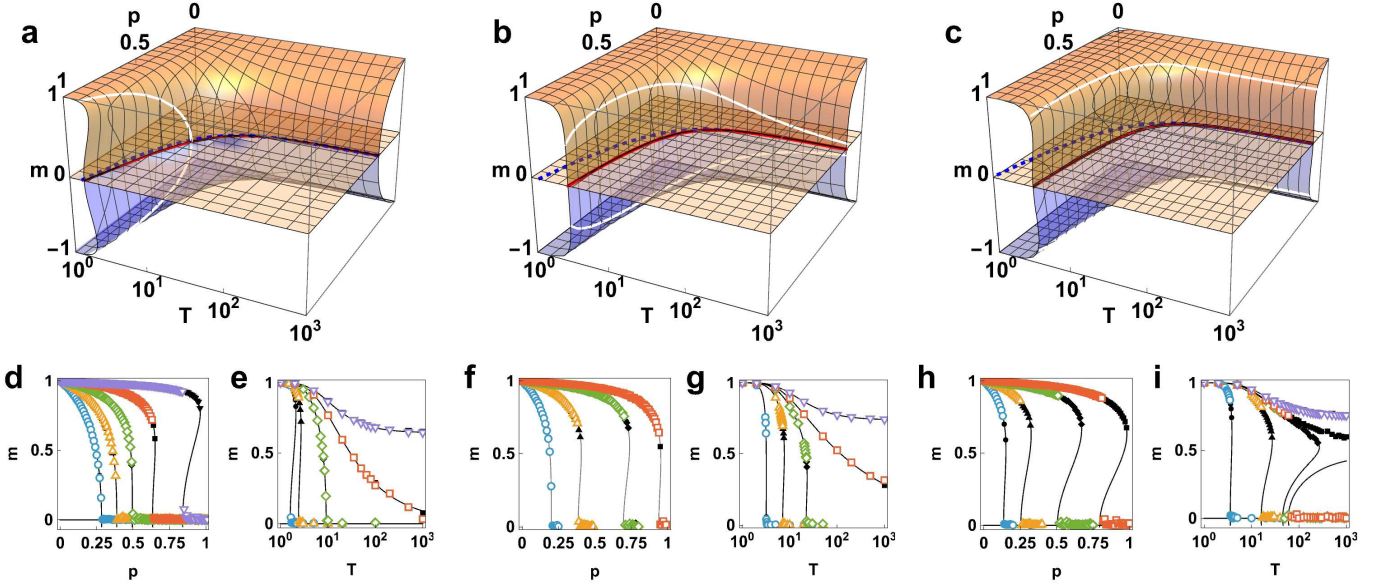


FIG. 3. Top row: solutions of the rate equation (1) for (a)  $q = 4$ , (b)  $q = 5$  and (c)  $q = 6$ . The red solid line in the  $m = 0$  plane is  $p_q^*(T)$  given by (2), while dashed lines come from the Taylor expansion thereof given by (3). White solid lines denote the value of magnetization at the critical line  $m(p_q^*(T))$ . Bottom row: comparison of numerical simulations and analytical predictions of  $m(p)$  and  $m(T)$  for (d,e)  $q = 4$ , (f,g)  $q = 5$  and (h,i)  $q = 6$ . Solid lines are solutions of  $F_4 = 0$ ,  $F_5 = 0$  and  $F_6 = 0$  and symbols are Monte Carlo simulations for (d)  $T = 100$  circles,  $T = 10$  up triangles,  $T = 5.5$  diamonds,  $T = 3.5$  squares, and  $T = 2.2$  down triangles; (e)  $p = 1$  circles,  $p = 0.8$  up triangles,  $p = 0.4$  diamonds,  $p = 3/11$  squares, and  $p = 0.2$  down triangles; (f)  $T = 10^3$  circles,  $T = 7.5$  triangles,  $T = 4$  diamonds,  $T = 3.3$  squares, (g)  $p = 1$  circles,  $p = 0.4$  up triangles,  $p = 0.25$  diamonds,  $p = 0.2$  squares,  $p = 0.15$  down triangles; (h)  $T = 10^3$  circles,  $T = 10$  triangles,  $T = 5$  diamonds,  $T = 3.9$  squares; (i)  $p = 1$  circles,  $p = 0.2$  up triangles,  $p = 0.155$  diamonds,  $p = 0.15$  squares,  $p = 0.13$  down triangles. All simulations were performed for  $N = 2 \cdot 10^5$  nodes and  $M = 2 \cdot 10^5$  large MC steps. Full symbols denote ordered initial conditions ( $\langle m \rangle = 1$ ), while empty symbols – random initial conditions ( $\langle m \rangle = 0$ )

while at  $p = 1$  we recover the discontinuous transition, we should observe a tricritical point for a specific value of  $p_{\text{tri}}$ , with a coexistence of the disordered, ordered, and bistable phases. This assumption is confirmed in Fig. 3a, where apart from the numerical solution of  $F_4 = 0$  we also show the magnetization calculated for the points lying on the critical line  $p_4^*(T)$  obtained from Eq. (2).

To obtain the coordinates of the tricritical point  $(T_{\text{tri}}, p_{\text{tri}})$  we follow Landau description of equilibrium phase transitions, calculating the effective potential  $V_4(m) = - \int F_4(m) dm$  and expanding it into the power series, keeping the first three terms [9, 10]

$$V_4(m) = A_4^L(T, p)m^2 + B_4^L(T, p)m^4 + C_4^L(T, p)m^6. \quad (7)$$

The value of  $T$  for which  $B_4^L(T, p_4^*(T))$  changes its sign (provided that  $C_4^L(T, p) > 0$ ), indicates the tricritical point that can be extracted as the only real, non-negative solution of  $-55u^4 - 72u^3 + 358u^2 + 40u - 15 = 0$  where  $u = \exp(4/T_{\text{tri}})$ . Combined with  $p_4^*(T_{\text{tri}})$  leads to following coordinates of the tricritical point

$$(T_{\text{tri}}, p_{\text{tri}}) \approx (5.6331, 0.4888), \quad (8)$$

shown in Fig. 4d. The importance of this result comes from the fact that it marks the areas of influence of the q-Ising and q-voter model — below  $T_{\text{tri}}$  the q-Ising model

is sufficiently “strong” to make the coupled system exhibit a discontinuous phase transition, while above we have only continuous transitions, i.e., the q-voter dynamics prevails. Indirectly, it can also be understood as the point of balance between temperature-like and noise-like dynamics.

Judging from the properties gathered in Table I, one expects that the coupled  $q = 5$  system should possess similar properties to the  $q = 4$  one. However, the system with  $q = 5$  can be characterized by a finite value of magnetization at the critical line even for large  $T$  (cf. Fig. 3b,d,g, where we numerically calculated the magnetization for  $m(T, p_5^*(T))$  along with numerical simulations). This result is also confirmed in the Landau approach (see Appendix C) by exploring  $B(T, p)$  that approaches zero as  $-T^{-1}$  for  $T \gg 1$ . Apparently,  $m(T, p_5^*(T))$  is not a monotonic function and takes a maximum for  $(T \approx 4.3207, p \approx 0.6309)$ . As a result, we observe a narrow strip of bistability along the critical line that non-monotonically changes its width. These interesting differences between  $q = 4$  and  $q = 5$  can be attributed to the character of the phase transition for the base q-voter, i.e., a tricritical phase transition [10] where the magnetization at the critical point scales as  $m \sim (p_c - p)^\beta$  with  $\beta = 1/4$  (unlike  $q < 5$  where  $\beta = 1/2$ ).

The last example in a set of systematically examined



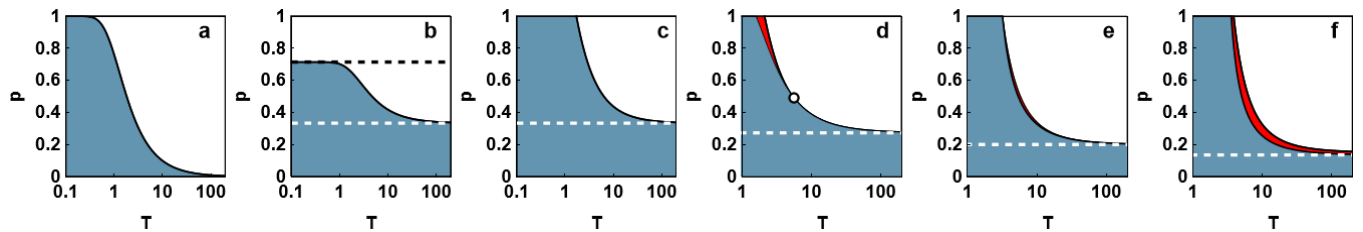


FIG. 4. Phase diagrams for (a)  $q = 1$ , (b)  $q = 2$ , (c)  $q = 3$ , (d)  $q = 4$ , (e)  $q = 5$ , (f)  $q = 6$ . Blue regions denote the ordered phase, white regions – the disordered one, while red marks the region of bistability. White dashed lines in panels (b-f) mark critical values of  $p$  for the relevant monolayer  $q$ -voter model, i.e.,  $p_q^*(T \rightarrow \infty)$ , while the black dashed line in panel (b) reflects  $p_2^*(T \rightarrow 0)$ . The single data point on panel (d) denotes the tricritical point for  $q = 4$  given by (8).

systems is the one with  $q = 6$ . Here, in line with Table I, we observe only discontinuous phase transitions (cf. Fig. 3c), although there is a maximum of the magnetization calculated at the critical line  $p_6^*(T)$ . If  $p$  stays between the value of the lower and upper spinodal of the base  $q$ -voter model, the system remains in the bistable state for almost the whole range of  $T$  (see Fig. 3i). The results for all the examined values of  $q$  are presented as phase diagrams in Fig. 4, comprehensively gathering types of exhibited phase transitions and the range of parameters connected to them.

## V. HIGHER VALUES OF $q$

When considering the behavior of the coupled system for larger values of  $q$ , we note that in the monolayer  $q$ -Ising both the lower spinodal and the width of the hysteresis grow linearly with  $q$  [11], i.e., we should expect the ordered phase to move towards larger values of  $T$  on the phase diagram and coexistence phase to increase its width for  $p$  close to 1. On the other hand, for  $q \gg 1$  the lower spinodal in monolayer  $q$ -voter model reads  $2q/2^q$ , and the upper one also decreases with  $q$  [9]. It follows that for large values of  $q$  the phase diagram will be mainly governed by the  $q$ -Ising dynamics, only for small values

of  $p$  the  $q$ -voter dynamics shall prevail. Figure 5 presents the results for  $q = 20$ : we see the  $p_{20}^*(T)$  is almost perpendicular to  $T$  axis, however the area of phase coexistence is much larger (cf. Fig. 5b) than for any of the previously analyzed cases in Fig. 4. Interestingly, owing to the fact that both discontinuous transitions mask each other, in a narrow strip of the parameters (cf. Fig. 5c) we encounter a successive phase transition [25] of two consecutive discontinuous transitions similar to the one observed in an asymmetric duplex  $q$ -voter model [26]. Comparison of Fig. 4f and Fig. 5f suggests that for higher  $q$  the  $q$ -Ising dynamics should dominate the phase diagram.

## VI. CONCLUSIONS

In summary, we have presented effects of interplay between two opinion dynamics models with limited influence of neighbors characterized by, respectively, temperature-like and noise parameters. We obtained an exact relation for the critical line, separating ordered and disordered states, which takes a generic form  $T(p-a) = b$  in the high temperature limit, suggesting that temperature can be treated as a measure opposite to noise. Moreover, based on Landau theory, we calculated the point where temperature-like dynamics prevails for  $q = 4$ . Our results shed new light on the discussion on the understanding of the concept of social temperature in opinion dynamics models.

## VII. ACKNOWLEDGEMENTS

This research was funded by POB Research Centre Cybersecurity and Data Science of Warsaw University of Technology, Poland within the Excellence Initiative Program—Research University (ID-UB).

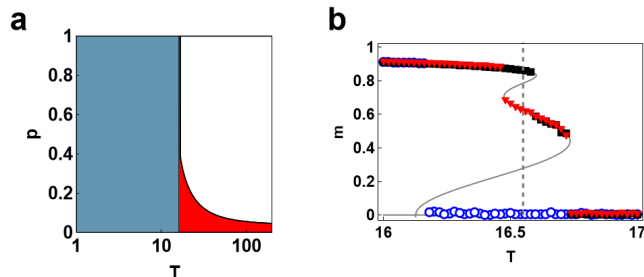


FIG. 5. Results for  $q = 20$ . (a) Phase diagram. (b) Comparison of  $m(T)$  for  $p = 0.39$  (solid line) and numerical simulations. Circles are simulations starting from the disordered initial conditions  $\langle m \rangle = 0$ , squares start from the fully ordered state  $\langle m \rangle = 1$  and triangles - from  $\langle m \rangle = 0.4$ . All simulations are performed for  $N = 10^6$  and  $M = 2 \cdot 10^5$  large MC steps.

### Appendix A: Limiting behavior $T \rightarrow 0$ for $q = 2$

Let us note that the rate equation for  $q = 2$  can be expressed as

$$F_2(m, T \rightarrow 0) = m(1 - m^2)(m^2(p - 1) - 7p + 5) \quad (A1)$$

when  $T \rightarrow 0$ . The five solutions

$$\begin{aligned} m_0 &= 0 \\ m_1 &= 1 \\ m_2 &= -1 \\ m_3 &= \sqrt{\frac{5 - 7p}{1 - p}} \\ m_4 &= -\sqrt{\frac{5 - 7p}{1 - p}} \end{aligned} \quad (A2)$$

are presented in Fig. 6 where the stability of solutions

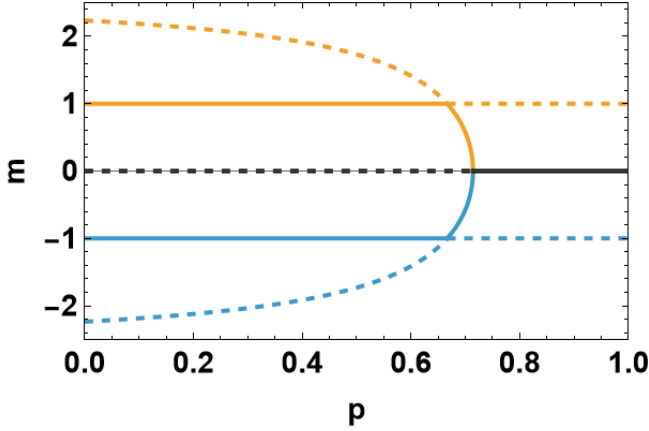


FIG. 6. Magnetization  $m$  versus noise  $p$  for  $q = 2$  and  $T \rightarrow 0$ . Solid lines are stable solutions and dashed ones – unstable.

has been resolved using the effective potential  $V_2(m) = -\int F_2 dm$  (see Fig. 7). The analysis proves that the solutions  $m = \pm 1$  seen in Fig. 2b in the main text for  $p > 5/7$  are unstable. Additionally, we also see that the solution  $m = \pm 1$  loses stability in favor of  $m = \pm\sqrt{(5 - 7p)/(1 - p)}$  once  $p > 2/3$ .

### Appendix B: Explicit formulas for $3 \leq q \leq 6$ and the limiting behavior for $T \rightarrow \infty$ and $p = 1$

Using the general rate equation for the coupled system

$$F_q = \frac{1 - m}{2} \gamma_I^+ \gamma_v^+ - \frac{1 + m}{2} \gamma_I^- \gamma_v^- = 0, \quad (B1)$$

we obtain the following explicit rate equation for  $q = 3$ :

$$F_3 = m(A_3 + B_3 m^2 + C_3 m^4 + D_3 m^6) = 0 \quad (B2)$$

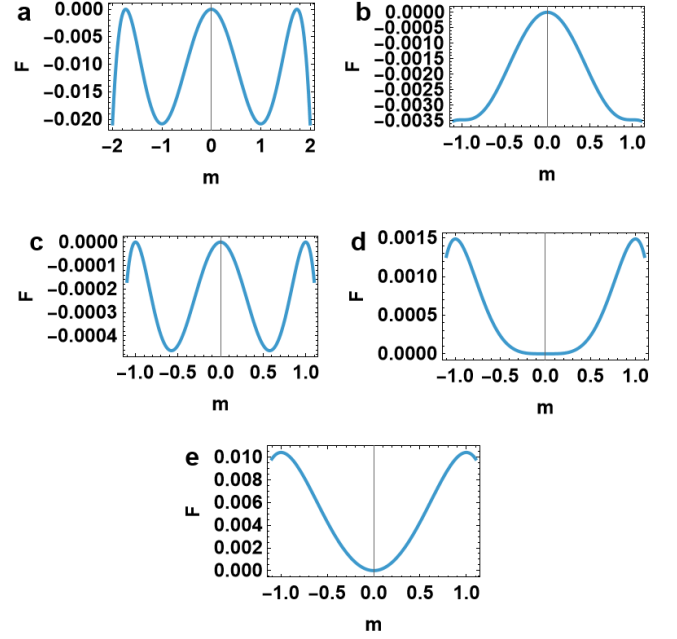


FIG. 7. Effective potential  $V_2(m)$  for (a)  $p = 0.5$ , (b)  $p = 2/3$ , (c)  $p = 0.7$ , (d)  $p = 5/7$ , and (e)  $p = 0.8$ .

with

$$\begin{aligned} A_3 &= -(15p + 1)e^{-6/T} + 3(1 - 9p)e^{-2/T} + 2(7 - 3p) \\ B_3 &= (3 - 19p)e^{-6/T} + 3(11p - 3)e^{-2/T} + 2(p - 5) \\ C_3 &= (1 - p)(-3e^{-6/T} + 9e^{-2/T} - 6) \\ D_3 &= (1 - p)(e^{-6/T} - 3e^{-2/T} + 2) \end{aligned} \quad (B3)$$

and the following equation for the critical line

$$p_3^*(T) = \frac{14 + 3e^{-2/T} - e^{-6/T}}{3(2 + 9e^{-2/T} + 5e^{-6/T})} \underset{T \rightarrow \infty}{=} \frac{1}{3} \quad (B4)$$

The equation shows the critical value of noise for the base q-voter model. Requiring that  $p_3^*(T_c) = 1$  leads to the following equation  $1 - 2u^3 - 3u = 0$ , where  $u = e^{-2/T_c}$  with only real solution  $T = -2 \ln^{-1}(r/2 - 1/r)$ , where  $r = [2(1 + \sqrt{3})]^{1/3}$ , i.e.  $T_c \approx 1.7214$  – the critical temperature for monolayer q-Ising model. Thus, we see that the coupled model correctly gives limiting behavior of the base q-voter and q-Ising models.

For  $q = 4$ , we have

$$F_4 = m(A_4 + B_4 m^2 + C_4 m^4 + D_4 m^6 + E_4 m^8) = 0 \quad (B5)$$

with

$$\begin{aligned}
A_4 &= -(39p + 1)e^{-8/T} + (4 - 100p)e^{-4/T} + (45 - 37p) \\
B_4 &= (80p - 16)e^{-4/T} + (4 - 84p)e^{-8/T} + 4(9p - 5) \\
C_4 &= -2(p + 3)e^{-8/T} + 8(p + 3)e^{-4/T} + 10p - 34 \\
D_4 &= 4(1 - p) \left( -4e^{-4/T} + 3 + e^{-8/T} \right) \\
E_4 &= (1 - p) \left( 4e^{-4/T} - 3 - e^{-8/T} \right)
\end{aligned} \tag{B6}$$

and the following equation for the critical line

$$p_4^*(T) = \frac{45 + 4e^{-4/T} - e^{-8/T}}{37 + 100e^{-4/T} + 39e^{-8/T}} \xrightarrow{T \rightarrow \infty} \frac{3}{11} \tag{B7}$$

Here, similarly to  $q = 3$  case we can require  $p_3^*(T_c) = 1$  which leads to  $1 - 5u^2 - 12u = 0$ , where  $u = e^{-4/T_1}$ . The only real solution is  $T_1 = -4/\log[\frac{1}{5}(\sqrt{41} - 6)] \approx 1.5886$ , i.e., the value of the lower spinodal for the base q-Ising model.

Let us note that when  $p = 1$ , higher terms ( $D_4$  and  $E_4$ ) disappear and we are left with a simple quintic equation that can be factorized as  $F_4 = m(A_4 + B_4m^2 + C_4m^4) = 0$  with obvious solutions:

$$\begin{aligned}
m_0 &= 0 \\
m_{1,2} &= \pm \sqrt{\frac{B_4 + \sqrt{B_4^2 - 4A_4C_4}}{2C_4}} \\
m_{3,4} &= \pm \sqrt{\frac{B_4 - \sqrt{B_4^2 - 4A_4C_4}}{2C_4}}
\end{aligned} \tag{B8}$$

This allows us to calculate the value for the upper spinodal, making use of the fact that at this point  $m_1$  and  $m_3$  should be equal, which leads to  $B_4^2 - 4A_4C_4 = 0$  and in turn to  $5u^4 - 8u^3 + 10u^2 - 8u + 1 = 0$  where  $u = e^{-4/T_2}$ . The only real, non-negative solution is then  $T_2 \approx 2.1092$ .

For  $q = 5$ , we have

$$\begin{aligned}
F_5 &= m(A_5 + B_5m^2 + C_5m^4 + D_5m^6 + E_5m^8 + F_5m^{10}) \\
&= 0
\end{aligned} \tag{B9}$$

with

$$\begin{aligned}
A_5 &= (-95p - 1)e^{-10/T} + (5 - 325p)e^{-6/T} + \\
&\quad + (30 - 350p)e^{-2/T} + 130p + 94 \\
B_5 &= 25(p - 1)e^{-6/T} + (750p - 110)e^{-2/T} + \\
&\quad + (5 - 325p)e^{-10/T} + 5(26 - 90p) \\
C_5 &= -2(43p + 5)e^{-10/T} + (270p + 50)e^{-6/T} + \\
&\quad + (140 - 460p)e^{-2/T} + 404p - 308 \\
D_5 &= 10(1 - p) \left( e^{-10/T} - 5e^{-6/T} - 6e^{-2/T} + 10 \right) \\
E_5 &= 5(1 - p) \left( -e^{-10/T} + 5e^{-6/T} - 2e^{-2/T} - 2 \right) \\
F_5 &= (1 - p) \left( 1 - e^{-2/T} \right)^2 \left( e^{-6/T} + 2e^{-4/T} - 2e^{-2/T} - 6 \right)
\end{aligned} \tag{B10}$$

and the following equation for the critical line

$$\begin{aligned}
p_5^*(T) &= \frac{94 + 30e^{-2/T} + 5e^{-6/T} - e^{-10/T}}{5(-26 + 70e^{-2/T} + 65e^{-6/T} + 19e^{-10/T})} \\
&\xrightarrow{T \rightarrow \infty} \frac{1}{5}
\end{aligned} \tag{B11}$$

As for  $q = 4$ , the condition for the lower spinodal is  $p_5^*(T_1) = 1$  and leads to  $-3u^5 - 10u^3 - 10u + 7 = 0$  where  $u = e^{-2/T_1}$ . The only real, non-negative solution is then  $T_1 \approx 3.1913$ . To calculate the upper spinodal we once again use the fact that for higher terms ( $D_5$ ,  $E_5$ , and  $F_5$ ) disappear for  $p = 1$  and thus we can utilize Eq. (B8), changing  $A_4$ ,  $B_4$  and  $C_4$  coefficients into  $A_5$ ,  $B_5$  and  $C_5$  which leads to

$$4u^{10} - 15u^6 + 20u^5 - 10u^3 + 1 = 0 \tag{B12}$$

where  $u = e^{-2/T_2}$ , with only real, non-negative solution  $T_2 \approx 3.2003$ . Thus, both  $q = 4$  and  $q = 5$  monolayer q-Ising models are characterized by discontinuous phase transitions and hysteresis, however in the latter case the width the hysteresis is rather small (i.e., over 50 times smaller than for  $q = 4$ ).

Finally for  $q = 6$ , we have

$$\begin{aligned}
F_6 &= m(A_6 + B_6m^2 + C_6m^4 + D_6m^6 + E_6m^8 \\
&\quad + F_6m^{10} + G_6m^{12}) = 0
\end{aligned} \tag{B13}$$

with

$$\begin{aligned}
A_6 &= (-223p - 1)e^{-12/T} + (6 - 966p)e^{-8/T} + \\
&\quad + (45 - 1485p)e^{-4/T} + 306p + 270 \\
B_6 &= -12(77p + 3)e^{-8/T} + 30(87p - 7)e^{-4/T} + \\
&\quad + (6 - 1126p)e^{-12/T} - 880p + 560 \\
C_6 &= 18(91p + 5)e^{-8/T} - 3(219p + 5)e^{-12/T} + \\
&\quad + (375 - 855p)e^{-4/T} + 18(25p - 57) \\
D_6 &= -60(3p + 5)e^{-4/T} + 24(13p - 5)e^{-8/T} + \\
&\quad + (20 - 52p)e^{-12/T} - 16(p - 21) \\
E_6 &= (1 - p) \left( -15e^{-12/T} + 90e^{-8/T} + 75e^{-4/T} - 150 \right) \\
F_6 &= (1 - p) \left( 6e^{-12/T} - 36e^{-8/T} + 30e^{-4/T} \right) \\
G_6 &= (1 - p) \left( e^{-12/T} - 6e^{-8/T} + 15e^{-4/T} - 10 \right)
\end{aligned} \tag{B14}$$

and the following equation for the critical line

$$\begin{aligned}
p_6^*(T) &= \frac{e^{-12/T} - 6e^{-8/T} - 45e^{-4/T} - 270}{-223e^{-12/T} - 966e^{-8/T} - 1485e^{-4/T} + 306} \\
&\stackrel{T \rightarrow \infty}{=} \frac{5}{37}
\end{aligned} \tag{B15}$$

### Appendix C: Landau approach for $q = 5$

The rate equation for  $q = 5$  and the relevant coefficients are given, respectively, by Eqs. B9 and B10. To follow the Landau approach, we calculate the effective potential  $V_5 = -\int F_5 dm$  and expand it into a Taylor series around  $m = 0$ , keeping the first three non-zero terms:

$$V(m) = A_5^L(T, p)m^2 + B_5^L(T, p)m^4 + C_5^L(T, p)m^6. \tag{C1}$$

where

$$\begin{aligned}
A_5^L(T, p) &= \frac{[10(35p - 3)e^{-2/T} + 5(65p - 1)e^{-6/T} + (95p + 1)e^{-10/T} - 2(65p + 47)]}{2048} \\
B_5^L(T, p) &= \frac{5m^4 [(65p - 1)e^{-10/T} - 5(p - 1)e^{-6/T} + (22 - 150p)e^{-2/T} + (90p - 26)]}{4096} \\
C_5^L(T, p) &= \frac{m^6 [10(23p - 7)e^{-2/T} - 5(27p + 5)e^{-6/T} + (154 - 202p) + (5 + 43)e^{-10/T}]}{3072}
\end{aligned} \tag{C2}$$

Solving  $A_5^L(T, p) = 0$  for  $p$  (which is equivalent to Eq.

B11)) and putting the solution into  $B_5^L(T, p)$  we get

$$B_5^L(T) = \frac{5(23e^{-10/T} - e^{-20/T} + 3e^{-16/T} + 34e^{-12/T} + 50e^{-8/T} - 57e^{-6/T} + 20e^{-4/T} - 146e^{-2/T} + 74)}{128(-19e^{-10/T} - 65e^{-6/T} - 70e^{-2/T} + 26)} \tag{C3}$$

Let us first note that  $B_5^L = 0$  when  $T \rightarrow \infty$ . Secondly, if we denote  $\beta = T^{-1}$  in the equation above and then expand Taylor series around  $\beta = 0$  and restrict to the first term, we obtain

$$B_5^L(T) \approx -\frac{5}{32T} < 0 \tag{C4}$$

Taking into account that  $A_5^L$  has to be 0 at the critical and that  $C_5^L(T, p_5^*(T)) > 0$  we conclude that the bistability region in the  $q = 5$  case disappears only when  $T \rightarrow \infty$ .



- [2] M. Jusup, P. Holme, K. Kanazawa, M. Takayasu, I. Romić, Z. Wang, S. Geček, T. Lipić, B. Podobnik, L. Wang, W. Luo, T. Klanjšček, J. Fan, S. Boccaletti, and M. Perc, Social physics, *Physics Reports* **948**, 1 (2022).
- [3] D. B. Bahr and E. Passerini, Statistical mechanics of opinion formation and collective behavior: Micro-sociology, *Journal of Mathematical Sociology* **23**, 1 (1998).
- [4] K. Kacperski and J. A. Holyst, Opinion formation model with strong leader and external impact: a mean field approach, *Physica A: Statistical Mechanics and its Applications* **269**, 511 (1999).
- [5] J. Korbøl, S. D. Lindner, T. M. Pham, R. Hanel, and S. Thurner, Homophily-based social group formation in a spin glass self-assembly framework, *Phys. Rev. Lett.* **130**, 057401 (2023).
- [6] M. Galesic, W. B. de Bruin, J. Dalege, S. L. Feld, F. Kreuter, H. Olsson, D. Prelec, D. L. Stein, and T. van der Does, Human social sensing is an untapped resource for computational social science, *Nature* **595**, 214 (2021).
- [7] K. Sznajd-Weron, A. Jędrzejewski, and B. Kamińska, Toward understanding of the social hysteresis: Insights from agent-based modeling, *Perspectives on Psychological Science* **19**, 511 (2024).
- [8] J. A. Holyst, Why does history surprise us?, *Journal of Computational Science* **73**, 102137 (2023).
- [9] P. Nyczka, K. Sznajd-Weron, and J. Cisło, Phase transitions in the  $q$ -voter model with two types of stochastic driving, *Phys. Rev. E* **86**, 10.1103/PhysRevE.86.011105 (2012).
- [10] A. Jędrzejewski and K. Sznajd-Weron, Statistical physics of opinion formation: Is it a spoof?, *Comptes Rendus Physique* **20**, 244 (2019).
- [11] A. Jędrzejewski, A. Chmiel, and K. Sznajd-Weron, Oscillating hysteresis in the  $q$ -neighbor ising model, *Phys. Rev. E* **92**, 052105 (2015).
- [12] M. W. Macy, B. K. Szymanski, and J. A. Holyst, The ising model celebrates a century of interdisciplinary contributions, *npj Complexity* **1**, 10 (2024).
- [13] J. Fernández-Gracia, K. Suchecki, J. J. Ramasco, M. S. Miguel, and V. M. Eguíluz, Is the voter model a model for voters?, *Phys. Rev. Lett.* **112**, 158701 (2014).
- [14] J.-M. Park and J. D. Noh, Tricritical behavior of nonequilibrium ising spins in fluctuating environments, *Phys. Rev. E* **95**, 042106 (2017).
- [15] R. Aiudi, R. Burioni, and A. Vezzani, Critical dynamics of long-range models on dynamical lévy lattices, *Phys. Rev. B* **107**, 224204 (2023).
- [16] D. Jacob and S. Banisch, Polarization in social media: A virtual worlds-based approach, *JASSS* **26**, 10.18564/jasss.5170 (2023).
- [17] E. Iacomini and P. Vellucci, Contrarian effect in opinion forming: Insights from greta thunberg phenomenon, *Journal of Mathematical Sociology* **47**, 123 (2023).
- [18] K. K. Denton, U. Liberman, and M. W. Feldman, On randomly changing conformity bias in cultural transmission, *Proc. Natl. Acad. Sci. U.S.A.* **118**, e2107204118 (2021).
- [19] K.-M. Lee, C. D. Brummitt, and K.-I. Goh, Threshold cascades with response heterogeneity in multiplex networks, *Phys. Rev. E* **90**, 062816 (2014).
- [20] T. Gradowski and A. Krawiecki, Pair approximation for the  $q$ -voter model with independence on multiplex networks, *Phys. Rev. E* **102**, 022314 (2020).
- [21] A. Krawiecki and T. Gradowski,  $q$ -neighbor ising model on multiplex networks with partial overlap of nodes, *Phys. Rev. E* **108**, 014307 (2023).
- [22] A. Chmiel, J. Sienkiewicz, and K. Sznajd-Weron, Tricriticality in the  $q$ -neighbor ising model on a partially duplex clique, *Phys. Rev. E* **96**, 062137 (2017).
- [23] A. Chmiel and K. Sznajd-Weron, Phase transitions in the  $q$ -voter model with noise on a duplex clique, *Physical Review E* **92**, 052812 (2015).
- [24] A. Chmiel and J. Sienkiewicz,  $q$ -neighbor ising model on a polarized network, *Phys. Rev. E* **110**, 064312 (2024).
- [25] M. Saito, M. Watanabe, N. Kurita, A. Matsuo, K. Kindo, M. Avdeev, H. O. Jeschke, and H. Tanaka, Successive phase transitions and magnetization plateau in the spin-1 triangular-lattice antiferromagnet  $\text{Ba}_2\text{La}_2\text{NiTe}_2\text{O}_{12}$  with small easy-axis anisotropy, *Phys. Rev. B* **100**, 064417 (2019).
- [26] A. Chmiel, J. Sienkiewicz, A. Fronczak, and P. Fronczak, A Veritable Zoology of Successive Phase Transitions in the Asymmetric  $q$ -Voter Model on Multiplex Networks, *Entropy* **22**, 10.3390/e22091018 (2020).