

# Hi-LSplat: Hierarchical 3D Language Gaussian Splatting

Chenlu Zhan, Yufei Zhang, Gaoang Wang *Member, IEEE*, Hongwei Wang *Senior Member, IEEE*

**Abstract**—Modeling 3D language fields with Gaussian Splatting for open-ended language queries has recently garnered increasing attention. However, recent 3DGS-based models leverage view-dependent 2D foundation models to refine 3D semantics but lack a unified 3D representation, leading to view inconsistencies. Additionally, inherent open-vocabulary challenges cause inconsistencies in object and relational descriptions, impeding hierarchical semantic understanding. In this paper, we propose Hi-LSplat, a view-consistent Hierarchical Language Gaussian Splatting work for 3D open-vocabulary querying. To achieve view-consistent 3D hierarchical semantics, we first lift 2D features to 3D features by constructing a 3D hierarchical semantic tree with layered instance clustering, which addresses the view inconsistency issue caused by 2D semantic features. Besides, we introduce instance-wise and part-wise contrastive losses to capture all-sided hierarchical semantic representations. Notably, we construct two hierarchical semantic datasets to better assess the model’s ability to distinguish different semantic levels. Extensive experiments highlight our method’s superiority in 3D open-vocabulary segmentation and localization. Its strong performance on hierarchical semantic datasets underscores its ability to capture complex hierarchical semantics within 3D scenes.

## I. INTRODUCTION

3D open-vocabulary query enhance human interaction with 3D environments [1], [2], benefiting 3D semantic segmentation [3]–[6], virtual reality [7], and robotic navigation [8] applications. Recent studies [4], [9] have emphasized modeling 3D language fields to support open-vocabulary queries, underscoring the importance of consistent, all-sided hierarchical semantics in 3D scenes.

Recent works [9]–[12] leverage efficient 3D Gaussian Splatting [13] to embed language attributes into 3D Gaussian representations [14]–[16]. However, these methods rely on 2D techniques like CLIP [17] and SAM [18] to project language properties onto images, maintaining 3D scene consistency through multi-view 2D features, which introduces significant limitations: (1) View-inconsistency by 2D pixel-aligned semantic feature. Most works, such as LangSplat [4], extract 2D semantic features using view-dependent 2D foundation models but lack a unified 3D point-aligned representation

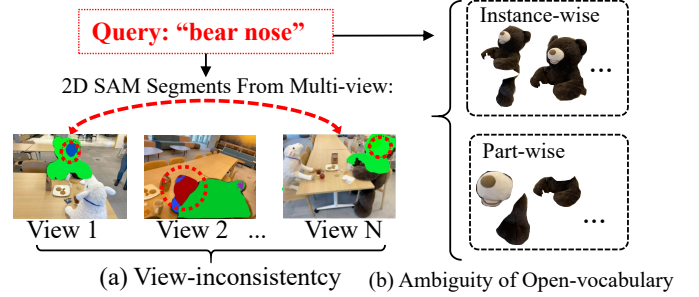


Fig. 1. Limitations of (a) Inconsistent 2D segmentation across multi-views (2) Ambiguity of open-vocabulary.

for scene understanding, leading to view inconsistencies, as shown in Fig. 1 (a). This results in noisy segmentation and distorted semantics, especially for hierarchical objects (e.g., eaves and roofs). (2) Lack of hierarchical semantic distinction in open-vocabulary queries. The lack of hierarchical semantics is an inherent issue in open-vocabulary queries, as Fig. 1 (b) shows. Relevant works like LangSplat [4] reveal the ambiguity of open-vocabulary settings and inconsistencies in describing object-level and hierarchical semantic relationships, with semantic features constrained to basic categories or local geometric properties, particularly for hierarchical objects (e.g., eaves vs. roof). Additionally, in 3DGS, a single Gaussian point representing multiple pixels introduces feature similarity, further blurring hierarchical semantics.

In this paper, we propose a novel Hierarchical Language Gaussian Splatting method, namely Hi-LSplat, for 3D open-vocabulary querying. While recent advancements such as LangSplats [4] and OpenGaussian [9] have made strides in 3D scene understanding, our model distinguishes itself through two fundamental innovations: a dedicated focus on hierarchical 3D semantics and the curation of two specialized datasets. This represents a departure from prior works, which primarily address basic query tasks. To validate our approach, we contribute two novel hierarchical semantic datasets that underscore the superiority of our model in capturing multi-level semantic relationships. Secondly, we introduce a 3D hierarchical semantic tree to enforce view-consistent feature representation, directly addressing the cross-view inconsistency issues plaguing methods like LangSplats [4]. In contrast, OpenGaussian [9] relies on view-agnostic SAM boolean masks for point-level open-vocabulary understanding. Our method transcends this by constructing a semantic hierarchy from view-consistent features, enabling deeper comprehension of nested semantic structures within 3D scenes. Finally, we

This work was supported in part by Zhejiang Provincial Natural Science Foundation of China (LDT23F02023F02) and the National Natural Science Foundation of China (No.62106219). *Corresponding Authors: Hongwei Wang and Gaoang Wang.*

Chenlu Zhan is with the College of Computer Science and Technology, Zhejiang University, Zhejiang, China (chenlu.22@intl.zju.edu.cn)

Yufei Zhang is with the College of Biomedical Engineering and Instrument Science, Zhejiang University, Zhejiang, China (yufei1.23@intl.zju.edu.cn)

Gaoang Wang, and Hongwei Wang are with Zhejiang University-University of Illinois Urbana-Champaign Institute, Zhejiang University, Haining, China. (gaoangwang@intl.zju.edu.cn, hongweiwang@intl.zju.edu.cn)

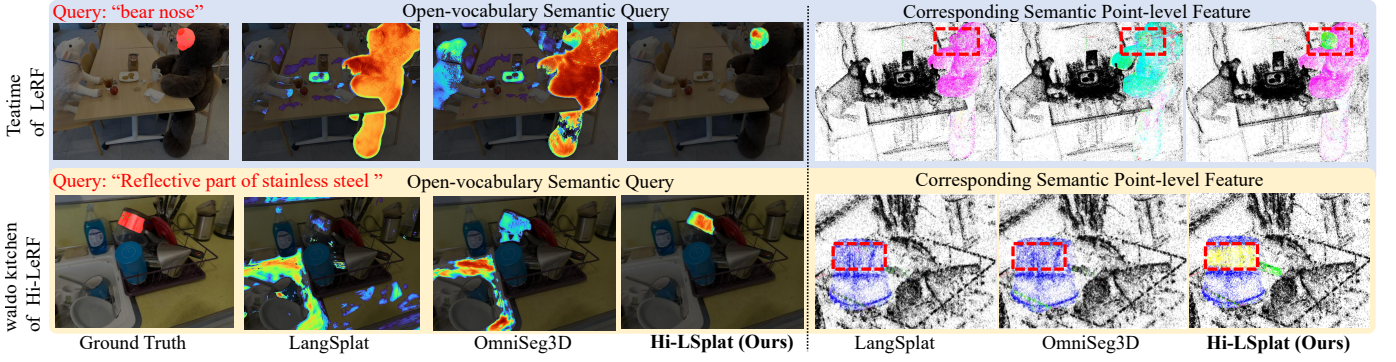


Fig. 2. Comparison of 3D open-vocabulary semantic query and semantic feature between our model and SOTA hierarchical semantic models. We highlighted the semantic features most relevant to the query, with different colors representing distinct features. Hi-LSplat excels at capturing precise 3D hierarchical semantics and accurately segmenting hierarchical features.

design instance and part contrastive learning mechanisms to model hierarchical semantic associations, a capability absent in existing frameworks that focus solely on 2D planar relationships. This allows our model to reason across spatial scales and semantic levels, establishing a new paradigm for fine-grained 3D scene understanding.

Specifically, the key to achieving view-consistent semantic representations is optimizing independently generated 3D instance features rather than relying on view-inconsistent 2D features. We derive 3D instance features by applying view-independent SAM boolean masks (instead of high-dimensional mask features) to the feature map, computing the mean feature for each binary mask region. A point-optimized clustering loss then aligns each 3D instance feature with its mean, mitigating viewpoint inconsistencies without requiring multi-view associated high-dimensional 2D masks. Additionally, we extract 3D clustered features at different semantic levels to construct a 3D hierarchical cluster tree. We then employ instance-level contrastive learning to encode hierarchical semantic similarities and part-level learning to capture internal hierarchical relationships. Notably, we reconstruct two hierarchical semantic datasets to better evaluate the model’s capability in distinguishing hierarchical semantics. We conduct semantic segmentation and localization tasks on 8 datasets, including 6 public datasets and 2 constructed hierarchical datasets for semantic and instance segmentation, and localization tasks, demonstrating our significant advantage in capturing 3D consistent and hierarchical semantics. Our contributions are summarized as follows:

- We propose a view-consistent 3D hierarchical semantic-guided Language Gaussian field, utilizing a hierarchical tree with layered point-optimized instance clustering for 3D view-dependent semantic features.
- We propose instance-wise and part-wise contrastive learning to represent external and internal hierarchical semantic relations in open-vocabulary queries.
- We reconstruct two hierarchical semantic datasets for improved evaluation. Experiments on 8 datasets show that our method outperforms others in achieving 3D consistent and hierarchical semantics, with improvements of 34.14 and 8.0 mIoU on ScanNet and LERF datasets.

## II. RELATED WORKS

### A. 3D Open-vocabulary Query

Recent 3D scene open-vocabulary query works have benefited from advances in 2D segmentation techniques, such as SAM [18] and its variants [19]–[21]. They integrate semantic features from 2D models like CLIP [17] and DINO [22] into scene representations by NeRF [23] and 3D-GS [13] to improve 3D scene understanding [24]–[26], segmentation [27]–[30], and editing [25], [31], [32]. Despite their focus on adapting 2D techniques for 3D scene semantic representations through cross-view consistency, these methods [4], [33]–[38] still struggle with inherent inconsistencies and biases. Gaussian Grouping [37] uses SAM-extracted masks to train 2D view consistency for reconstructing and segmenting open 3D scenes. LEGaussians [33] leverages dense pixel features from CLIP [17] and DINO [22], introducing semantic attributes for each Gaussian to constrain the rendered semantic map. Recent works, such as OpenGaussian [9] and CGC [36], focus on learning 3D consistent point-level instances. However, these instance-level clustering approaches [39], [40] fail to represent the complex semantic relationships in complex 3D scenes. Our method not only directly learns 3D view-consistent semantic features but also builds a 3D semantic hierarchy tree, allowing for a precise and comprehensive hierarchical understanding of 3D scenes.

### B. Hierarchical Scene Representation

Hierarchical representations aid in analyzing the geometric-semantic relationships among the complex scenes [41]. Existing hierarchical semantic methods [42]–[48] predominantly focus on semantic analysis in 2D planes and for single objects within specific categories. Current methods [3], [4], [49]–[51] focus on deriving planar-level hierarchical semantics by leveraging scale variations across different object categories and 2D masks generated from segmentation models such as SAM [18]. LangSplat [4] utilizes SAM to extract, align, and compress 2D hierarchical masks, embedding them into 3DGS [13] for enhanced semantics. GARField [49] decomposes 3D scenes into semantic groups based on physical scales derived from images. OmniSeg3D [3] uses a class-agnostic 2D segmentation hierarchy to model multi-level pixel relationships and generate

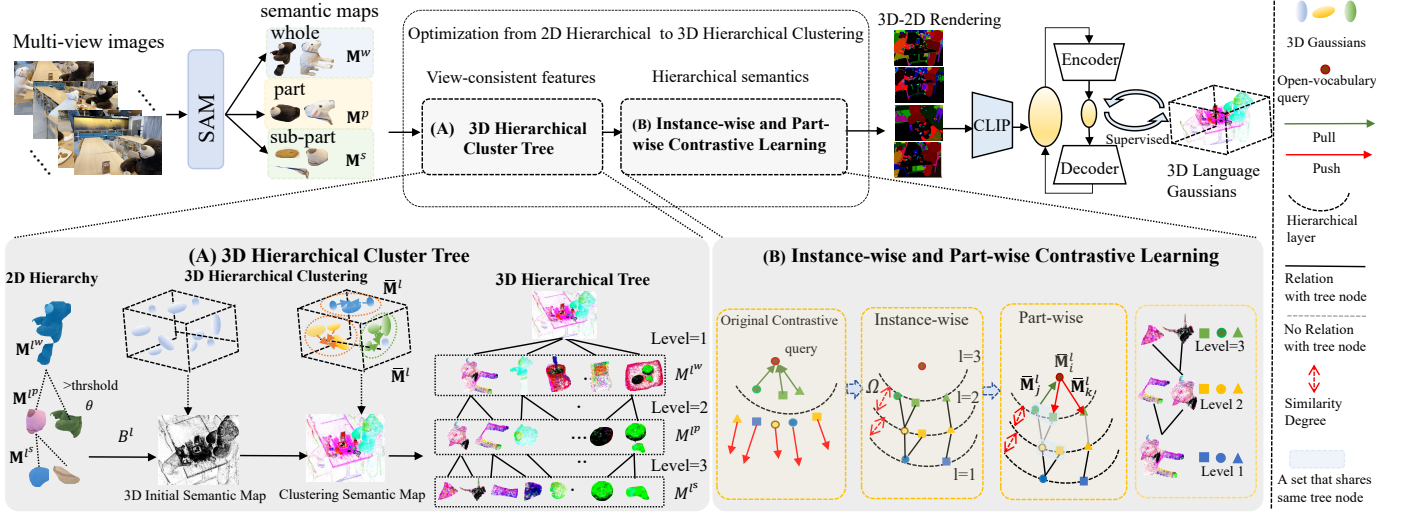


Fig. 3. The network structure of Hi-LSplat. We propose a view-consistent hierarchical language Gaussian Splatting work for 3D open-vocabulary querying with (A) 3D Hierarchical semantic cluster tree for view-consistent and hierarchical semantic features, and (B) Instance-wise and part-wise contrastive learning for external and internal semantic correlation.

3D feature fields. VCH [52] introduces a novel feature space by applying varying thresholds to feature distances, enabling segmentation across different scales. However, these methods depend on indirect 2D pixel-level hierarchies, resulting in mismatches with 3D scene semantics and overlooking the intricate hierarchical of 3D scenes. For ours, we capture all-sided 3D point-level semantics, representing both instance-wise global structures and local part-wise relationships.

### III. METHOD

In this section, we propose Hi-LSplat, a view-consistent hierarchical language Gaussian Splatting work for 3D open-vocabulary querying with (A) Hierarchical scene semantic tree with 3D hierarchical cluster for view-consistent semantic features, and (B) Instance-wise and part-wise contrastive learning for global and local semantic correlation, as illustrated in Fig. 3.

#### A. Preliminary on Language Gaussian Splatting

3D Gaussian Splatting [13] explicitly depict the 3D scene through numerous Gaussian points. Each 3D Gaussian has attributes including SH coefficients  $C$ , opacity  $\alpha$ , rotation  $r$ , scaling  $s$ , and position  $x$ . For 3D semantic features, following previous works [4], [9], we enhance each 3D Gaussian with a learnable low-dimensional 3D semantic feature  $\mathbf{f} \in \mathbb{R}^d$  to represent language attributes. For any given training views, we similarly follow the Gaussian Splatting process, using alpha-blending to render the 3D instance feature  $\mathbf{f} \in \mathbb{R}^d$  into a semantic feature map  $\mathbf{M} \in \mathbb{R}^{d \times H \times W}$ :

$$\mathbf{M} = \sum_{i \in N} \mathbf{f}_i \alpha_i \prod_{j=1}^{i-1} (1 - \alpha_j) \quad (1)$$

where  $\alpha_i$  is the density and color of the Gaussian point,  $d$  is the dimension of CLIP embedding after an autoencoder.

#### B. 3D Hierarchical Semantic Tree

To effectively capture the semantic hierarchy of 3D scenes, we construct a 3D hierarchical tree in two main steps: 1) We derive an initial 2D semantic hierarchy by analyzing the overlap between the three segmentation levels generated by SAM for each input image. 2) We train and cluster point-level features based on the initial 2D hierarchical relationships, forming a consistent 3D semantic hierarchy tree.

**Initialize 2D Semantic Feature Maps.** Specifically, following LangSplat [4], we first utilized SAM [18] with a  $32 \times 32$  point-prompt grid to segment the same input image view into different semantic levels of masks: *whole*, *part*, and *subpart*. We then generate three distinct hierarchical semantic feature maps:  $\mathbf{M}^w$ ,  $\mathbf{M}^p$ , and  $\mathbf{M}^s$  through Eqn. 1, representing the entire image by combining predicted IoU, stability scores, and overlap rates among the three mask levels. Extracting 2D semantic targets alone fails to capture view-consistent hierarchical semantics in complex 3D scenes. Hence, we model the inclusion relationships among these features to enable the model to grasp the semantic structure between objects and their components.

We incorporated hierarchical associations into the masks by analyzing overlaps across the three mask types. Following OpenGaussian [9], we determine the hierarchical relationship by checking if the overlap between two masks exceeds a threshold, thus establishing distinct semantic levels, as the left side of Fig. 3 (A) shown. First, we set a coverage threshold  $\theta$ . If the following three conditions are met: 1) Over  $\theta$  of pixels in mask  $A$  are also in mask  $B$ . 2) Less than  $\theta$  of pixels in mask  $B$  are in mask  $A$ . 3) Mask  $B$  is the smallest mask that meets the first two conditions. Mask  $A$  is considered covered by mask  $B$ , meaning  $A$  is a child node of  $B$ . We apply this process to the three semantic level maps  $\mathbf{M}^w$ ,  $\mathbf{M}^p$ , and  $\mathbf{M}^s$ , generating hierarchical representations for different semantic features, denoted as  $\mathbf{M}^{lw}$ ,  $\mathbf{M}^{lp}$ , and  $\mathbf{M}^{ls}$ . Each layer's semantic masks are labeled with its tree hierarchy level



$l$ , specifically:  $l^w = 1$ ,  $l^p = 2$ , and  $l^s = 3$ .

**3D Hierarchical Semantic Clustering.** We train and cluster point-level features based on initial 2D hierarchical relationships, constructing a view-consistent 3D semantic hierarchy tree. Unlike previous methods [4], [9], [34], which suffer from 2D multi-view inconsistency, our approach ensures view consistency by leveraging view-independent SAM Boolean masks, rather than high-dimensional mask features for 3D point-based clustering. This strategy facilitates the optimization of view-consistent 3D semantic features.

Notably, for each viewpoint, we generate the corresponding 2D masks and categorize them into three distinct semantic levels based on the threshold  $\theta$ , which are then used for subsequent instance clustering. Since the 3D semantic hierarchy tree is constructed through 3D instance-level clustering, enforcing cross-view consistency at the 2D level is no longer required.

Given any training view, we can obtain three types of hierarchical feature maps  $\mathbf{M}^w$ ,  $\mathbf{M}^p$ , and  $\mathbf{M}^s$  from instance features through alpha blending, along with their respective hierarchical levels. Following OpenGaussian [9], we first define the average feature  $\bar{\mathbf{M}}_i^l = (\mathbf{B}_i^l \cdot \mathbf{M}^l) / \sum \mathbf{B}_i^l \in \mathbb{R}^3$  within each boolean mask, where  $\mathbf{B}_i^l \in \{0, 1\}^{1 \times H \times W}$  represents the  $i$ -th mask at the  $l$ -th semantic level. To ensure consistency in 3D Gaussians, our goal is for Gaussian-rendered features within the same mask to converge to their mean value  $\bar{\mathbf{M}}$ . Additionally, to capture varying semantic levels of the 3D scene, we designed a point-optimized hierarchical clustering loss defined as follows:

$$\mathcal{L}_h = \frac{1}{L} \sum_{l=1}^L \sum_{i=1}^m \|\mathbf{B}_i^l \cdot (\mathbf{M}^l - \bar{\mathbf{M}}_i^l)\|^2 \quad (2)$$

where  $L$  represents the hierarchical level of masks,  $m$  is the total number of hierarchical masks at each level. Through hierarchical instance clustering, we can learn view-consistent 3D semantic features with their hierarchical information. We train and cluster point-level features based on view-independent boolean masks, resulting 3 levels of semantic features forming 3D semantic hierarchy tree.

### C. Instance-wise and Part-wise Contrastive

To capture both global and local hierarchical semantics in complex 3D scenes, our method moves beyond the conventional approach of merely distinguishing instances. We propose a all-sided semantic hierarchy learning framework: 1) An instance-wise loss  $L_{ins}$  to capture external semantic hierarchies between masks; 2) A part-wise loss  $L_{part}$  to model internal hierarchical relationships among features. **Instance-wise.** The hierarchical instance-wise loss has two objectives: (1) to increase the distance between different mean semantic features  $\bar{\mathbf{M}}$  to enhance feature diversity, and (2) to differentiate semantic similarity across hierarchical semantic levels. Given the average features  $\bar{\mathbf{M}}_i^l$ ,  $\bar{\mathbf{M}}_j^l$  of two different masks with tree levels  $l_i$ ,  $l_j$ , their semantic similarity is denoted as  $|l_i - l_j|$ . Drawing inspiration from the hierarchical clustering loss in [53], which approximates similarity through distance ratios in the feature embedding space, we assign varying similarity degrees  $\Omega$  to features across different semantic levels. Thus,

we can push apart negative masks with varying margins guided by intrinsic similarity levels. The hierarchical instance-wise loss is defined as follows:

$$\mathcal{L}_{ins} = \frac{1}{N_t(N_t-1)} \sum_{i=1}^{N_t} \sum_{j=1, j \neq i}^{N_t} (\log \frac{1}{\|\bar{\mathbf{M}}_i^{l_i} - \bar{\mathbf{M}}_j^{l_j}\|} - \log \Omega^{|l_i - l_j|})^2 \quad (3)$$

where  $\Omega > 0$  is the hyperparameter to trade off the similarity,  $N_t$  is the total number of masks in the semantic tree.

**Part-wise.** Beyond instance-wise similarity, complex 3D scenes necessitate consideration of the internal semantic relationships among features. For example, distinguishing ‘‘bear nose’’ and ‘‘bear mouth’’ which belong to the same subclass but carry distinct semantic information. Utilizing our constructed 3D hierarchical tree, we first eliminate semantic overlap between two different mean features and emphasize their differences in the loss function. Specifically, when computing the similarity between  $\bar{\mathbf{M}}_i^l$ ,  $\bar{\mathbf{M}}_j^l$ , we subtract their tree node of mean features at the previous hierarchical level  $\bar{\mathbf{M}}^{l-1}$ , resulting in a new similarity score  $s_p$ , which can be denoted as follows:

$$s_p(\bar{\mathbf{M}}_i^l, \bar{\mathbf{M}}_j^l) = \frac{(\bar{\mathbf{M}}_i^l - \bar{\mathbf{M}}^{l-1})^T (\bar{\mathbf{M}}_j^l - \bar{\mathbf{M}}^{l-1})}{\|\bar{\mathbf{M}}_i^l - \bar{\mathbf{M}}^{l-1}\| \|\bar{\mathbf{M}}_j^l - \bar{\mathbf{M}}^{l-1}\|} \quad (4)$$

Based on the new similarity computation method, we devised a part-wise internal loss function that separates distinct semantic features without comparing representations of their common semantics. These semantics are disentangled with the aid of the 3D hierarchical semantic tree and vary according to the relative hierarchy of semantic features. Besides, we define  $|\bar{S}_P^l|$  ( $P \in [1, N_p]$ ) as a set that shares the same tree node features in the  $l$ -th hierarchy layer, and  $\bar{\mathbf{M}}_i^l$  is the  $i$ -th subfeature in  $|\bar{S}_P^l|$ . In each semantic hierarchy  $l$  in the 3D semantic hierarchy tree, for each selected average clustering feature  $\bar{\mathbf{M}}_i^l$ , we respectively take the semantic features  $\bar{\mathbf{M}}_j^l$  that share the same tree features as positive samples, while others  $\bar{\mathbf{M}}_k^l$  in the same semantic hierarchy but not in the  $|\bar{S}_P^l|$  set as negative samples as defined below:

$$\mathcal{L}_{part} = -\frac{1}{LN_p} \sum_{l=1}^L \sum_{i=1}^{N_l} \sum_{j=1}^{|\bar{S}_P^l|} \log \frac{\exp(s_p(\bar{\mathbf{M}}_i^l, \bar{\mathbf{M}}_j^l)/\tau)}{\sum_{k=1}^{N_k} \exp(s_p(\bar{\mathbf{M}}_i^l, \bar{\mathbf{M}}_k^l)/\tau)} \quad (5)$$

where  $\tau$  is the temperature parameter.  $N_p$  is the number of positive features,  $N_k$  is the number of negative features,  $N_l$  is the number of mask features in the  $l$ -th layer in semantic tree. The  $L$  is the total level of the hierarchical semantic tree.

### D. Training and Inference

The overall objective function includes hierarchical clustering loss  $L_h$ , instance-wise  $L_{ins}$  and part-wise contrastive learning losses  $L_{part}$ , re-weighted by parameters  $\lambda_1$  and  $\lambda_2$ :

$$L = L_h + \lambda_1 L_{ins} + \lambda_2 L_{part} \quad (6)$$

It is noteworthy that our method not only directly performs hierarchical clustering on 3D point-level instances to obtain consistent hierarchical semantic features, but also captures the relationships between semantic hierarchical structures and



within them. This method can learn the global and local hierarchical semantic structure of 3D scenes in a comprehensive and direct manner.

During inference, similar to LangSplat [4], we follow Eq. 1 to project language embeddings from 3D to 2D, then use a scene-specific decoder  $\Psi$  to recover the CLIP image embedding  $\Psi(\mathbf{M}^t) \in \mathbb{R}^{D \times H \times W}$ , enabling open-vocabulary queries with the CLIP text encoder.

#### IV. HIERARCHICAL DATASETS

For existing 3D hierarchical semantic datasets, Blender-HS and PartNet [48] are limited to single objects and simple scenes. Blender-HS [3] which is proposed by OmniSeg covers only simple plane semantic hierarchies without addressing consistent 3D features. Based on research, no public dataset exists to validate 3D hierarchical semantics and consistency in 3D complex scenes. Therefore, we construct two 3D hierarchical semantics datasets, named Hi-LERF and Hi-3DOVS. We annotate 40 images from 4 scenes based on the LERF [34] and 60 images from 10 scenes based on the 3D-OVS [7]. Each scene contains 3 hierarchical levels of mask sets  $M^{l^w}$ ,  $M^{l^p}$ , and  $M^{l^s}$ , with each set containing approximately 10 corresponding annotations. Following the 3D semantic hierarchy tree, smaller masks represent higher semantic levels, and they are precisely nested within the previous layer’s tree node masks, ensuring  $M^{l^s} \subset M^{l^p} \subset M^{l^w}$ . We used both automatic and manual labeling methods. We used SAM to extract hierarchical semantic masks, analyzed their overlaps for semantic layering, and manually annotated hierarchical semantic features with labels as ground truth.

Additionally, Figure 4 randomly displays a subset of our annotations and their labels across the three different semantic levels. For the Hierarchical Consistency (HC) score, based on our 3D hierarchical semantic tree which has 3 different semantic level, we provide the detailed computation method, as below:

$$s_{HC} = \frac{1}{(L-1) \cdot \max(N_{l+1})} \sum_{l=1}^{L-1} \sum_{i=1}^{N_l} \frac{1}{N_{i,l+1}} \sum_{j=1}^{N_{i,l+1}} \frac{\text{Area}(M_i^l \cap M_j^{l+1})}{\text{Area}(M_i^l)} \quad (7)$$

where  $L$  is the total number of semantic levels.  $N_l$  is the number of semantics at semantic level  $l$  that has the child nodes of the 3d hierarchical semantic tree at the next level  $l+1$ .  $N_{i,l+1}$  is the number of tree node semantics for  $M_i^l$  at the next level  $l+1$ .  $M_i^l$  is a semantic at semantic level  $l$ .  $M_j^{l+1}$  is a mask at the next semantic level  $l+1$  that contains  $M_i^l$ .  $\text{Area}(\cdot)$  represents the query area of the semantic.

#### V. EXPERIMENT

##### A. Datasets and Implementation Details

1) *Datasets*: We evaluated our model on 6 public datasets and 2 constructed hierarchical datasets for semantic and instance segmentation, and localization tasks.

**LERF** dataset [34], designed for 3D object localization, consists of complex outdoor 3D scenes captured using the Polycam app on an iPhone, covering 4 distinct scenes. To adapt LERF for evaluating semantic segmentation capabilities, we employed the LERF-Mask from LangSplat [4], annotating

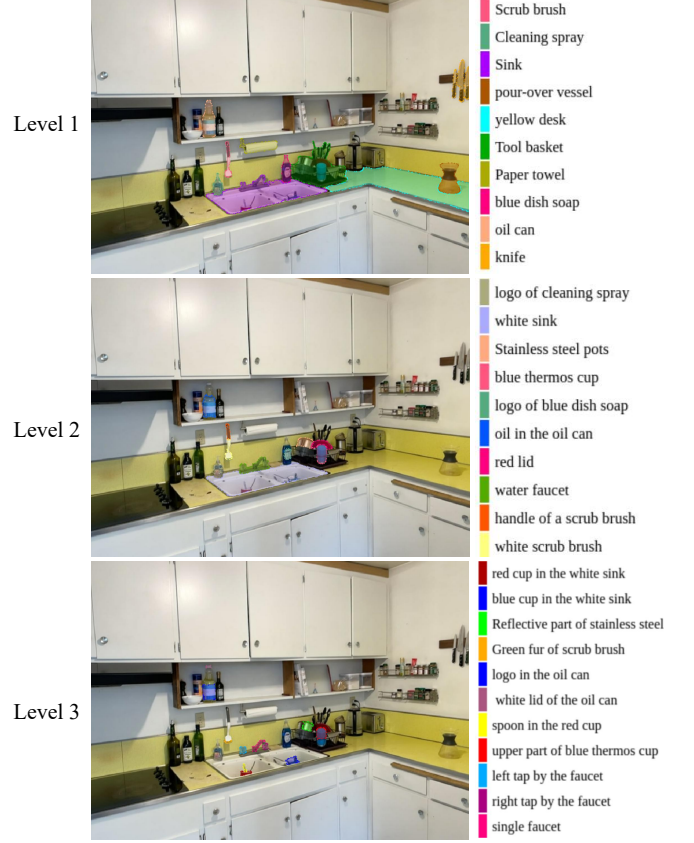


Fig. 4. We randomly selected several open-vocabulary queries and their corresponding labels across the three different semantic levels that we annotated.

TABLE I  
WE HAVE METICULOUSLY DETAILED THE VIEWS INCLUDED IN EACH SCENE OF THE HI-LERF DATASET.

Hi-LERF			
Figurines	Ramen	Teatime	Waldo kitchen
frame_00016	frame_00006	frame_00002	frame_00010
frame_00041	frame_00024	frame_00025	frame_00020
frame_00060	frame_00042	frame_00043	frame_00033
frame_00105	frame_00060	frame_00107	frame_00053
frame_00122	frame_00065	frame_00116	frame_00066
frame_00176	frame_00081	frame_00125	frame_00089
frame_00152	frame_00094	frame_00129	frame_00125
frame_00195	frame_00104	frame_00140	frame_00140
frame_00226	frame_00119	frame_00158	frame_00154
frame_00260	frame_00128	frame_00180	frame_00186

TABLE II  
WE HAVE METICULOUSLY DETAILED THE VIEWS INCLUDED IN EACH SCENE OF THE HI-3DOVS DATASET.

Hi-LERF									
bed	bench	blue_sofa	covered_desk	lawn	office_desk	room	snacks	sofa	table
frame_01	frame_02	frame_03	frame_00	frame_01	frame_03	frame_00	frame_04	frame_02	frame_00
frame_06	frame_05	frame_05	frame_11	frame_03	frame_07	frame_04	frame_08	frame_04	frame_02
frame_11	frame_25	frame_13	frame_15	frame_09	frame_12	frame_10	frame_16	frame_10	frame_14
frame_20	frame_27	frame_24	frame_21	frame_13	frame_14	frame_19	frame_26	frame_15	frame_26
frame_28	frame_32	frame_27	frame_26	frame_29	frame_20	frame_25	frame_36	frame_22	frame_30
frame_36	frame_35	frame_29	frame_30	frame_35	frame_26	frame_30	frame_40	frame_27	frame_31

TABLE III

COMPARISONS BETWEEN OUR MODEL AND SOTA METHODS OF SEMANTIC SEGMENTATION AND LOCALIZATION TASKS ON THE LERF DATASET. \*: REPRODUCED RESULT. WE COLOR TOP-3 RESULTS WITH DIFFERENT COLORS, WHICH ARE THE **BEST**, **SECOND BEST**, AND **THIRD BEST**.

Method	Semantic Segmentation										Localization				
	Figurines		Ramen		Teatime		Waldo kitchen		Average		Figurines	Ramen	Teatime	Waldo kitchen	Average
	mIoU	mBLoU	mIoU	mBLoU	mIoU	mBLoU	mIoU	mBLoU	mIoU	mBLoU	Accuracy				
<b>2D-based</b>															
LSeg [54]	-	-	-	-	-	-	-	-	-	-	8.9	14.1	33.9	27.3	21.1
<b>NeRF-based</b>															
LERF [34]	33.5	30.6	28.3	14.7	49.7	42.6	37.9	28.4	37.2	29.3	75.0	62.0	84.8	72.7	73.6
3D-OVS [7]	44.8	-	28.7	-	56.1	-	39.3	-	-	-	77.3	70.2	87.7	45.6	-
Laser [55]	63.5	-	44.6	-	62.4	-	41.3	-	-	-	76.9	76.1	88.7	79.1	-
OmniSeg3D-NeRF* [3]	30.9	26.4	25.3	13.6	42.6	40.7	33.5	24.2	31.9	23.7	66.9	55.8	72.9	66.3	64.8
Open3DRF-NeRF [9]	-	-	-	-	-	-	-	-	46.4	45.4	-	-	-	-	-
<b>3DGS-based</b>															
LEGaussians [33]	18.0	-	15.8	-	19.3	-	11.8	-	16.2	-	-	-	-	-	-
OmniSeg3D-GS* [3]	31.4	26.8	25.9	14.3	43.7	41.2	34.4	24.7	33.9	26.8	67.3	56.4	73.8	66.9	66.1
OpenGaussian [9]	39.3	-	31.0	-	60.4	-	22.7	-	38.4	-	-	-	-	-	-
SLAG [56]	48.1	-	24.8	-	56.2	-	27.6	-	39.1	-	-	-	-	-	-
Open3DRF-GS [57]	-	-	-	-	-	-	-	-	44.4	44.6	-	-	-	-	-
SuperGSeg [58]	43.7	60.7	18.1	23.9	55.3	78.0	26.7	45.5	35.5	52.0	-	-	-	-	-
Semantic Gaussians [59]	-	-	-	-	-	-	-	-	-	-	83.1	76.8	89.8	90.0	85.2
FastLGS [60]	-	-	-	-	-	-	-	-	-	-	91.4	84.2	95.0	96.2	91.7
FreeGS [61]	62.6	-	77.5	-	68.5	-	-	-	52.2	-	-	-	-	-	-
LangSplat [4]	44.7	41.9	51.2	48.8	65.1	60.8	44.5	39.1	51.5	47.8	80.4	73.2	88.1	95.5	84.3
Gaussian Grouping [37]	69.7	67.9	77.0	68.7	71.7	66.1	-	-	54.6	50.7	84.7	80.2	91.3	96.1	88.1
Ours	71.5	69.3	78.8	72.6	73.7	67.3	58.8	51.3	68.4	65.1	93.2	85.7	95.2	96.8	92.7

TABLE IV

COMPARISONS BETWEEN OUR MODEL AND SOTA METHODS OF SEMANTIC SEGMENTATION TASK ON THE 3D-OVS DATASETS.

Method	Semantic Segmentation(mIoU)					Overall
	<i>Bed</i>	<i>Bench</i>	<i>Room</i>	<i>Sofa</i>	<i>Lawn</i>	
<b>2D-based</b>						
LSeg [54]	56.0	6.0	19.2	4.5	17.5	20.6
ODISE [62]	52.6	24.1	52.5	48.3	39.8	43.5
OV-Seg [39]	79.8	88.9	71.4	66.1	81.2	77.5
<b>NeRF-based</b>						
FFD [63]	56.6	6.1	25.1	3.7	42.9	26.9
LERF [34]	73.5	53.2	46.6	27.0	73.7	54.8
Open3DRF-NeRF	-	-	-	-	-	77.5
3D-OVS [7]	89.5	89.3	92.8	74.0	88.2	86.8
OmniSeg3D-NeRF* [3]	89.7	90.2	92.0	75.3	88.5	87.1
Laser [55]	91.4	88.3	85.9	86.0	88.5	88.1
<b>3DGS-based</b>						
LEGaussians [33]	56.8	28.9	57.2	52.6	44.1	47.9
OmniSeg3D-GS* [3]	89.9	91.0	92.3	76.1	89.6	87.8
Open3DRF-GS	-	-	-	-	-	77.5
FMGS [64]	80.6	84.5	87.9	90.8	92.6	87.3
Gaussian Grouping [49]	97.3	73.7	79.0	68.1	96.5	82.9
CGC [36]	95.2	96.1	86.8	67.5	91.8	87.5
FastLGS [60]	94.7	95.1	95.3	90.6	93.9	95.1
LangSplat [4]	92.5	94.2	94.1	90.0	96.1	93.4
Ours	95.9	97.3	96.7	92.8	97.6	96.1

masks with more challenging text queries to improve segmentation and localization assessment.

**3DOVS** dataset [7], designed for open-vocabulary 3D semantic segmentation, contains 10 scenes with various long-tail object classes. Following OpenGaussian, we randomly selected 10 scenes from ScanNet [66] for evaluation: scene0000, scene0062, scene0070, scene0097, scene0140, scene0200, scene0347, scene0400, scene0590, and scene0645. For text queries, we used 19 ScanNet-defined categories: wall, floor, cabinet, bed, chair, sofa, table, door, window, bookshelf, picture, counter, desk, curtain, refrigerator, shower curtain, toilet, sink, and bathtub. A subset of 15 categories excludes picture, refrigerator, shower curtain, and bathtub, while a

further reduced set of 10 omits cabinet, counter, desk, curtain, and sink.

**ScanNetv2** dataset [66] provides images, point clouds, and 3D point-level semantic labels. Like OpenGaussian [9], we use 19, 15, and 10 categories for text queries.

**ScanNet200** [67] consists of 1,201 training and 312 validation scenes spanning 198 object categories, making it ideal for assessing real-world open-vocabulary scenarios with a long-tailed distribution.

**Waymo** [69] dataset for 3D semantic segmentation comprises 23,691 training samples, 5,976 validation samples, and 2,982 testing samples [37]. Each sample includes a 64-beam point cloud and RGB images from five cameras: front, front-

TABLE V  
EXPERIMENTS ON REPLICA [65] FOR SEMANTIC SEGMENTATION. \*: REPRODUCED RESULT.

Method	Replica															
	office0		office1		office2		office3		office4		room0		room1		room2	
	mIoU↑	mAcc↑	mIoU↑	mAcc↑	mIoU↑	mAcc↑	mIoU↑	mAcc↑	mIoU↑	mAcc↑	mIoU↑	mAcc↑	mIoU↑	mAcc↑	mIoU↑	mAcc↑
<b>2D-based</b>																
LSeg [54]	1.05	6.73	0.92	4.78	5.31	9.72	3.62	11.92	1.93	4.91	4.92	14.38	4.33	13.94	1.78	15.41
<b>NeRF-based</b>																
LERF [34]	11.56	35.82	12.95	37.81	14.92	39.41	12.60	37.20	8.20	16.30	12.80	29.70	12.80	29.70	40.13	52.42
3D-OVS [7]	12.83	38.21	13.06	38.66	15.84	38.63	12.10	36.10	15.80	28.90	12.50	40.10	13.10	30.20	41.04	52.97
OmniSeg3D-NeRF* [3]	14.31	38.02	15.73	42.88	17.89	21.84	15.76	40.93	15.41	55.32	21.59	38.76	17.83	30.93	40.55	52.62
Laser [55]	16.82	40.25	19.47	48.62	23.58	52.74	18.70	64.30	39.70	62.50	24.30	54.70	25.00	45.90	45.53	56.31
<b>3DGS-based</b>																
LangSplat [4]	2.43	11.09	2.10	1.36	5.68	10.70	4.65	13.99	1.49	2.37	3.86	12.82	4.08	12.24	0.92	10.05
OmniSeg3D-GS* [3]	15.42	38.37	17.53	44.32	18.42	23.52	16.41	41.82	17.97	17.32	23.01	40.74	19.84	30.97	41.03	53.93
OpenGaussian [9]	17.20	36.54	23.13	35.11	43.72	66.38	42.36	42.64	61.33	69.62	31.45	41.74	40.36	31.72	42.14	54.10
Gaussian Grouping [37]	19.58	38.42	-	-	32.77	74.48	10.18	26.17	30.29	45.67	13.08	36.21	17.81	31.57	17.06	24.17
Ours	25.91	51.93	24.85	49.91	45.83	75.81	43.09	47.63	65.01	82.94	41.77	61.04	65.63	84.89	48.53	65.01

TABLE VI  
EXPERIMENTS ON SCANNetV2 [66] FOR SEMANTIC SEGMENTATION, AND ON SCANNet200 [67] FOR SEMANTIC SEGMENTATION AND INSTANCE SEGMENTATION. \*: REPRODUCED RESULT.

Method	ScanNet						ScanNet200				
	19 classes		15 classes		10 classes		semantic segmentation		instance segmentation		
	mIoU↑	mAcc↑	mIoU↑	mAcc↑	mIoU↑	mAcc↑	mIoU↑	mAcc↑	AP	AP@25	AP@50
<b>2D-based</b>											
Lseg [54]	0.1	-	0.4	-	0.9	-	1.6	3.3	-	-	-
OpenScene [29]	43.6	-	51.3	-	58.3	-	6.4	12.2	8.5	-	-
<b>NeRF-based</b>											
LERF [34]	15.8	25.3	21.5	35.5	36.5	48.1	5.8	10.6	13.2	17.5	26.3
3D-OVS [7]	17.3	29.3	24.8	38.3	38.4	54.7	6.3	11.2	14.9	19.7	28.4
OmniSeg3D-NeRF* [3]	21.1	38.4	27.9	41.2	40.3	62.4	7.5	11.5	17.6	21.5	31.6
<b>3DGS-based</b>											
LangSplat [4]	2.0	9.2	4.9	14.6	8.0	23.9	2.5	6.4	19.5	21.3	28.6
LEGaussians [33]	1.6	7.9	4.6	16.1	7.7	24.9	-	-	-	-	-
OmniSeg3D-GS* [3]	23.5	41.3	32.6	43.7	42.9	63.8	8.2	13.3	11.4	23.0	32.7
OpenGaussian [9]	30.1	46.5	38.1	56.8	49.7	71.4	10.5	15.1	20.8	25.7	37.4
Dr. Splat [68]	29.6	47.7	38.2	60.4	50.2	73.5	-	-	-	-	-
SLAG [56]	31.3	49.8	30.7	50.0	48.3	73.5	-	-	-	-	-
<b>Ours</b>	<b>47.9</b>	<b>61.3</b>	<b>53.7</b>	<b>67.4</b>	<b>60.1</b>	<b>74.9</b>	<b>18.7</b>	<b>24.5</b>	<b>24.5</b>	<b>31.1</b>	<b>43.9</b>

TABLE VII  
EXPERIMENTS WAYMO [69] FOR SEMANTIC SEGMENTATION.

Method	Waymo mIoU↑
<b>2D-based</b>	
LSeg [54]	15.7
<b>NeRF-based</b>	
LERF [34]	46.8
3D-OVS [7]	53.1
OmniSeg3D-NeRF* [3]	54.7
Laser [55]	58.3
<b>3DGS-based</b>	
LangSplat [4]	64.2
OmniSeg3D-GS* [3]	65.1
OpenGaussian [9]	67.3
Gaussian Grouping [37]	68.8
<b>Ours</b>	<b>69.5</b>

left, front-right, side-left, and side-right. Since the Waymo ego-vehicle lacks a rear camera, points outside the field of view introduce additional challenges for multimodal segmentation.

**Replica** [65] is a synthetic dataset derived from high-fidelity real-world data, featuring ground-truth 3D meshes with semantic annotations. It includes 8 evaluation scenes and 48

object classes. Unlike others that generate prediction masks for all classes, we focus solely on the queried semantic masks.

For a fair comparison, we used all test scenes from the LERF-OVS annotated by LangSplat [4] and 3D-OVS [7] datasets without modifications. For the custom two datasets, we annotated all the scenes in datasets with hierarchical semantics for testing and comparisons.

2) *Metrics*: We adopt a variety of evaluation metrics to comprehensively compare the performance of our model against other approaches. For the LERF dataset [34], we compute mIoU and mBIoU for the semantic segmentation task, and accuracy for the object localization task. For the 3DOVS dataset [7], we evaluate the mIoU metric for semantic segmentation. For the ScanNet dataset [66], we conduct evaluations under different settings, including 19-class, 15-class, and 10-class configurations, and report mIoU and mAcc for the semantic segmentation task. For the ScanNet200 dataset [66], we perform both semantic segmentation and instance segmentation, reporting mIoU and mAcc for the former, and AP, AP@25, and AP@50 for the latter. For the Waymo dataset [69], we evaluate mIoU for semantic segmentation. For the Replica dataset [65], we report both mIoU and mAcc scores for the semantic segmentation task.






Fig. 5. Comparison of open-vocabulary semantic query (left) and semantic localization task (right) on the LERF dataset.




Fig. 6. More comparison of open-vocabulary semantic query on the LERF dataset.

3) *Implementation Details:* We conduct experiments on a single NVIDIA 3090 GPU using PyTorch. Consistent with the official 3D-GS [13] setup, we utilize original RGB scenes and maintain original parameter settings. We freeze the remaining parameters of 3D-GS and only train the Gaussian semantic features for 30,000 iterations. We employ the ViT-H from SAM [18] to extract whole, part, and sub-part masks. For image-language features and the auto-encoder, we use the OpenCLIP ViT-B/16 model [70] and an MLP, respectively. We first obtain 512-D features via CLIP, which are then

compressed into 3-D latent features using the auto-encoder. The loss term parameters  $\lambda_1$  and  $\lambda_2$  are set to  $e-6$  and  $e-5$ , respectively. The  $\theta$  and  $\Omega$  are set 0.9 and 10. Following LangSplat [4], for each text query, we utilize the trained 3D language Gaussians to generate relevancy maps. Various strategies are then employed to select the optimal semantic level and obtain predictions for different tasks. For the open-vocabulary query localization task on the LERF dataset, to mitigate the impact of outliers, we initially apply a mean convolution filter with a size of 20 to smooth the relevancy

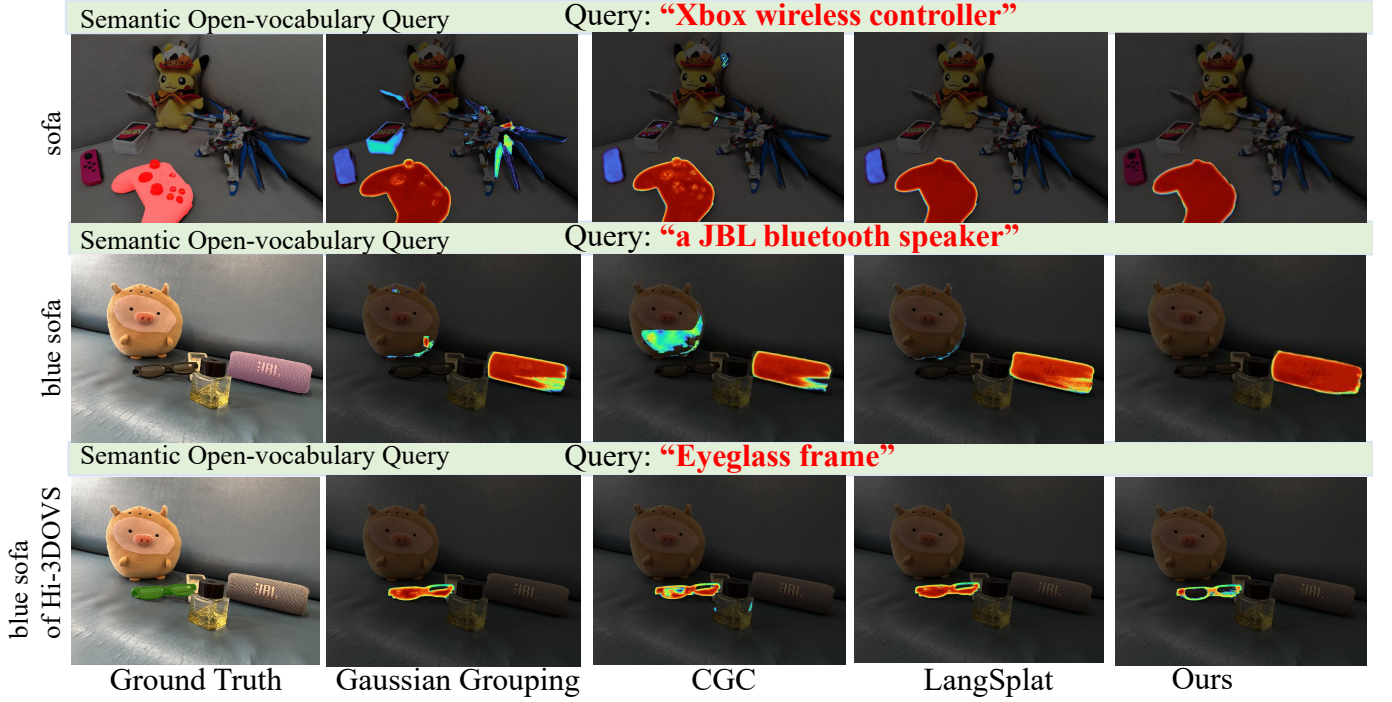


Fig. 7. More comparison of open-vocabulary semantic query on the 3D-OVS and Hi-3DOVS datasets.




Fig. 8. Comparison of open-vocabulary semantic query on the 'sofa' scene of 3D-OVS and Hi-3DOVS datasets.

map values. We then select the map with the highest smoothed relevancy score and use the corresponding position as the final prediction. For the open-vocabulary query semantic segmentation task on the LERF dataset, a similar approach is taken. We apply a mean filter of size 20 to smooth the relevancy maps and then proceed with binary mask prediction. The relevancy scores are first normalized, and a threshold is used to obtain a binary image as the final prediction mask. The same method is applied to the Hi-LERF dataset. For the open-vocabulary query semantic segmentation task on the LERF and Hi-LERF datasets, each class query yields a relevancy map. We apply a relevancy threshold of 0.4, setting scores below 0.4 to 0 and scores above 0.4 to 1, thereby producing a binary map. The average relevancy score within the mask region of each

map is computed, and this score is used to determine the final predicted binary map.

4) *Open-vocabulary Query*: For open-vocabulary query benchmarking, we follow OmniSeg3D [3] and LangSplat [4], where the model receives a 2D query point  $q$  from a given frame  $I$  as input and outputs a dense 2D score map. Semantic query masks are obtained by setting corresponding thresholds. We utilized two evaluation metrics: mIoU scores across three hierarchical levels and Hierarchical Consistency scores. To assess the model's instance-wise semantic hierarchy capability, we calculated IoU accuracy at three distinct semantic levels:  $l_1$ ,  $l_2$ , and  $l_3$ , and their average. Additionally, we use the Hierarchical Consistency (HC) score  $s_{HC}$  to further assess the part-wise semantic layering ability.



TABLE VIII  
COMPARISONS OF mIoU AND HC SCORES BETWEEN OUR MODEL AND SOTA HIERARCHY METHODS ON HI-LERF AND HI-3DOVS DATASETS. L1-3:  
LEVEL 1-3. AVG: AVERAGE.

Method	Hi-LERF						Hi-3DOVS				
	Instance (mIoU)				Part (HC)		Instance (mIoU)				Part (HC)
	L1	L2	L3	Avg.	Overall		L1	L2	L3	Avg.	Overall
<i><b>3DGS-based</b></i>											
OpenGaussian [9]	31.5	14.2	7.1	17.6	15.1	68.5	18.4	11.3	32.7	19.3	
Gaussian Grouping [37]	35.7	15.9	12.8	21.5	17.3	72.6	20.6	15.5	36.2	23.8	
LangSplat [4]	38.9	21.8	13.4	24.7	18.9	74.7	35.9	17.2	42.6	25.8	
<i><b>Hierarchical-based</b></i>											
VCH [47]	26.3	16.1	15.6	19.3	28.6	51.1	26.5	25.8	34.5	38.4	
OmniSeg3D-GS [3]	24.5	18.3	11.2	18.0	21.5	58.3	32.1	19.3	36.6	29.7	
<b>Ours</b>	<b>45.1</b>	<b>38.5</b>	<b>33.7</b>	<b>39.1</b>	<b>56.9</b>	<b>86.2</b>	<b>59.8</b>	<b>38.6</b>	<b>61.5</b>	<b>65.9</b>	

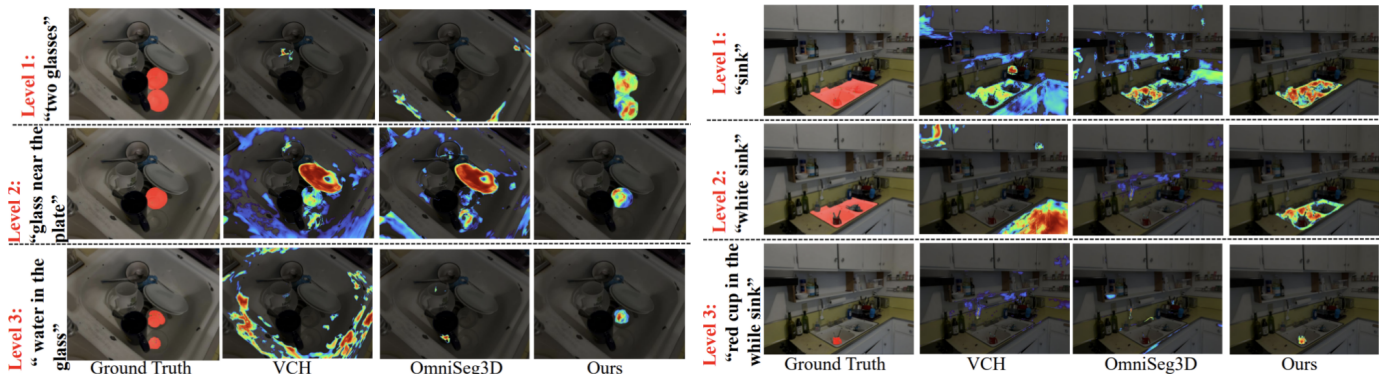


Fig. 9. Comparison of hierarchy on the Hi-LERF dataset.

## B. Experiments and Results

Notably, to ensure the fairness of experimental comparisons, it is important to clarify that our evaluation spans 8 diverse datasets [7], [34], [65], [66], [69], whereas many existing baselines report results on only a subset of them. Moreover, due to the unavailability of source code or implementation details, several of these methods are not reproducible. As a result, we have made every effort to adopt the officially reported results for each method on the corresponding datasets, as stated in their original papers, to maintain a fair and consistent comparison.

1) *Comparison on LERF*: As evidenced by Table III and Figures 5 and 6, our model consistently outperforms state-of-the-art 3D open-vocabulary querying methods [33], [34] across both tasks, encompassing approaches based on 2D supervision [54], NeRF-based representations [3], [7], [34], [55], [57], and 3D Gaussian Splatting frameworks [3], [4], [9], [33], [37], [56]–[58], [60], [68]. We reproduced the class-agnostic model OmniSeg3D [3] under identical experimental settings. Query results were obtained by calculating regions where the similarity between text queries and semantic features exceeded a set threshold. Compared to OmniSeg3D [3], which also explores hierarchical semantic information but relies on 2D foundation models, our approach achieves substantial performance gains across five scenes in both tasks. It surpasses the OpenGaussian [9], which also utilizes point-optimization. Our model still exhibits clear superiority compared to Gaussian Grouping [37], on semantic segmentation task and FastLGS [60] on localization task.

Besides, our model outperforms LangSplat [4], which employs hierarchical 2D masks, validating the efficacy of our 3D hierarchical semantic tree. We also illustrate the qualitative results in Fig. 5 and 6. LangSplat [3] struggles with correct hierarchical semantic instances. OmniSeg3D [3] has difficulty in challenging queries with complex semantics like “pirate hat” and Gaussian Grouping fails to segment internal part-wise features, such as “onion segments in a bowl”. Our model effectively captures features across different semantic levels.

2) *Comparison on 3D-OVS*: We provide quantitative results for 3D semantic segmentation on the 3D-OVS [7] in Table IV and qualitative results in Fig. 8. Our model outperforms both 2D-based methods [39], [54], [62], NeRF-based representation [7], [34], [55], [57], [63] and 3DGS-based approaches [7], [34], [37], [60], [63], [64] across 5 scenes. Although Gaussian-Grouping [37] outperforms us in the “bed” scene, its reliance on 2D segmentation masks to lead to overlook blind spots and 3D inconsistencies, ultimately impairing performance in other scenes. CGC [36] and FastLGS [60] overlook the inherent hierarchical semantic structure within feature representations, which hinders their ability to accurately capture deeper-level semantic relationships. While LangSplat [4] incorporates hierarchical semantics, its 2D structure limits its ability to query 3D hierarchical semantics. As shown in Fig. 8, our model precisely segments complex hierarchical semantics.

3) *More Comparisons on ScanNet, Replica, Waymo*: We conducted more experiments on ScanNetv2 [66], Waymo [69], and ScanNet200 [67] for semantic segmentation task, and Replica [65], and ScanNet200 [67] for instance segmentation



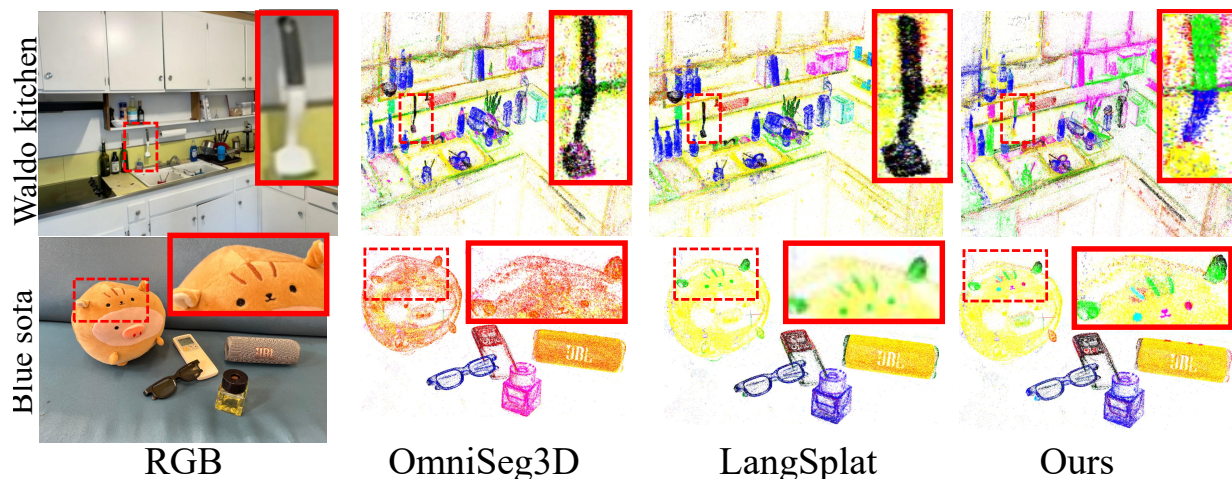


Fig. 10. Comparison of hierarchy semantic features.

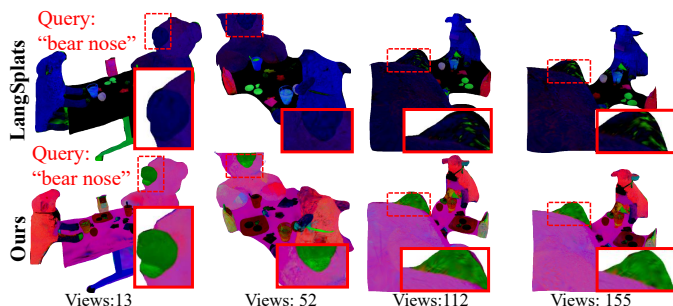


Fig. 11. Comparison of consist semantics of “bear nose”.

task, as shown in Table V, VI and VII. We conducted comprehensive comparisons between our model and representative 2D-based [54], NeRF-based [3], [7], [34], [55], and 3D Gaussian Splatting (3D-GS)-based approaches [3], [4], [9], [33], [56], [68]. As shown in Table V, we performed detailed evaluations across eight scenes on the Replica dataset [65], reporting mIoU and mAcc metrics, where our model consistently achieved the best performance across all scenarios.

For the ScanNet dataset [66], we carried out experiments on ScanNetv2 [66] for semantic segmentation under various settings involving 19, 15, and 10 classes, as well as on ScanNet200 [67] for both semantic and instance segmentation. As shown in Table VI, our model demonstrates clear superiority across all configurations, highlighting its strong capability in understanding diverse semantic features in 3D scenes.

Additionally, we evaluated our model on the Waymo dataset [69] in Table VII, where it outperformed all three SOTA baselines [4], [9], [37]. This further confirms the robustness and generalization ability of our model, even in challenging outdoor environments.

More comparisons demonstrate that our model outperforms others [4], [9] in both indoor and outdoor datasets, showcasing its ability to capture deeper semantics for real-world applications.

4) *Comparison on Hierarchy*: As shown in Table VIII and Fig. 9, our model outperforms other SOTA hierarchical semantic methods [3], [52] on Hi-LERF and Hi-3DOVS, consistently

TABLE IX  
ABLATION STUDY. HST: HIERARCHICAL SEMANTIC TREE, INITIAL-2D: INITIAL 2D SEMANTIC LEVELS, 3D-HC: 3D HIERARCHICAL CLUSTER, CL: CONTRASTIVE LEARNING.

Method				LERF(Avg.)	3D-OVS(Overall)	Hi-LERF(Avg.)	
HST		CL		Localization	Segmentation	Segmentation	
Initial-2D	3D-HC	Instance	Part	Accuracy	mIoU	mIoU	HC
×	×	×	×	87.4	93.4	24.7	18.9
✓	×	×	×	88.0	93.8	25.5	20.1
✓	✓	×	×	90.6	94.8	31.8	42.2
✓	✓	✓	×	92.0	95.6	36.3	53.8
✓	✓	×	✓	91.5	95.2	34.5	49.3
✓	✓	✓	✓	92.7	96.1	39.1	56.9

achieving the highest mIoU and hierarchical consistency (HC) scores, especially at higher semantic levels, highlighting its superior hierarchical semantic understanding. Fig 9 showcases the superior performance on the hierarchical semantic dataset. While VCH [52] is restricted to single-instance segmentation, it struggles with the “white sink” from a “white cabinet.” Besides, OmniSeg3D [3] focuses on coarse semantic distinctions, overlooking internal semantic hierarchies, and struggling with higher-level semantics like a “red cup in a white sink.” In contrast, as Fig. 10 shows, our model adeptly learns hierarchy features across various semantic levels, such as the “head, middle, and tail of a spatula,” where other methods struggle.

5) *Comparison on Consistency*: We further analyzed the model’s ability to capture consistent semantic features. As shown in Fig. 11, we selected 4 different views of the “teatime” scene from the LERF dataset to compare semantic features of the “bear nose.” It shows that our model effectively learns view-consistent semantic features of the bear’s nose across views, while the SOTA model, LangSplat [4], fails to capture complete and view-consistent features.

6) *Comparison on Efficiency*: As shown in Table XIII and X, we compare the average training time for one scene and the memory costs with other SOTA models under identical settings. The results indicate that although our model requires more training time due to hierarchical semantic learning, the memory costs are comparable to VCH [52] and OmniSeg3D [3], yet our model achieves superior hierarchical

TABLE X  
COMPUTATIONAL COSTS. S/Q IS THE AVERAGE TIME PER QUERY.

Method	Train (LERF)		Inference Speed (s/q)			
	Time (min)	Cost (GB)	Figurines	Ramen	Teatime	Waldo kitchen
OpenGaussian [9]	50	20	0.37	0.35	0.33	0.36
VCH [3]	71	24	0.39	0.36	0.30	0.37
Gaussian Grouping [37]	82	24	0.31	0.29	0.27	0.28
OmniSeg3D-GS [3]	105	24	0.33	0.31	0.34	0.32
LangSplat [4]	25x3	4	0.28	0.26	0.23	0.25
<b>Ours</b>	114	24	<b>0.25</b>	<b>0.24</b>	<b>0.20</b>	<b>0.23</b>

TABLE XI  
COMPUTATIONAL COSTS AFTER SAMPLES PRUNING STRATEGY .

Method	LERF			3D-OVS			Hi-LERF(Average)	
	Train(average)		Inference	Train(average)		Inference	Segmentation	
	time(min)	cost(GB)	Speed (s/q)	time(min)	cost(GB)	Speed (s/q)	mIoU	HC
original	114	24	0.24	121	24	0.21	39.1	56.9
pruning	<b>46(-68)</b>	<b>8(-16)</b>	<b>0.21</b>	<b>52(-69)</b>	<b>8(-16)</b>	<b>0.17</b>	38.8	56.4

TABLE XII  
INFLUENCE OF DIFFERENT COVERAGE THRESHOLD  $\theta$ .

Coverage threshold $\theta$	3D-OVS(Overall)		Hi-LERF(Average)	
	Segmentation		Segmentation	
	mIoU	mIoU	HC	
0.6	95.4	38.4	56.3	
0.7	95.5	38.4	56.2	
0.8	95.8	38.7	56.5	
0.9	96.1	39.1	56.9	

TABLE XIV  
INFLUENCE OF DIFFERENT SIMILARITY DEGREES  $\Omega$ .

Similarity degrees $\Omega$	LERF(Average)		Hi-LERF(Average)	
	Segmentation		Segmentation	
	mIoU	mIoU	HC	
2	66.3	36.4	53.3	
<b>10</b>	<b>68.4</b>	<b>39.1</b>	<b>56.9</b>	
100	68.0	37.6	55.8	
1000	65.2	35.3	52.7	

TABLE XIII  
EFFICIENCY COMPARISON. -GS: BASED ON GAUSSIAN SPLATTING. “ $\times 3$ ”: LANGSPLAT [4] IS TRAINED SEPARATELY ON 3 DIFFERENT SEMANTIC LEVELS, AND THE BEST RESULT AMONG THE THREE IS SELECTED.

Method	Hi-LERF(Average)		Training Time	Memory	Cost
	Segmentation				
	mIoU	HC	min	GB	
OpenGaussian [9]	17.6	15.1	50	20	
LangSplat [4]	24.7	18.9	<b>25</b> $\times 3$	<b>4</b>	
VCH [52]	19.3	28.6	71	24	
Gaussian Grouping [37]	21.5	17.3	82	24	
OmniSeg3D-GS [3]	18.0	21.5	105	24	
<b>Ours</b>	<b>39.1</b>	<b>56.9</b>	114	24	

semantic results. Besides, we adapt contrastive sample pruning to reduce cost, removing redundant pairs based on feature similarity, retaining the most distinct samples in contrastive loss. Table XI shows the improvements, reduce costs by nearly 1/3 while preserving performance.

### C. Ablation Study

As Table IX shows, We conduct ablation studies to validate the efficacy of proposed methods. We take LangSplat [4] as the baseline, as shown in row 1.

1) *3D Hierarchical Cluster*: The comparison between rows 2-3 in Table IX reveals that using 3D point-level instance clustering significantly improves semantic segmentation by 22.1 HC score on Hi-LERF and 1.0 mIoU on 3D-OVS. This shows that 3D point-level hierarchical clustering addresses multi-view inconsistencies in 2D models, proving its effectiveness in capturing 3D consistent hierarchical semantics.

2) *3D Hierarchical Semantic Tree*: As shown in rows 1-3 of Table IX, the 3D hierarchical semantic tree which consists of initial semantic levels and 3D hierarchical cluster, improves semantic segmentation by 17.1 mIoU on Hi-LERF and 3.2% localization accuracy on LERF. It benefits from the 3D hierarchical semantic tree which effectively captures layered semantics in complex 3D scenes and differentiates between varying semantic similarities, such as “stuffed bear” and “bear nose.”

3) *Contrastive Learning*: From rows 4 and 5 in Table IX, we observe that the instance-wise and part-wise contrastive losses improves the semantic segmentation by 4.5% and 2.7% mIoU on Hi-LERF. It demonstrates that instance-wise contrastive loss captures multi-level semantic features and improves the differentiation of similar semantics. Besides, the part-wise contrastive loss improves discrimination between similar semantic features (e.g., the bear’s nose and mouth). While distinguishing similar features is challenging, our approach captures both external and internal hierarchies, offering a deeper 3D scene understanding.

### D. Parameter Discussions

1) *Coverage threshold  $\theta$* : As shown in Table XII, we discuss the impact of varying cover thresholds on the performance of our open-vocabulary query semantic segmentation task across the 3D-OVS and Hi-LERF datasets. The best results are obtained when the coverage threshold is set to 0.9. The results in the table indicate that a higher cover threshold implies stricter coverage requirements across the three semantic levels,

suggesting that more rigorous semantic layering enhances the model’s ability to differentiate between hierarchical semantics.

2) *Similarity degrees  $\Omega$* : In our proposed instance-wise loss, we aim to approximate the ratio between the distances of sample pairs to be equal to the ratio of their similarity degrees  $\Omega$ . Consequently, appropriately assigning similarity distances to pairs guided by their similarity is crucial in our method. In this ablation study, we explore the impact of different values of  $\Omega$  (i.e., preset similarity bases) on model performance. For instance, the hyperparameter  $\Omega$  ranges from 2 to 1000, as depicted in Table XIV. We observe that our method achieves optimal performance when  $\Omega = 10$ . The results indicate that, on the LERF dataset, the distance ratio between adjacent similar sample pairs approaches 10. If the hyperparameter  $\Omega$  is set too small (e.g. 2) or too large (e.g. 1000), it will lead to incorrect distance ratios between sample pairs, thereby impairing the proper semantic hierarchical relationships between semantic features.

## VI. CONCLUSION

In this paper, we propose Hi-LSplat, a view-consistent 3D hierarchical Language Gaussian field for 3D open-vocabulary query. The innovation lies in using a 3D hierarchical semantic tree to capture 3D view-dependent semantics, coupled with instance-wise and part-wise contrastive learning to grasp complex hierarchies. We also created two datasets to better evaluate hierarchical semantics. Hi-LSplat excels in 8 datasets. Codes and datasets will be released.

**Limitations.** 1) Free-form semantic querying of 3D scenes remains challenging. We plan to extend open-vocabulary queries to free-form queries without any training priors. 2) The cluster and contrastive learning slightly increase training time and resource but remain cost-efficient.

## REFERENCES

- [1] P. Cascante-Bonilla, H. Wu, L. Wang, R. S. Feris, and V. Ordonez, “Simvqa: Exploring simulated environments for visual question answering,” in *Proceedings of the IEEE/CVF Conference on Computer Vision and Pattern Recognition (CVPR)*, June 2022, pp. 5056–5066.
- [2] D. Azuma, T. Miyanishi, S. Kurita, and M. Kawanabe, “Scanqa: 3d question answering for spatial scene understanding,” in *Proceedings of the IEEE/CVF Conference on Computer Vision and Pattern Recognition (CVPR)*, June 2022, pp. 19 129–19 139.
- [3] H. Ying, Y. Yin, J. Zhang, F. Wang, T. Yu, R. Huang, and L. Fang, “Omniseg3d: Omniversal 3d segmentation via hierarchical contrastive learning,” in *Proceedings of the IEEE/CVF Conference on Computer Vision and Pattern Recognition*, 2024, pp. 20 612–20 622.
- [4] M. Qin, W. Li, J. Zhou, H. Wang, and H. Pfister, “Langsplat: 3d language gaussian splatting,” in *Proceedings of the IEEE/CVF Conference on Computer Vision and Pattern Recognition*, 2024, pp. 20 051–20 060.
- [5] Y. Yin, Y. Liu, Y. Xiao, D. Cohen-Or, J. Huang, and B. Chen, “Sai3d: Segment any instance in 3d scenes,” in *Proceedings of the IEEE/CVF Conference on Computer Vision and Pattern Recognition (CVPR)*, June 2024, pp. 3292–3302.
- [6] Q. Yu, J. He, X. Deng, X. Shen, and L.-C. Chen, “Convolutions die hard: Open-vocabulary segmentation with single frozen convolutional clip,” in *Advances in Neural Information Processing Systems*, A. Oh, T. Naumann, A. Globerson, K. Saenko, M. Hardt, and S. Levine, Eds., vol. 36. Curran Associates, Inc., 2023, pp. 32 215–32 234. [Online]. Available: [https://proceedings.neurips.cc/paper\\_files/paper/2023/file/661caac7729aa7d8c6b8ac0d39ccbc6a-Paper-Conference.pdf](https://proceedings.neurips.cc/paper_files/paper/2023/file/661caac7729aa7d8c6b8ac0d39ccbc6a-Paper-Conference.pdf)
- [7] K. Liu, F. Zhan, J. Zhang, M. XU, Y. Yu, A. El Saddik, C. Theobalt, E. Xing, and S. Lu, “Weakly supervised 3d open-vocabulary segmentation,” in *Advances in Neural Information Processing Systems*, A. Oh, T. Naumann, A. Globerson, K. Saenko, M. Hardt, and S. Levine, Eds., vol. 36. Curran Associates, Inc., 2023, pp. 53 433–53 456. [Online]. Available: [https://proceedings.neurips.cc/paper\\_files/paper/2023/file/a76b693f36916a5ed84d6e5b39a0dc03-Paper-Conference.pdf](https://proceedings.neurips.cc/paper_files/paper/2023/file/a76b693f36916a5ed84d6e5b39a0dc03-Paper-Conference.pdf)
- [8] C. Huang, O. Mees, A. Zeng, and W. Burgard, “Visual language maps for robot navigation,” in *2023 IEEE International Conference on Robotics and Automation (ICRA)*, 2023, pp. 10 608–10 615.
- [9] Y. Wu, J. Meng, H. Li, C. Wu, Y. Shi, X. Cheng, C. Zhao, H. Feng, E. Ding, J. Wang *et al.*, “Opengaussian: Towards point-level 3d gaussian-based open vocabulary understanding,” *arXiv preprint arXiv:2406.02058*, 2024.
- [10] Z.-T. Chou, S.-Y. Huang, I. Liu, Y.-C. F. Wang *et al.*, “Gsnrf: Generalizable semantic neural radiance fields with enhanced 3d scene understanding,” in *Proceedings of the IEEE/CVF Conference on Computer Vision and Pattern Recognition*, 2024, pp. 20 806–20 815.
- [11] X. Zuo, P. Samangouei, Y. Zhou, Y. Di, and M. Li, “Fmgs: Foundation model embedded 3d gaussian splatting for holistic 3d scene understanding,” *arXiv preprint arXiv:2401.01970*, 2024.
- [12] D. Chen, H. Li, W. Ye, Y. Wang, W. Xie, S. Zhai, N. Wang, H. Liu, H. Bao, and G. Zhang, “Pgssr: Planar-based gaussian splatting for efficient and high-fidelity surface reconstruction,” *IEEE Transactions on Visualization and Computer Graphics*, 2024.
- [13] B. Kerbl, G. Kopanas, T. Leimkühler, and G. Drettakis, “3d gaussian splatting for real-time radiance field rendering,” *ACM Transactions on Graphics*, vol. 42, no. 4, 2023.
- [14] J. Li, H. Wang, J. Tan, Z. Ou, and J. Yuan, “Aligning instance-semantic sparse representation towards unsupervised object segmentation and shape abstraction with repeatable primitives,” *IEEE Transactions on Visualization and Computer Graphics*, 2025.
- [15] Q. Yu, X. Li, Y. Tang, J. Xu, L. Hu, Y. Hao, and M. Chen, “Jimr: Joint semantic and geometry learning for point scene instance mesh reconstruction,” *IEEE Transactions on Visualization and Computer Graphics*, 2024.
- [16] Y. Lin, X. Xu, H. Zhang, C. Xu, W. Li, Y. Xie, J. Qin, and S. He, “Delving into invisible semantics for generalized one-shot neural human rendering,” *IEEE Transactions on Visualization and Computer Graphics*, 2025.
- [17] A. Radford, J. W. Kim, C. Hallacy, A. Ramesh, G. Goh, S. Agarwal, G. Sastry, A. Askell, P. Mishkin, J. Clark, G. Krueger, and I. Sutskever, “Learning transferable visual models from natural language supervision,” 2021. [Online]. Available: <https://arxiv.org/abs/2103.00020>
- [18] A. Kirillov, E. Mintun, N. Ravi, H. Mao, C. Rolland, L. Gustafson, T. Xiao, S. Whitehead, A. C. Berg, W.-Y. Lo, P. Dollar, and R. Girshick, “Segment anything,” in *Proceedings of the IEEE/CVF International Conference on Computer Vision (ICCV)*, October 2023, pp. 4015–4026.
- [19] Y. Yang, X. Wu, T. He, H. Zhao, and X. Liu, “Sam3d: Segment anything in 3d scenes,” 2023. [Online]. Available: <https://arxiv.org/abs/2306.03908>
- [20] J. Cen, J. Fang, C. Yang, L. Xie, X. Zhang, W. Shen, and Q. Tian, “Segment any 3d gaussians,” 2024. [Online]. Available: <https://arxiv.org/abs/2312.00860>
- [21] S. Choi, H. Song, J. Kim, T. Kim, and H. Do, “Click-gaussian: Interactive segmentation to any 3d gaussians,” 2024. [Online]. Available: <https://arxiv.org/abs/2407.11793>
- [22] H. Zhang, F. Li, S. Liu, L. Zhang, H. Su, J. Zhu, L. M. Ni, and H.-Y. Shum, “Dino: Detr with improved denoising anchor boxes for end-to-end object detection,” 2022. [Online]. Available: <https://arxiv.org/abs/2203.03605>
- [23] B. Mildenhall, P. P. Srinivasan, M. Tancik, J. T. Barron, R. Ramamoorthi, and R. Ng, “Nerf: Representing scenes as neural radiance fields for view synthesis,” *Communications of the ACM*, vol. 65, no. 1, pp. 99–106, 2021.
- [24] L. Xue, M. Gao, C. Xing, R. Martín-Martín, J. Wu, C. Xiong, R. Xu, J. C. Niebles, and S. Savarese, “Ulip: Learning a unified representation of language, images, and point clouds for 3d understanding,” 2023. [Online]. Available: <https://arxiv.org/abs/2212.05171>
- [25] G. Liao, J. Li, Z. Bao, X. Ye, J. Wang, Q. Li, and K. Liu, “Clip-gs: Clip-informed gaussian splatting for real-time and view-consistent 3d semantic understanding,” 2024. [Online]. Available: <https://arxiv.org/abs/2404.14249>
- [26] Y. Ji, H. Zhu, J. Tang, W. Liu, Z. Zhang, Y. Xie, and X. Tan, “Fastlgs: Speeding up language embedded gaussians with feature grid mapping,” 2024. [Online]. Available: <https://arxiv.org/abs/2406.01916>



- [27] R. Ding, J. Yang, C. Xue, W. Zhang, S. Bai, and X. Qi, "Pla: Language-driven open-vocabulary 3d scene understanding," in *Proceedings of the IEEE/CVF Conference on Computer Vision and Pattern Recognition (CVPR)*, June 2023, pp. 7010–7019.
- [28] A. Takmaz, E. Fedele, R. W. Sumner, M. Pollefeys, F. Tombari, and F. Engelmann, "Openmask3d: Open-vocabulary 3d instance segmentation," 2023. [Online]. Available: <https://arxiv.org/abs/2306.13631>
- [29] S. Peng, K. Genova, C. "Jiang, A. Tagliasacchi, M. Pollefeys, and T. Funkhouser, "Openscene: 3d scene understanding with open vocabularies," in *Proceedings of the IEEE/CVF Conference on Computer Vision and Pattern Recognition (CVPR)*, June 2023, pp. 815–824.
- [30] J. Guo, X. Ma, Y. Fan, H. Liu, and Q. Li, "Semantic gaussians: Open-vocabulary scene understanding with 3d gaussian splatting," 2024. [Online]. Available: <https://arxiv.org/abs/2403.15624>
- [31] J. Wang, J. Fang, X. Zhang, L. Xie, and Q. Tian, "Gaussianeditor: Editing 3d gaussians delicately with text instructions," in *Proceedings of the IEEE/CVF Conference on Computer Vision and Pattern Recognition (CVPR)*, June 2024, pp. 20902–20911.
- [32] S. Gao, Z. Lin, X. Xie, P. Zhou, M.-M. Cheng, and S. Yan, "Editanything: Empowering unparalleled flexibility in image editing and generation," in *Proceedings of the 31st ACM International Conference on Multimedia*, ser. MM '23. New York, NY, USA: Association for Computing Machinery, 2023, p. 9414–9416. [Online]. Available: <https://doi.org/10.1145/3581783.3612680>
- [33] J.-C. Shi, M. Wang, H.-B. Duan, and S.-H. Guan, "Language embedded 3d gaussians for open-vocabulary scene understanding," in *Proceedings of the IEEE/CVF Conference on Computer Vision and Pattern Recognition*, 2024, pp. 5333–5343.
- [34] J. Kerr, C. M. Kim, K. Goldberg, A. Kanazawa, and M. Tancik, "Lerf: Language embedded radiance fields," in *Proceedings of the IEEE/CVF International Conference on Computer Vision*, 2023, pp. 19729–19739.
- [35] S. Zhou, H. Chang, S. Jiang, Z. Fan, Z. Zhu, D. Xu, P. Chari, S. You, Z. Wang, and A. Kadambi, "Feature 3dgs: Supercharging 3d gaussian splatting to enable distilled feature fields," in *Proceedings of the IEEE/CVF Conference on Computer Vision and Pattern Recognition*, 2024, pp. 21676–21685.
- [36] M. C. Silva, M. Dahaghin, M. Toso, and A. D. Bue, "Contrastive gaussian clustering: Weakly supervised 3d scene segmentation," 2024. [Online]. Available: <https://arxiv.org/abs/2404.12784>
- [37] M. Ye, M. Danelljan, F. Yu, and L. Ke, "Gaussian grouping: Segment and edit anything in 3d scenes," 2024. [Online]. Available: <https://arxiv.org/abs/2312.00732>
- [38] X. Yang and X. Gong, "Tuning-free universally-supervised semantic segmentation," 2024. [Online]. Available: <https://arxiv.org/abs/2405.14294>
- [39] F. Liang, B. Wu, X. Dai, K. Li, Y. Zhao, H. Zhang, P. Zhang, P. Vajda, and D. Marculescu, "Open-vocabulary semantic segmentation with mask-adapted clip," in *Proceedings of the IEEE/CVF Conference on Computer Vision and Pattern Recognition (CVPR)*, June 2023, pp. 7061–7070.
- [40] S. Shin, K. Zhou, M. Vankadari, A. Markham, and N. Trigoni, "Spherical mask: Coarse-to-fine 3d point cloud instance segmentation with spherical representation," in *Proceedings of the IEEE/CVF Conference on Computer Vision and Pattern Recognition (CVPR)*, June 2024, pp. 4060–4069.
- [41] S. Cao, J. Gu, J. Kuen, H. Tan, R. Zhang, H. Zhao, A. Nenkova, L.-Y. Gui, T. Sun, and Y.-X. Wang, "Sohes: Self-supervised open-world hierarchical entity segmentation," 2024. [Online]. Available: <https://arxiv.org/abs/2404.12386>
- [42] Z. Chen, A. Tagliasacchi, and H. Zhang, "Bsp-net: Generating compact meshes via binary space partitioning," in *Proceedings of the IEEE/CVF Conference on Computer Vision and Pattern Recognition (CVPR)*, June 2020.
- [43] S. Chen, J. Fang, Q. Zhang, W. Liu, and X. Wang, "Hierarchical aggregation for 3d instance segmentation," in *Proceedings of the IEEE/CVF International Conference on Computer Vision (ICCV)*, October 2021, pp. 15467–15476.
- [44] Z. Qiu, J. Liu, Y. Chen, and I. King, "Hihpq: Hierarchical hyperbolic product quantization for unsupervised image retrieval," *Proceedings of the AAAI Conference on Artificial Intelligence*, vol. 38, no. 5, pp. 4614–4622, Mar. 2024. [Online]. Available: <https://ojs.aaai.org/index.php/AAAI/article/view/28261>
- [45] X. Wang, S. Li, K. Kallidromitis, Y. Kato, K. Kozuka, and T. Darrell, "Hierarchical open-vocabulary universal image segmentation," in *Advances in Neural Information Processing Systems*, A. Oh, T. Naumann, A. Globerson, K. Saenko, M. Hardt, and S. Levine, Eds., vol. 36. Curran Associates, Inc., 2023, pp. 21429–21453. [Online]. Available: [https://proceedings.neurips.cc/paper\\_files/paper/2023/file/43663f64775ae439ec52b64305d219d3-Paper-Conference.pdf](https://proceedings.neurips.cc/paper_files/paper/2023/file/43663f64775ae439ec52b64305d219d3-Paper-Conference.pdf)
- [46] Z. Xu, B. Yuan, S. Zhao, Q. Zhang, and X. Gao, "Hierarchical point-based active learning for semi-supervised point cloud semantic segmentation," in *Proceedings of the IEEE/CVF International Conference on Computer Vision (ICCV)*, October 2023, pp. 18098–18108.
- [47] X. Kang, L. Chu, J. Li, X. Chen, and Y. Lu, "Hierarchical intra-modal correlation learning for label-free 3d semantic segmentation," in *Proceedings of the IEEE/CVF Conference on Computer Vision and Pattern Recognition (CVPR)*, June 2024, pp. 28244–28253.
- [48] K. Mo, S. Zhu, A. X. Chang, L. Yi, S. Tripathi, L. J. Guibas, and H. Su, "Partnet: A large-scale benchmark for fine-grained and hierarchical part-level 3d object understanding," in *Proceedings of the IEEE/CVF Conference on Computer Vision and Pattern Recognition (CVPR)*, June 2019.
- [49] C. M. Kim, M. Wu, J. Kerr, K. Goldberg, M. Tancik, and A. Kanazawa, "Garfield: Group anything with radiance fields," in *Proceedings of the IEEE/CVF Conference on Computer Vision and Pattern Recognition (CVPR)*, June 2024, pp. 21530–21539.
- [50] Z. Xu, B. Yuan, S. Zhao, Q. Zhang, and X. Gao, "Hierarchical point-based active learning for semi-supervised point cloud semantic segmentation," in *Proceedings of the IEEE/CVF International Conference on Computer Vision (ICCV)*, October 2023, pp. 18098–18108.
- [51] M. Zhong, X. Chen, X. Chen, G. Zeng, and Y. Wang, "Maskgroup: Hierarchical point grouping and masking for 3d instance segmentation," in *2022 IEEE International Conference on Multimedia and Expo (ICME)*, 2022, pp. 1–6.
- [52] H. He, C. Stearns, A. W. Harley, and L. J. Guibas, "View-consistent hierarchical 3d segmentation using ultrametric feature fields," 2024. [Online]. Available: <https://arxiv.org/abs/2405.19678>
- [53] J. Yan, L. Luo, C. Deng, and H. Huang, "Unsupervised hyperbolic metric learning," in *Proceedings of the IEEE/CVF Conference on Computer Vision and Pattern Recognition (CVPR)*, June 2021, pp. 12465–12474.
- [54] B. Li, K. Q. Weinberger, S. Belongie, V. Koltun, and R. Ranftl, "Language-driven semantic segmentation," 2022. [Online]. Available: <https://arxiv.org/abs/2201.03546>
- [55] X. Miao, H. Duan, Y. Bai, T. Shah, J. Song, Y. Long, R. Ranjan, and L. Shao, "Laser: Efficient language-guided segmentation in neural radiance fields," *arXiv preprint arXiv:2501.19084*, 2025.
- [56] L. Szilagy, F. Engelmann, and J. Bohg, "Slag: Scalable language-augmented gaussian splatting," *IEEE Robotics and Automation Letters*, 2025.
- [57] H. Lee, Y. Yun, J. Bae, S. Kim, and Y. Uh, "Rethinking open-vocabulary segmentation of radiance fields in 3d space," 2025. [Online]. Available: <https://arxiv.org/abs/2408.07416>
- [58] S. Liang, S. Wang, K. Li, M. Niemeyer, S. Gasperini, N. Navab, and F. Tombari, "Supergseg: Open-vocabulary 3d segmentation with structured super-gaussians," *arXiv preprint arXiv:2412.10231*, 2024.
- [59] J. Guo, X. Ma, Y. Fan, H. Liu, and Q. Li, "Semantic gaussians: Open-vocabulary scene understanding with 3d gaussian splatting," *arXiv preprint arXiv:2403.15624*, 2024.
- [60] Y. Ji, H. Zhu, J. Tang, W. Liu, Z. Zhang, X. Tan, and Y. Xie, "Fastlgs: Speeding up language embedded gaussians with feature grid mapping," in *Proceedings of the AAAI Conference on Artificial Intelligence*, vol. 39, no. 4, 2025, pp. 3922–3930.
- [61] W. Zhang, L. Zhang, P. Hu, L. Ma, Y. Zhuge, and H. Lu, "Bootstrapping clustering of gaussians for view-consistent 3d scene understanding," in *Proceedings of the AAAI Conference on Artificial Intelligence*, vol. 39, no. 10, 2025, pp. 10166–10175.
- [62] J. Xu, S. Liu, A. Vahdat, W. Byeon, X. Wang, and S. De Mello, "Open-vocabulary panoptic segmentation with text-to-image diffusion models," in *Proceedings of the IEEE/CVF Conference on Computer Vision and Pattern Recognition (CVPR)*, June 2023, pp. 2955–2966.
- [63] S. Kobayashi, E. Matsumoto, and V. Sitzmann, "Decomposing nerf for editing via feature field distillation," *Advances in Neural Information Processing Systems*, vol. 35, pp. 23311–23330, 2022.
- [64] X. Zuo, P. Samangouei, Y. Zhou, Y. Di, and M. Li, "Fmgs: Foundation model embedded 3d gaussian splatting for holistic 3d scene understanding," *International Journal of Computer Vision*, vol. 133, no. 2, pp. 611–627, 2025.
- [65] J. Straub, T. Whelan, L. Ma, Y. Chen, E. Wijmans, S. Green, J. J. Engel, R. Mur-Artal, C. Ren, S. Verma *et al.*, "The replica dataset: A digital replica of indoor spaces," *arXiv preprint arXiv:1906.05797*, 2019.
- [66] A. Dai, A. X. Chang, M. Savva, M. Halber, T. Funkhouser, and M. Nießner, "ScanNet: Richly-annotated 3d reconstructions of indoor

- scenes,” in *Proceedings of the IEEE conference on computer vision and pattern recognition*, 2017, pp. 5828–5839.
- [67] D. Rozenberszki, O. Litany, and A. Dai, “Language-grounded indoor 3d semantic segmentation in the wild,” in *European Conference on Computer Vision*. Springer, 2022, pp. 125–141.
  - [68] K. Jun-Seong, G. Kim, K. Yu-Ji, Y.-C. F. Wang, J. Choe, and T.-H. Oh, “Dr. splat: Directly referring 3d gaussian splatting via direct language embedding registration,” *arXiv preprint arXiv:2502.16652*, 2025.
  - [69] P. Sun, H. Kretzschmar, X. Dotiwalla, A. Chouard, V. Patnaik, P. Tsui, J. Guo, Y. Zhou, Y. Chai, B. Caine *et al.*, “Scalability in perception for autonomous driving: Waymo open dataset,” in *Proceedings of the IEEE/CVF conference on computer vision and pattern recognition*, 2020, pp. 2446–2454.
  - [70] C. Schuhmann, R. Vencu, R. Beaumont, R. Kaczmarczyk, C. Mullis, A. Katta, T. Coombes, J. Jitsev, and A. Komatsuzaki, “Laion-400m: Open dataset of clip-filtered 400 million image-text pairs,” 2021. [Online]. Available: <https://arxiv.org/abs/2111.02114>