

EXACT: A Video-Language Benchmark for Expert Action Analysis

Han Yi Yulu Pan Feihong He Xinyu Liu Benjamin Zhang
Oluwatumininu Oguntola Gedas Bertasius

University of North Carolina at Chapel Hill

{hanyi, yulupan, gedas}@cs.unc.edu, {feihonhe, xinyu1, zhangben, oguntola}@unc.edu

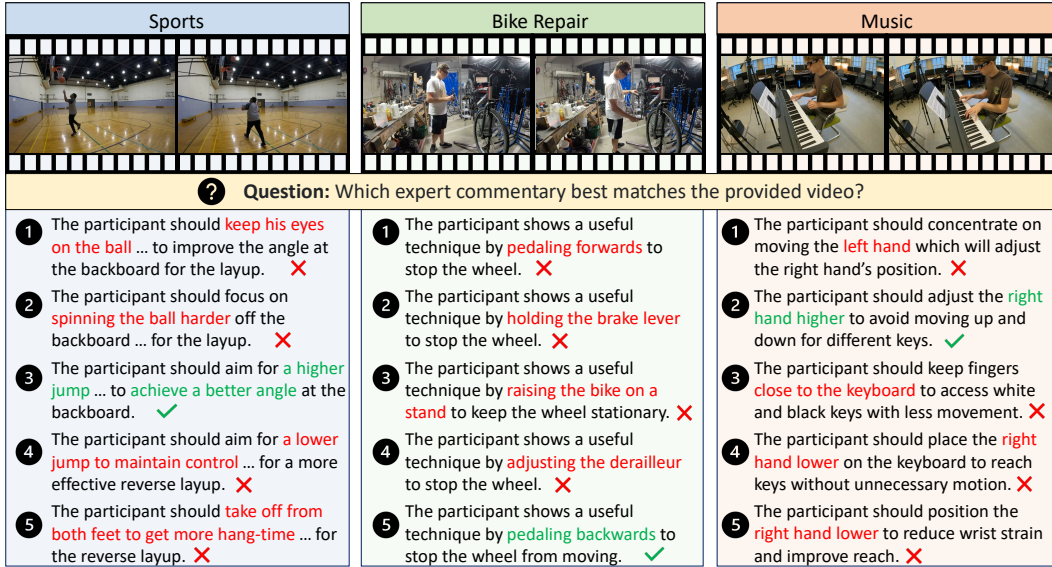


Figure 1: An illustration of several multiple-choice question samples from our expert action analysis benchmark, EXACT. Here, we visualize samples from three domains of skilled activities (i.e., basketball, bike repair, and piano). The correct answers have a green checkmark next to them and were obtained using domain-expert/coach annotations. The phrases in green (correct) and red (incorrect) emphasize the subtle yet critical differences between ground-truth expert descriptions and incorrect candidate answers.

Abstract

We present EXACT, a new video-language benchmark for expert-level understanding of skilled physical human activities. Our new benchmark contains 3,521 expert-curated video question-answer pairs spanning 11 physical activities in 6 domains: Sports, Bike Repair, Cooking, Health, Music, and Dance. EXACT requires the correct answer to be selected from five carefully designed candidate options, thus necessitating a nuanced, fine-grained, expert-level understanding of physical human skills. Evaluating the recent state-of-the-art VLMs on EXACT reveals a substantial performance gap relative to human expert performance. Specifically, the best-performing GPT-4o model achieves only 44.70% accuracy, well below the 82.02% attained by trained human specialists/experts. We believe that EXACT will be beneficial for developing and evaluating VLMs capable of precise understanding of human skills in various physical and procedural domains. Dataset and code are available at https://texaser.github.io/exact_project_page/.

1 Introduction

Today, learning and perfecting a new physical skill requires a significant amount of time, practice, and often guidance from an expert coach/professional in that domain. Unfortunately, personalized coaching remains inaccessible to the majority due to prohibitively expensive costs and a lack of expert availability. Recent advances in AI have sparked interest in developing virtual AI assistants/coaches, particularly in the text domain [35, 2, 11]. However, text-based large language models (e.g., ChatGPT) are insufficient for learning new *physical skills* as standard LLMs typically lack a nuanced understanding of physical human activities/skills. In contrast, rapidly improving vision-language models (VLMs) could serve as valuable tools for various physical skill learning applications. In particular, by recording a video of a skill demonstration and feeding it to a VLM, people could receive detailed, actionable feedback similar to that of expert human coaches.

Although recent progress has enabled modern VLMs to achieve impressive general image/video recognition capabilities [20, 46, 29, 3, 27, 9], existing studies reveal that such VLMs still struggle to understand fine-grained human activities [6, 36], particularly activities that require expert-level knowledge [5, 19, 26]. This is primarily due to the inadequate underlying visual representations that 1) do not capture expert-level knowledge needed to generate feedback for physical skill learning, and 2) the inability to recognize subtle details in skilled human actions.

In addition to the limitations of existing VLMs, there is a notable lack of evaluation benchmarks tailored for expert-level understanding of skilled human activities. As shown in Table 1, most existing datasets focus on coarse activity recognition [8, 33, 45, 21, 34, 43, 51], which typically only require scene-level recognition rather than fine-grained understanding. While several fine-grained video recognition datasets exist [15, 42, 25, 6], the majority of them are aimed at generic (e.g., putting something into something) rather than expert-level action understanding of skilled human activities (e.g., keeping balance during a dance spin, playing the correct rhythm in a piano piece). Beyond action recognition, a number of video-based skill assessment benchmarks have been recently developed [1, 12, 50, 4, 36, 13]. Most of such skill assessment datasets focus on predicting scalar/categorical performance scores to quantify execution quality. Additionally, these datasets often

Dataset	Expert-level Knowledge	Free-form Language Annotations	MCQ Evaluation
<i>Coarse Action Recognition Datasets</i>			
Kinetics-700 [8]	✗	✗	✗
HowTo100M [33]	✗	✗	✗
UCF101 [45]	✗	✗	✗
HMDB [21]	✗	✗	✗
Moments in Time [34]	✗	✗	✗
Hollywood [43]	✗	✓	✗
ActivityNet-QA [51]	✗	✗	✓
<i>Fine-grained Action Recognition Datasets</i>			
Something-SomethingV2 [15]	✗	✗	✗
FineGym [42]	✗	✗	✗
Multisports [25]	✗	✗	✗
TemporalBench [6]	✗	✓	✓
<i>Video-Based Skill Assessment Datasets</i>			
JIGSAWS [1]	✓	✗	✗
Best [12]	✓	✗	✗
FineDiving [50]	✓	✗	✗
FP-Basket [4]	✓	✗	✗
BASKET [36]	✓	✗	✗
Aifit [13]	✓	✓	✗
<i>Skilled Activity Video-Language Datasets</i>			
VidDiffBench [5]	✓	✓	✗
EgoExo-Fitness [26]	✓	✓	✗
EgoExoLearn [19]	✓	✓	✗
Ego-Exo4D [16]	✓	✓	✗
ExACT (Ours)	✓	✓	✓

Table 1: Compared to previous action recognition and skill assessment datasets, our proposed ExACT benchmark uniquely combines expert-level, free-form language annotations and a multiple-choice question (MCQ) evaluation format, making it an excellent resource for evaluating modern video-language models at expert-level understanding of skilled human activities.

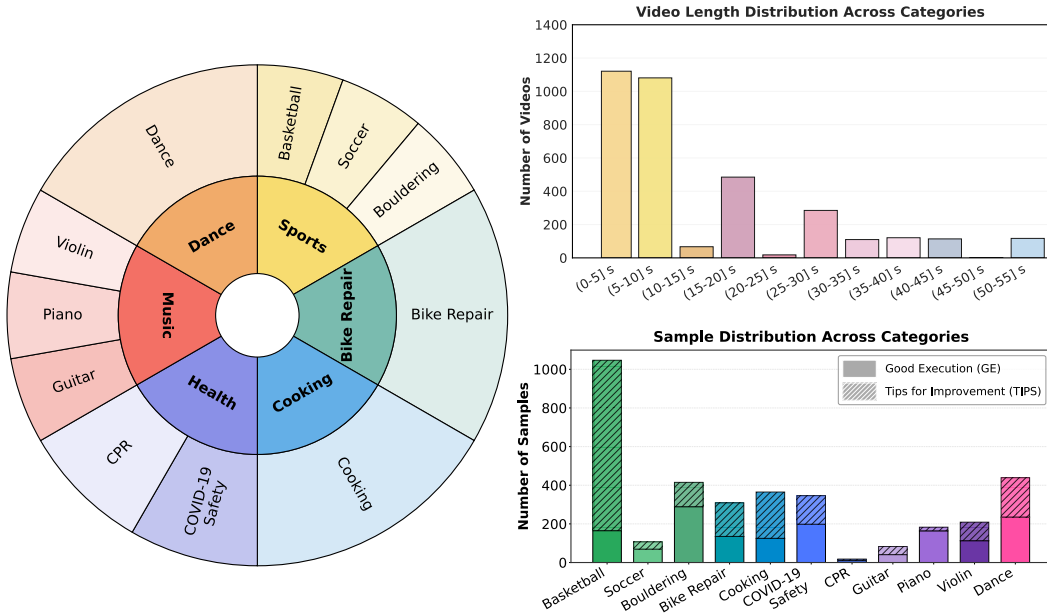


Figure 2: **Left:** Our proposed EXACT benchmark contains 11 skilled activity types spanning 6 broader physical domains: Sports, Music, Dance, Health, Cooking, and Bike Repair. **Top Right:** Distribution of video lengths across the dataset, showing that most clips fall within the 0–10 second range. **Bottom Right:** Sample distribution per activity, categorized by the expert feedback type: Good Execution (GE) and Tips for Improvement (TIPS).

lack open-ended language annotations, which can provide a rich and intuitive medium to convey skill-specific feedback [5]. Finally, a few recent skilled activity video-language datasets [5, 26, 19, 16] use experts to obtain free-form language descriptions akin to verbal coach feedback but do not provide rigorous evaluation benchmarks or tasks, making it difficult to assess how well modern video models can understand nuanced physical human skills.

To address these issues, we introduce EXACT, a video-language benchmark consisting of 3,521 video–question–answer (VQA) pairs designed to evaluate expert-level understanding of skilled physical human actions (sample questions shown in Figure 1). EXACT covers 11 activities across 6 diverse physical domains: Sports (Basketball, Soccer, Bouldering), Bike Repair, Cooking, Health (COVID-19 Safety, CPR), Music (Guitar, Piano, Violin), and Dance, as shown in Figure 2. To construct EXACT, we build on the fine-grained expert commentaries derived from the Ego-Exo4D dataset [16]. The original Ego-Exo4D expert commentaries have several crucial limitations: 1) the original expert commentaries are unstructured and lengthy, 2) they contain automatic speech recognition (ASR) errors, and 3) include redundant or irrelevant content that is not directly tied to the observed actions. Furthermore, evaluating the quality of open-ended captions/descriptions in the original form of Ego-Exo4D expert commentaries is inherently difficult using standard language metrics such as CIDEr [47], BLEU [37], or ROUGE [28], which do not accurately reflect the correctness or relevance of the instructional feedback in the context of skilled physical activities. To address these challenges, we first apply a structured annotation pipeline that rewrites the original commentaries into concise, self-contained feedback commentaries. Then, our proposed EXACT benchmark evaluates expert action understanding as a multiple-choice question-answering task, which uses a well-defined metric of question-answering accuracy.

We conduct extensive empirical evaluation on several state-of-the-art VLMs, including GPT-4o [20], Gemini 1.5 Pro [46], LLaVA-Video [55], LLaVA-OneVision [22], Qwen2.5-VL [3], VideoL-LaMA [53], InternVL2.5 [9], and PerceptionLM [10] on our new EXACT benchmark. Our results reveal that most modern VLMs achieve poor results on EXACT. In particular, GPT-4o, the best-performing model in our experiments, achieves only 44.70% accuracy. In comparison, we observed that non-expert humans can achieve around 61.86% accuracy, while domain experts achieve 82.02% accuracy. This substantial gap highlights the limitations of current VLMs in expert-level understanding of physical human skills. We hope that EXACT will serve as a rigorous evaluation benchmark for measuring expert-level understanding of skilled human actions, thus laying the foundation for AI systems that support enhanced human skill learning.

2 Related Work

Vision-Language Models (VLMs). Recent advances in Vision-Language Models (VLMs) have demonstrated impressive capabilities in understanding visual content. Models such as GPT-4o [20], Gemini 1.5 [46], LLaVA-OneVision [22], Qwen2.5-VL [3], VideoLLaMA [53], and InternVL2.5 [9] have achieved strong performance in tasks such as action recognition, video captioning, and visual question answering. Although these models show remarkable generalization, their outputs are often limited to high-level descriptions of the image/video content, rather than a detailed, fine-grained understanding of physical human actions and skills. More recent video-centric variants, such as LLaVA-Video [55] and VideoLLaMA [53], attempt to extend static image capabilities to temporal inputs. However, these models still struggle to understand the fine-grained nuances of complex physical human activities, which are essential for human skill understanding. Specifically, most existing VLMs cannot assess how well a task is performed, nor articulate the strengths of the execution and the areas requiring improvement. To address this gap, our proposed EXACT provides a rigorous benchmark to evaluate expert-level understanding of physical human skills.

Multimodal and VQA Benchmarks. Diverse multimodal benchmarks have emerged to evaluate VLM performance, particularly in the video domain. ActivityNet-QA [51] assesses the temporal reasoning of activities within longer videos via question-answering. NExT-QA [49] focuses on compositional temporal reasoning. STAR [48] emphasizes situated reasoning. Benchmarks such as PerceptionTest [41] probe the perceptual abilities of VLMs in various modalities. TemporalBench [6] targets fine-grained temporal understanding. MV-Bench [24] assesses temporal comprehension across 20 challenging tasks. EgoSchema [31] focuses on egocentric human actions. MMWorld [17] aims to evaluate embodied agents in simulated environments. MLVU [57], Video-MMMU [18], MMVU [56], Video-MMLU [44], and Video-MME [14] aim to evaluate modern MLLMs for complex video question answering tasks. Finally, SEED-Bench [23] and MMBench [30] evaluate various multimodal abilities of MLLMs. However, most existing benchmarks focus on factual recall (e.g., “What color is the car?”), event-level understanding (e.g., “What action is being performed?”), or basic temporal reasoning (e.g., “What happened before this?”), and are not designed to capture the subtle nuances of skilled human actions. In contrast, our newly proposed EXACT benchmark focuses explicitly on expert-level analysis of physical human skills.

Video-based Skill Assessment Benchmarks. Several recent works have focused on developing methods to assess human skills from video. Benchmarks such as MITDive [40], UNLV-Dive [39], MTL-AQA [38], and FineDiving [50] provide temporally segmented videos with action labels or action quality scoring for diving. FP-Basket [4] and BASKET [36]) focus on basketball, while LOGO [54]) provides human judgment scores for artistic swimming. Similar efforts also exist in other sports, including figure skating [40] and golf [32]. Furthermore, datasets such as JIGSAWS [1], BEST [12], and EgoExoLearn [19] focus on scenarios beyond sports, such as surgical tasks and daily activities. Most recently, the Ego-Exo4D [16] dataset introduces large-scale egocentric and exocentric video of skilled human activities. Ego-Exo4D includes spoken expert commentaries, offering a unique expert-level supervisory signal for understanding human skills. However, these expert commentaries are typically highly unstructured, noisy due to ASR errors, and often contain irrelevant information. Moreover, Ego-Exo4D does not provide a formal evaluation benchmark/task associated with such expert commentaries. In our work, we leverage such unstructured expert commentaries and construct a rigorous, expert-validated, and easy-to-evaluate EXACT benchmark enabling evaluation of expert-level understanding of physical human actions/skills.

3 EXACT Benchmark Construction

We construct EXACT using a four-stage pipeline. In stage I, we pre-process raw expert commentaries using GPT-4o, correcting errors and segmenting them into concise, self-contained feedback commentaries. In Stage II, we construct multiple-choice QA pairs, each consisting of one correct commentary and four distractors. In Stage III, we remove low-quality or biased samples through length filtering and blind-LLMs. Finally, in Stage IV, domain experts review each QA pair to ensure visual grounding and linguistic accuracy. Our benchmark construction pipeline is illustrated in Figure 3.

3.1 Stage I: Pre-Processing Raw Expert Commentaries

The transcribed commentaries from Ego-Exo4D are often lengthy, noisy, and unstructured. They may also include automatic speech recognition (ASR) errors, redundant phrases, and off-topic remarks,

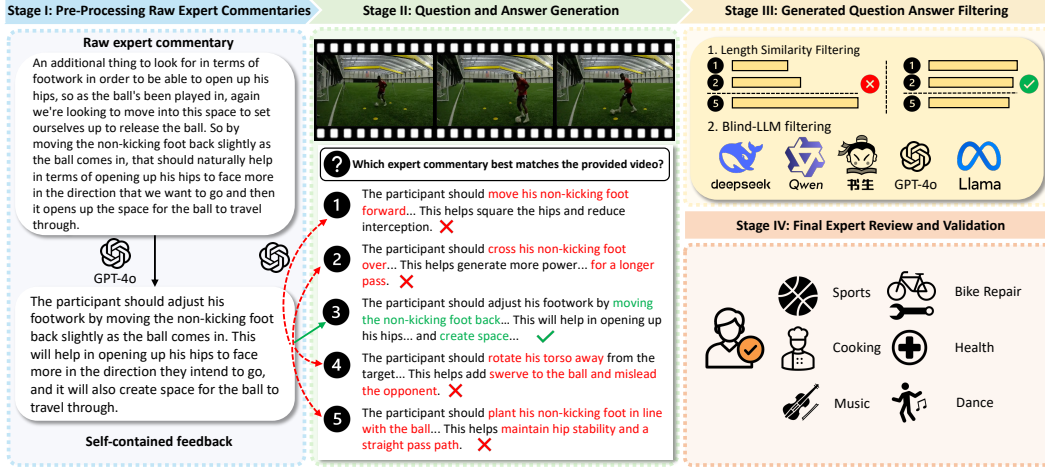


Figure 3: Overview of our benchmark construction pipeline. In stage I, we pre-process raw expert commentaries using GPT-4o, correcting errors and segmenting them into concise, self-contained feedback commentaries. In Stage II, we construct multiple-choice QA pairs, each consisting of one correct expert commentary and four carefully generated distractors. The four red arrows indicate the LLM-generated distractors, while the green arrow represents the correct expert commentary. In Stage III, we filter out low-quality or biased samples using length-based heuristics and blind-LLMs. Finally, in Stage IV, domain experts review all QA pairs to ensure visual grounding and linguistic accuracy.

as illustrated in the upper-left example of Figure 3. In the first stage of our benchmark construction pipeline, we use an LLM to refine raw expert commentaries from Ego-Exo4D into a more compact and less noisy format. Specifically, to do this, we prompt GPT-4o to 1) correct transcription mistakes, 2) remove irrelevant or repetitive content, and 3) segment the cleaned text into concise, self-contained feedback commentaries. Each commentary is then also assigned to one of the two categories: *good execution* or *tips for improvement*, reflecting the two main ways in which experts deliver their feedback, i.e., by affirming what was done well and/or suggesting what can be improved. We then use such compact and structured commentaries to construct multiple-choice question-answer pairs as described next. The complete prompt templates are provided in the supplementary material.

3.2 Stage II: Question and Answer Generation

After pre-processing raw expert commentaries in Stage I, we proceed with multiple-choice QA pair construction. Specifically, we treat the structured commentary from Stage I as a positive commentary and ask the LLM (e.g., GPT-4o) to generate four distractor commentaries that require fine-grained expert-level understanding to distinguish the correct answer from the incorrect ones. This leads to a 5-way multiple-choice QA setup. To create negative commentaries, we use the following strategies:

For expert commentaries assigned to the *good execution* category (see Subsection 3.1), we apply two strategies to generate negative commentaries:

- **Action replacement:** A key action in the original commentary is substituted with a plausible but incorrect alternative (e.g., replacing “... performs a three-point shot” with “... performs a layup”).
- **Absent-action insertion:** A new event or action is inserted that was never mentioned or shown (e.g., adding “... tightens the brake lever ...” to “... keeps the bike steady on a repair stand ...”).

For commentaries in the *tips for improvement* category, we apply four alternative strategies:

- **Action misinterpretation:** Misinterpreting the mistake in an execution. *Example:* Replacing “... elbow is too low ...” with “... grip is too tight ...”.
- **Incorrect technical reasoning:** Correctly identifying a flaw but providing an implausible or technically inaccurate explanation. *Example:* “... doesn’t bend knees ... reduces jump height” vs. “... doesn’t bend knees ... prevents ball spin” (i.e., knee movement affects jumping, not ball spin).

- **False cause–effect relationship:** Introducing a misleading causal link between the error and an unrelated factor. *Example:* “... *feet are misaligned, leading to an off-balance shot*” vs. “... *doesn’t tuck in jersey, leading to an off-balance shot*”.
- **Ineffective suggestion:** Proposing a correction to the execution that does not address the problem. *Example:* “... *doesn’t keep eyes on the ball ...*” vs. “... *should stand closer to the baseline*”.

3.3 Stage III: Generated Question Answer Filtering

After constructing initial QA samples (Subsection 3.2), we apply several additional filtering steps to ensure high-quality and unbiased samples. Prior studies [7, 52] have shown that large language models (LLMs) can often exploit subtle statistical or stylistic patterns in multiple-choice answers to correctly identify the ground-truth option without relying on visual input. Such language-driven shortcuts, often referred to as language-related bias, pose a serious threat to the integrity of robust evaluation. To mitigate such biases, we adopt two filtering strategies:

- 1) **Length similarity:** Similar to human test-takers, LLMs may exploit surface-level cues such as answer length to eliminate implausible distractors. To mitigate this bias, we enforce a length similarity constraint: each distractor must be between 80% and 120% the length of the positive (i.e., correct) expert commentary, and the absolute word count difference must not exceed 8 words. QA samples that violate this constraint are excluded from the benchmark.
- 2) **Blind-LLM filtering:** Inspired by findings from TemporalBench [6], we observe that LLMs can sometimes identify the correct answer by detecting shared linguistic patterns, particularly when distractors are lightly edited variants of the ground truth. To avoid such language-driven biases, we present each QA sample consisting solely of the five textual options without any video to a set of state-of-the-art LLMs. Each model is prompted with the question: “*Which expert commentary best matches the provided video?*” If more than 20% of the models (i.e., exceeding the random chance of selecting the correct answer in a 5-way setup) select the positive expert commentary, we consider the sample susceptible to language-only bias and remove it from the dataset.

3.4 Stage IV: Final Expert Review and Validation

In the final stage, we conduct a two-phase manual review to ensure that each QA question is clearly formulated and can be reliably answered through expert-level video analysis. Unlike the previous stages, which rely solely on textual inputs, this phase gives domain experts full access to the video alongside the five answer options. This setup allows for a comprehensive multimodal evaluation of answer correctness and distractor plausibility.

First, for each QA sample, several domain experts meticulously review the corresponding video clip and all five answer options. Their task is to select the option most consistent with the visual information presented in the video. After submitting their answer, the ground-truth label is revealed. The expert is then asked to verify three criteria: (1) whether the visual content of the video clip supports the correctness of the positive (i.e., correct) expert commentary; (2) whether any of the distractor commentaries also describe actions that are visible or valid within the video; and (3) whether all five candidate answer options are free from grammatical, logical, or instructional flaws. The sample will be removed if any of these criteria are not met. The second criterion is especially important because if a distractor candidate also describes something that appears in the video, the question becomes ill-posed due to multiple correct answers. For example, suppose that the positive expert commentary states, “*The participant plants their non-kicking foot beside the ball,*” while a distractor commentary states, “*The participant plants their foot behind the ball.*” In this case, both candidate commentaries are visually observable, which means that the expert cannot answer it using a single answer. We remove all such samples to avoid ambiguity.

This verification process is conducted by 16 experts, each assigned to one of the 11 activity categories based on their area of expertise. Each sample is reviewed by at least one qualified expert to ensure consistency and domain relevance. A screenshot of the annotation interface, along with additional implementation details, is provided in the supplementary material.

Model	Overall (%)	Results by Domain (%)					
		Sports	Bike Repair	Cooking	Health	Music	Dance
Random Choice	20.00	20.00	20.00	20.00	20.00	20.00	20.00
Human Non-Expert	61.86	62.97	55.02	66.58	71.43	59.22	59.22
Human Expert	82.02	82.09	81.23	80.27	87.09	80.21	81.55
Proprietary VLMs							
Gemini 1.5 Pro [20]	43.91	42.83	52.10	51.78	41.21	41.89	39.86
GPT-4o [20]	44.70	43.47	52.75	46.30	53.30	33.89	46.70
Open-source VLMs							
PerceptionLM-8B [10]	24.65	24.22	28.16	25.75	22.53	22.95	26.42
VideoLLaMA3-7B [53]	26.38	26.64	23.30	29.32	26.65	23.79	27.79
InternVL2.5-78B [9]	33.48	31.93	36.57	33.70	37.91	32.00	34.62
LLaVA-OneVision-72B [22]	35.44	33.65	43.04	33.42	35.44	30.53	43.51
Qwen2.5-VL-72B-Instruct [3]	35.67	35.62	37.86	33.97	36.26	32.63	38.50
LLaVA-Video-72B [55]	41.58	41.81	42.72	44.11	32.42	38.74	48.52

Table 2: EXACT evaluation results (QA accuracy) across six diverse physical domains: Sports (Basketball, Soccer, Bouldering), Bike Repair, Cooking, Health (COVID-19 safety, CPR), Music (Guitar, Piano, Violin), and Dance. None of the methods achieves over 45% accuracy, indicating a significant room for improvement for future video-language models.

4 Experimental Setup

Evaluation Metrics. We use standard question-answering accuracy as the primary evaluation metric. Our benchmark includes a total of 3,521 QA samples spanning 11 fine-grained physical skilled activities. For each activity, we compute the accuracy as the percentage of questions for which the model selects the correct answer. To summarize performance across the dataset, we report the average accuracy across all 11 activities. We additionally report per-domain accuracy (Sports, Bike Repair, Cooking, Health, Music, and Dance) to highlight domain-specific generalization.

Baseline Models. To thoroughly assess the challenges posed by EXACT, we evaluate various state-of-the-art Video-Language Models (VLMs), including proprietary models: GPT-4o [20], Gemini 1.5 Pro [46], and open-source models: LLaVA-Video [55], LLaVA-OneVision [22], Qwen2.5-VL [3], VideoLLaMA [53], InternVL2.5 [9], and PerceptionLM [10]. These models vary significantly in architecture, training corpus, and modality integration strategies, offering a broad and representative basis to evaluate expert-level feedback capabilities.

Implementation Details. All model inferences are conducted using 4 NVIDIA Tesla H100 GPUs, each with 96 GB of memory. For fairness, we adopt uniformly sampling strategy and extract 32 frames per video clip for all models. Each frame is extracted at a resolution of 796×448 and then resized internally according to the input resolution requirements of each model. Unless otherwise specified, we use the same prompt template and follow the official inference code provided by each model. We also ablate on several key hyperparameters in Subsection 5.4. Additional implementation details, including full prompt formulations, are provided in the supplementary material.

5 Experimental Results

5.1 Main Results

In Table 2, we report the performance of several state-of-the-art video-language models (VLMs) on our EXACT benchmark. Overall, all models perform poorly, with none exceeding 45% accuracy compared with 20% random-choice baseline. Among the evaluated models, GPT-4o achieves the highest overall accuracy at 44.70%, followed closely by Gemini 1.5 Pro at 43.91%. These two proprietary models outperform all others across all six domains. Notably, they achieve over 50% accuracy in the domains of Bike Repair, Cooking, and Health. These domains tend to rely more heavily on procedural knowledge, such as understanding sequences of actions and planning the next steps. In contrast, domains like Sports, Music, and Dance involve highly specialized, fine-grained physical movements that require detailed visual perception and precise temporal understanding.

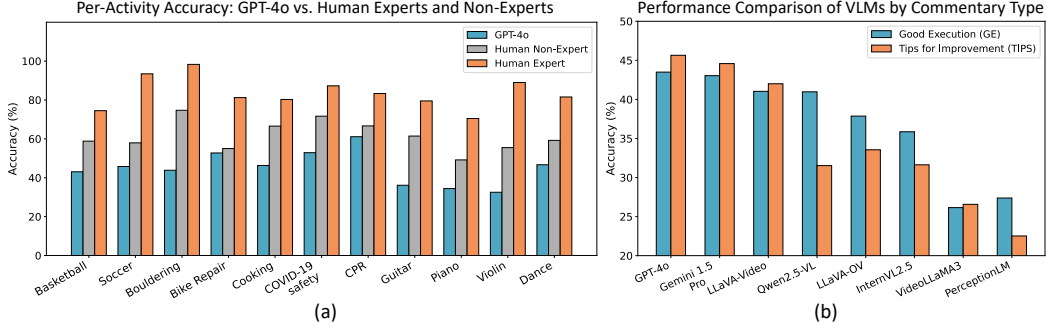


Figure 4: (a) Accuracy of the best-performing model (GPT-4o) compared to human experts and non-experts across domains. While GPT-4o achieves the highest accuracy among VLMs, it still falls short of human performance: experts consistently achieve over 80% accuracy in most domains, with soccer and bouldering reaching up to 95%. (b) Performance of VLMs on Good Execution (GE) and Tips for Improvement (TIPS) commentary categories. Models such as PerceptionLM, InternVL2.5, LLaVA-OneVision, and Qwen2.5-VL perform better on GE, while proprietary models like GPT-4o and Gemini 1.5 Pro show stronger performance on TIPS.

We also observe that proprietary models (e.g., GPT-4o and Gemini) consistently outperform the best-performing open-source alternatives. This performance gap highlights the limitations of current public models in capturing the fine-grained, domain-specific reasoning required for expert-level skill understanding. Additionally, model size appears to be a significant factor in fine-grained video comprehension. Smaller models such as PerceptionLM-8B [10] and VideoLLaMA3-7B [53] achieve only 24.65% and 26.38% accuracy respectively—barely above random chance. In comparison, larger open-source models reach at least 33% accuracy, suggesting that scale contributes to more effective representation and complex activity analysis.

5.2 Human Performance Analysis

To quantify the gap between human and model performance, we conduct a human evaluation involving two groups: **experts**, comprising trained coaches and professionals with significant domain expertise (i.e., > 10 years), and **non-experts**, individuals without professional expertise in a given domain. As shown in Figure 4 (a), experts achieve consistently high accuracy—often exceeding 80% across most domains, with soccer and bouldering reaching around 95%. Additionally, we observe that while non-experts perform considerably worse (60-70% accuracy), they still significantly surpass the best-performing VLM model (i.e., GPT-4o). These results highlight a substantial gap between human and VLM capabilities, emphasizing the challenges of EXACT and the limitations of current VLMs.

5.3 Performance by Expert Commentary Type

Figure 4 (b) shows the performance of various VLMs across two expert commentary categories: Good Execution (GE) and Tips for Improvement (TIPS). Models such as PerceptionLM [10], InternVL2.5 [9], LLaVA-OneVision [22], and Qwen2.5-VL [3] perform better on GE samples. However, they struggle with questions from the TIPS category, which require identifying subtle mistakes in skilled activity executions. In contrast, stronger models such as GPT-4o [20] and Gemini 1.5 Pro [46] perform better on questions from the TIPS category, indicating a greater capacity for expert-level understanding of errors/mistakes in physical human activities.

5.4 Ablation Studies

In Table 3, we conduct ablation studies on three key design choices: (a) number of input frames, (b) impact of LLM size, (c) different prompt strategies. For (a)–(c), we use LLaVA-Video [55], the strongest-performing open-source baseline. Additionally, we ablate the effect of spatial video resolution using Qwen2.5-VL, which supports native-resolution inputs.

Num. Frames	Acc. (%)	Model Size	Acc. (%)	Prompting	Acc. (%)
8	39.22	7B	27.07	w/o Time Instruct.	40.04
16	39.24	72B	41.58	w/ Time Instruct.	41.58
32	41.58				
64	39.73				

(a) **Number of Frames:** Using 32 input video frames leads to the best accuracy. (b) **Impact of LLM size:** Using larger LLMs leads to significantly better performance. (c) **Prompting strategies:** Incorporating time instruction (Time Instruct.) into the prompt improves accuracy.

Table 3: Ablation study on different design choices: number of input frames, impact of LLM size, different prompt strategies.

Number of Input Frames. Table 3a shows the effect of varying the number of input frames using a uniform sampling strategy. We observe a consistent improvement in performance as the number of frames increases, with the model achieving the highest accuracy at 32 frames. This suggests that incorporating more temporal context enhances the model’s ability to understand skilled human actions. We also observe that increasing the number of frames beyond 32 does not yield further gains, which may be because most VLMs are not optimized to process longer video sequences effectively.

Impact of LLM Size. In Table 3b, we use the same model architecture while varying the size of LLM in LLaVA-Video: 7B and 72B. As the size of LLM parameters increases, we observe a consistent improvement in accuracy. This trend highlights the critical role of the language model for capturing fine-grained video-language cues necessary for human skill analysis.

Prompting Strategies. In Table 3c, we analyze the impact of different prompting strategies on model performance. We first evaluate the role of including time instructions (*e.g.* “The video is {video_time}s long, and {len(frames)} uniformly sampled frames occur at {frame_time}.” in the prompt. Removing the time instruction leads to a performance degradation of 1.54%, indicating that the understanding of time plays a meaningful role in the model’s analysis of human skill.

Spatial Video Resolution. We investigate how different spatial input resolutions affect the performance of Qwen2.5-VL by evaluating three settings: the original resolution of 796×448 (35.67% accuracy), a $1.5 \times$ downsampled version at 531×299 (37.40% accuracy), and a $2 \times$ downsampled version at 398×224 (35.03% accuracy). Interestingly, the model achieves the highest accuracy at the mid-level resolution of 531×299 . We hypothesize that although higher resolutions provide more visual detail, they may lead to performance degradation due to increased token length and a mismatch with the lower-resolution inputs commonly seen during pretraining.

6 Conclusion

We introduce EXACT, a new video-language benchmark designed to evaluate expert-level understanding of skilled human activities across a diverse set of physical and procedural domains. Our new benchmark uses fine-grained, expert-level, language annotations and a multiple-choice evaluation format to enable a rigorous evaluation of expert-level understanding of physical human skills. Our experiments reveal a significant gap between state-of-the-art VLMs and human experts’ performance, indicating a significant room for future improvement in video-language model design. We believe that EXACT will be pivotal in the development and evaluation of video language models capable of skilled human activity understanding.

Limitations. Although our benchmark spans multiple domains, it captures only a fraction of real-world activities. Additional tasks from underrepresented or specialized fields such as surgery or mechanical engineering may elicit different behaviors from current models and offer further insights. Moreover, certain domains (*e.g.*, COVID-related tasks) may be time-sensitive or outdated, potentially affecting the relevance of some samples. Finally, while all participants consent to data usage, the inclusion of real-world videos containing identifiable human faces raises potential privacy concerns. The ethical implications surrounding the reuse and dissemination of such visual data warrant careful consideration and responsible handling.

References

- [1] Narges Ahmidi, Lingling Tao, Shahin Sefati, Yixin Gao, Colin Lea, Benjamin Bejar Haro, Luca Zappella, Sanjeev Khudanpur, René Vidal, and Gregory D Hager. A dataset and benchmarks for segmentation and recognition of gestures in robotic surgery. *IEEE Transactions on Biomedical Engineering*, 64(9):2025–2041, 2017.
- [2] Anthropic. Claude. <https://www.anthropic.com>, 2023. Large language model.
- [3] Shuai Bai, Keqin Chen, Xuejing Liu, Jialin Wang, Wenbin Ge, Sibao Song, Kai Dang, Peng Wang, Shijie Wang, Jun Tang, et al. Qwen2. 5-vl technical report. *arXiv preprint arXiv:2502.13923*, 2025.
- [4] Gedas Bertasius, Hyun Soo Park, Stella X Yu, and Jianbo Shi. Am i a baller? basketball performance assessment from first-person videos. In *Proceedings of the IEEE international conference on computer vision*, pages 2177–2185, 2017.
- [5] James Burgess, Xiaohan Wang, Yuhui Zhang, Anita Rau, Alejandro Lozano, Lisa Dunlap, Trevor Darrell, and Serena Yeung-Levy. Video action differencing. *arXiv preprint arXiv:2503.07860*, 2025.
- [6] Mu Cai, Reuben Tan, Jianrui Zhang, Bocheng Zou, Kai Zhang, Feng Yao, Fangrui Zhu, Jing Gu, Yiwu Zhong, Yuzhang Shang, Yao Dou, Jaden Park, Jianfeng Gao, Yong Jae Lee, and Jianwei Yang. Temporalbench: Towards fine-grained temporal understanding for multimodal video models. *arXiv preprint arXiv:2410.10818*, 2024.
- [7] Mu Cai, Jianwei Yang, Jianfeng Gao, and Yong Jae Lee. Matryoshka multimodal models. In *Workshop on Video-Language Models@ NeurIPS 2024*, 2024.
- [8] Joao Carreira, Eric Noland, Chloe Hillier, and Andrew Zisserman. A short note on the kinetics-700 human action dataset. *arXiv preprint arXiv:1907.06987*, 2019.
- [9] Zhe Chen, Jiannan Wu, Wenhai Wang, Weijie Su, Guo Chen, Sen Xing, Muyan Zhong, Qinglong Zhang, Xizhou Zhu, Lewei Lu, et al. Internvl: Scaling up vision foundation models and aligning for generic visual-linguistic tasks. In *Proceedings of the IEEE/CVF conference on computer vision and pattern recognition*, pages 24185–24198, 2024.
- [10] Jang Hyun Cho, Andrea Madotto, Effrosyni Mavroudi, Triantafyllos Afouras, Tushar Nagarajan, Muhammad Maaz, Yale Song, Tengyu Ma, Shuming Hu, Suyog Jain, et al. Perceptionlm: Open-access data and models for detailed visual understanding. *arXiv preprint arXiv:2504.13180*, 2025.
- [11] Google DeepMind. Gemini. <https://deepmind.google/technologies/gemini/>, 2024. Large language model.
- [12] Hazel Doughty, Walterio Mayol-Cuevas, and Dima Damen. The pros and cons: Rank-aware temporal attention for skill determination in long videos. In *Proceedings of the IEEE/CVF Conference on Computer Vision and Pattern Recognition (CVPR)*, June 2019.
- [13] Mihai Fieraru, Mihai Zanfir, Silviu Cristian Pirlea, Vlad Olaru, and Cristian Sminchisescu. Aifit: Automatic 3d human-interpretable feedback models for fitness training. In *Proceedings of the IEEE/CVF conference on computer vision and pattern recognition*, pages 9919–9928, 2021.
- [14] Chaoyou Fu, Yuhan Dai, Yondong Luo, Lei Li, Shuhuai Ren, Renrui Zhang, Zihan Wang, Chenyu Zhou, Yunhang Shen, Mengdan Zhang, et al. Video-mme: The first-ever comprehensive evaluation benchmark of multi-modal llms in video analysis. *arXiv preprint arXiv:2405.21075*, 2024.
- [15] Raghav Goyal, Samira Ebrahimi Kahou, Vincent Michalski, Joanna Materzynska, Susanne Westphal, Heuna Kim, Valentin Haenel, Ingo Fruend, Peter Yianilos, Moritz Mueller-Freitag, et al. The "something something" video database for learning and evaluating visual common sense. In *Proceedings of the IEEE international conference on computer vision*, pages 5842–5850, 2017.

- [16] Kristen Grauman, Andrew Westbury, Lorenzo Torresani, Kris Kitani, Jitendra Malik, Triantafyllos Afouras, Kumar Ashutosh, Vijay Baiyya, Siddhant Bansal, Bikram Boote, et al. Ego-exo4d: Understanding skilled human activity from first-and third-person perspectives. In *Proceedings of the IEEE/CVF Conference on Computer Vision and Pattern Recognition*, pages 19383–19400, 2024.
- [17] Xuehai He, Weixi Feng, Kaizhi Zheng, Yujie Lu, Wanrong Zhu, Jiachen Li, Yue Fan, Jianfeng Wang, Linjie Li, Zhengyuan Yang, et al. Mmworld: Towards multi-discipline multi-faceted world model evaluation in videos. *arXiv preprint arXiv:2406.08407*, 2024.
- [18] Kairui Hu, Penghao Wu, Fanyi Pu, Wang Xiao, Yuanhan Zhang, Xiang Yue, Bo Li, and Ziwei Liu. Video-mmmu: Evaluating knowledge acquisition from multi-discipline professional videos. *arXiv preprint arXiv:2501.13826*, 2025.
- [19] Yifei Huang, Guo Chen, Jilan Xu, Mingfang Zhang, Lijin Yang, Baoqi Pei, Hongjie Zhang, Lu Dong, Yali Wang, Limin Wang, et al. Egoexolearn: A dataset for bridging asynchronous ego-and exo-centric view of procedural activities in real world. In *Proceedings of the IEEE/CVF Conference on Computer Vision and Pattern Recognition*, pages 22072–22086, 2024.
- [20] Aaron Hurst, Adam Lerer, Adam P Goucher, Adam Perelman, Aditya Ramesh, Aidan Clark, AJ Ostrow, Akila Welihinda, Alan Hayes, Alec Radford, et al. Gpt-4o system card. *arXiv preprint arXiv:2410.21276*, 2024.
- [21] Hildegard Kuehne, Hueihan Jhuang, Estíbaliz Garrote, Tomaso Poggio, and Thomas Serre. Hmdb: a large video database for human motion recognition. In *2011 International conference on computer vision*, pages 2556–2563. IEEE, 2011.
- [22] Bo Li, Yuanhan Zhang, Dong Guo, Renrui Zhang, Feng Li, Hao Zhang, Kaichen Zhang, Peiyuan Zhang, Yanwei Li, Ziwei Liu, et al. Llava-onevision: Easy visual task transfer. *arXiv preprint arXiv:2408.03326*, 2024.
- [23] Bohao Li, Rui Wang, Guangzhi Wang, Yuying Ge, Yixiao Ge, and Ying Shan. Seed-bench: Benchmarking multimodal llms with generative comprehension. *arXiv preprint arXiv:2307.16125*, 2023.
- [24] Kunchang Li, Yali Wang, Yinan He, Yizhuo Li, Yi Wang, Yi Liu, Zun Wang, Jilan Xu, Guo Chen, Ping Luo, et al. Mvbench: A comprehensive multi-modal video understanding benchmark. In *Proceedings of the IEEE/CVF Conference on Computer Vision and Pattern Recognition*, pages 22195–22206, 2024.
- [25] Yixuan Li, Lei Chen, Runyu He, Zhenzhi Wang, Gangshan Wu, and Limin Wang. Multisports: A multi-person video dataset of spatio-temporally localized sports actions. In *Proceedings of the IEEE/CVF International Conference on Computer Vision*, pages 13536–13545, 2021.
- [26] Yuan-Ming Li, Wei-Jin Huang, An-Lan Wang, Ling-An Zeng, Jing-Ke Meng, and Wei-Shi Zheng. Egoexo-fitness: Towards egocentric and exocentric full-body action understanding. In *European Conference on Computer Vision*, pages 363–382. Springer, 2024.
- [27] Bin Lin, Yang Ye, Bin Zhu, Jiayi Cui, Munan Ning, Peng Jin, and Li Yuan. Video-llava: Learning united visual representation by alignment before projection. *arXiv preprint arXiv:2311.10122*, 2023.
- [28] Chin-Yew Lin. Rouge: A package for automatic evaluation of summaries. In *Text summarization branches out*, pages 74–81, 2004.
- [29] Haotian Liu, Chunyuan Li, Qingyang Wu, and Yong Jae Lee. Visual instruction tuning. *Advances in neural information processing systems*, 36:34892–34916, 2023.
- [30] Yuan Liu, Haodong Duan, Yuanhan Zhang, Bo Li, Songyang Zhang, Wangbo Zhao, Yike Yuan, Jiaqi Wang, Conghui He, Ziwei Liu, et al. Mmbench: Is your multi-modal model an all-around player? In *European conference on computer vision*, pages 216–233. Springer, 2024.

- [31] Karttikeya Mangalam, Raiymbek Akshulakov, and Jitendra Malik. Egoschema: A diagnostic benchmark for very long-form video language understanding. *Advances in Neural Information Processing Systems*, 36:46212–46244, 2023.
- [32] William McNally, Kanav Vats, Tyler Pinto, Chris Dulhanty, John McPhee, and Alexander Wong. Golfdb: A video database for golf swing sequencing. In *Proceedings of the IEEE/CVF conference on computer vision and pattern recognition workshops*, pages 0–0, 2019.
- [33] Antoine Miech, Dimitri Zhukov, Jean-Baptiste Alayrac, Makarand Tapaswi, Ivan Laptev, and Josef Sivic. Howto100m: Learning a text-video embedding by watching hundred million narrated video clips. In *Proceedings of the IEEE/CVF international conference on computer vision*, pages 2630–2640, 2019.
- [34] Mathew Monfort, Alex Andonian, Bolei Zhou, Kandan Ramakrishnan, Sarah Adel Bargal, Tom Yan, Lisa Brown, Quanfu Fan, Dan Gutfreund, Carl Vondrick, et al. Moments in time dataset: one million videos for event understanding. *IEEE transactions on pattern analysis and machine intelligence*, 42(2):502–508, 2019.
- [35] OpenAI. Chatgpt (may 2024 version). Large language model developed by OpenAI, 2024. <https://chat.openai.com>.
- [36] Yulu Pan, Ce Zhang, and Gedas Bertasius. Basket: A large-scale video dataset for fine-grained skill estimation. *arXiv preprint arXiv:2503.20781*, 2025.
- [37] Kishore Papineni, Salim Roukos, Todd Ward, and Wei-Jing Zhu. Bleu: a method for automatic evaluation of machine translation. In *Proceedings of the 40th annual meeting of the Association for Computational Linguistics*, pages 311–318, 2002.
- [38] Paritosh Parmar and Brendan Tran Morris. What and how well you performed? a multitask learning approach to action quality assessment. In *Proceedings of the IEEE/CVF Conference on Computer Vision and Pattern Recognition*, pages 304–313, 2019.
- [39] Paritosh Parmar and Brendan Tran Morris. Learning to score olympic events. In *Proceedings of the IEEE conference on computer vision and pattern recognition workshops*, pages 20–28, 2017.
- [40] Hamed Pirsiavash, Carl Vondrick, and Antonio Torralba. Assessing the quality of actions. In *Computer Vision–ECCV 2014: 13th European Conference, Zurich, Switzerland, September 6–12, 2014, Proceedings, Part VI 13*, pages 556–571. Springer, 2014.
- [41] Viorica Pătrăucean, Lucas Smaira, Ankush Gupta, Adrià Recasens Contiente, Larisa Markeeva, Dylan Banarse, Skanda Koppula, Joseph Heyward, Mateusz Malinowski, Yi Yang, Carl Doersch, Tatiana Matejovicova, Yury Sulsky, Antoine Miech, Alex Frechette, Hanna Klimczak, Raphael Koster, Junlin Zhang, Stephanie Winkler, Yusuf Aytar, Simon Osindero, Dima Damen, Andrew Zisserman, and João Carreira. Perception test: A diagnostic benchmark for multimodal video models. In *Advances in Neural Information Processing Systems*, 2023. URL <https://openreview.net/forum?id=HYEGXFnPoq>.
- [42] Dian Shao, Yue Zhao, Bo Dai, and Dahua Lin. Finegym: A hierarchical video dataset for fine-grained action understanding. In *Proceedings of the IEEE/CVF conference on computer vision and pattern recognition*, pages 2616–2625, 2020.
- [43] Gunnar A Sigurdsson, Gül Varol, Xiaolong Wang, Ali Farhadi, Ivan Laptev, and Abhinav Gupta. Hollywood in homes: Crowdsourcing data collection for activity understanding. In *Computer Vision–ECCV 2016: 14th European Conference, Amsterdam, The Netherlands, October 11–14, 2016, Proceedings, Part I 14*, pages 510–526. Springer, 2016.
- [44] Enxin Song, Wenhao Chai, Weili Xu, Jianwen Xie, Yuxuan Liu, and Gaoang Wang. Video-mmlu: A massive multi-discipline lecture understanding benchmark. *arXiv preprint arXiv:2504.14693*, 2025.
- [45] Khurram Soomro, Amir Roshan Zamir, and Mubarak Shah. Ucf101: A dataset of 101 human actions classes from videos in the wild. *arXiv preprint arXiv:1212.0402*, 2012.

- [46] Gemini Team, Rohan Anil, Sebastian Borgeaud, Jean-Baptiste Alayrac, Jiahui Yu, Radu Soricut, Johan Schalkwyk, Andrew M Dai, Anja Hauth, Katie Millican, et al. Gemini: a family of highly capable multimodal models. *arXiv preprint arXiv:2312.11805*, 2023.
- [47] Ramakrishna Vedantam, C Lawrence Zitnick, and Devi Parikh. Cider: Consensus-based image description evaluation. In *Proceedings of the IEEE conference on computer vision and pattern recognition*, pages 4566–4575, 2015.
- [48] Bo Wu, Shoubin Yu, Zhenfang Chen, Joshua B Tenenbaum, and Chuang Gan. Star: A benchmark for situated reasoning in real-world videos. *arXiv preprint arXiv:2405.09711*, 2024.
- [49] Junbin Xiao, Xindi Shang, Angela Yao, and Tat-Seng Chua. Next-qa: Next phase of question-answering to explaining temporal actions. In *Proceedings of the IEEE/CVF conference on computer vision and pattern recognition*, pages 9777–9786, 2021.
- [50] Jinglin Xu, Yongming Rao, Xumin Yu, Guangyi Chen, Jie Zhou, and Jiwen Lu. Finediving: A fine-grained dataset for procedure-aware action quality assessment. In *Proceedings of the IEEE/CVF conference on computer vision and pattern recognition*, pages 2949–2958, 2022.
- [51] Zhou Yu, Dejing Xu, Jun Yu, Ting Yu, Zhou Zhao, Yueting Zhuang, and Dacheng Tao. Activitynet-qa: A dataset for understanding complex web videos via question answering. In *Proceedings of the AAAI Conference on Artificial Intelligence*, volume 33, pages 9127–9134, 2019.
- [52] Xiang Yue, Tianyu Zheng, Yuansheng Ni, Yubo Wang, Kai Zhang, Shengbang Tong, Yuxuan Sun, Botao Yu, Ge Zhang, Huan Sun, et al. Mmmu-pro: A more robust multi-discipline multimodal understanding benchmark. *arXiv preprint arXiv:2409.02813*, 2024.
- [53] Boqiang Zhang, Kehan Li, Zesen Cheng, Zhiqiang Hu, Yuqian Yuan, Guanzheng Chen, Sicong Leng, Yuming Jiang, Hang Zhang, Xin Li, et al. Videollama 3: Frontier multimodal foundation models for image and video understanding. *arXiv preprint arXiv:2501.13106*, 2025.
- [54] Shiyi Zhang, Wenxun Dai, Sujia Wang, Xiangwei Shen, Jiwen Lu, Jie Zhou, and Yansong Tang. Logo: A long-form video dataset for group action quality assessment. In *Proceedings of the IEEE/CVF conference on computer vision and pattern recognition*, pages 2405–2414, 2023.
- [55] Yuanhan Zhang, Jinming Wu, Wei Li, Bo Li, Zejun Ma, Ziwei Liu, and Chunyuan Li. Video instruction tuning with synthetic data. *arXiv preprint arXiv:2410.02713*, 2024.
- [56] Yilun Zhao, Lujing Xie, Haowei Zhang, Guo Gan, Yitao Long, Zhiyuan Hu, Tongyan Hu, Weiyuan Chen, Chuhan Li, Junyang Song, et al. Mmvu: Measuring expert-level multi-discipline video understanding. *arXiv preprint arXiv:2501.12380*, 2025.
- [57] Junjie Zhou, Yan Shu, Bo Zhao, Boya Wu, Shitao Xiao, Xi Yang, Yongping Xiong, Bo Zhang, Tiejun Huang, and Zheng Liu. Mlvu: A comprehensive benchmark for multi-task long video understanding. *arXiv preprint arXiv:2406.04264*, 2024.

EXACT: A Video-Language Benchmark for Expert Action Analysis

Supplementary Material

Our supplementary materials include the following sections: Section **S1**: Full Prompts for Constructing EXACT, Section **S2**: Annotation Interface Details, Section **S3**: Qualitative Results.

S1 Full Prompts for Constructing EXACT

We provide the detailed prompts used for (1) pre-processing raw expert commentaries, (2) generating negative/distractor commentaries for EXACT, and (3) formatting inputs for VLMs.

Prompt for Pre-Processing Raw Expert Commentaries. We present the prompts used for pre-processing raw expert commentaries into Good Execution and Tips for Improvement in Figure 5 and Figure 7, respectively. Corresponding examples of Good Execution and Tips for Improvement are shown in Figure 6 and Figure 8.

You are given a raw, transcribed expert commentary from a dataset describing a participant performing an {activity}. These transcriptions may contain automatic speech recognition (ASR) errors, redundant phrases, off-topic remarks, or unstructured language. Your primary goal is to identify the good executions mentioned in the commentary and express them in a clean, concise, and coherent manner. Specifically:

1. Correct any transcription or grammatical errors.
2. Remove irrelevant, repetitive, or filler content.
3. Your goal is to determine the good executions mentioned in the commentary and write them in a coherent, concise manner.
4. If there are no good executions, respond with: "The expert mentions no good executions."

Figure 5: A prompt for pre-processing raw expert commentaries from the good execution (GE) category.

Sample 1

Input

A grand great rhythm and flow as he crosses over. This is a great picture of going off the correct foot, which is his right foot, raising that left knee. He’s got his eye and head up, total great body extension. He’s got in great spatial awareness of where he is in relation to the basket and the rim. He’s not too far under, he’s not too far out.

Output

The participant has a great rhythm and flow as he crosses over. He goes off of the correct foot, raises the correct knee, and has his head and eyes up. Overall, great body extension and spatial awareness under the rim.

Sample 2

Input

So here the dancer is jumping side to side, almost like a little short gallop. Really nice leg space. I definitely would recommend bending the knees a little bit more. And then just really like, yeah, I think if we bent the knees that would just kind of bring a better level and ease for him to jump side to side. Good job with the arms swaying back and forth on that part and then good eye connection to the audience facing front.

Output

The participant demonstrates nice leg space during the jumps. Additionally, the participant nicely sways their arms and makes good eye contact with the audience.

Figure 6: Samples of converting raw expert commentaries into concise good execution (GE) commentaries.

You are given a raw, transcribed expert commentary from a dataset describing a participant performing an {activity}. These transcriptions may contain automatic speech recognition (ASR) errors, redundant phrases, off-topic remarks, or unstructured language.

Your primary goal is to identify the tips for improvement mentioned in the commentary and express them in a clean, concise, and coherent manner. Specifically:

1. Correct any transcription or grammatical errors.
2. Remove irrelevant, repetitive, or filler content.
3. Your goal is to determine the tips for improvement mentioned in the commentary and write them in a coherent, concise manner.
4. If there are no tips for improvement, respond with: "The expert mentions no tips for improvement."

Figure 7: A prompt for pre-processing raw expert commentaries from the tips for improvement (TIPS) category.

Sample 1

Input

This is another example again of the person taking too heavy of a touch and then overextending his leg to be able to wrap around the ball. So actually you see now how he's contacting the ball. Instead of kind of catching it, he's actually having to almost like, his foot placement is much higher on the center of the ball here. He's actually coming like downward with the force in this direction when he's actually contacting it, which could actually potentially make the ball jump up when he hits it.

Output

The participant should try to take a lighter touch and focus on not overextending their leg to wrap around the ball. The participant should avoid coming downward when contacting the ball because it could make the ball jump up when they hit it.

Sample 2

Input

This is a really excellent shift that the player had. If they wanted to be as expressive, they could change the weight as they're going up to come into the fingerboard a little bit more so it comes across as a more expressive slide.

Output

The participant should change the weight as they go up to come into the fingerboard so it comes across as a more expressive slide.

Figure 8: Samples of converting raw expert commentaries into concise tips for improvement (TIPS) commentaries.

Prompt for Negative Commentary Generation. Here we present the prompts used for negative/distractor commentary generation. For Good Execution (GE) commentaries, we adopt two strategies, as shown in Figure 9. For Tips for Improvement commentaries, we use four strategies, as shown in Figure 10.

You are a bouldering expert tasked with creating **wrong but plausible commentary** to train a video understanding model. You will be given high-expertise bouldering commentary, and your task is to generate **four wrong comments** based on that expert commentary. These wrong comments should be grounded in visible actions from the video and appear reasonable but must either provide an incorrect justification or directly misinterpret the actions.

Requirements:

- All comments must be grounded in observable actions from the video and avoid references to non-visual elements.
- Match the length, detail, and complexity of the expert’s original comments without obvious stylistic differences.
- The difference between correct and incorrect comments should lie in the reasoning or specific actions mentioned.
- Do not generate comments that might sometimes be true; ensure the actions are *definitely* incorrect based on expert feedback.
- Avoid using negative adjective words such as “improper,” “bad,” “not good,” or “not perfect.”
- Ensure the incorrect comments appear plausible, limiting each to 1–2 subtle errors.
- Vary the type of error across the four generated comments. Keep all comments logical and coherent.

Some techniques for creating wrong comments:

- **Action replacement:** A key action in the original commentary is substituted with a plausible but incorrect alternative.
- **Absent-action insertion:** A new event or action is inserted that was never mentioned or shown.

Output Format:

Good execution: “The participant demonstrates a good initiation of upward movement, properly preparing their legs to generate momentum upwards.”

Wrong Comments:

- **Action replacement:** “The participant demonstrates a good initiation of downward movement, correctly preparing their arms to generate momentum downwards.”
- **Action replacement:** “The participant properly prepares their arms to generate momentum sideways, effectively aiding their lateral movement along the boulder.”
- **Absent-action insertion:** “The participant demonstrates a clever strategy by swinging their body to the side before leaping to the next hold, avoiding direct upward movement.”
- **Absent-action insertion:** “The participant initiates a powerful dyno by planting both feet on the foothold and lunging directly for the top of the wall, using agility over controlled movement.”

The high-expertise comment is as follows:

Figure 9: Prompt for negative/distractor commentary generation for good execution commentaries. We use a bouldering example for illustration.

You are a cooking expert tasked with creating **wrong but plausible commentary** to train a video understanding model. You will be given high-expertise cooking commentary, and your task is to generate **four wrong comments** based on that expert commentary. These wrong comments should be grounded in visible actions from the video and appear reasonable but must either provide an incorrect justification or directly misinterpret the actions.

Requirements:

- All comments must be grounded in observable actions from the video and avoid references to non-visual elements.
- Match the length, detail, and complexity of the expert's original comments without obvious stylistic differences.
- The difference between correct and incorrect comments should lie in the reasoning or specific actions mentioned.
- Do not generate comments that might sometimes be true; ensure the actions are *definitely* incorrect based on expert feedback.
- Avoid using negative adjective words such as "improper," "bad," "not good," or "not perfect."
- Ensure the incorrect comments appear plausible, limiting each to 1–2 subtle errors.
- Vary the type of error across the four generated comments. Keep all comments logical and coherent.

Some techniques for creating wrong comments:

- **Action misinterpretation:** Misinterpreting the mistake in an execution.
- **Incorrect technical reasoning:** Correctly identifying a flaw but providing an implausible or technically inaccurate explanation.
- **False cause–effect relationship:** Introducing a misleading causal link between the error and an unrelated factor.
- **Ineffective suggestion:** Proposing a correction to the execution that does not address the problem.

Output Format:

Tips for improvement: "The participant should add herbs, spices, and tea while waiting for the mixture to come to a simmer to improve efficiency and flavor infusion."

Wrong Comments:

- **Action misinterpretation:** "The participant should wait until the mixture has finished simmering before adding herbs, spices, and tea, as this prevents any flavors from being cooked out of the ingredients."
- **Incorrect technical reasoning:** "The participant should add herbs, spices, and tea while the mixture is boiling vigorously, as the intense heat heightens the flavor of these ingredients."
- **False cause–effect relationship:** "The participant should add herbs, spices, and tea just after the mixture stops simmering, as this allows the flavors to cool simultaneously with the dish for balanced taste."
- **Ineffective suggestion:** "The participant should blend the herbs, spices, and tea into a smooth paste before adding them to the mixture after it comes to a simmer, ensuring a more uniform flavor throughout."

The high-expertise comment is as follows:

Figure 10: Prompt for negative/distractor commentary generation from tips for improvement commentaries. We use a cooking example for illustration.

VLM Prompt for Processing EXACT. Here we provide the template for the input prompt to LLaVA-Video. The prompts used for other models are very similar, only with a different video separation token. The default image token is the video separation input for LLaVA-Video. The scenario prompt briefly introduces the activity being performed by the participant (*e.g.*, “The participant is practicing basketball.”). We also include time-related instructions, such as the total video duration and the timestamps of uniformly sampled frames in the prompt to guide the VLMs. The prompt presents five candidate answer options labeled **Option 1** to **Option 5**, including one correct answer and four distractors.

```
<DEFAULT_IMAGE_TOKEN>
The video is {video_time} seconds long, and {len(frames)} uniformly sampled frames occur at
{frame_time}.
{scenario_prompt}
Below are different feedback statements about the person’s performance in this video:
Option 1. Option 2. Option 3. Option 4. Option 5.
Based on what you observe in the video, which expert commentary best matches the provided video?
Just respond with the option number (1–5) and nothing else.
```

Figure 11: An input prompt to Vision-Language models (VLMs) for processing EXACT.

S2 Annotation Interface Details

In this section, we provide more details related to the annotation interface used for annotating EXACT. We develop a user-friendly web-based platform tailored for human annotators. A total of 16 experts participated in the annotation process, each with at least ten years of experience in their respective domains. The website is built using `github.io`, with `Formspree` used to collect submission data from annotators. All annotators are compensated at a rate of \$50 per hour. The interface begins with an introduction to the project, followed by detailed annotation guidelines. It supports saving progress, allowing annotators to complete their assigned tasks over multiple sessions rather than in a single sitting. Each expert is only assigned samples within their domain of expertise. Upon completing their assigned tasks, annotators submit their responses via the form. Figure 12 and Figure 13 shows our data annotation interface.

Guidelines for Annotators. Please follow the instructions below when annotating:

1. Carefully watch the video clip.
2. Read all five options and select the one you believe is correct.
3. Click the “Confirm Selection” button to submit your answer.
4. After submitting your selection, the ground-truth answer will be revealed. Please then evaluate the sample based on the following criteria:
 - (a) Does the video clearly support the action described in the ground-truth commentary?
 - (b) Do any of the other options also appear valid based on the video?
 - (c) Are there any language issues, such as grammatical errors or illogical phrasing, in any of the options?
5. Click “Continue” to move on to the next sample.

Cooking Technique Evaluation

Please review each cooking video and select the option you believe is most accurate

ⓘ Your progress is automatically saved as you go

Instructions:

1. Watch the video clip carefully
2. Read all options and select the one you believe is correct
3. Click the "Confirm Selection" button to submit your answer
4. After your selection, the ground truth will be revealed. Please assess the sample quality by verifying:
 - Whether the video clearly shows the action described in the ground truth
 - Whether any other options (besides the ground truth) are also supported by the video
 - If there are any language issues (grammatically incorrect or illogical options)
5. Click "Continue" to proceed to the next question


Question 1 of 239

Progress saved

Figure 12: User instructions for the annotation platform interface.

Question 1 of 239 Progress saved

Phase 2: Quality Assessment



This is a participant practicing cooking, here are some expert feedbacks (good execution). Please select the option you believe is correct:

- ☐ The participant correctly uses the cut side down technique, ensuring each slice is followed by a gentle brush to remove debris.
- ☐ The participant correctly uses the tip-to-tip slicing method when cutting.
- ☐ The participant correctly uses the claw grip technique while cutting.
- ☒ The participant correctly uses the cut side down technique when cutting.
- ☐ The participant correctly uses the cut side down technique, applying salt to the edges for enhanced grip.

Ground Truth:

The participant correctly uses the cut side down technique when cutting.

Correct! You selected the most appropriate feedback option.

⌚ Step 2: Please complete the quality assessment below

How would you rate the overall quality of this sample?

- ☐ **Good quality** - The video and the ground truth match well
- ☒ **Poor quality** - There are issues with this sample

Please identify any issues with this sample (if any):

- ☐ The video does NOT clearly contain the action described in the ground truth
- ☒ One or more of the other options (not ground truth) ARE also supported by the video
- ☐ There are language issues (grammatically incorrect, illogical, or other language problems)
- ☐ Other issues

Additional Comments (Optional)

Any comments about your selection

Submit Quality Assessment

Figure 13: Two-phase manual review interface on the annotation website.

S3 Qualitative Results

In this section, we present four QA examples (Figures 14–17) that range from easy to difficult.


Sample 1 (Figure 14) represents a relatively easy example. All models, as well as both human experts and non-experts, correctly identify the correct answer.

Sample 2 (Figure 15) presents a moderately challenging sample. Only human experts and some of the best models identify the correct answer.

Sample 3 (Figure 16) presents a more difficult case. Only human experts and GPT-4o select the correct answer.

Sample 4 (Figure 17) illustrates a particularly difficult case. None of the models are able to select the correct answer. Only human experts succeed. This highlights a significant gap between current VLM capabilities and expert-level understanding, especially for tasks that require nuanced, domain-specific reasoning.

These examples collectively highlight the limitations of current VLMs in expert-level understanding of physical human skills.




? Question: Which expert commentary best matches the provided video?

- 1 The participant needs to improve on providing enough arc accuracy and rotation on their jump shot to ensure the ball reaches the midpoint between the rims. ✓
- 2 The player should work on keeping a stiffer wrist during the release to maintain stability, which will ensure the ball travels precisely to the center of the hoop.
- 3 The player should aim to add more spin to the ball to create a backspin effect, which will assist the ball in reaching the center point of the hoop.
- 4 The player should concentrate on jumping higher to increase the shot's velocity, which will make the ball accurately land in the midpoint between the rims.
- 5 The player needs to focus on reducing the arc of their jump shot to increase momentum, which will help the ball reach the midpoint between the rims.

Model response		Human	
GPT-4o: Option 1	✓	Human Expert: Option 1	✓
Gemini 1.5 Pro: Option 1	✓	Human Non-Expert: Option 1	✓
LLaVA-Video: Option 1	✓		

Figure 14: Sample 1 (Basketball): All models, as well as both human experts and non-experts, select the correct answer.




? Question: Which expert commentary best matches the provided video?

- 1 The participant lowers their shoulder to focus on playing at the tip, improving their ability to execute fast passages.
- 2 The musician prominently uses their wrist to achieve playing close to the frog, allowing better transition between dynamics.
- 3 The violinist skillfully extends their upper arm away from the body to maintain control while playing near the frog, helping in balancing the instrument.
- 4 The participant effectively uses their upper arm, bringing it closer to their body to play near the frog. ✓
- 5 The violinist utilizes finger strength to move towards the tip of the bow, ensuring a brighter sound while keeping the bow under control.

Model response		Human	
GPT-4o: Option 4	✓	Human Expert: Option 4	✓
Gemini 1.5 Pro: Option 4	✓	Human Non-Expert: Option 3	✗
LLaVA-Video: Option 3	✗		

Figure 15: Sample 2 (Violin): Some models and human experts select the correct answer.




? Question: Which expert commentary best matches the provided video?

- 1 The participant does an excellent job at drying the swab with a cloth to ensure any excess liquid is inside the tube rather than collected on the swab, which is crucial for accurate test results.
- 2 The participant does an excellent job at shaking the tube to ensure any excess liquid is inside the tube rather than collected on the swab, which is crucial for accurate test results.
- 3 The participant does an excellent job at pressing the swab to ensure any excess liquid is inside the tube rather than collected on the swab, which is crucial for accurate test results.
- 4 The participant does an excellent job at swirling the swab in the air to ensure any excess liquid is inside the tube rather than collected on the swab, which is crucial for accurate test results.
- 5 The participant does an excellent job at squeezing the tube to ensure any excess liquid is inside the tube rather than collected on the swab, which is crucial for accurate test results. ✓

Model response	Human
GPT-4o: Option 5 ✓	Human Expert: Option 5 ✓
Gemini 1.5 Pro: Option 1 ✗	Human Non-Expert: Option 1 ✗
LLaVA-Video: Option 1 ✗	

Figure 16: Sample 3 (COVID-19 Safety): Only GPT-4o and human experts select the correct answer.



? Question: Which expert commentary best matches the provided video?

- 1 The participant executes a nice jump to the side with well-bent knees while clapping her hands above her head to maintain rhythm and movement.
- 2 The participant executes a nice jump to the side with well-bent knees and performs a nice roll with her upper body to maintain rhythm and movement. ✓
- 3 The participant executes a nice jump to the side with well-bent knees and performs a smooth cartwheel to maintain rhythm and movement.
- 4 The participant executes a nice jump upwards with locked knees and performs a rigid turn with her upper body to maintain rhythm and movement.
- 5 The participant executes a nice leap to the front with well-straightened legs and performs a graceful arm sweep to maintain rhythm and movement.

Model response		Human	
GPT-4o: Option 1	✗	Human Expert: Option 2	✓
Gemini 1.5 Pro: Option 1	✗	Human Non-Expert: Option 3	✗
LLaVA-Video: Option 1	✗		

Figure 17: Sample 4 (Dance): None of the models select the correct answer. Only human experts identify the correct response.