

Emulating compact binary population synthesis simulations with robust uncertainty quantification and model comparison: Bayesian normalizing flows.

ANARYA RAY ^{1,2}

¹Center for Interdisciplinary Exploration and Research in Astrophysics, Northwestern University, 1800 Sherman Avenue, Evanston, Illinois 60201, USA

²The NSF-Simons AI Institute for the Sky (NSF-Simons SkAI), 875 N. Michigan Ave., Suite 4010, Chicago, IL 60611

ABSTRACT

Population synthesis simulations of compact binary coalescences (CBCs) play a crucial role in extracting astrophysical insights from an ensemble of gravitational wave (GW) observations. However, realistic simulations can be costly to implement for a dense grid of initial conditions. Normalizing flows can emulate the distribution functions of a simulated population of binary parameters and thereby enable empirical constraints on the astrophysical initial conditions and branching fractions of various formation channels, given data from a catalog of GW observations. They can also be used for data amplification in sparse regions of the CBC parameter space to better guide the development of phenomenological population models for rarely synthesizable systems with components in theorized mass gaps, without having to simulate a prohibitively large number of binaries. However, flow predictions are wrought with uncertainties, especially for sparse training sets. In this work, I develop a method for quantifying and marginalizing uncertainties in the emulators by introducing the Bayesian Normalizing flow, a conditional density estimator constructed from Bayesian neural networks. Using the exact likelihood function naturally associated with density estimators, I sample the posterior distribution of flow parameters with suitably chosen priors to quantify and marginalize over flow uncertainties. I demonstrate the accuracy, calibration, and data-amplification impacts of the estimated uncertainties for simulations of binary black hole populations formed through common envelope evolution. I outline the applications of the proposed methodology in the context of simulation-based inference from growing GW catalogs and feature prediction, with state-of-the-art binary evolution simulators, now marginalized over model and data uncertainties. I also sketch other applications for general simulation-based approaches in GW astronomy.

Keywords: Population synthesis (1304), Machine learning (1847), Gravitational wave sources (677), Compact binary stars (283), High energy astrophysics (739)

1. INTRODUCTION

The origin of merging compact binaries (CBCs) observed by ground-based gravitational wave (GW) detectors (such as the LVK, J. Aasi et al. 2015; F. Acernese et al. 2015; T. Akutsu et al. 2021) remains an open question (I. Mandel & A. Farmer 2022; M. Mapelli 2020a,b). Several formation scenarios have been proposed in existing literature, most of which are characterized by partially unconstrained physics. Broadly, CBCs capable of merging within a Hubble time are expected to emerge from isolated evolution of massive stellar binaries that undergo orbital hardening, via either common-envelope, stable mass transfer, or chemical mixing (e.g., K. Postnov & L. Yungelson 2006; B. Paczynski 1976; E. P. J. van den Heuvel et al. 2017; P. Marchant et al. 2016; I. Mandel & S. E. de Mink 2016), dynamical assembly assisted by either a tertiary companion, multiple exchanges in dense clusters, or gas-assisted migration (e.g., L. Wen 2003; F. Antonini & H. B. Perets 2012; M. J. Benacquista & J. M. B. Downing 2013; I. Bartos et al. 2017), and hierarchical mergers in star clusters and AGN disks (D. Gerosa & M. Fishbach 2021). The uncertain

initial conditions and parameters that underlie these evolutionary pathways are crucial to elucidating unconstrained astrophysical phenomena and are often imprinted on the measurable population properties of CBC observations.

Population synthesis (PopSynth, [K. Breivik 2025](#)) simulations can model these astrophysical imprints on the various features and correlations of the population-level distributions of measurable CBC parameters. PopSynth predictions can guide the construction of targeted phenomenological models (e.g., [C. Talbot & E. Thrane 2018](#); [L. A. C. van Son et al. 2022](#)) of the distribution function whose parameters can be constrained given GW data from growing catalogs to extract astrophysical insights ([R. Abbott et al. 2023a](#)). More flexible population models (e.g., [B. Edelman et al. 2023](#); [T. A. Callister & W. M. Farr 2024](#); [A. Ray et al. 2023, 2024](#); [J. Heinzel et al. 2025](#)) are also employed to search for additional physics in the data beyond the assumptions of astrophysically motivated density functions, with the reconstructed population features being harder to interpret in terms of the physical processes underlying an evolutionary channel. On the other hand, direct comparison of PopSynth outputs to a collection of measured CBC parameters by means of density estimation can provide observational constraints on astrophysical initial conditions of the simulated evolutionary pathways ([M. Zevin et al. 2021](#); [J. Riley & I. Mandel 2023](#); [S. Colloms et al. 2025](#)). Such approaches can also be considered reasonably flexible in terms of the underlying physical scenarios explored provided a diverse collection of simulated formation channels are used in the inference.

Normalizing flows (NFs, [D. J. Rezende & S. Mohamed 2016](#); [G. Papamakarios et al. 2021](#)) are powerful generative models that can assist with both simulation-based inference (SBI) and feature prediction, from PopSynth outputs. For example, [S. Colloms et al. \(2025\)](#) use NFs for estimating the conditional distribution of CBC parameters for each simulated population given values of the astrophysical initial conditions that characterize the simulated pathways. Once trained, a weighted mixture of different estimators, each corresponding to a specific formation channel, can facilitate tractable interpolation of the population likelihood across discrete gridpoints of simulation initial conditions, which can be constrained simultaneously with the branching fractions (mixture weights) of each channel given GW data from growing catalogs. [S. Colloms et al. \(2025\)](#) constrain the common envelop ejection efficiency, an uncertain parameter in isolated binary stellar evolution, the natal spin of black holes (BHs), and the branching fractions of all five formation channels whose simulations are used in their inference, from the confident binary black hole (BBH) detections (excluding population outliers) reported in the third GW transient catalog (GWTC-3 [R. Abbott et al. 2023b](#)). On the other hand, NF emulators can also be used for data amplification to predict population-level features and correlations in underrepresented regions of the CBC parameter space, where very few systems are synthesized from a particular channel, without having to simulate a prohibitively large ensemble of binaries. However, like other deep learning emulators, the predictions of normalizing flows are susceptible to epistemic (model) and aleatoric (data) uncertainties ([V. Nemani et al. 2023](#); [W. He et al. 2025](#)), which can, in principle, bias the inferred astrophysical conclusions.

For flow-based emulators, model uncertainties may arise either from inefficiencies in parameter learning, sub-optimal architectures, and out of distribution samples in the observed data, where as data uncertainties may result from the inherent sparsity and randomness of the training set which may be caused by particular formation channels being highly inefficient in certain regions of the CBC parameter space or by numerical approximation used by the simulators internally to speed up computation ([V. Nemani et al. 2023](#); [W. He et al. 2025](#); [J. J. Andrews et al. 2024](#)). While biases associated with ignoring model uncertainties may, in principle, be reduced by generating more training data, costly simulators can prohibit such endeavors. On the other hand, astrophysical bottlenecks leading to sparse and noisy datasets cannot be mitigated by simulating a larger number of binaries. In other words, for state of the art (costly) simulators and extended investigations that include observations of rarely synthesizable systems such as highly unequal mass neutron Star black hole binaries (NSBHs)/BBHs with a component in the $3-5M_{\odot}$ mass range ([R. Abbott et al. 2020](#); [M. Zevin et al. 2020](#); [A. G. Abac et al. 2024](#)), it is necessary to quantify and marginalize over emulator uncertainties for ensuring unbiased astrophysical inference.

In this paper, I introduce the Bayesian normalizing flow, a framework for emulating conditional and unconditional distribution functions equipped with robust uncertainty quantification and model comparison among architectures. By constructing the transformation layers of an NF from Bayesian neural networks (BNNs) and exploiting the natural likelihood function associated with any density estimator model, such as an NF, I sample the posterior distribution of flow parameters given training data and suitable a priori assumptions. Using these samples, I predict the emulated population as a Bayesian credible interval, rather than a deterministic density function, which is expected to contain the true population-level distribution of synthesized CBC parameters with a certain posterior probability. Using population synthesis simulations of BBHs formed through common envelope (CE) evolution of isolated stellar binaries ([S. S. Bavera](#)

et al. 2020), I show that the inferred credible intervals correctly quantify epistemic and aleatoric uncertainties in flow predictions by computing calibration curves, and by also comparing the posterior-predictive distributions with those of multiple normal training re-runs on alternate realizations of sparse (thinned) datasets or on the same dataset with different parameter initializations. I further show how to compute the Bayesian information criterion for different flow architectures to enable model comparison and thereby reduce the epistemic uncertainties that arise from sub-optimal architecture choices.

In a previous work, S. Bieringer et al. (2024) attempted Bayesian uncertainty quantification (UQ) for unsupervised (unconditional) density estimation using continuous normalizing flows (C. Chen et al. 2018; W. Grathwohl et al. 2018). They have either used approximate loss functions (Y. Lipman et al. 2023) instead of the exact log-likelihood or highly fine-tuned sampling methods (S. Bieringer et al. 2023) that have been subject to limited testing, to conduct their inference. They further restrict to a few ($O(50)$) posterior samples for constructing calibration statistics and do not implement any model-comparison framework. Instead, the method proposed here uses more robust, stable and rigorously tested sampling techniques based on Hamiltonian Monte Carlo (HMC, M. Betancourt 2018; M. D. Hoffman & A. Gelman 2011) methods, exact log-likelihoods, and calibration statistics constructed from thousands of posterior samples, which ensure stability and convergence. While I use masked autoregressive flows (G. Papamakarios et al. 2018) for the proof-of-concept demonstration presented here, this method is easily generalizable to continuous flows, which are expected to enable much faster convergence for HMC sampling. As I show later on, for advanced continuous flow algorithms (such as FFJORD, W. Grathwohl et al. 2018) with scalable log density evaluations, the complexity required to emulate realistic CBC PopSynth simulations is also well within the scope of modern HMC samplers. Hence, a PopSynth emulator based on Bayesian continuous flows would not necessitate highly fine-tuned samplers such as the ones proposed by S. Bieringer et al. (2023). These endeavors, along with other improvements and generalizations, such as applications to other simulation-based approaches in GW astronomy (M. Dax et al. 2021, 2025), are left as future explorations.

The rest of the paper is organized as follows. In Sec. 2, I highlight the main motivations for developing this framework. In Sec. 4, I describe in detail the Bayesian normalizing flow, its training, implementation, and calibration. In Sec. 5, I demonstrate the accuracy and interpretability of the quantified uncertainties for a fiducial BBH PopSynth dataset while also highlighting the data amplification potential of PopSynth emulators. I conclude in Sec. 6 with a summary of the main developments presented and the follow-up investigations planned for the near future.

2. MOTIVATION: THE NECESSITY OF UQ FOR STATE-OF-THE-ART SIMULATORS

The scope and reliability of SBI and feature prediction are determined by the fidelity of the simulator and its underlying physical prescriptions. Compared to its earlier versions (S. S. Bavera et al. 2020), which were used to model some isolated BBH formation scenarios in the training sets of S. Colloms et al. (2025), the POSYDON framework (T. Fragos et al. 2023; J. J. Andrews et al. 2024) introduced significant advances in the treatment of binary stellar evolution, greatly expanding the astrophysical scope of SBI from GWs. POSYDON provides one of the most accurate descriptions of isolated CBC formation available in the literature by relying on extensive grids of binary evolution models that track stellar structure for both components using MESA (B. Paxton et al. 2011, 2013, 2015, 2018, 2019) from zero-age main sequence to compact object formation, combined with advanced interpolation methods (T. Fragos et al. 2023). In POSSYDONv2, further improvements are achieved by accounting for evolution across a cosmological range of metallicities, reverse mass transfer, spin-orbit misalignment and binary disruption due to supernova kicks, and the possibility of stellar mergers (J. J. Andrews et al. 2024), etc. A significant improvement in scalability, while retaining accuracy, is also achieved through the implementation of efficient machine learning algorithms. Altogether, POSYDONv2 is emerging as a tracktable PopSynth simulator for isolated CBC formation (and many other astrophysical systems of interest) which boasts one of the highest physics fidelities to date.

An immediate extension of existing astrophysical SBI from GW catalogs, facilitated by POSYDON, would be the derivation of constraints on both previously studied and additional astrophysical parameters—such as common envelope ejection efficiency, the slope of the initial mass function, supernova kick magnitudes, and parameters characterizing the cosmic star formation history—all based on accurate and reliable astrophysical modeling. Furthermore, synthesized binaries can be used to predict potentially new features in the population distribution of CBCs, should they arise from the improvements and generalizations of the underlying physical prescriptions implemented in binary modeling. The predicted features could, in principle, be modeled phenomenologically and hence constrained from data.

Therefore, given the high computational cost of running a detailed binary simulation, POSYDONv2 can be assisted by NF emulators not only for SBI but also for feature prediction. For the latter, NFs can be used to amplify the data, which amounts to boosting sample statistics for a particular population, by learning from many smaller simulation sets at nearby initial condition grid points. In other words, instead of having to simulate millions of binaries for a single initial condition of interest to properly sample under-represented regions of the CBC parameter space, many small simulation sets on a grid of nearby initial condition values (that are parallelizable as individual POSYDON runs), can be used to train an NF emulator, which can then generate a large reliable sample of binaries for the particular initial conditions of interest. This can facilitate scalable and accurate population feature-prediction for rarely synthesizable CBCs without having to simulate a prohibitively large number of systems. I show this later on for an existing dataset simulated with earlier versions of POSYDON, as proof of concept.

To summarize, PopSynth emulators trained on a diverse collection of POSYDONv2 runs promise novel and reliable astrophysical insights from growing CBC catalogs. However, generating arbitrarily many simulated binaries per initial condition grid point and using them to train emulators are both prohibitive, given the high computational cost of a single PopSynth run and that of NFs attempting to learn from billions or more datapoints, respectively. The latter might necessitate further downsampling of CBCs per population run in the SBI and/or feature-prediction training set. While NFs can facilitate data amplification for a particular simulation grid point by learning from others (as I shall show later on), the predicted populations and density evaluations will be uncertain upon re-training with alternate realizations of down-sampled data or alternate initializations of flow parameters. The inherent randomness in POSYDON outputs due to numerical interpolation schemes used internally to speed up population synthesis, and sparsity in certain regions of CBC parameter space due to astrophysical bottlenecks, can be expected to further contribute to the variance in flow predictions for downsampled datasets. Emulating POSYDON runs for SBI and feature predictions, therefore, necessitates robust uncertainty quantification and marginalization to ensure reliable astrophysical explorations.

3. METHODS

I present a self-consistent framework for PopSynth emulation equipped with well-calibrated uncertainty quantification and model comparison, which can be used for reliable astrophysical inference and feature production using state-of-the-art simulators and growing catalogs of observations. PopSynth simulations generate an ensemble of systems with uniquely distributed parameters ($\vec{\theta}$) given a particular set of initial conditions and/or other quantities ($\vec{\lambda}$) that characterize the evolutionary track being simulated. Hence, emulating PopSynth essentially amounts to constructing accurate estimators for the conditional distribution function:

$$p(\vec{\theta}|\vec{\lambda}) \quad (1)$$

3.1. Normalizing Flows

Normalizing flows (NFs, [D. J. Rezende & S. Mohamed \(2016\)](#); [G. Papamakarios et al. \(2021\)](#)) have emerged as scalable and highly expressive generative models that can learn the underlying distribution of data and thereby generate new datapoints similar to the training set. They also facilitate tractable density evaluation at intermediate points in the parameter space that are not part of the training set. In other words, NFs are capable of accurate conditional and unconditional density estimation from labeled and unlabeled datasets, respectively. For labeled datasets such as PopSynth outputs, an NF model estimates the target conditional density as a transformed base-distribution, wherein the transformation functions are usually approximated by deep neural networks (DNNs):

$$\hat{p}(\vec{\theta}|\vec{\lambda}, \vec{\omega}) = p_u(\vec{u} = f_{NN}(\vec{\theta}, \vec{\lambda}, \vec{\omega})) \left| \frac{\partial \vec{u}}{\partial \vec{\theta}} \right|. \quad (2)$$

Here $\vec{\omega}$ are the parameters of the DNN, p_u is a base distribution comprised of i.i.d. standard Gaussian, and f_{NN} is a sequence of differentiable and invertible transformations. Once the model is trained to find an optimal $\vec{\omega} = \vec{\omega}_0$, samples can be drawn from an emulated population in between the training point ($\vec{\lambda} = \vec{\lambda}_{new}$) by first drawing $\vec{u}_i \sim p_u$ and then computing $\vec{\theta}_i = f_{NN}^{-1}(\vec{u}_i, \vec{\lambda}_{new}, \vec{\omega}_0)$. Data amplification for training points is also possible for boosting sample-statistics in under-represented subpopulations for improving feature prediction. Similarly, the conditional density becomes tractable as a numerical function suitable for repeated evaluations, also in between training points ($\vec{\theta} = \vec{\theta}_{new}, \vec{\lambda} = \vec{\lambda}_{new}$), which is required to implement SBI from observed catalogs ([S. Colloms et al. 2025](#)).

Various architectures have been proposed in literature for constructing f_{NN} , each with its own merits and demerits. Broadly, the transformation functions can be classified into two categories: discrete layers of finite depth, such as masked autoregressive flows (MAF, G. Papamakarios et al. 2018), and continuous time transforms, which are essentially diffusion models that asymptotically approach the target density (C. Chen et al. 2018; W. Grathwohl et al. 2018). While various sub-categories under these two classes can be advantageous to use for specific problems, continuous normalizing flow (CNF) algorithms such as FFJORD (W. Grathwohl et al. 2018) are, in general, more scalable and require DNNs of much lower complexity to obtain the same expressivity as a discrete flow like MAF. I shall show this in the context of our PopSynth datasets while noting that the lower complexity makes CNFs ideal for the Bayesian framework proposed for UQ.

For any given transformation architecture, I can train the NF model by minimizing some loss function with respect to $\vec{\omega}$, such that the optimal $\vec{\omega}$ corresponds to p and \hat{p} being maximally similar (D. J. Rezende & S. Mohamed 2016). As a standard metric, the *expected* KL divergence (averaged over the list of simulations on which I want to train) is chosen. Assuming the training simulations were carried out for gridpoints: $\{(\vec{\lambda}) \sim p_{\lambda}(\vec{\lambda})\}$, the training dataset: $\vec{d}_{train} = \{(\vec{\theta}_i, \vec{\lambda}_i) \sim p(\vec{\theta}, \vec{\lambda})\}_{i=1}^N$ can be thought of as a set of i.i.d. samples drawn from the joint distribution $p(\vec{\theta}, \vec{\lambda}) = p(\vec{\theta}|\vec{\lambda})p_{\lambda}(\vec{\lambda})$. Under these considerations, the expected KL divergence can be shown to equal the following sum over training datapoints (up to an additive constant):

$$D_{KL}(\vec{\omega}, \vec{d}_{train}) = -\frac{1}{N} \sum_{(\vec{\theta}_i, \vec{\lambda}_i) \in \vec{d}_{train}} \log \hat{p}(\vec{\theta}_i|\vec{\lambda}_i, \vec{\omega}) + const \quad (3)$$

The best-fit model can be obtained by minimizing this loss function with respect to the model parameters ω using some gradient descent algorithm such as ADAM (D. P. Kingma & J. Ba 2017). The optimal parameters corresponding to the trained model can be represented as functions of the training dataset: $\vec{w}_0(\vec{d}_{train})$. The trained emulator in this notation is therefore:

$$\hat{p}(\vec{\theta}|\vec{\lambda}, \vec{d}_{train}) = \hat{p}(\vec{\theta}|\vec{\lambda}, \vec{w}_0(\vec{d}_{train})), \quad (4)$$

which can be used for tractable density evaluation, data generation, and amplification. In other words, the trained emulator can, in principle, facilitate SBI and feature prediction for state-of-the-art simulators such as POSYDONv2.

The KL divergence as a function of $\vec{\omega}$ can be complicated with multiple peaks, troughs, and saddle points, leading to gradient-based minimization algorithms finding slightly different answers for the best fit estimator every time the model is re-trained. Loss function morphology can also change significantly between alternate realizations of thinned and noisy training data. In other words, if I train the same model on the same dataset twice, or on different realizations of a noisy dataset, I won't necessarily get the exact same answer for the predicted population. It is important to quantify and marginalize over this variance in flow predictions for accurate SBI and feature prediction, particularly in the cases of sparse and noisy training datasets and sub-optimal architecture choices. Hence, instead of a best-fit emulator that deterministically yields a single distribution, it is desirable to predict a range of density functions that are likely to contain the true population with a certain posterior probability given training data, model assumptions, and a priori expectation on DNN parameters. Before I show how that can be achieved, it is worthwhile to discuss the types and sources of these uncertainties that I wish to quantify in a bit more detail.

3.2. Uncertainties in flow predictions

As mentioned, uncertainty in flow predictions, or DNN models in general, can arise in a variety of scenarios and hence can be classified based on their source and nature, which are often directly correlated (V. Nemani et al. 2023; W. He et al. 2025; E. Hüllermeier & W. Waegeman 2021). Inefficiencies in parameter learning, sub-optimal architecture choices, and out of distribution inference samples ($p_{\lambda}(\vec{\lambda}_{new}) \rightarrow 0$), can give rise to stochastic and systemic uncertainties in the optimal model predictions, which can be biased and varying between training re-runs. These *epistemic*/model uncertainties are, in principle, thought to be reducible given additional training data. In the absence of additional data, these uncertainties can be quantified using various approaches such as Bayesian neural networks (BNNs, e.g., J. Arbel et al. 2023), ensemble networks (e.g., M. Ganaie et al. 2022), and Monte Carlo dropout (Y. Gal & Z. Ghahramani 2016) etc., which have been studied less commonly for frameworks in which an NF is the underlying NN model whose uncertainties are being quantified.

On the other hand, uncertainty can also arise from the inherent randomness, sparsity, and class-confusion present in the dataset, which is irreducible even with the addition of more training samples (W. He et al. 2025; V. Nemani

et al. 2023; E. Hüllermeier & W. Waegeman 2021). Two key examples of these *aleatoric*/data uncertainties in the PopSynth of merging compact binaries are the sparsity of certain regions of parameter space, such as extreme-mass ratio binaries with “mass-gap” compact objects (M. Zevin et al. 2020; R. Abbott et al. 2020) where the merger rate is expected to be low, and degenerate population features shared by different values of $\vec{\lambda}$. The former would become particularly relevant if the methods of S. Colloms et al. (2025) were to be applied to mass-gap NSBH-like systems, of which two have already been observed (R. Abbott et al. 2020; A. G. Abac et al. 2024). Quantifying data uncertainties in deterministic DNN predictors can be achieved through Bayesian inference (J. Arbel et al. 2023) and parametric or non-parametric modeling of the distribution of noise in the data, as well as the use of deep probabilistic models such as secondary NFs and generative adversarial networks (E. Hüllermeier & W. Waegeman 2021; J. Whang et al. 2021; S. Dirmeier et al. 2023). Again, such approaches have not been popularly used to quantify the uncertainties of NF parameters, which is relevant in scenarios wherein the NF itself is the underlying DNN predictor (see L. Berry & D. Meger 2023, for an implementation of Monte Carlo dropout based ensemble network approach on NFs).

In the following, I introduce the Bayesian NF, a generative probabilistic model constructed from BNNs, which can self-consistently quantify epistemic uncertainties that arise from inefficient training and aleatoric uncertainties that arise from the sparsity and stochasticity inherent to the dataset. No approximations for the log-likelihood function are utilized, and rigorous sampling methods are used for implementing Bayesian inference. The resulting predictions for an emulated PopSynth simulation are hence marginalized over such uncertainties and also automatically enable Bayesian comparison among different NF models, thereby minimizing the epistemic uncertainties that arise from choosing sub-optimal architectures and families of networks.

3.3. Uncertainty Quantification and Model Comparison: Bayesian Normalizing Flows

To quantify these epistemic and aleatoric uncertainties in the NF model for thinned datasets, I propose the following. As can be seen from Eqn. (3), The KL divergence is proportional to the negative log-likelihood of the model parameters given the training dataset (up to an additive constant):

$$\log p(\vec{d}_{train}|\vec{\omega}) = \sum_{(\vec{\theta}_i, \vec{\lambda}_i) \in \vec{d}_{train}} \log \hat{p}(\vec{\theta}_i, \vec{\lambda}_i|\vec{\omega}) = \sum_{(\vec{\theta}_i, \vec{\lambda}_i) \in \vec{d}_{train}} \log \hat{p}(\vec{\theta}|\vec{\lambda}, \vec{\omega}) + const. \quad (5)$$

where $\log \hat{p}(\vec{\theta}, \vec{\lambda}|\vec{\omega}) = \log \hat{p}(\vec{\theta}|\vec{\lambda}, \vec{\omega}) + \log p_{\lambda}(\vec{\lambda})$. Note that *this is the exact log-likelihood of the parameters characterizing a probabilistic (NF) model and no a priori assumption about the distribution of noise in the dataset is necessary to construct its functional form*. The training method in Sec. 3.1 above, therefore, amounts to finding a maximum likelihood density estimate (MLE). To quantify uncertainties, I instead propose to sample the posterior distribution of the model parameters using some suitably chosen prior and the exact log-likelihood:

$$\log p(\vec{\omega}|\vec{d}_{train}) = \log p(\vec{d}_{train}|\vec{\omega}) + \log p_{\omega}(\vec{\omega}) + const \quad (6)$$

where $p_{\omega}(\vec{\omega})$ is the prior distribution of the model parameters, which can be chosen to have support only nearby $\vec{\omega}_0$ to speed up convergence in posterior exploration. Stochastically sampling the posterior using robust and rigorously established Hamiltonian Monte Carlo (HMC, M. Betancourt (2018)) techniques such as the No-U-Turn Sampler (NUTS, M. D. Hoffman & A. Gelman 2011), one can obtain the posterior draws for the flow parameters: $S_{\vec{\omega}} = \{\vec{\omega}_i \sim p(\vec{\omega}|\vec{d}_{train})\}_{i=1}^M$. These can in turn be used to evaluate a trained density estimator marginalized over model uncertainties:

$$\tilde{p}_m(\vec{\theta}|\vec{\lambda}, \vec{d}_{train}) = \int \hat{p}(\vec{\theta}|\vec{\lambda}, \vec{\omega}) p(\vec{\omega}|\vec{d}_{train}) = \frac{1}{M} \sum_{\vec{\omega}_i \in S_{\vec{\omega}}} \hat{p}(\vec{\theta}|\vec{\lambda}, \vec{\omega}_i) \quad (7)$$

where $_m$ stands for marginalized. This amounts to constructing and training a normalizing flow whose transformations comprise a BNN. The predicted population will now represent a credible interval instead of a single distribution, which is expected to contain the true population with a certain posterior probability, given training data and prior expectations on the model parameters.

While the posterior samples only account for model uncertainties within a fixed architecture, this framework can also be used to perform model selection between architectures. Once the posterior distributions of two NF models with different architectures have been sampled, one can compute the Bayesian information criterion (BIC) for both of them and select the one with the lowest BIC as the preferred architecture with the least amount of overfitting. In our

notation, the BIC takes the following form:

$$\text{BIC} = n_\omega \ln N - \ln p_{\max}(\vec{d}_{\text{train}}|\vec{\omega}), \quad (8)$$

where n_ω is the complexity of the model, N is the number of points in the training set, and $p_{\max}(\vec{d}_{\text{train}}|\vec{\omega})$ is the maximum likelihood value reached during posterior sampling.

The full algorithm for uncertainty quantification and model comparison is sketched in 1. Note that unlike regular Bayesian networks such as the ones used in regression, which needs restrictive assumptions (such as Gaussianity of uncertainties) to construct the likelihood from the loss function (J. Arbel et al. 2023), the Bayesian NFs proposed here are equipped with the natural likelihood function of the distribution estimator which requires no implicit assumption about the distribution of uncertain model parameters.

On the other hand, NFs have been used in literature to model the likelihood of other Bayesian networks (S. Dirmeier et al. 2023; J. Whang et al. 2021). In such studies, the parameters of the NF itself are trained using the MLE method with only the parameters of the underlying network inferred in the Bayesian sense. In such studies, the NF merely serves as a tool for quantifying the uncertainties of the underlying DNN model, with the uncertainties of the flow itself ignored as a second-order effect. However, for emulating PopSynth, the NF itself is the underlying generative model, which necessitates UQ of flow parameters through the proposed Bayesian NF methodology. In addition, the proposed framework can be used to quantify uncertainties self-consistently in NF-based likelihood-free inference frameworks (see appendix B.1), as well as the mentioned attempts at uncertainty quantification of other architectures that rely on MLE-trained NFs, should the latter be applied to scenarios that necessitate the marginalization over second-order NF uncertainties.

3.4. Prior choices, Implementation and Scalability

Choosing the prior distribution on model parameters correctly is crucial for convergent and scalable Bayesian inference, particularly for models of such high complexity. To fully explore the likelihood function, highly restrictive priors should be avoided. However, broad priors such as standard Gaussians or broad uniform distributions might lead to slow convergence for highly complex probabilistic models such as discrete NFs that are usually characterized by $O(10^5 - 10^6)$ parameters. For highly complex models such as MAFs, it is instead desirable to choose a prior that is only supportive near the MLE parameters and yet broad enough for likelihood-driven inference. Furthermore, instead of fixing the width of the prior, it can also be allowed it to vary within a certain range. I chose the following simple choice for the prior distribution for this proof-of-concept demonstration.

I start by choosing a maximal scale $\vec{\sigma} = \{\sigma_0\}_{i=1}^{n_\omega}$, which amounts to assuming a priori that the highest likelihood model parameters are within a factor of at most σ_0 of $\vec{\omega}_0$. I then define the standardized model parameters $\vec{\omega}_{st} \underset{i.i.d}{\sim} \mathcal{U}(-1, 1)$ which I assume to be distributed uniformly within $(-1, 1)$. I then rescale these to become numbers that lie within a factor of $\vec{\sigma}$ of $\vec{\omega}_0$ and hence construct the prior on $\vec{\omega} = \vec{\omega}_0(1 + \vec{\sigma}\vec{\omega}_{st})$ as an affine transformed uniform distribution. The prior scale $\vec{\sigma}$ can, in principle, be sampled as well from a uniform or half-normal distribution, but for simplicity, I fix it to a value that allows for a reasonably broad prior and likelihood-driven inference. As I demonstrate shortly, calibration statistics can be constructed for choosing optimal values of σ_0 .

While these priors might seem restrictive as compared to a standard Gaussian, they can be expected to suffice as long as the posterior is found to be tightly constrained far away from the prior boundaries. I show that this is the case in the context of our population synthesis dataset and suggest increasing σ_0 for scenarios wherein the posterior is found to be railing against the prior. More sophisticated prior choices that are less restrictive and yet consistent with fast convergence are left as a future exploration.

Even with these prior choices, the Bayesian NFs can quickly become intractable for high-dimensional distributions since discrete flows like MAF require highly complex networks to accurately capture all the features in the population. Bayesian inference can then amount to exploring (and storing) potentially thousands of copies of a million-parameter model, which is expected to become prohibitive. As I show later on in appendix A.1, CNFs can solve this problem by reducing the required model complexity for accurate density estimation by several orders of magnitude. Since the proposed Bayesian framework is agnostic of model architecture, it can be expected to work with CNFs in the same way as discrete flows, and thereby quantify uncertainties in the emulators of higher-dimensional population distributions. On the other hand, if reducing model complexity through the use of CNFs is not a viable alternative, or if complex embedding nets are necessary to reduce the dimensionality of $\vec{\lambda}$, approximate Bayesian inference can be implemented through a combination of stochastic variational inference and importance sampling which is outlined in appendix A.2.

I leave the full realization of both of these resolutions for the future and restrict to a Bayesian MAF that emulates a two-dimensional synthetic population in this proof-of-concept demonstration.

3.5. Calibration

To assess the accuracy of the estimated uncertainties and optimize the choice of σ_0 , I construct metrics that compare the empirical coverage of a test set to the theoretical coverage predicted by Bayesian inference (S. Bieringer et al. 2024). After drawing M posterior samples of flow parameters I split them up into m random subsets: $S_{\vec{\omega}} = \bigcup_{i=1}^m S_{\vec{\omega}}^i$, each representative of a smaller Bayesian inference run. For every posterior sample in a particular subset, I generate a million binaries $\vec{\theta} \in S_{\vec{\theta}}^{ij} = \{\vec{\theta}_k \sim \hat{p}(\vec{\theta}|\vec{\lambda}_{test}, \vec{\omega}_j) | \vec{\omega}_j \in S_{\vec{\omega}}^i\}_{k=1}^{10^6}$. I then construct n_Q equal probability mass $\vec{\theta}$ bins (quantile binning) from the test set and compute the count of predicted samples in each bin. I then compute credible intervals for the counts and estimate the empirical coverage as the fraction of times (out of m and averaged over bins) the credible interval encloses the actual count of test samples. The calibration curve is then constructed as the relationship between the empirical coverage and the nominal coverage (confidence level of the credible intervals, S. Bieringer et al. 2024). Note, however, that for very large values of σ_0 , if the walkers get stuck at a local maxima of the likelihood function, there will be biases resulting in low coverage. In other words, low coverage can be indicative of both under-estimation of uncertainties due to small σ_0 or biases due to very large σ_0 causing difficulty in convergence. This issue was not addressed by (S. Bieringer et al. 2024)

Algorithm 1 Bayesian Normalizing Flow

Require: (N, d_θ, d_λ) : data dimensions; $\vec{d}_{train} \in \mathbb{R}^{N \times (d_\theta + d_\lambda)}$: training data
Require: $(\text{ADAM}, \alpha, \beta_1, \beta_2)$: Optimizer and associated parameters ▷ From D. P. Kingma & J. Ba (2017)
Require: $(\text{NUTS}, \epsilon, M)$: Sampler and associated parameters ▷ From M. D. Hoffman & A. Gelman (2011)
Require: $F(\vec{\theta}, \vec{\lambda}, \vec{\omega})$: Flow model, computes $\hat{p}(\vec{\theta}|\vec{\lambda}, \vec{\omega})$
Require: n_ω : model complexity, $\vec{\sigma}$: fixed prior scale for each model parameter
Require: $avg \in [\text{True}, \text{False}]$: whether to use the average or exact log-likelihood
Ensure: $S_{\vec{\omega}}, \text{BIC}$

- 1: $\vec{\omega}_{init} \sim \mathcal{N}(0, I)$; $\vec{\omega}_0 \leftarrow \text{ADAM}(\alpha, \beta_1, \beta_2, \text{LOSS}, \vec{\omega}_{init})$
- 2: $S_{\vec{\omega}} \leftarrow \text{NUTS}(\vec{\omega}_{init}, \epsilon, \text{LOGPOST}, M)$
- 3: $L_{max} \leftarrow -\infty$
- 4: **for** $i = 1$ to M **do**
- 5: $L \leftarrow \text{LOGLIKELIHOOD}(S_{\vec{\omega}}[i])$; **if** $L > L_{max}$ **then** $L_{max} \leftarrow L$
- 6: **end for**
- 7: $\text{BIC} \leftarrow n_\omega \log N - L_{max}$
- 8: **function** $\text{LOGPOST}(\vec{\omega})$
- 9: **return** $\text{LOGLIKELIHOOD}(\vec{\omega}, avg) + \text{LOGPRIOR}(\vec{\omega})$
- 10: **end function**
- 11: **function** $\text{LOGPRIOR}(\vec{\omega})$
- 12: $P \leftarrow -\log 2 - \sum_{i=1}^{n_\omega} \log(\vec{\omega}_0[i] \vec{\sigma}[i])$
- 13: **return** P **if** $\frac{\vec{\omega} - \vec{\omega}_0}{\vec{\sigma} \times \vec{\omega}_0 (\text{ELEMENTWISE})} \in [-1, 1]$ **else** $-\infty$
- 14: **end function**
- 15: **function** $\text{LOSS}(\vec{\omega})$
- 16: **return** $-\text{LOGLIKELIHOOD}(\vec{\omega}, \text{True})$
- 17: **end function**
- 18: **function** $\text{LOGLIKELIHOOD}(\vec{\omega}, avg)$
- 19: $L \leftarrow \sum_{i=1}^N \log f(\vec{d}_{train}[i, 1:d_\theta], \vec{d}_{train}[i, d_\theta:], \vec{\omega})$
- 20: **return** L/N **if** avg **else** L
- 21: **end function**

4. CODE AND DATA

The code developed to implement this framework is publicly available in the form of the PYTHON package NAZ(Normalizing flow Algorithms beyond Zero-variance training), which can be found at <https://github.com/AnaryaRay1/naz>. In addition to MAF and CNF, additional architectures such as neural spline coupling and spline autoregressive flows (C. Durkan et al. 2019) are provided, with every model capable of both conditional (supervised) and unconditional (unsupervised) density estimation. The MAF is implemented in both a PYTORCH+PYRO (A. Paszke et al. 2017; E. Bingham et al. 2019) and JAX+NUMPYRO (J. Bradbury et al. 2018; D. Phan et al. 2019) backend with

functionality provided for converting one to the other. The JAX+NUMPYRO backend has been found to be more suitable for Bayesian inference while the PYTORCH+PYRO one works better for MLE training. The other architectures are only available with the PYTORCH+PYRO backend while the CNF additionally requires the TORCHDYN (M. Poli et al. 2020) package for implementing the neural ode solvers needed by the FFJORD algorithm. JAX+NUMPYRO backends for these architectures will be available in future releases of NAZ. The training data used in the demonstrations is obtained from publicly available BBH PopSynth simulations released in zenodo by, details of which are described in the next section. The trained flows, posterior samples, and smaller training sets will soon be available in zenodo for reproducibility.

5. ILLUSTRATIVE RESULTS: POPULATION OF COMPACT BINARY MERGERS

To demonstrate the performance and accuracy of Bayesian NFs, I use population synthesis simulations of merging BBHs formed through the common envelope evolution of isolated stellar binaries (S. S. Bavera et al. 2020). The formation of these systems was modeled using an earlier version of the POSYDON framework, which combines various stages of binary evolution simulated by the rapid population synthesis code COSMIC (K. Breivik et al. 2020) with the detailed stellar structure calculations performed by MESA (B. Paxton et al. 2011, 2013, 2015, 2018, 2019), and is described in (T. Fragos et al. 2023). Each population in the simulated dataset is characterized by two initial conditions, namely the common envelop ejection efficiency α and the BH natal spin χ_b . The simulations were carried out over a grid of initial conditions spanned by $\alpha \in \{0.2, 0.5, 1.0, 2.0, 5.0\}$ and $\chi_b \in \{0, 0.1, 0.2, 0.5\}$.

NF emulators can facilitate both SBI and feature prediction from these simulations, which are necessary for gaining astrophysical insights from observed CBC catalogs, now equipped with uncertainty quantification and model selection. To obtain the results presented in this section, I chose the population corresponding to $\alpha = 1.0, \chi_b = 0.1$ to be my test set by excluding it from both training, validation, and Bayesian inference. For the training set, I include 10000 BBHs per grid point for the MLE method used to demonstrate feature prediction and heavily downsample to 20 binaries per grid point for Bayesian inference. Similar conclusions will emerge for less downsampling but will take longer run-times and additional hardware resources to converge for the current MAF-based implementation. To demonstrate how Bayesian NFs can mitigate the biases resulting from un-marginalized flow variance, I also train the same flow using the MLE method on 10 different realizations of the smaller (20 BBHs per grid point) and compare the corresponding density estimates with the posterior predictive emulator provided by Bayesian inference.

The default MAF architecture chosen for all illustrative results comprises 16 masked autoregressive layers, each of which contain 3 hidden layers spanned by 150 units. MLE training was carried with a learning rate decay of 0.5 and early stopping implemented by means of a validation set to minimize over-fitting. With batch sizes of 100, training is fairly efficient on NVIDIA-A100 GPUs with 40GB of memory. For Bayesian inference, however, 4 NVIDIA-H100 GPUs with 80GB of HB200 ram were necessary for running 4 HMC chains with 500 tuning and 1500 sampling steps. These requirements are expected to reduce significantly once Bayesian CNFs are implemented in future explorations.

5.1. Feature prediction using MLE flows for rarely synthesized systems

While S. Colloms et al. (2025) have extensively discussed SBI using MLE flows, I show here another astrophysical application of PopSynth emulation, which, like SBI, will also benefit from UQ. Say one is interested in predicting effective spin distributions of a sub-population of BBHs formed through CE, astrophysical parameters same as our test set, that have unequal mass ratio (< 0.3) and high chirp mass ($> 6M_\odot$). The CE channel struggles to populate this region of the parameter space (M. Zevin et al. 2020). If as few as $O(10^4)$ binaries are simulated for this grid point, only $O(10)$ systems fall in this region of parameter space, which are not sufficient for accurate feature prediction.

On the other hand, an NF trained on multiple population runs, each with 10^4 binaries corresponding to different grid points can be used to accurately amplify the dataset of interest, even if it is excluded from training, without having to run a larger PopSynth simulation. In Fig. 1, the mentioned spin distribution is shown for the small simulation set, the amplified set obtained using an NF trained on all available simulations except the one being amplified, and a much larger PopSynth rerun (10^6 binaries) which is treated as the ground truth. It can be seen that the emulator predicts the distribution with reasonable accuracy despite being trained on a collection of highly downsampled populations. In other words, NFs can be used to predict population features of rarely observed systems without having to simulate a very large number of binaries, which can be prohibitive.

However, training on small synthetic populations per grid point introduces uncertainties that need to be marginalized over to obtain accurate feature prediction (even though data amplification improves feature prediction, deviation from

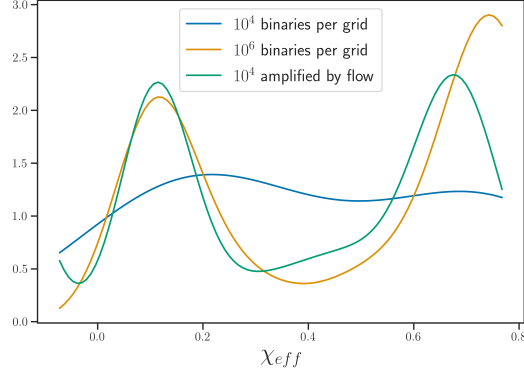


Figure 1. Feature prediction with PopSynth emulators for under-represented regions of parameter space. Each curve represents the effective spin distribution of BBHs in the test set that belong to an unequal mass ratio and high chirp mass sub-population.

the truth is still observed in Fig. 1, which can in principle be rectified by marginalizing over uncertainties). Similarly, for SBI, when downsampling is necessitated for reducing the computational cost of training a flow on thousands of population runs, log-density evaluation will also be uncertain and hence susceptible to biases unless the variance is accurately quantified and marginalized.

5.2. Uncertainty quantification and model comparison using Bayesian flows

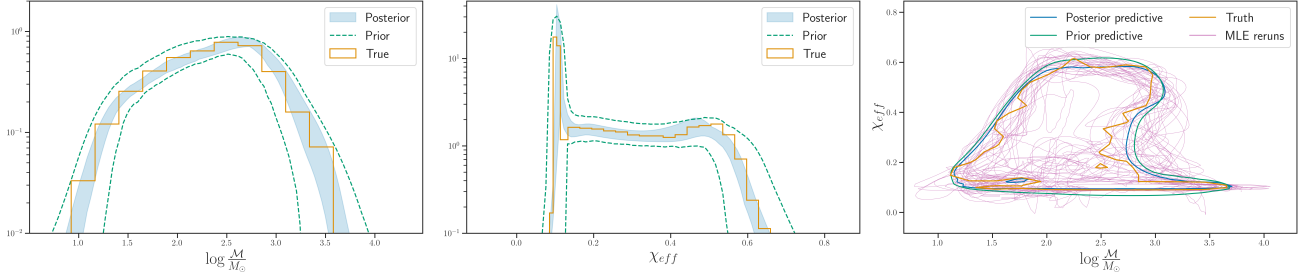


Figure 2. Predictions of the Bayesian NF for prior scale $\sigma_0 = 0.25$. Highest posterior density credible intervals on the marginal distribution (left), and the predictive joint distribution (right) for BBH chirp-mass and effective inspiral spin, are shown.

Bayesian inference of the flow parameters yields the posterior predictive distribution of the BBH population that comprises the test set, which is compared with the truth and the prior in Fig. 2. It can be seen that the credible interval of the predicted population enclosed the true distribution, with the posterior being significantly more informative than the prior. Also, it can be seen that the posterior predictive distribution is much closer to the truth than individual MLE reruns on different realizations of the thinned dataset, while also outperforming the prior predictive distribution. This is indicative of the fact that for sparse training data, the posterior predictive emulator should be used for both SBI and feature prediction instead of MLEs. I further compute the BIC for this flow architecture, compare it with that of a different (sub-optimal) one trained on a larger dataset, and list them as follows.

Model	Architecture	Complexity	Data-size	BIC
Default	16 layers, 3 hidden layers, 150 neurons	746464	20 binaries per grid	4433736
Simpler	7 layers, 3 hidden layers, 300 neurons	489328	100 binaries per grid	3697137

Note that this not a fair model comparison given that the two models are trained on different data realizations, but rather a demonstration of how model comparison can be implemented. A dedicated model comparison study for different architectures given various PopSynth datasets is left as a future exploration.

To optimize the choice of σ_0 and assess the quantified uncertainties, I show in Fig. 3 calibration curves that compare the empirical coverage of flow predictions with the theoretical coverage for varying numbers of equal probability mass bins. For very small values of σ_0 the uncertainties are underestimated, which indicates that the inference is restricted by the prior. For increasing σ_0 , the calibration curves improve, and slight over-estimation is observed for very high values of σ_0 and low values of n_Q . The overestimation does not seem to increase too much with increasing σ_0 , which is expected since broad priors are still consistent with accurate inference as long as there is support near the highest likelihood region. The observed overestimation can be interpreted as the sampler having difficulties converging for a heavily downsampled dataset, a highly complex model, and broad priors. For lower model complexity that guarantees scalable and convergent inference even for broad priors, higher values of σ_0 above a certain threshold are expected to have identical calibration curves. As mentioned before, very high values of σ_0 can lead to the walkers getting stuck at local maxima, causing biases, which the calibration curves would identify as underestimation of error.

Nevertheless, for the complex models used in this demonstration, good calibration is observed for $\sigma_0 = 0.25$, which is consistent with the credible intervals shown in Fig. 2. In other words, the estimated credible intervals indeed encompass the true population distribution the expected number of times, when averaged over all regions of the parameter space, justifying this choice of σ_0 . Similar well-calibrated Bayesian NF will correctly quantify the uncertainties in PopSynth emulation from sparse datasets, with the posterior predictive emulators expected to enable unbiased SBI and feature prediction for POSYDONv2 datasets, leading to reliable astrophysical insights from future GW catalogs.

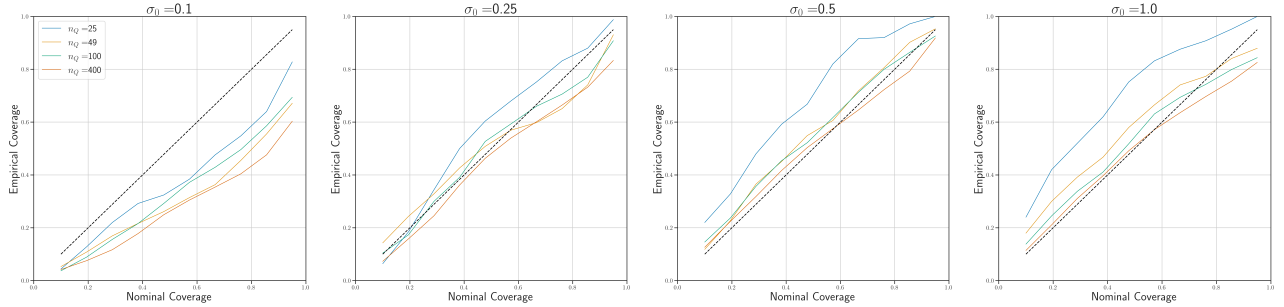


Figure 3. Calibration curves for various choices of the prior scale σ_0 and different number of quantile bins

6. DISCUSSION AND FUTURE PROSPECTS

In this work, I developed a self-consistent method for quantifying epistemic and aleatoric uncertainties in the predictions of NF models and for selecting between different flow architectures to reduce overfitting. By relying on Bayesian neural networks to construct flow transformations and the natural log likelihood function associated with probabilistic models such as NFs, I have shown that accurate UQ and model comparison is achievable which successfully mitigates the biases resulting from the variance in flow predictions among multiple re-runs with different parameter initializations or an alternative realizations of a sparse and noisy training sets. I have demonstrated this in the context of population synthesis simulations of merging BBHs, whose emulation is necessary for insightful astrophysical inference from observed catalogs. The developed methodology will be necessary for marginalizing over model uncertainties, which are expected to be non-negligible for sparse PopSynth datasets, which might be unavoidable for high fidelity (and hence costly) simulators such as POSYDONv2 or rarely synthesized sub-populations such as extreme mass-ratio binaries with compact objects in the purported lower-mass gap.

I have discussed several planned improvements in terms of scalability that are necessary for fully realizing the potential of Bayesian NFs as a robust and tractable tool for UQ in simulation-based inference from observed astrophysical populations, which include the use of CNFs to reduce complexity (appendix A.1), approximate Bayesian modeling using stochastic variational inference and importance sampling (appendix A.2), and alternative approaches such as NFs with Monte Carlo Dropouts (appendix A.3). I have further alluded to more general applications of Bayesian NFs in UQ for deep predictive and generative modeling in the context of likelihood-free parameter estimation (appendix B.1)

with potential applications to other simulation-based approaches in GW astronomy (M. Dax et al. 2021, 2025), implementations of which are also left as future explorations. As we enter the era of large datasets, high fidelity simulators, and powerful deep learning models capable of combining the two into new scientific discoveries, fully realized Bayesian NFs will play a crucial role in mitigating biases arising from un-marginalized model uncertainties and over/under fitting arising from sub-optimal architecture choices, thereby facilitating reliable and accurate astrophysical inference and feature prediction.

7. ACKNOWLEDGEMENTS

I am thankful to Vicky Kalogera for her insights and support throughout this project. I thank Aggelos Katsaggelos, Santiago Lopez Tapia, Ryan Mgee, Deep Chatterjee, Tri Nguyen, Kyle Rocha, Ugur Demir, and Philipp Srivastava for valuable discussions and inputs. This work was supported by the National Science Foundation (NSF) award PHY-2207945. I gratefully acknowledge the support of the NSF-Simons AI-Institute for the Sky (SkAI) via grants NSF AST-2421845 and Simons Foundation MPS-AI-00010513. This research was also supported in part through the computational resources and staff contributions provided for the Quest high-performance computing facility at Northwestern University, which is jointly supported by the Office of the Provost, the Office for Research, and Northwestern University Information Technology. This research used the DeltaAI advanced computing and data resource, which is supported by the National Science Foundation (award OAC 2320345) and the State of Illinois. DeltaAI is a joint effort of the University of Illinois Urbana-Champaign and its National Center for Supercomputing Applications. I am grateful for the computational resources provided by the LIGO laboratory and supported by National Science Foundation Grants PHY-0757058 and PHY-0823459.

Software: Pytorch, Pyro, JAX, Numpyro

APPENDIX

A. IMPROVING SCALABILITY

A.1. MAF vs CNF: complexity and expressivity

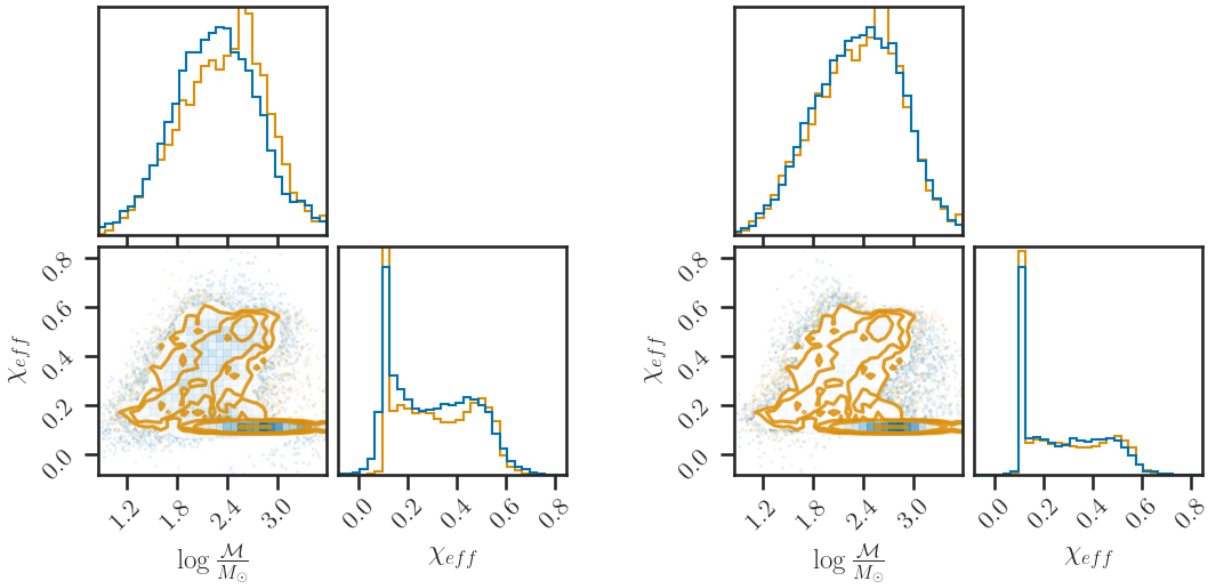


Figure 4. Performance of a simple MAF(left) vs CNF(right), showing the emulated population (blue) on the test set compared with the true distribution (orange).

As mentioned before, CNF algorithms can estimate densities with DNNs of much smaller complexity than MAFs. In Fig. 4, I show the performance of a much simpler MAF architecture (2 autoregressive layers, each with 4 hidden layers spanned by 150 units) than the default one, along with a CNF (trained using the FFJORD algorithm, Y. Gal & Z. Ghahramani (2016)) which has a multi-layered perceptron composed of just three 64-unit layers for its neural network. The complexity (number of free parameters) of the CNF is hence orders of magnitude smaller than even this simpler MAF. It can be seen how the simpler MAF struggles to estimate the conditional densities, whereas the CNF performs much better. This implies that a Bayesian CNF emulator for PopSynth will involve sampling a posterior of at most $O(10^4)$ parameters, which is well within the scope of NUTS. Hence, emulating higher-dimensional BBH populations, the use of broad and flexible priors will be feasible and consistent with convergent Bayesian inference, once the Bayesian CNF is implemented into production. Such a development is left as a future exploration.

A.2. Scalable approximations: stochastic variational inference

Even with the promise of scalable and convergent sampling with Bayesian CNFs, approximate Bayesian UQ methods can be useful for scenarios wherein CNFs with simple DNNs are not an option or require complex embedding networks for $\vec{\lambda}$, which is usually the case in simulation-based inference problems that do not involve emulating PopSynth, but rather approximating the intractable likelihood of observable parameters given high-dimensional data. If the dimensionality of model parameters cannot be reduced from $O(10^6)$ or higher, scalable alternatives to posterior sampling should be considered.

In stochastic variational inference (SVI, M. Hoffman et al. 2013), the posterior distribution of model parameters $p(\vec{\omega}|\vec{d}_{train})$ is approximated using some fiducial distribution $Q(\vec{\omega}|\vec{\Omega}_q)$ such as a mixture of truncated Gaussians, characterized by its own set of parameters $\vec{\Omega}_q$. Optimal values of these parameters can be learned by minimizing the evidence-based lower-bound between $p(\vec{\omega}|\vec{d}_{train})$ and $\vec{\Omega}_q$, which can be computed using:

$$\text{ELBO}(\vec{\Omega}_q) = \frac{1}{N_q} \sum_{\vec{\omega}_i \sim Q(\vec{\omega}|\vec{\Omega}_q)} \left\{ \log p(\vec{\omega}_i|\vec{d}_{train}) - \log Q(\vec{\omega}_i|\vec{\Omega}_q) \right\} \quad (\text{A1})$$

where N_q is the number of $\vec{\omega}$ samples drawn to estimate the ELBO. Given optimal parameters $\vec{\Omega}_{q,0}$ obtained using gradient descent algorithms such as ADAM (D. P. Kingma & J. Ba 2017), samples of $\vec{\omega} \sim Q(\vec{\omega}|\vec{\Omega}_{q,0})$ can be obtained, which can be re-weighted to the true posterior using importance sampling. The weights (w_i) can be used to compute the effective sampling size (ESS), which can be used as a reliability test. They can further be used to compute the Bayesian evidence (Z) of the flow model, which can in turn be used for model comparison among architectures:

$$w_i = \frac{p_{\omega}(\vec{\omega}_i)p(\vec{d}_{train}|\vec{\omega})}{Q(\vec{\omega}_i|\vec{\Omega}_{q,0})} \quad (\text{A2})$$

$$\text{ESS} = \frac{\sum_i w_i^2}{\left(\sum_j w_j\right)^2} \quad (\text{A3})$$

$$Z = \frac{1}{N} \sum_i w_i \quad (\text{A4})$$

This approach towards UQ retains the Bayesian interpretation of credible intervals and can usually be considered reliable provided the ESS after importance-sampling is close to the original number of samples drawn from Q . In certain cases however, sub-optimal prior choices can lead to poor uncertainty estimation even for high ESS. In such a scenario, variants of the importance sampling methods such as the ones used by (M. Mould et al. 2025) could be investigated. A detailed study of SVI vs exact Bayesian inference for UQ in NF predictions is left as a future exploration. Nevertheless, this approximate Bayesian approach can be expected to be fully scalable for complex flow architectures.

A.3. Scalable alternatives: Monte Carlo dropout flows

An alternative to Bayesian UQ by means of direct posterior sampling or its more scalable SVI-based counterpart, is the implementation of Monte Carlo dropout while training and evaluating the NN underlying an NF model. In this approach, a certain fraction of hidden units in each layer of an NFs network, chosen at random, are deactivated

during MLE training. In other words, the trained flow comprises an ensemble of smaller architectures, each capable of approximating the target distribution with reasonable accuracy (L. Berry & D. Meger 2023). During prediction, instead of turning off dropout, it is allowed to function as it were during training, leading to an ensemble of predictions each corresponding to a single member of the mentioned collection of smaller architectures. Constructing confidence intervals from this ensemble of predictions can be used to quantify epistemic uncertainties, perhaps even in the Bayesian sense, as shown in previous studies for deterministic NN models (Y. Gal & Z. Ghahramani 2016). However, an equivalent derivation for NFs, as well as the scope of MC dropout NFs in quantifying aleatoric uncertainties such as the ones PopSynth emulators can be susceptible to, is left as a future exploration.

B. APPLICATIONS BEYOND POPSYNTH

B.1. Likelihood free inference marginalized over model uncertainties

In addition to population-level probes of observed catalogs, NFs have been used in the literature to approximate intractable likelihoods and thereby enable fast and scalable Bayesian modeling given simulated datasets (G. Papa-makarios et al. 2019), with CBC parameter estimation applications (M. Dax et al. 2021, 2025). By simulating the observable data \vec{x} corresponding to parameters $\vec{\theta}$ and accurate assumptions on the distribution of detector noise (\vec{n}), NFs can be trained to learn the posterior distribution $p(\vec{\theta}|\vec{x})$, which can be used for rapid parameter estimation from newly observed data. Amortized inference can be achieved by concatenating the data with the simulated noise, should the noise be reliably measurable during observational inference. Embedding networks are often used to compress the data for feature extraction and data reduction. The estimator would take the following form:

$$\hat{p}(\vec{\theta}|\vec{x}, \vec{n}, \vec{\omega}) = p_u(\vec{u} = f_{NN}(\vec{\theta}, g_{NN}(\vec{x}, \vec{n}, \vec{\omega}_e), \vec{\omega}_f)) \left| \frac{\partial \vec{u}}{\partial \vec{\theta}} \right|. \quad (\text{B5})$$

where g_{NN} is the embedding network and the model parameters $\vec{\omega} = (\vec{\omega}_f, \vec{\omega}_e)$ now comprise both the parameters of the flow $\vec{\omega}_f$ and the embedding net $\vec{\omega}_e$. The estimator function can be used to construct the likelihood of the model parameters $p(\vec{d}_{train}|\vec{\omega})$ similar to Eq. (5) given training data: $\vec{d}_{train} = \{(\vec{\theta}_i, \vec{x}_i, \vec{n}_i) \sim p(\vec{x}|\vec{\theta}, \vec{n})p(\vec{n})p(\vec{\theta})\}$, where $p(\vec{\theta})$ is a prior used for generating the training points, $p(\vec{n})$ is a model for the noise distribution and samples from the intractable distribution $p(\vec{x}|\vec{\theta}, \vec{n})$ is representative of running the simulator for every grid point and adding noise to the generated data. Once the training data is generated and the likelihood constructed, Bayesian UQ and model comparison can be implemented using the framework presented in this paper. Bayesian CNFs and SVI will likely be required for problems with high-dimensional parameters, data, and complex embedding networks, such as real-time GW parameter estimation (M. Dax et al. 2021, 2025).

REFERENCES

- Aasi, J., et al. 2015, *Class. Quant. Grav.*, 32, 074001, doi: [10.1088/0264-9381/32/7/074001](https://doi.org/10.1088/0264-9381/32/7/074001)
- Abac, A. G., et al. 2024, *Astrophys. J. Lett.*, 970, L34, doi: [10.3847/2041-8213/ad5beb](https://doi.org/10.3847/2041-8213/ad5beb)
- Abbott, R., et al. 2020, *Astrophys. J. Lett.*, 896, L44, doi: [10.3847/2041-8213/ab960f](https://doi.org/10.3847/2041-8213/ab960f)
- Abbott, R., et al. 2023a, *Phys. Rev. X*, 13, 011048, doi: [10.1103/PhysRevX.13.011048](https://doi.org/10.1103/PhysRevX.13.011048)
- Abbott, R., et al. 2023b, *Phys. Rev. X*, 13, 041039, doi: [10.1103/PhysRevX.13.041039](https://doi.org/10.1103/PhysRevX.13.041039)
- Acernese, F., et al. 2015, *Class. Quant. Grav.*, 32, 024001, doi: [10.1088/0264-9381/32/2/024001](https://doi.org/10.1088/0264-9381/32/2/024001)
- Akutsu, T., et al. 2021, *PTEP*, 2021, 05A102, doi: [10.1093/ptep/ptab018](https://doi.org/10.1093/ptep/ptab018)
- Andrews, J. J., Bavera, S. S., Briel, M., et al. 2024, <https://arxiv.org/abs/2411.02376>
- Antonini, F., & Perets, H. B. 2012, *Astrophys. J.*, 757, 27, doi: [10.1088/0004-637X/757/1/27](https://doi.org/10.1088/0004-637X/757/1/27)
- Arbel, J., Pitas, K., Vladimirova, M., & Fortuin, V. 2023, <https://arxiv.org/abs/2309.16314>
- Bartos, I., Kocsis, B., Haiman, Z., & Márka, S. 2017, *Astrophys. J.*, 835, 165, doi: [10.3847/1538-4357/835/2/165](https://doi.org/10.3847/1538-4357/835/2/165)
- Bavera, S. S., Fragos, T., Qin, Y., et al. 2020, *Astronomy & Astrophysics*, 635, A97, doi: [10.1051/0004-6361/201936204](https://doi.org/10.1051/0004-6361/201936204)
- Benacquista, M. J., & Downing, J. M. B. 2013, *Living Rev. Rel.*, 16, 4, doi: [10.12942/lrr-2013-4](https://doi.org/10.12942/lrr-2013-4)
- Berry, L., & Meger, D. 2023, <https://arxiv.org/abs/2302.01312>
- Betancourt, M. 2018, <https://arxiv.org/abs/1701.02434>

- Bieringer, S., Diefenbacher, S., Kasieczka, G., & Trabs, M. 2024, *Mach. Learn. Sci. Tech.*, 5, 045044, doi: [10.1088/2632-2153/ad9136](https://doi.org/10.1088/2632-2153/ad9136)
- Bieringer, S., Kasieczka, G., Steffen, M. F., & Trabs, M. 2023, <https://arxiv.org/abs/2312.14027>
- Bingham, E., Chen, J. P., Jankowiak, M., et al. 2019, *J. Mach. Learn. Res.*, 20, 28:1, <http://jmlr.org/papers/v20/18-403.html>
- Bradbury, J., Frostig, R., Hawkins, P., et al. 2018, 0.3.13, <http://github.com/jax-ml/jax>
- Breivik, K. 2025, <https://arxiv.org/abs/2502.03523>
- Breivik, K., et al. 2020, *Astrophys. J.*, 898, 71, doi: [10.3847/1538-4357/ab9d85](https://doi.org/10.3847/1538-4357/ab9d85)
- Callister, T. A., & Farr, W. M. 2024, *Phys. Rev. X*, 14, 021005, doi: [10.1103/PhysRevX.14.021005](https://doi.org/10.1103/PhysRevX.14.021005)
- Chen, C., Li, C., Chen, L., et al. 2018, <https://arxiv.org/abs/1709.01179>
- Colloms, S., Berry, C. P. L., Veitch, J., & Zevin, M. 2025, <https://arxiv.org/abs/2503.03819>
- Dax, M., Green, S. R., Gair, J., et al. 2021, *Physical Review Letters*, 127, doi: [10.1103/physrevlett.127.241103](https://doi.org/10.1103/physrevlett.127.241103)
- Dax, M., Green, S. R., Gair, J., et al. 2025, *Nature*, 639, 49, doi: [10.1038/s41586-025-08593-z](https://doi.org/10.1038/s41586-025-08593-z)
- Dirmeier, S., Hong, Y., Xin, Y., & Perez-Cruz, F. 2023, <https://arxiv.org/abs/2311.00377>
- Durkan, C., Bekasov, A., Murray, I., & Papamakarios, G. 2019, <https://arxiv.org/abs/1906.04032>
- Edelman, B., Farr, B., & Doctor, Z. 2023, *Astrophys. J.*, 946, 16, doi: [10.3847/1538-4357/acb5ed](https://doi.org/10.3847/1538-4357/acb5ed)
- Fragos, T., J. Andrews, J., Bavera, S. S., et al. 2023, *The Astrophysical Journal Supplement Series*, 264, 45, doi: [10.3847/1538-4365/ac90c1](https://doi.org/10.3847/1538-4365/ac90c1)
- Gal, Y., & Ghahramani, Z. 2016, <https://arxiv.org/abs/1506.02142>
- Ganaie, M., Hu, M., Malik, A., Tanveer, M., & Suganthan, P. 2022, *Engineering Applications of Artificial Intelligence*, 115, 105151, doi: [10.1016/j.engappai.2022.105151](https://doi.org/10.1016/j.engappai.2022.105151)
- Gerosa, D., & Fishbach, M. 2021, *Nature Astron.*, 5, 749, doi: [10.1038/s41550-021-01398-w](https://doi.org/10.1038/s41550-021-01398-w)
- Grathwohl, W., Chen, R. T. Q., Bettencourt, J., Sutskever, I., & Duvenaud, D. 2018, <https://arxiv.org/abs/1810.01367>
- He, W., Jiang, Z., Xiao, T., Xu, Z., & Li, Y. 2025, <https://arxiv.org/abs/2302.13425>
- Heinzel, J., Mould, M., Álvarez-López, S., & Vitale, S. 2025, *Phys. Rev. D*, 111, 063043, doi: [10.1103/PhysRevD.111.063043](https://doi.org/10.1103/PhysRevD.111.063043)
- Hoffman, M., Blei, D. M., Wang, C., & Paisley, J. 2013, <https://arxiv.org/abs/1206.7051>
- Hoffman, M. D., & Gelman, A. 2011, <https://arxiv.org/abs/1111.4246>
- Hüllermeier, E., & Waegeman, W. 2021, *Machine Learning*, 110, 457–506, doi: [10.1007/s10994-021-05946-3](https://doi.org/10.1007/s10994-021-05946-3)
- Kingma, D. P., & Ba, J. 2017, <https://arxiv.org/abs/1412.6980>
- Lipman, Y., Chen, R. T. Q., Ben-Hamu, H., Nickel, M., & Le, M. 2023, <https://arxiv.org/abs/2210.02747>
- Mandel, I., & de Mink, S. E. 2016, *Mon. Not. Roy. Astron. Soc.*, 458, 2634, doi: [10.1093/mnras/stw379](https://doi.org/10.1093/mnras/stw379)
- Mandel, I., & Farmer, A. 2022, *Phys. Rept.*, 955, 1, doi: [10.1016/j.physrep.2022.01.003](https://doi.org/10.1016/j.physrep.2022.01.003)
- Mapelli, M. 2020a, *Proc. Int. Sch. Phys. Fermi*, 200, 87, doi: [10.3254/ENFI200005](https://doi.org/10.3254/ENFI200005)
- Mapelli, M. 2020b, *Front. Astron. Space Sci.*, 7, 38, doi: [10.3389/fspas.2020.00038](https://doi.org/10.3389/fspas.2020.00038)
- Marchant, P., Langer, N., Podsiadlowski, P., Tauris, T. M., & Moriya, T. J. 2016, *Astron. Astrophys.*, 588, A50, doi: [10.1051/0004-6361/201628133](https://doi.org/10.1051/0004-6361/201628133)
- Mould, M., Wolfe, N. E., & Vitale, S. 2025, <https://arxiv.org/abs/2504.07197>
- Nemani, V., Biggio, L., Huan, X., et al. 2023, *Mechanical Systems and Signal Processing*, 205, 110796, doi: <https://doi.org/10.1016/j.ymssp.2023.110796>
- Paczynski, B. 1976, in *Structure and Evolution of Close Binary Systems*, ed. P. Eggleton, S. Mitton, & J. Whelan, Vol. 73, 75
- Papamakarios, G., Nalisnick, E., Rezende, D. J., Mohamed, S., & Lakshminarayanan, B. 2021, <https://arxiv.org/abs/1912.02762>
- Papamakarios, G., Pavlakou, T., & Murray, I. 2018, <https://arxiv.org/abs/1705.07057>
- Papamakarios, G., Sterratt, D. C., & Murray, I. 2019, <https://arxiv.org/abs/1805.07226>
- Paszke, A., Gross, S., Chintala, S., et al. 2017, in *NIPS-W*
- Paxton, B., Bildsten, L., Dotter, A., et al. 2011, *ApJS*, 192, 3, doi: [10.1088/0067-0049/192/1/3](https://doi.org/10.1088/0067-0049/192/1/3)
- Paxton, B., Cantiello, M., Arras, P., et al. 2013, *ApJS*, 208, 4, doi: [10.1088/0067-0049/208/1/4](https://doi.org/10.1088/0067-0049/208/1/4)
- Paxton, B., Marchant, P., Schwab, J., et al. 2015, *ApJS*, 220, 15, doi: [10.1088/0067-0049/220/1/15](https://doi.org/10.1088/0067-0049/220/1/15)
- Paxton, B., Schwab, J., Bauer, E. B., et al. 2018, *ApJS*, 234, 34, doi: [10.3847/1538-4365/aaa5a8](https://doi.org/10.3847/1538-4365/aaa5a8)
- Paxton, B., Smolec, R., Schwab, J., et al. 2019, *ApJS*, 243, 10, doi: [10.3847/1538-4365/ab2241](https://doi.org/10.3847/1538-4365/ab2241)
- Phan, D., Pradhan, N., & Jankowiak, M. 2019, arXiv preprint arXiv:1912.11554
- Poli, M., Massaroli, S., Yamashita, A., Asama, H., & Park, J. 2020, <https://arxiv.org/abs/2009.09346>

- Postnov, K., & Yungelson, L. 2006, *Living Rev. Rel.*, 9, 6, doi: [10.12942/lrr-2006-6](https://doi.org/10.12942/lrr-2006-6)
- Ray, A., Magaña Hernandez, I., Breivik, K., & Creighton, J. 2024, <https://arxiv.org/abs/2404.03166>
- Ray, A., Magaña Hernandez, I., Mohite, S., Creighton, J., & Kapadia, S. 2023, *Astrophys. J.*, 957, 37, doi: [10.3847/1538-4357/acf452](https://doi.org/10.3847/1538-4357/acf452)
- Rezende, D. J., & Mohamed, S. 2016, <https://arxiv.org/abs/1505.05770>
- Riley, J., & Mandel, I. 2023, *Astrophys. J.*, 950, 80, doi: [10.3847/1538-4357/accf90](https://doi.org/10.3847/1538-4357/accf90)
- Talbot, C., & Thrane, E. 2018, *Astrophys. J.*, 856, 173, doi: [10.3847/1538-4357/aab34c](https://doi.org/10.3847/1538-4357/aab34c)
- van den Heuvel, E. P. J., Portegies Zwart, S. F., & de Mink, S. E. 2017, *Mon. Not. Roy. Astron. Soc.*, 471, 4256, doi: [10.1093/mnras/stx1430](https://doi.org/10.1093/mnras/stx1430)
- van Son, L. A. C., de Mink, S. E., Callister, T., et al. 2022, *Astrophys. J.*, 931, 17, doi: [10.3847/1538-4357/ac64a3](https://doi.org/10.3847/1538-4357/ac64a3)
- Wen, L. 2003, *Astrophys. J.*, 598, 419, doi: [10.1086/378794](https://doi.org/10.1086/378794)
- Whang, J., Lindgren, E. M., & Dimakis, A. G. 2021, <https://arxiv.org/abs/2002.11743>
- Zevin, M., Spera, M., Berry, C. P. L., & Kalogera, V. 2020, *Astrophys. J. Lett.*, 899, L1, doi: [10.3847/2041-8213/aba74e](https://doi.org/10.3847/2041-8213/aba74e)
- Zevin, M., Bavera, S. S., Berry, C. P. L., et al. 2021, *Astrophys. J.*, 910, 152, doi: [10.3847/1538-4357/abe40e](https://doi.org/10.3847/1538-4357/abe40e)