

High-order anisotropic flow and nonlinear hydrodynamic responses

Owen Horecny^{1,*} and Chun Shen^{1,†}

¹*Department of Physics and Astronomy, Wayne State University, Detroit, Michigan, 48201, USA*

In this work, we study the charged hadron anisotropic flow coefficients v_n (up to $n = 12$) using high-statistics event-by-event simulations of Pb+Pb collisions at $\sqrt{s_{\text{NN}}} = 5.02$ and 5.36 TeV, employing the IP-Glasma + MUSIC + UrQMD hybrid approach. The power spectra of anisotropic flow coefficients ($v_n\{2\}$ vs. n) are compared with the ALICE measurements from central to 50% centrality. To understand the various sources contributing to the high-order v_n coefficients, we analyze the nonlinear mode coefficients for high-order anisotropic flow coefficients using different approximations and make comparisons with available measurements.

I. INTRODUCTION

High-energy relativistic nuclear experiments at the Relativistic Heavy-Ion Collider (RHIC) and the Large Hadron Collider (LHC) have given us insight into the formation of nuclear matter in extreme conditions, i.e., the Quark Gluon Plasma (QGP) [1–7]. In general, the dynamical evolution of a heavy-ion collision goes through three distinct phases: an early-stage pre-equilibrium phase where the system expands primarily in the longitudinal direction and preserves its transverse geometry while evolving towards chemical and thermal equilibrium [8, 9]; a hydrodynamic phase where local pressure gradients drive the medium’s expansion and convert the fireball’s shape to flow velocity distribution [10–12]; and a “freeze-out” phase where the QGP undergoes hadronization and falling apart from each other [13–15]. Experimental measurements in high-energy heavy-ion collisions have demonstrated that the strongly coupled nature of QGP converts the local pressure gradients into anisotropic flows, driven by the geometric shape of the interaction zone. These flow patterns imprint themselves on the azimuthal variations of the momentum distributions of final-state hadrons. In analogy to how primordial quantum fluctuations evolved in our early universe via inflation, hydrodynamic expansion translates the initial shape fluctuations of heavy-ion collisions into a power spectrum of anisotropic flow coefficients for final-state hadrons.

The event-by-event anisotropic flow coefficients $\{V_n\}$ are defined via a Fourier expansion of the azimuthal distribution of the final-state particles,

$$\frac{dN}{dy p_\perp dp_\perp d\phi} = \frac{1}{2\pi} \frac{dN}{dy p_\perp dp_\perp} \sum_{n=-\infty}^{n=+\infty} V_n e^{-in\phi}, \quad (1)$$

where the n -th order anisotropic flow coefficient V_n is a complex number, $V_n \equiv v_n \exp(in\Psi_n)$ with the real v_n and Ψ_n as its magnitude and phase, respectively. From the definition, we have $V_{-n} = V_n^*$. Because the

impact parameters of collision events can not be measured and are randomly oriented in the transverse plane event by event, the event-averaged anisotropic flow vector $\langle V_n \rangle = 0$ for an ensemble of collision events. Experiments measure v_n via multi-particle correlations in which the global phase among the flow vectors cancel each other, e.g., $C_n\{2\} = \langle V_n V_n^* \rangle$ and $C_{mnk}\{3\} = \langle V_m V_n V_k^* \rangle$ with $m + n = k$ [16, 17].

The elliptic and triangular flow coefficients V_2 and V_3 show strong correlations with the second and third-order deformation of the initial density profile characterized by initial eccentricity \mathcal{E}_n defined as [18–20]

$$\mathcal{E}_n = \varepsilon_n e^{in\Psi_n^{\text{PP}}} = -\frac{\int d^2r e(r, \phi) e^{in\phi}}{\int d^2r e(r, \phi)}, \quad (2)$$

where the weight $e(r, \phi)$ is the initial energy density profile. For harmonic order $n = 2, 3$, the anisotropic flow coefficients show strong linear responses to the collision geometry, $V_n = k_n \mathcal{E}_n$. The high-order anisotropic flow coefficient V_n ($n > 3$) not only exhibits dependence on the n -th order eccentricity \mathcal{E}_n of the initial density profile, probing fine details about the medium at small length scales, it also receives contributions from the low-order deformation via nonlinear interactions during the hydrodynamic evolution, serving as a potential probe for the QGP viscosity and speed of sound in the equation of state for dense nuclear matter [21, 22].

The high statistics runs from the LHC experiments have recently pushed flow correlation measurements to multi-particles, such as $v_2\{10\}$ [23], and high-order flow harmonics. The ALICE Collaboration has recently measured two-particle charged hadron anisotropic flow coefficients $v_n\{2\}$ up to $n = 9$ in Pb-Pb collisions at $\sqrt{s_{\text{NN}}} = 5.02$ TeV [24]. In this paper, we will perform high-statistics numerical simulations to make theoretical comparisons with these measurements. We will quantify the relative contributions of linear and nonlinear modes to the high-order v_n for $n = 4 - 9$, providing insight into these measurements.

The rest of the paper is organized as follows. Section II will outline the formalism for analyzing linear and nonlinear contributions in high-order anisotropic flow harmonics. We will then compare our numerical results and ALICE measurements in Sec. III. We will conclude in Sec. IV.

* hi6127@wayne.edu

† chunshen@wayne.edu

II. LINEAR AND NONLINEAR ANISOTROPIC FLOW RESPONSES

We can generally decompose the complex high-order anisotropic flow coefficients V_n ($n \geq 4$) into linear and nonlinear terms, where the linear term represents a response to the initial geometry deformation at the same order (\mathcal{E}_n). The nonlinear modes arise from fluctuations in lower-order harmonics ($m < n$) [25]. Let us start with the decomposition of V_4 and V_5 as follows,

$$V_4 = V_{4L} + \chi_{4,22} V_2^2 \quad (3)$$

$$V_5 = V_{5L} + \chi_{5,23} V_2 V_3, \quad (4)$$

where V_{4L} and V_{5L} are the linear contributions, $\chi_{4,22}$ and $\chi_{5,23}$ are the nonlinear mode coefficients. The linear flow coefficients are defined to be orthogonal to the nonlinear terms,

$$\langle V_{4L}(V_2^2)^* \rangle \equiv 0 \text{ and } \langle V_{5L}(V_2 V_3)^* \rangle \equiv 0. \quad (5)$$

Using these conditions, we can obtain the nonlinear mode coefficients as follows,

$$\chi_{4,22} = \frac{\langle V_4(V_2^*)^2 \rangle}{\langle |V_2|^4 \rangle} \quad (6)$$

$$\chi_{5,23} = \frac{\langle V_5 V_2^* V_3^* \rangle}{\langle |V_2|^2 |V_3|^2 \rangle}. \quad (7)$$

Plugging the values of Eqs. (6) and (7) into Eqs. (3) and (4), respectively, we obtain the event-by-event linear flow

vectors,

$$V_{4L} = V_4 - \chi_{4,22} V_2^2 \quad (8)$$

$$V_{5L} = V_5 - \chi_{5,23} V_2 V_3. \quad (9)$$

Finally, we can compute the RMS of the linear flow coefficients $\sqrt{\langle |V_{4L}|^2 \rangle}$ and $\sqrt{\langle |V_{5L}|^2 \rangle}$ over an ensemble of collision events.

For higher-order anisotropic flow coefficients V_n with $n \geq 6$, their decompositions are more complex, and they read as follows [26–28],

$$V_6 = V_{6L} + \chi_{6,222} V_2^3 + \chi_{6,33} V_3^2 + \chi_{6,24} V_2 V_4L \quad (10)$$

$$V_7 = V_{7L} + \chi_{7,223} V_2^2 V_3 + \chi_{7,25} V_2 V_5L + \chi_{7,34} V_3 V_{4L} \quad (11)$$

$$V_8 = V_{8L} + \chi_{8,2222} V_2^4 + \chi_{8,233} V_2 V_3^2 + \chi_{8,224} V_2^2 V_{4L} + \chi_{8,26} V_2 V_{6L} + \chi_{8,35} V_3 V_{5L} + \chi_{8,44} V_{4L}^2 \quad (12)$$

$$V_9 = V_{9L} + \chi_{9,2223} V_2^3 V_3 + \chi_{9,333} V_3^3 + \chi_{9,234} V_2 V_3 V_{4L} + \chi_{9,225} V_2^2 V_{5L} + \chi_{9,27} V_2 V_{7L} + \chi_{9,36} V_3 V_{6L} + \chi_{9,45} V_{4L} V_{5L}. \quad (13)$$

Again, we define the linear flow coefficients as independent of all the nonlinear terms in the decomposition. Take V_6 as an example,

$$\langle V_{6L}(V_2^3)^* \rangle \equiv 0, \langle V_{6L}(V_3^2)^* \rangle \equiv 0, \langle V_{6L}(V_2 V_{4L})^* \rangle \equiv 0. \quad (14)$$

With these conditions, we can solve the nonlinear mode coefficients as a matrix equation as follows,

$$\begin{pmatrix} \langle (V_2^3)^* V_6 \rangle \\ \langle (V_3^2)^* V_6 \rangle \\ \langle V_2^* V_{4L}^* V_6 \rangle \end{pmatrix} = \begin{pmatrix} \langle |V_2|^6 \rangle & \langle (V_2^3)^* V_3^2 \rangle & \langle (V_2^3)^* V_2 V_{4L} \rangle \\ \langle (V_3^2)^* V_2^3 \rangle & \langle |V_3|^4 \rangle & \langle (V_3^2)^* V_2 V_{4L} \rangle \\ \langle V_2^* V_{4L}^* V_2^3 \rangle & \langle V_2^* V_{4L}^* V_3^2 \rangle & \langle |V_2|^2 |V_{4L}|^2 \rangle \end{pmatrix} \begin{pmatrix} \chi_{6,222} \\ \chi_{6,33} \\ \chi_{6,24} \end{pmatrix}. \quad (15)$$

Once we solve all three nonlinear mode coefficients together, we can compute the event-by-event linear flow vector as

$$V_{6L} = V_6 - \chi_{6,222} V_2^3 - \chi_{6,33} V_3^2 - \chi_{6,24} V_2 V_{4L}. \quad (16)$$

Similarly, based on Eqs. (11), (12), and (13), we can construct a 3×3 matrix equation for V_7 , a 6×6 matrix equation for V_8 , and a 7×7 matrix equation for V_9 , respectively.

All the flow correlations in Eq. (15) are real after event averaging because one can swap the particle pairs in the flow vectors and their complex conjugate. We expect the nonlinear mode coefficients χ to be real in general. We verified numerically that all the imaginary parts of

the nonlinear mode coefficients are consistent with zero within statistical fluctuations.

One may wonder why the nonlinear terms do not include the directed flow V_1 in the decompositions. In Appendix B, we will show that the directed flow coefficient decouples from all the higher-order anisotropic flow coefficients. Similar results were demonstrated in Ref. [26]. Its related nonlinear terms have negligible contributions in our analysis.

We note that the nonlinear mode coefficients measured

by the ALICE Collaboration were defined as [24],

$$\chi'_{6,222} = \frac{\langle V_6(V_2^3)^* \rangle}{\langle |V_2|^6 \rangle}, \quad \chi'_{6,33} = \frac{\langle V_6(V_3^2)^* \rangle}{\langle |V_3|^4 \rangle}, \quad (17)$$

$$\chi'_{6,24} = \frac{\langle V_6(V_2 V_{4L})^* \rangle}{\langle |V_2|^2 |V_{4L}|^2 \rangle}, \quad \chi'_{7,223} = \frac{\langle V_7(V_2^2 V_3)^* \rangle}{\langle |V_2|^4 |V_3|^2 \rangle}. \quad (18)$$

They correspond to the solutions when ignoring the off-diagonal elements in the matrix equations for V_6 (in Eq. (15)) and V_7 . In the next section, we will quantify the effects of including off-diagonal elements on the extracted nonlinear mode coefficients.

III. PHENOMENOLOGICAL STUDY AT THE LHC

In this work, we employ the IP-Glasma + MUSIC + UrQMD hybrid framework [29–32] to study the high-order anisotropic flow coefficients and their decompositions into the linear flow and nonlinear mode coefficients. All the model parameters are specified in Ref. [32]. We simulate 300K hydrodynamic events for minimum bias Pb+Pb collisions at $\sqrt{s_{NN}} = 5.02$ TeV.

Because the UrQMD transport model [33, 34] simulates the hadronic dynamics with the Monte-Carlo method, we construct the anisotropic flow vectors of individual hydrodynamic events with the final-state charged hadrons from multiple (oversampled) hadronic events [35],

$$V_n = \frac{1}{N} \sum_{j=1}^N e^{in\phi_j}, \quad (19)$$

where the summation runs over all final-state charged hadrons from the UrQMD events sampled from the same hydrodynamic hypersurface [15]. The average number of oversampled hadronic events is about 100 per hydrodynamic event. Because our simulations assume longitudinal boost invariance, we include particles within a large rapidity region to compute the anisotropic flow vectors, thereby increasing statistics further. We checked that the $v_n\{2\}$ results are within a 2% difference between flow vectors from $|\eta| \in [0.4, 0.8]$ and those with $|\eta| \in [0.4, 3.2]$. At the same time, the latter rapidity cut increases the statistics by a factor of 49 for two-particle correlations.

In every hydrodynamic event, we compute two sub-event anisotropic flow vectors, namely $\{V_n^A\}$ with kinematic cuts $p_T \in [0.2, 3]$ GeV and $\eta \in [-3.2, -0.4]$ and $\{V_n^B\}$ using charged hadrons with $p_T \in [0.2, 3]$ GeV and $\eta \in [0.4, 3.2]$. We compute $v_n\{2\}$ as

$$\begin{aligned} v_n\{2\} &= \sqrt{\Re\{\langle V_n^A(V_n^B)^* \rangle\}} \\ &= \sqrt{\frac{1}{2} \langle V_n^A(V_n^B)^* + (V_n^A)^* V_n^B \rangle}. \end{aligned} \quad (20)$$

The inner product of the two complex vectors imposes a rapidity gap of $|\Delta\eta| \geq 0.8$ for all particle pairs. The equation on the second line doubles the statistics. When computing multiple-particle correlations (with more than two particles) for the nonlinear mode coefficients, we use one subevent flow vector for all the complex conjugate terms and the other for the normal flow vectors. The over-sampling factor suppresses self-correlations, which have negligible effects on the multi-particle correlations.

Appendix A presents a few numerical tests which verify that the simulated high-order $v_n\{2\}$ coefficients have less than 10% relative numerical uncertainty.

A. The anisotropic flow power spectrum

The power spectrum of temperature fluctuations is a powerful tool for studying cosmic microwave background (CMB) radiation [36]. In central Pb+Pb collisions, all the anisotropic harmonic flow coefficients are driven by event-by-event fluctuations. Ref. [37] proposed that $v_n\{2\}$ as a power spectrum has the dependence $v_n\{2\} \propto \exp[-bn^2]$, where the coefficient b depends on the specific viscosity used in the hydrodynamic simulations.

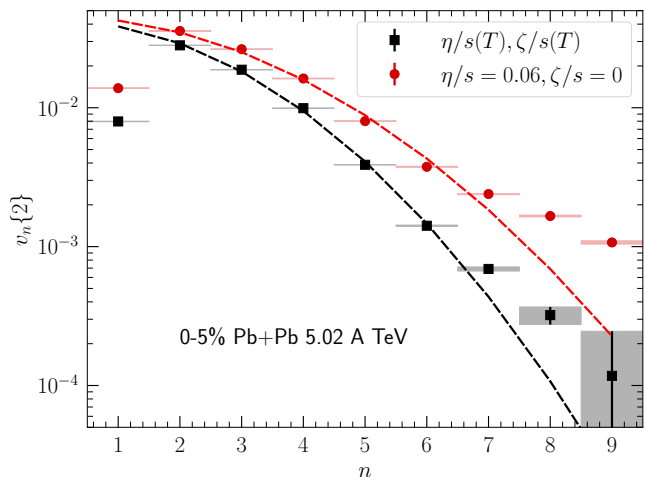


FIG. 1. The power spectrum of anisotropic flow coefficients $v_n\{2\}$ with two choices of specific viscosity used in the hydrodynamic simulations. The dashed lines are fits with the functional form, $v_n\{2\}(n) = ae^{-bn^2}$.

Figure 1 shows the $v_n\{2\}$ power spectrum in 0-5% Pb+Pb collisions at $\sqrt{s_{NN}} = 5.02$ TeV. In addition to the default simulations with temperature-dependent shear and bulk viscosity calibrated in Ref. [32], we also show a reference result using a constant $\eta/s = 0.06$ and $\zeta/s = 0$ for comparison. The power spectrum in Fig. 1 shows that the high-order $v_n\{2\}$ coefficients have strong sensitivity to the viscosity used in the simulations. For both cases, the anisotropic flow coefficients $v_2\{2\}$ to $v_6\{2\}$ show the $\exp[-bn^2]$ dependence and the coefficient b is smaller for

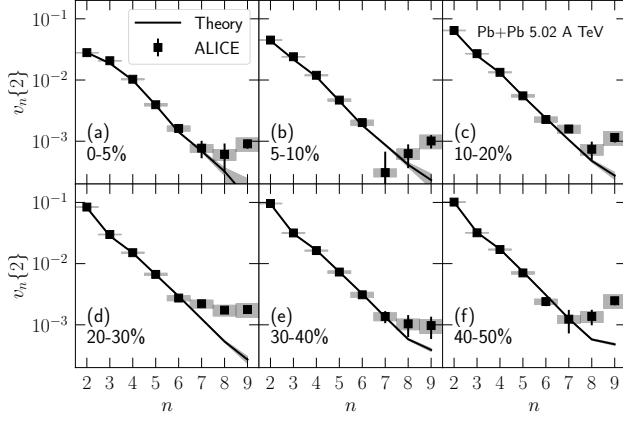


FIG. 2. Charged hadron anisotropic flow coefficients $v_n\{2\}$ ($n = 2 - 9$) in Pb+Pb collisions at $\sqrt{s_{NN}} = 5.02$ TeV compared with the ALICE measurements [24]. Individual panels present the results in different centrality bins from central up to 50%.

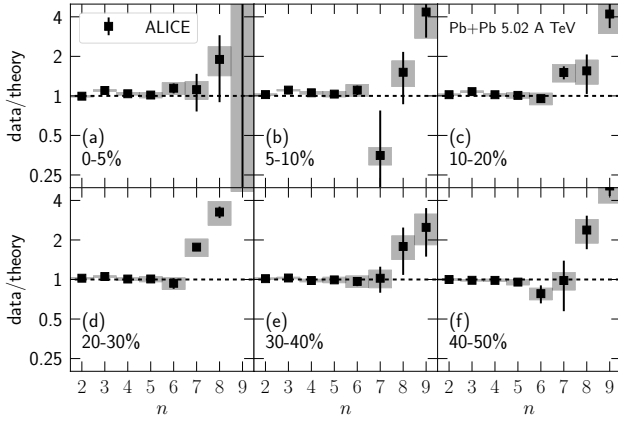


FIG. 3. The charged hadron $v_n\{2\}$ ratios for data over theory as functions of the harmonic order from Fig. 2.

the $\eta/s = 0.06, \zeta/s = 0$ case. The high-order $v_n\{2\}$ with $n \geq 7$ decays slower than e^{-n^2} .

Figure 2 shows the comparison with the ALICE measurement on anisotropic flow coefficients $v_n\{2\}$ as functions of the harmonic order n for six centrality bins in Pb+Pb collisions at $\sqrt{s_{NN}} = 5.02$ TeV. Figure 3 shows the ratios between the experimental measurements and the theoretical calculations. We note that the model calibration performed in Ref. [32] only focused on $v_2\{2\}$ measurements. Remarkably, the IP-Glasma initial conditions can provide a simultaneous and accurate description of the ALICE measurements from $v_2\{2\}$ up to $v_7\{2\}$ over all the centrality bins. This comparison demonstrates that the IP-Glasma model captures initial-state fluctuations over a wide range of scales [38]. Looking at higher-order flow coefficients, we observe that the ALICE measured $v_8\{2\}$ and $v_9\{2\}$ saturate around 1×10^{-3} , while our theoretical results continue to decay exponentially.

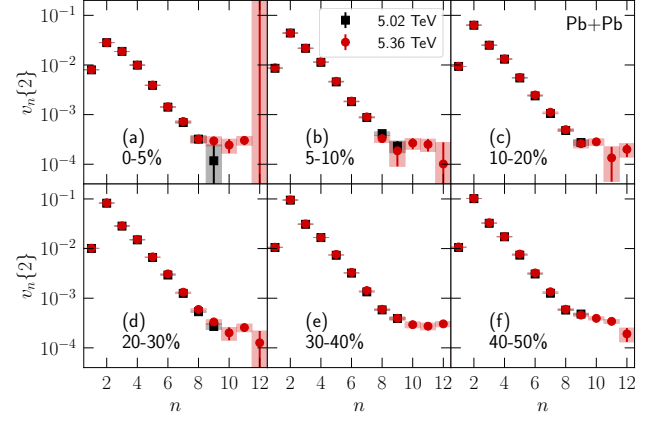


FIG. 4. Model prediction for charged hadron $v_n\{2\}$ as a function of n ($n = 1 - 12$) in Pb+Pb collisions at $\sqrt{s_{NN}} = 5.36$ TeV.

Figure 4 shows our model predictions for the anisotropic flow power spectra in Pb+Pb at $\sqrt{s_{NN}} = 5.36$ TeV. Based on the numerical convergent tests shown in Appendix A, we estimate that the extrapolated numerical uncertainties for the higher-order coefficients $v_{10}\{2\}$ to $v_{12}\{2\}$ should be comparable with their statistical errors shown in Fig. 4. Therefore, we extend our model prediction for the anisotropic flow power spectrum up to $v_{12}\{2\}$. The results for $v_2\{2\}$ to $v_9\{2\}$ are within 5% difference to those at 5.02 TeV. We observe that the high-order $v_n\{2\}$ coefficients with $n \geq 10$ saturate their values around 10^{-4} in our simulations.

B. Anisotropic flow mode decomposition for $v_4 - v_9$

In this section, we perform mode decomposition for anisotropic flow coefficients V_4 to V_9 in Pb+Pb collisions at $\sqrt{s_{NN}} = 5.02$ TeV.

Figure 5 shows the nonlinear mode coefficients com-

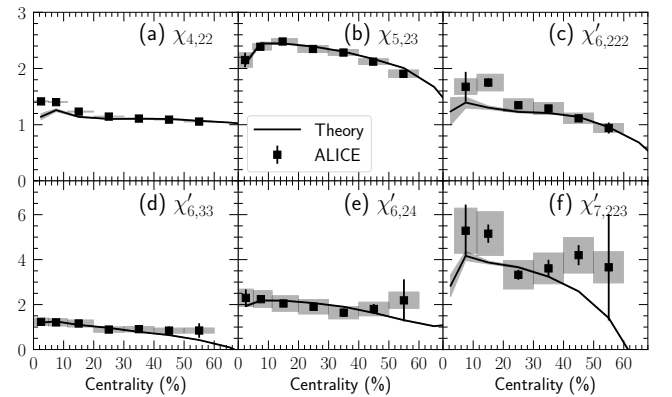


FIG. 5. Nonlinear mode coefficients for high-order anisotropic flow coefficients compared with the ALICE measurements in Pb+Pb collisions at $\sqrt{s_{NN}} = 5.02$ TeV [24].

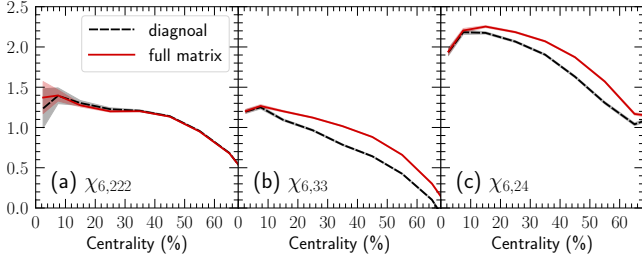


FIG. 6. The nonlinear mode coefficients for v_6 by solving the full matrix equation vs. only including the diagonal elements.

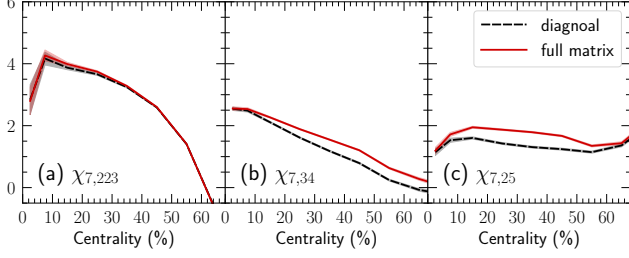


FIG. 7. The nonlinear mode coefficients for v_7 by solving the full matrix equation vs. only including the diagonal elements.

pared with the ALICE measurements [24] for several centrality bins in Pb+Pb collisions at $\sqrt{s_{NN}} = 5.02$ TeV. For apples to apples comparisons, we compute the nonlinear mode coefficients according to Eqs. (17) and (18) for V_6 and V_7 . Overall, we find a good agreement between our model results and the ALICE measurements, demonstrating our hybrid model as a precision tool for these observables.

We note that our model underestimates the values of $\chi_{4,22}$ by 15% in 0-10% central Pb+Pb collisions, where the ALICE data rises faster than our model. Based on a detailed comparison with the ALICE measurements on $v_2\{2\}$, $v_4\{2\}$, and $v_{4,22}$ observables, we find that the difference in $\chi_{4,22}$ mainly comes from the correlation $\langle V_4(V_2^2)^* \rangle$ in central collisions, suggesting that the comparison can be improved if we allow for a non-zero elliptical (β_2) deformation of the Pb nucleus.

As we have pointed out in the previous section, the nonlinear mode coefficients ALICE measured for V_6 and V_7 neglected the off-diagonal matrix elements in the decomposition procedure. Figures 6 and 7 study the impact of such approximation on the nonlinear mode coefficients of V_6 and V_7 . We find that the nonlinear mode coefficients $\chi_{6,222}$ and $\chi_{7,223}$ are not affected. Meanwhile, the values of $\chi_{6,33}$ and $\chi_{6,24}$ are larger when the off-diagonal elements are included. Based on Eq. (15), our results indicate that the $\langle (V_3^2)^* V_2 V_{4L} \rangle$ correlation gives a sizable contribution to the mode decomposition. For the mode decomposition for V_7 , the coefficients $\chi_{7,34}$ and $\chi_{7,25}$ exhibit a similar situation.

Figures 8 and 9 present our model predictions for the nonlinear mode coefficients for V_8 and V_9 . They can be

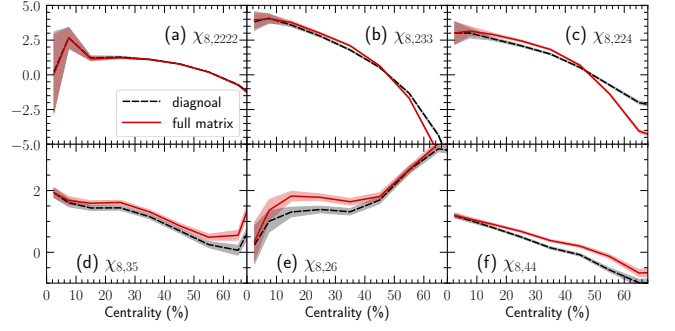


FIG. 8. The nonlinear mode coefficients for v_8 by solving the full matrix equation vs. only including the diagonal elements.

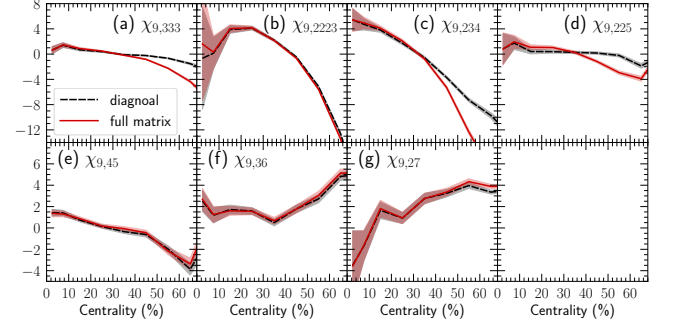


FIG. 9. The nonlinear mode coefficients for v_9 by solving the full matrix equation vs. only including the diagonal elements.

compared with future experimental measurements from the high-precision data. Unlike most nonlinear mode coefficients for V_4 to V_7 , which are all positive below 60% centrality, some coefficients are negative for V_8 and V_9 in semi-peripheral collisions. Here, we also check the impact of solving the full matrix equation vs. only the diagonal components. We found the impacts from the off-diagonal elements are generally small for V_8 's and V_9 's nonlinear mode coefficients. Nevertheless, there are some sizable effects on $\chi_{8,224}$, $\chi_{8,44}$, $\chi_{9,333}$, $\chi_{9,234}$, and $\chi_{9,225}$ in semi-peripheral Pb+Pb collisions.

After performing the mode decomposition, we obtain the event-by-event linear flow coefficients V_{nL} for high-order anisotropic flow. Figures 10 and 11 compare their RMS values $\sqrt{\langle |V_{nL}|^2 \rangle}$ with the $v_n\{2\}$ in several centrality bins in Pb+Pb collisions at $\sqrt{s_{NN}} = 5.02$ TeV. In central collisions, we find that the linear mode coefficients play a dominant role in $v_n\{2\}$ for all orders of n . In semi-peripheral collisions (20-50%), the lowest-order elliptic flow coefficients are large because they receive contributions from the global collision geometry. Its related nonlinear terms become important for high-order anisotropic flow coefficients. Interestingly, Figure 11 shows the ratio $\sqrt{\langle |V_{nL}|^2 \rangle}/v_n\{2\}$ is non-monotonic as a function of n . The maximum mixture between the linear and nonlinear flow modes occurs at $n = 6$ in our model, at which the linear flow mode $\sqrt{\langle |V_{nL}|^2 \rangle}$ is about half of the $v_n\{2\}$. The nonlinear terms in the higher-order anisotropic flow

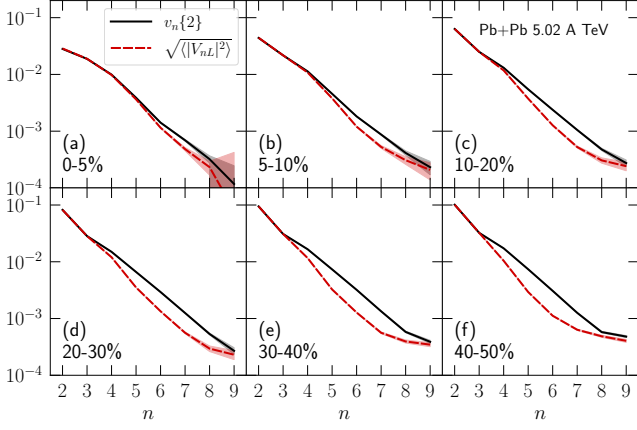


FIG. 10. The RMS linear mode coefficients $\sqrt{\langle |V_{nL}|^2 \rangle}$ are compared with $v_n\{2\}$ in Pb+Pb collisions at $\sqrt{s_{NN}} = 5.02$ TeV.

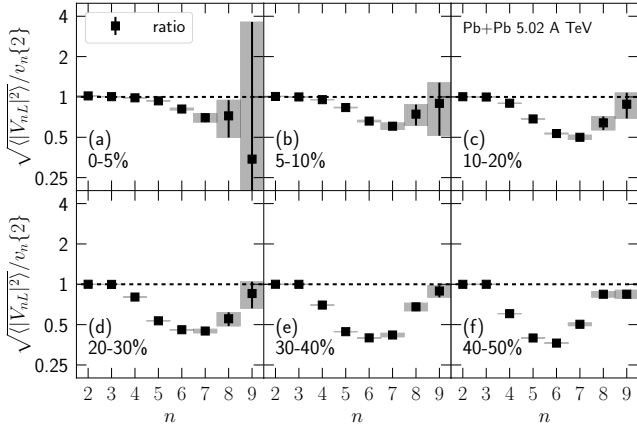


FIG. 11. The ratio of the RMS linear mode coefficients $\sqrt{\langle |V_{nL}|^2 \rangle}$ over $v_n\{2\}$ in Pb+Pb collisions at $\sqrt{s_{NN}} = 5.02$ TeV.

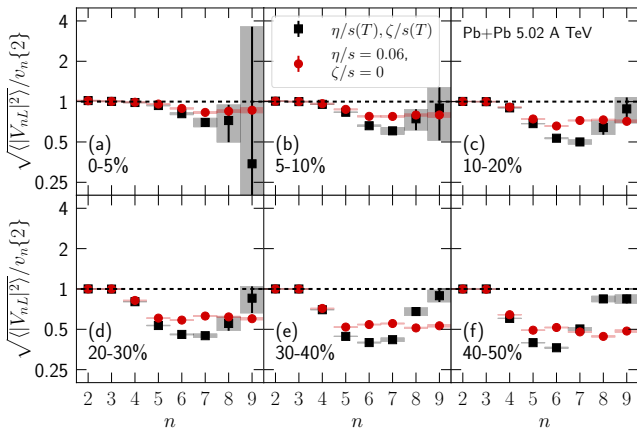


FIG. 12. The ratio of the RMS linear mode coefficients $\sqrt{\langle |V_{nL}|^2 \rangle}$ over $v_n\{2\}$ with different QGP viscosities in Pb+Pb collisions at $\sqrt{s_{NN}} = 5.02$ TeV.

coefficients ($n \geq 7$) become subdominant in $v_n\{2\}$ because of the viscous damping on the nonlinear modes. Figure 12 shows that the ratios of $\sqrt{\langle |V_{nL}|^2 \rangle}/v_n\{2\}$ remain around 0.5 for all $n \geq 5$ when the QGP fluid is less viscous ($\eta/s = 0.06, \zeta/s = 0$) in the simulations. It will be interesting to verify such behavior in future experimental measurements.

IV. CONCLUSION

In this work, we studied the anisotropic flow power spectrum with the IP-Glasma + MUSIC + UrQMD framework. The high-statistics simulations enable us to push the state-of-the-art event-by-event hybrid hydrodynamic + transport framework to compute anisotropic flow coefficients up to $v_{12}\{2\}$ in high-energy nuclear collisions. The anisotropic flow power spectrum exhibits a strong sensitivity to the viscosity employed in the simulations. With the model calibration limited to elliptic flow measurements, we find that the initial-state fluctuation power spectrum predicted by the IP-Glasma model yields remarkable agreement with ALICE measurements for $v_2\{2\}$ up to $v_7\{2\}$, spanning central to 50% centrality. Our results demonstrate that the IP-Glasma initial conditions capture fluctuations over a wide range of scales. In the meantime, the model underestimates the measured values of $v_8\{2\}$ and $v_9\{2\}$ in semi-peripheral collisions.

We also performed systematic nonlinear mode decomposition for high-order anisotropic flow coefficients up to the harmonic order $n = 9$. Based on our model calculations, solving the full matrix equation is crucial for obtaining the correct values of some nonlinear mode coefficients for high-order anisotropic flow coefficients with harmonic order $n \geq 6$. We provide model predictions for the nonlinear mode coefficients for V_8 and V_9 . We further compare the RMS of the linear flow components $\sqrt{\langle |V_{nL}|^2 \rangle}$ with $v_n\{2\}$. In semi-peripheral collisions, we find an interesting non-monotonic dependence of the ratios to $v_n\{2\}$ as a function of the harmonic order n with the calibrated QGP viscosity in the simulations. The maximum mixture between the linear and nonlinear modes happens at $n = 6$. The nonlinear modes for v_n with $n \geq 7$ are strongly damped by the viscosity compared to their linear modes. This finding is verified through simulations with low QGP viscosity, which show a significant nonlinear mode mixture for all high-order anisotropic flow coefficients. It will be interesting to search for these observations in the upcoming high-statistics experimental measurements.

ACKNOWLEDGMENTS

We thank Hendrik Roch and Björn Schenke for fruitful discussion. This work is supported by the U.S. Department of Energy, Office of Science, Office of Nuclear Physics, under DOE Award No. DE-SC0021969. C.S. ac-

knowledge a DOE Office of Science Early Career Award. This research was done using computational resources provided by the Open Science Grid (OSG) [39–42], which is supported by the National Science Foundation awards #2030508 and #2323298.

Appendix A: Numerical convergence of $v_n\{2\}$

To test the numerical convergence of our model results for high-order anisotropic flow coefficients, we run simulations at three different grid spacings and rotate every collision event with random angles before hydrodynamic simulations.

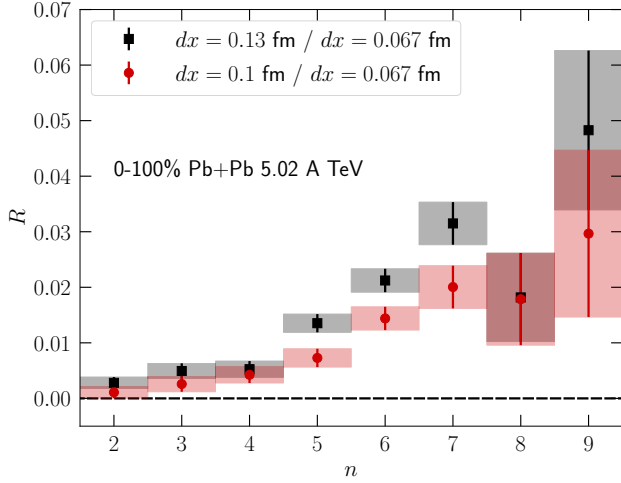


FIG. 13. The relative difference in $v_n\{2\}$ from two sets of numerical simulations with different grid spacings dx in the transverse plane.

Figure 13 shows the relative difference between $v_n\{2\}$ computed with different grid spacings in hydrodynamic simulations. The relative difference between two observables A and B is defined as

$$R \equiv \frac{|A - B|}{A + B}. \quad (\text{A1})$$

Here, we test the numerical convergence of $v_n\{2\}$ using minimum-bias collision events to maximize the available statistics. With such high-statistics simulations, we observe that the relative difference in $v_n\{2\}$ approaches zero systematically with decreasing grid spacing. The relative errors grow roughly as n^2 for v_n as a function of n . With a grid spacing of $dx = 0.067$ fm, the relative variation is smaller than 1% for $v_n\{2\}$ with $n \leq 5$ and 5% for $v_9\{2\}$.

Because hydrodynamic simulations utilize rectangular-shaped grids in the transverse plane, we perform convergence tests by rotating every collision event with random angles, ensuring that the rectangular grid is not aligned with any specific axis. Figure 14 shows that the relative variation is below 1% for $v_n\{2\}$ with $n \leq 6$. The relative difference increases to $\sim 5\%$ for $v_9\{2\}$.

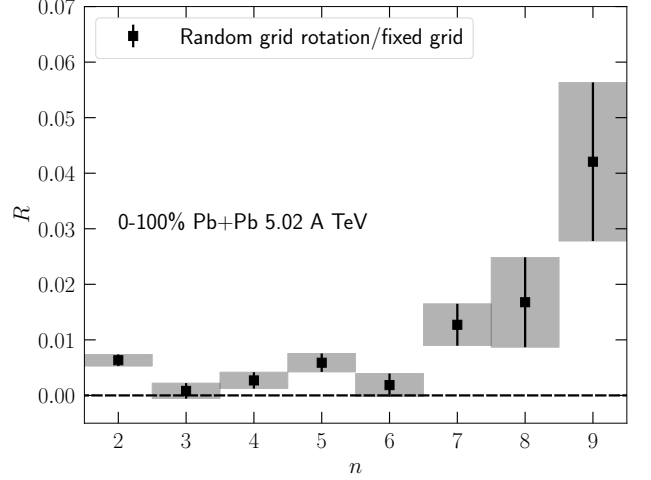


FIG. 14. The relative difference in $v_n\{2\}$ from two sets of numerical simulations with and without random grid rotations on the initial conditions for hydrodynamics. The grid spacing is $dx = 0.067$ fm in the transverse plane.

Based on these numerical tests, we can ensure that the relative numerical uncertainties in $v_n\{2\}$ are below 10%.

Appendix B: Decoupling of the directed flow V_1

The flow decomposition framework in Sec. II starts with the elliptic flow V_2 as the lowest order flow coefficient. However, the lowest order anisotropic flow coefficient in the standard Fourier expansion is the directed flow V_1 . Although the measured directed flow receives non-trivial contributions from global transverse momentum conservation on an event-by-event basis, the V_1 computed in the hybrid framework does not impose event-by-event correlations from these conservation laws. In this appendix, we will demonstrate that it is a good approximation to neglect nonlinear terms related to V_1 in the flow decomposition analysis.

Considering directed flow in the nonlinear decomposition, we can start the mode analysis for elliptic and triangular flow coefficients as follows,

$$V_2 = V_{2L} + \chi_{2,11} V_1^2 \quad (\text{B1})$$

$$V_3 = V_{3L} + \chi_{3,12} V_1 V_2. \quad (\text{B2})$$

We can carry out nonlinear mode decomposition and obtain the linear flow coefficients V_{2L} and V_{3L} .

Figure 15 shows the ratios of the RMS $\sqrt{\langle |V_{nL}|^2 \rangle}$ and $v_n\{2\}$ for elliptic and triangular flow. The ratios are extremely close to unity, indicating the linear flow mode dominates the flow, which is in line with our expectation that elliptic and triangular flow show good linear response to the initial-state eccentricities \mathcal{E}_2 and \mathcal{E}_3 , respectively.

To further examine the directed flow's impacts on V_4

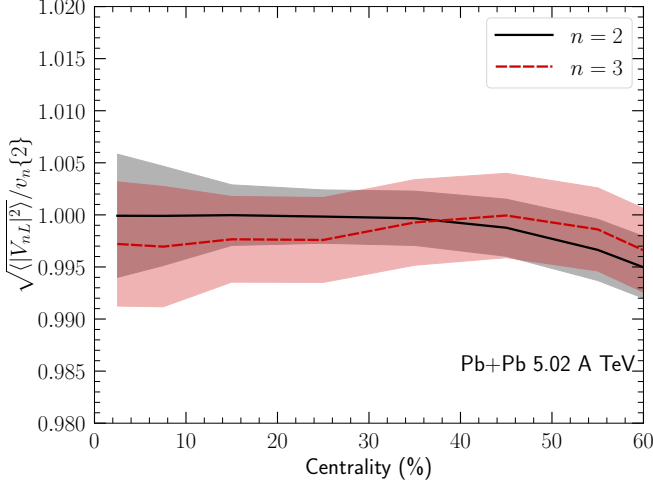


FIG. 15. The ratio of the RMS $\sqrt{\langle |V_{nL}|^2 \rangle}$ and $v_n\{2\}$ for $n = 2, 3$ including the nonlinear terms from the directed flow V_1 .

and V_5 , their decomposition equations are,

$$V_4 = V_{4L} + \chi_{4,22} V_{2L}^2 + \chi_{4,13} V_1 V_{3L} \quad (\text{B3})$$

$$V_5 = V_{5L} + \chi_{5,23} V_{2L} V_{3L} + \chi_{5,14} V_1 V_{4L} \quad (\text{B4})$$

Based on the results in Fig. 15, we can replace V_{2L} and V_{3L} by V_2 and V_3 , respectively. Similar to Eq. (15), we can solve the 2×2 matrix equations for the nonlinear mode coefficients for V_4 and V_5 when the V_1 terms are

present.

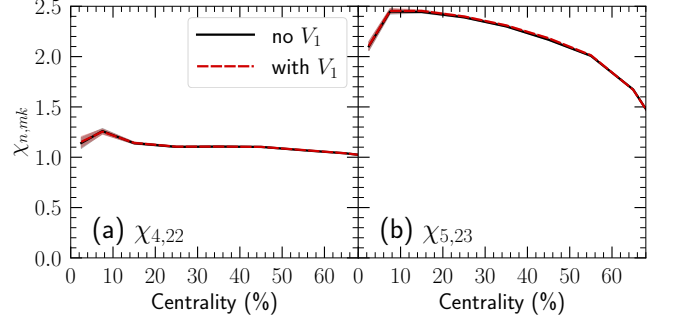


FIG. 16. The nonlinear response coefficients for v_4 and v_5 with and without the nonlinear coupling terms involving the directed flow V_1 .

Figure 16 shows the extracted nonlinear mode coefficients $\chi_{4,22}$ and $\chi_{5,23}$ with and without including the V_1 terms in the mode decomposition. We find negligible effects from the off-diagonal components in this case. We also checked that the extracted linear flow coefficients $\sqrt{\langle |V_{nL}|^2 \rangle}$ ($n = 4, 5$) are unaffected with and without the V_1 terms.

In summary, we have numerically verified that the directed flow V_1 is decoupled from the high-order anisotropic flow coefficients in the nonlinear mode decomposition. It is a good approximation to ignore all the nonlinear flow terms related to V_1 in the mode expansion for anisotropic flow.

-
- [1] E. Shuryak, Strongly coupled quark-gluon plasma in heavy ion collisions, *Rev. Mod. Phys.* **89**, 035001 (2017), [arXiv:1412.8393 \[hep-ph\]](#).
 - [2] P. Achenbach *et al.*, The present and future of QCD, *Nucl. Phys. A* **1047**, 122874 (2024), [arXiv:2303.02579 \[hep-ph\]](#).
 - [3] M. Arslanodok *et al.*, Hot QCD White Paper, (2023), [arXiv:2303.17254 \[nucl-ex\]](#).
 - [4] C. Shen, Studying QGP with flow: A theory overview, *Nucl. Phys. A* **1005**, 121788 (2021), [arXiv:2001.11858 \[nucl-th\]](#).
 - [5] C. Shen and L. Yan, Recent development of hydrodynamic modeling in heavy-ion collisions, *Nucl. Sci. Tech.* **31**, 122 (2020), [arXiv:2010.12377 \[nucl-th\]](#).
 - [6] C. Gale, S. Jeon, and B. Schenke, Hydrodynamic Modeling of Heavy-Ion Collisions, *Int. J. Mod. Phys. A* **28**, 1340011 (2013), [arXiv:1301.5893 \[nucl-th\]](#).
 - [7] U. Heinz and R. Snellings, Collective flow and viscosity in relativistic heavy-ion collisions, *Ann. Rev. Nucl. Part. Sci.* **63**, 123 (2013), [arXiv:1301.2826 \[nucl-th\]](#).
 - [8] S. Schlichting and D. Teaney, The First fm/c of Heavy-Ion Collisions, *Ann. Rev. Nucl. Part. Sci.* **69**, 447 (2019), [arXiv:1908.02113 \[nucl-th\]](#).
 - [9] J. Berges, M. P. Heller, A. Mazeliauskas, and R. Venugopalan, QCD thermalization: Ab initio approaches and interdisciplinary connections, *Rev. Mod. Phys.* **93**, 035003 (2021), [arXiv:2005.12299 \[hep-th\]](#).
 - [10] J.-Y. Ollitrault, Anisotropy as a signature of transverse collective flow, *Phys. Rev. D* **46**, 229 (1992).
 - [11] U. W. Heinz, Concepts of heavy ion physics, in *2nd CERN-CLAF School of High Energy Physics* (2004) pp. 165–238, [arXiv:hep-ph/0407360](#).
 - [12] P. Romatschke, New Developments in Relativistic Viscous Hydrodynamics, *Int. J. Mod. Phys. E* **19**, 1 (2010), [arXiv:0902.3663 \[hep-ph\]](#).
 - [13] T. Hirano, U. W. Heinz, D. Kharzeev, R. Lacey, and Y. Nara, Hadronic dissipative effects on elliptic flow in ultrarelativistic heavy-ion collisions, *Phys. Lett. B* **636**, 299 (2006), [arXiv:nucl-th/0511046](#).
 - [14] H. Petersen, J. Steinheimer, G. Burau, M. Bleicher, and H. Stöcker, A Fully Integrated Transport Approach to Heavy Ion Reactions with an Intermediate Hydrodynamic Stage, *Phys. Rev. C* **78**, 044901 (2008), [arXiv:0806.1695 \[nucl-th\]](#).
 - [15] C. Shen, Z. Qiu, H. Song, J. Bernhard, S. Bass, and U. Heinz, The iEBE-VISHNU code package for relativistic heavy-ion collisions, *Comput. Phys. Commun.* **199**, 61 (2016), [arXiv:1409.8164 \[nucl-th\]](#).
 - [16] Z. Qiu and U. Heinz, Hydrodynamic event-plane correlations in Pb+Pb collisions at $\sqrt{s} = 2.76$ ATeV, *Phys. Lett. B* **717**, 261 (2012), [arXiv:1208.1200 \[nucl-th\]](#).
 - [17] M. Luzum and J.-Y. Ollitrault, Eliminating experimen-

- tal bias in anisotropic-flow measurements of high-energy nuclear collisions, *Phys. Rev. C* **87**, 044907 (2013), [arXiv:1209.2323 \[nucl-ex\]](#).
- [18] D. Teaney and L. Yan, Triangularity and Dipole Asymmetry in Heavy Ion Collisions, *Phys. Rev. C* **83**, 064904 (2011), [arXiv:1010.1876 \[nucl-th\]](#).
- [19] Z. Qiu and U. W. Heinz, Event-by-event shape and flow fluctuations of relativistic heavy-ion collision fireballs, *Phys. Rev. C* **84**, 024911 (2011), [arXiv:1104.0650 \[nucl-th\]](#).
- [20] F. G. Gardim, F. Grassi, M. Luzum, and J.-Y. Ollitrault, Mapping the hydrodynamic response to the initial geometry in heavy-ion collisions, *Phys. Rev. C* **85**, 024908 (2012), [arXiv:1111.6538 \[nucl-th\]](#).
- [21] P. Staig and E. Shuryak, The Fate of the Initial State Fluctuations in Heavy Ion Collisions. III The Second Act of Hydrodynamics, *Phys. Rev. C* **84**, 044912 (2011), [arXiv:1105.0676 \[nucl-th\]](#).
- [22] D. Teaney and L. Yan, Non linearities in the harmonic spectrum of heavy ion collisions with ideal and viscous hydrodynamics, *Phys. Rev. C* **86**, 044908 (2012), [arXiv:1206.1905 \[nucl-th\]](#).
- [23] Probing hydrodynamics and the moments of the elliptic flow distribution in $\sqrt{s_{NN}} = 5.02$ TeV lead-lead collisions using higher-order cumulants, (2022).
- [24] S. Acharya *et al.* (ALICE), Higher harmonic non-linear flow modes of charged hadrons in Pb-Pb collisions at $\sqrt{s_{NN}} = 5.02$ TeV, *JHEP* **05**, 085, [arXiv:2002.00633 \[nucl-ex\]](#).
- [25] L. Yan and J.-Y. Ollitrault, $\nu_4, \nu_5, \nu_6, \nu_7$: nonlinear hydrodynamic response versus LHC data, *Phys. Lett. B* **744**, 82 (2015), [arXiv:1502.02502 \[nucl-th\]](#).
- [26] J. Qian, U. W. Heinz, and J. Liu, Mode-coupling effects in anisotropic flow in heavy-ion collisions, *Phys. Rev. C* **93**, 064901 (2016), [arXiv:1602.02813 \[nucl-th\]](#).
- [27] S. McDonald, C. Shen, F. Fillion-Gourdeau, S. Jeon, and C. Gale, A Detailed Study and Synthesis of Flow Observables in the IP-Glasma+MUSIC+UrQMD Framework, *Nucl. Phys. A* **967**, 393 (2017), [arXiv:1704.05362 \[nucl-th\]](#).
- [28] G. Giacalone, L. Yan, and J.-Y. Ollitrault, Nonlinear coupling of flow harmonics: Hexagonal flow and beyond, *Phys. Rev. C* **97**, 054905 (2018), [arXiv:1803.00253 \[nucl-th\]](#).
- [29] J.-F. Paquet, C. Shen, G. S. Denicol, M. Luzum, B. Schenke, S. Jeon, and C. Gale, Production of photons in relativistic heavy-ion collisions, *Phys. Rev. C* **93**, 044906 (2016), [arXiv:1509.06738 \[hep-ph\]](#).
- [30] B. Schenke, C. Shen, and P. Tribedy, Running the gamut of high energy nuclear collisions, *Phys. Rev. C* **102**, 044905 (2020), [arXiv:2005.14682 \[nucl-th\]](#).
- [31] B. Schenke, C. Shen, and P. Tribedy, Bulk properties and multi-particle correlations in large and small systems, *Nucl. Phys. A* **1005**, 121756 (2021), [arXiv:2001.09949 \[nucl-th\]](#).
- [32] H. Mäntysaari, B. Schenke, C. Shen, and W. Zhao, Probing nuclear structure of heavy ions at energies available at the CERN Large Hadron Collider, *Phys. Rev. C* **110**, 054913 (2024), [arXiv:2409.19064 \[nucl-th\]](#).
- [33] S. A. Bass *et al.*, Microscopic models for ultrarelativistic heavy ion collisions, *Prog. Part. Nucl. Phys.* **41**, 255 (1998), [arXiv:nucl-th/9803035](#).
- [34] M. Bleicher *et al.*, Relativistic hadron hadron collisions in the ultrarelativistic quantum molecular dynamics model, *J. Phys. G* **25**, 1859 (1999), [arXiv:hep-ph/9909407](#).
- [35] S. McDonald, C. Shen, F. Fillion-Gourdeau, S. Jeon, and C. Gale, Hydrodynamic predictions for Pb+Pb collisions at 5.02 TeV, *Phys. Rev. C* **95**, 064913 (2017), [arXiv:1609.02958 \[hep-ph\]](#).
- [36] N. Aghanim *et al.* (Planck), Planck 2018 results. V. CMB power spectra and likelihoods, *Astron. Astrophys.* **641**, A5 (2020), [arXiv:1907.12875 \[astro-ph.CO\]](#).
- [37] P. Staig and E. Shuryak, The Fate of the Initial State Fluctuations in Heavy Ion Collisions. II The Fluctuations and Sounds, *Phys. Rev. C* **84**, 034908 (2011), [arXiv:1008.3139 \[nucl-th\]](#).
- [38] B. Schenke, C. Shen, and P. Tribedy, Features of the IP-Glasma, *Nucl. Phys. A* **982**, 435 (2019), [arXiv:1807.05205 \[nucl-th\]](#).
- [39] R. Pordes *et al.*, The Open Science Grid, *J. Phys. Conf. Ser.* **78**, 012057 (2007).
- [40] I. Sfiligoi, D. C. Bradley, B. Holzman, P. Mhashilkar, S. Padhi, and F. Wurthwein, The pilot way to Grid resources using glideinWMS, *WRI World Congress* **2**, 428 (2009).
- [41] OSG, *OsPool* (2006).
- [42] OSG, *Open science data federation* (2015).