

# Random Hyperbolic Graphs with Arbitrary Mesoscale Structures

Stefano Guarino<sup>\*1</sup>, Davide Torre<sup>†1,2,3</sup>, and Enrico Mastrostefano<sup>‡1</sup>

<sup>1</sup>Istituto per le Applicazioni del Calcolo “Mauro Picone”  
(CNR-IAC), Via dei Taurini 19, Rome, 00185, Italy

<sup>2</sup>Libera Università Internazionale degli Studi Sociali “Guido Carli”  
(LUISS), Viale Romania, 32, Rome, 00197, Italy

<sup>3</sup>ISI Foundation (ISI), Via Chisola, 5, Turin, 10126, Italy

## Abstract

Real-world networks exhibit universal structural properties such as sparsity, small-worldness, heterogeneous degree distributions, high clustering, and community structures. Geometric network models, particularly Random Hyperbolic Graphs (RHGs), effectively capture many of these features by embedding nodes in a latent similarity space. However, networks are often characterized by specific connectivity patterns between groups of nodes –i.e. communities– that are not geometric, in the sense that the dissimilarity between groups do not obey the triangle inequality. Structuring connections only based on the interplay of similarity and popularity thus poses fundamental limitations on the mesoscale structure of the networks that RHGs can generate. To address this limitation, we introduce the Random Hyperbolic Block Model (RHBM), which extends RHGs by incorporating block structures within a maximum-entropy framework. We demonstrate the advantages of the RHBM through synthetic network analyses, highlighting its ability to preserve community structures where purely geometric models fail. Our findings emphasize the importance of latent geometry in network modeling while addressing its limitations in controlling mesoscale mixing patterns.

---

<sup>\*</sup>stefano.guarino@cnr.it

<sup>†</sup>dtorre@luiss.it

<sup>‡</sup>enrico.mastrostefano@cnr.it

# 1 Introduction

Models of complex networks aim to replicate structural patterns observed in real-world systems while enabling effective network randomization for benchmarking and hypothesis testing [2, 24, 8]. Over the past few decades, numerous studies have identified a set of universal characteristics that most real-world networks share. These include sparsity [10], the small-world property [28], an inhomogeneous degree distribution [3] and a high clustering coefficient [19]. Most real networks, however, also exhibit non-trivial mesoscale structures, such as communities with specific mixing patterns [26]. Defining network models that provide explicit control of statistics at all scales is crucial for realistic network representations [14, 9].

Random Hyperbolic Graphs (RHG) provide a compelling framework for explaining various observed network characteristics by embedding nodes in a hidden metric space with negative curvature [20, 31, 19, 18, 25]. Such a latent geometry provides a powerful approach to modeling networks, structuring connections based on both similarity and popularity [4, 22, 29]. In the  $\mathbb{S}^D$  model, node popularity is controlled by latent degrees  $\kappa_i$  and similarity by node-to-node distances  $x_{ij} = R\Delta\theta_{ij}$  within a  $D$ -dimensional sphere. The edge probability reads

$$p_{ij} = \frac{1}{1 + \left( \frac{x_{ij}}{(\mu\kappa_i\kappa_j)^{1/D}} \right)^\beta}. \quad (1)$$

where the inverse temperature  $\beta$  controls the clustering coefficient, whereas the density parameter  $\mu$  ensures the correct average degree. The hidden degrees in  $\mathbb{S}^D$  can be mapped onto radial coordinates in a hyperbolic plane  $\mathbb{H}^{D+1}$ , transforming the spherical representation with hidden degrees into a purely geometric hyperbolic one. When hidden degrees follow a power-law distribution with exponent  $\gamma \geq 2$ , the  $\mathbb{S}^D$  and  $\mathbb{H}^{D+1}$  models become isomorphic in the thermodynamic limit [20]. The popularity-similarity optimization (PSO) model [23] and its nonuniform generalization (nPSO) [21] extend the ideas of RHG by incorporating dynamic elements that reflect the balance between popularity and similarity in the emergence of real networks. Despite the conceptual elegance of hyperbolic spaces and the potential benefits of higher dimensions ( $D > 1$ ), the  $\mathbb{S}^1$  model remains the most widely used due to its simplicity. It is characterized by two fundamental properties: (i) when angular coordinates are uniformly distributed, the expected degree of a vertex converges to its hidden degree in the limit of large networks,  $\langle \deg_i \rangle_{\mathbb{S}^1} \rightarrow \kappa_i$ ; and (ii) clustering decreases as  $\beta \rightarrow 1$  and stabilizes at a constant for  $\beta \rightarrow +\infty$ .

Hyperbolic latent spaces naturally capture hierarchical and transitive structures, mirroring empirical properties such as degree heterogeneity and clustering [13, 31, 21]. A fundamental limitation of these models, however, is their lack of explicit control over mixing patterns at intermediate scales. Both RHG and PSO models can produce networks with strong communities [18, 27, 12], but these arise implicitly rather than as a controlled feature. Modularity can be imposed via angular node aggregation [4, 13, 21, 16], but inter-community connec-

tivity is entirely driven by similarity in the latent space. This limitation hinders the application of these models in all cases where mesoscale structures arise from shared categorical attributes within groups, such as interests in social networks or topics in information networks [12, 6, 27, 30]. Even scalar attributes often act like categorical ones, with connectivity in the network not reflecting proximity in the underlying metric space—think, for instance, to strong sub-diagonals in age-based mixing matrices, or to co-expression networks where modular patterns are mostly driven by pathway membership rather than proximity in expression space. Increasing the dimensionality of latent hyperbolic spaces has been suggested as a way to enable finer control over group interactions and overcome the intrinsic correlations between node distances found in low dimensions [1, 17, 7, 11]. However, existing models lack mechanisms for leveraging dimensionality to enforce specific community mixing patterns while preserving essential network properties. More generally, whether arbitrary group-mixing patterns are compatible with a popularity-similarity framework is yet to be clarified in the literature.

In this paper, we propose the *Random Hyperbolic Block Model* (RHBm), a generalization of RHGs that incorporates explicit control over the network’s mixing matrix by means of a set of hidden forces binding node groups. Instead of hidden degrees, we introduce a hidden fitness parameter, normalized according to block connectivity. We show that the RHBm, as the  $\mathbb{S}^1$  model [5], can be interpreted as an entropy-maximizing probabilistic mixture of grand canonical network ensembles. This means that the proposed formulation is optimal for geometric networks with constrained expected degree sequence and group-mixing matrix. We demonstrate that the RHBm can be equivalently represented as the union of  $\binom{n}{2}$   $\mathbb{S}^1$  graphs, corresponding to intra- and inter-block connections among  $n$  communities, provided that node latent features are drawn once and applied consistently across subgraphs, ensuring stable centrality and homophily patterns. Due to this equivalence, we introduce the alternative notation  $(\mathbb{S}^1)^{\binom{n}{2}}$  for this graph model.

To highlight the relevance of the presented model, we present experimental results in support of the intuition that attribute-based group-mixing is, in general, non-geometric. We generated synthetic networks using the RHBm and embedded them in  $\mathbb{S}^D$ , for  $D = 1, \dots, 5$ , using the state-of-the-art tool D-Mercator [16]. In D-Mercator, the algorithm infers the inverse temperature  $\beta$ , the parameter  $\mu$  controlling the network’s average degree, the radius of the  $\mathbb{S}^D$  disk, the hidden degrees and the latent angular coordinates, maximizing the likelihood of the inferred latent coordinates given the observed graph. By analyzing the graphs obtained from the embedding, we show that models based solely on the popularity-similarity paradigm can capture local properties such as degree distributions and clustering but fail to enforce specific mesoscale structures like community mixing. Even the choice of model parameters and latent coordinates that best explains the input network, in fact, fails to explain the input mixing patterns, regardless of  $D$ . In summary, we show that our proposed RHBm, by explicitly incorporating block-level constraints, permits to regulate

community structures and mixing patterns while maintaining the fundamental strengths of hyperbolic network models. Our findings challenge the notion that purely geometric models suffice to explain real-world network structures.

## 2 The model

The Random Hyperbolic Block Model (RHBm) extends the  $\mathbb{S}^1/\mathbb{H}^2$  models by addressing the case in which the  $N$  nodes are organized into  $n$  disjoint *blocks* (or *communities*), whose connectivity patterns are controlled by a symmetric matrix  $\Phi = \{\Phi_{IJ}\}$  of latent forces<sup>1</sup>. As in the  $\mathbb{S}^1$  model, the nodes are placed uniformly at random on a disk of radius  $R$  by assigning angular coordinate  $\theta_i \in [0, 2\pi)$  to node  $i$ . Instead of a hidden degree, each node has a (hidden) fitness  $\phi_i$  drawn from a suitable distribution—in the following, we will assume power-law distributed fitness with exponent  $\gamma = 2.5$ , but any distribution is potentially usable. The probability per link reads

$$p_{ij} = \frac{1}{1 + \left( \frac{x_{ij}}{\tilde{\mu}_{IJ}\phi_i\phi_j\Phi_{IJ}} \right)^\beta} \quad (2)$$

where  $i \in I$ ,  $j \in J$ ,  $x_{ij} = R\Delta\theta_{ij}$  and  $\tilde{\mu}_{IJ} = R\beta\sin(\pi/\beta)$ . If we denote  $\kappa_{iJ} = \phi_i\Phi_{IJ}$  the expected degree of  $i$  towards block  $J$ —i.e. the number of nodes in block  $J$  to which  $i$  is connected—and  $\mu_{IJ} = \frac{\tilde{\mu}_{IJ}}{\Phi_{IJ}}$ , (2) can be rewritten as

$$p_{ij} = \frac{1}{1 + \left( \frac{x_{ij}}{\kappa_{iJ}\kappa_{jI}\mu_{IJ}} \right)^\beta} \quad (3)$$

This shows that in the RHBm  $p_{ij}$  takes the same functional form of (1), with the only difference that the total hidden degrees  $\kappa_i, \kappa_j$  and the normalization constant  $\mu$  are replaced by their block-wise counterparts  $\kappa_{iJ}, \kappa_{jI}$  and  $\mu_{IJ}$ .

### Maximum entropy formulation

In the thermodynamic limit  $N \rightarrow \infty$ , the RHBm can be equivalently defined as the maximum-entropy ensemble  $P$  satisfying

$$\langle E \rangle_P = W \quad (4)$$

$$\langle L_{IJ} \rangle_P = F_{IJ} \quad \text{for all } I, J \quad (5)$$

$$\langle \text{deg}_i \rangle_P = f_i \sum_J F_{I_i J} \quad \text{for all } i \quad (6)$$

Equation (4) binds the expected total energy  $E = \sum_{ij} \varepsilon(x_{ij})$  to  $W$ , (5) sets the expected number of links between blocks  $I$  and  $J$  (or twice that number if

---

<sup>1</sup>In the following, we use lower-case indices for nodes and upper-case indices for blocks, with  $i \in I$  indicating that node  $i$  belongs to block  $I$ , and  $I_i$  denoting  $i$ 's block.

$I = J$ ) to  $F_{IJ}$ , and (6) controls the expected degree sequence of the network. The consistency of (5) and (6) is guaranteed by taking  $f_i$  so that  $\sum_{i \in I} f_i = 1$  for all  $I$ .  $f_i$  can thus be interpreted as the fraction of all edges incident on block  $I$  that are incident on node  $i$ .

As for the standard  $\mathbb{S}^1$  model, the maximum entropy probability per graph factorises in terms of independent probabilities per link as

$$p_{ij} = \frac{1}{1 + e^{\lambda_i + \lambda_j + \eta_{IJ} + \beta \varepsilon(x_{ij})}}$$

where  $i \in I$ ,  $j \in J$ , and  $\beta$ ,  $\eta_{IJ}$  and  $\lambda_i$  are the Lagrange multipliers associated, respectively, to conditions 4, 5 and 6. Also, with the same line of reasoning used in [5], it can be proved that taking  $\varepsilon(x_{ij}) = \ln(x_{ij})$  is the only way to suppress nonstructural degree correlations. This leads to

$$p_{ij} = \frac{1}{1 + \left( x_{ij} e^{\frac{\lambda_i + \lambda_j + \eta_{IJ}}{\beta}} \right)^\beta} \quad (7)$$

For fixed  $\lambda_i$  and  $\eta_{IJ}$  (i.e., fixed  $f_i$  and  $F_{IJ}$ ), the expected probability that nodes  $i$  and  $j$  are connected can be found integrating  $p_{ij}$  over  $\theta_j$  and  $\lambda_j$ . In the limit  $N \rightarrow \infty$ ,<sup>2</sup> one obtains

$$\langle p_{ij} \mid \lambda_i, \eta_{IJ} \rangle = \frac{1}{\tilde{\mu}_{IJ}} e^{-\frac{\eta_{IJ}}{\beta}} e^{-\frac{\lambda_i}{\beta}} \langle e^{-\frac{\lambda}{\beta}} \rangle \quad (8)$$

Further integrating (8) over  $\lambda_i$  gives

$$e^{-\frac{\eta_{IJ}}{\beta}} = \frac{\tilde{\mu}_{IJ} F_{IJ}}{N_I N_J} \frac{1}{\langle e^{-\frac{\lambda}{\beta}} \rangle^2} \quad (9)$$

$$e^{-\frac{\lambda_i}{\beta}} = f_i N_I \langle e^{-\frac{\lambda}{\beta}} \rangle \quad (10)$$

which, plugged into (7), give

$$p_{ij} = \frac{1}{1 + \left( \frac{x_{ij}}{\tilde{\mu}_{IJ} f_i f_j F_{IJ}} \right)^\beta} \quad (11)$$

Equation (11) shows that this maximum-entropy approach yields exactly the model defined by (2), provided that  $\phi_i = f_i$  and  $\Phi_{IJ} = F_{IJ}$  –i.e., that the latent fitness equals the block-normalized degree, and that the hidden force between two blocks equals the expected number of edges between them. Let us underline that the equivalence works with exactly  $\phi_i = f_i$  and  $\Phi_{IJ} = F_{IJ}$  only in the thermodynamic limit  $N \rightarrow \infty$ . In a finite system, the values for  $\phi_i$  and  $\Phi_{IJ}$  that satisfy (5) and (6) for given  $f_i$  and  $F_{IJ}$  must be found numerically.

---

<sup>2</sup>Eq. (8) follows from  $\frac{1}{X} \int_0^X \frac{dt}{1+t^\beta} \stackrel{X \rightarrow \infty}{\approx} \frac{1}{X} \frac{\pi}{\beta \sin(\pi/\beta)}$ .

### Alternative formulation: $(\mathbb{S}^1)^{\binom{n}{2}}$

The RHBM can be equivalently obtained under the following system of *stronger* constraints [15]

$$\langle E \rangle_P = W \quad (12)$$

$$\langle \deg_{iJ} \rangle_P = f_i F_{IJ} \quad \text{for all } i, J \quad (13)$$

where  $\deg_{iJ}$  is the degree of  $i$  towards  $J$ . Equation (13), which implies both (5) and (6), states that  $f_i$ , instead of just controlling  $i$ 's expected total degree, controls  $i$ 's expected degree towards each and every blocks in the graph. The inverse –(5) and (6) implying (13)– is not true in general, but it is true under the maximum entropy principle, because the least restrictive assumption one can make is that the popularity of a node does not vary from one block to another. It is easy to verify that a model defined in terms of (12) and (13) is equivalent to the union of the  $\binom{n}{2}$  graphs obtained imposing

$$\langle E_{IJ} \rangle_P = W_{IJ} \quad (14)$$

$$\langle \deg_{iJ} \rangle_P = f_i F_{IJ} \quad \text{for all } i \in I \quad (15)$$

$$\langle \deg_{jI} \rangle_P = f_j F_{IJ} \quad \text{for all } j \in J \quad (16)$$

for all possible choices of  $I, J$  and suitable  $W_{IJ}$ , where conditions (14), (15) and (16) define a bipartite graph if  $I \neq J$ . In particular, this implies that the  $\mathbb{S}^1$  model can be generalized to accommodate a community structure by simply considering each subgraph defined by a pair  $(I, J)$  as an independent mono/bipartite  $\mathbb{S}^1$  graph, provided that: (i) the hidden degrees are replaced with block-normalized hidden fitnesses; (ii) both the hidden fitness  $\phi_i$  and the latent angular coordinate  $\theta_i$  associated to vertex  $i$  are drawn just once and for all –i.e., not re-drawn for each subgraph. The fact that node  $i$  has the same  $\phi_i$  in all subgraphs guarantees that (6) holds and that the graph has, in good approximation, the desired degree distribution. On the other hand, the fact that  $i$  has the same  $\theta_i$  in all subgraphs preserves the transitivity of the vertex similarity across different subgraphs, so as to guarantees the desired high clustering for the entire network.

## 3 Experiments

To assess the expressive power and limitations of the RHBM, we conducted a series of controlled experiments, aimed at testing how well a purely geometric embedding—specifically, the one produced by D-Mercator—can recover key structural properties of synthetic networks generated with the model.

### 3.1 Experimental Setup

The base parameters of the RHBM are:

- $N$ : number of nodes
- $k$ : average degree
- $\gamma$ : exponent of the power-law degree/fitness distribution
- $\beta$ : inverse temperature
- $n$ : number of communities

We have set the mixing matrix  $F$  using a parametric model that allows us to consider a variable range of mixing patterns:

$$F = \frac{\rho + 1}{n} \begin{bmatrix} 1 & 0 & 0 & \cdots & 0 \\ 0 & 1 & 0 & \cdots & 0 \\ 0 & 0 & 1 & \cdots & 0 \\ \vdots & & & \ddots & \\ 0 & 0 & 0 & \cdots & 1 \end{bmatrix} + \frac{1 - \rho}{2 \sum_{i=1}^n (n - i) q^i} \begin{bmatrix} 0 & q & q^2 & \cdots & q^{n-1} \\ q & 0 & q & \cdots & q^{n-2} \\ q^2 & q & 0 & \cdots & q^{n-3} \\ \vdots & & & \ddots & \\ q^{n-1} & q^{n-2} & q^{n-3} & \cdots & 0 \end{bmatrix}$$

The parameter  $\rho \in [-1, 1]$  interpolates between disassortative and assortative mixing, while  $q \in (0, 1]$  controls the decay of connectivity away from the diagonal, making it possible to obtain ordered community structures.

We generated networks using the RHBm, varying one parameter at a time from the sets  $N \in \{1000, 3000, 5000\}$ ,  $k \in \{5, 10, 20\}$ ,  $n \in \{2, 10, 100\}$ ,  $\rho \in \{-0.5, 0, 0.5\}$ ,  $q \in \{0.5, 0.75, 1\}$ ,  $\beta \in \{2, 5, 10\}$ , while keeping all others fixed at  $N = 3000$ ,  $k = 10$ ,  $\gamma = 2.5$ ,  $n = 10$ ,  $\rho = 0.5$ ,  $q = 1$ ,  $\beta = 2$ . Each generated network was embedded using D-Mercator, varying the latent space dimension  $D \in \{1, 2, 3, 4, 5\}$ . From each embedding, we computed:

1. The expected mixing matrix (based on the edge probability formula in the  $\mathbb{S}^D$  model)
2. The expected degree sequence
3. Ten synthetic networks sampled from the inferred edge probabilities, used to compute global and average local clustering coefficients

### 3.2 Results and Evaluation

**Block Mixing Matrix Reconstruction.** To evaluate the accuracy of mixing matrix reconstruction, we computed the relative absolute error:

$$\frac{\|F_{\text{out}} - F_{\text{in}}\|_1}{\|F_{\text{in}}\|_1}$$

where  $F_{\text{in}}$  is the ground-truth input matrix and  $F_{\text{out}}$  the one expected from the embedding. The results (Figure 1) show that the error is generally significant, ranging from 10%–15% up to 50%–55%. Errors tend to be lower for smaller networks, fewer communities, more disassortative or orderly mixing patterns, and higher embedding dimensions.

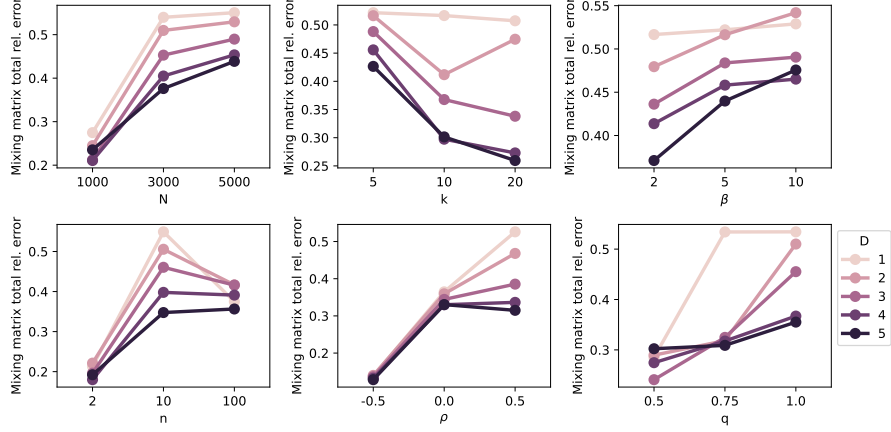


Figure 1: Relative error in recovering the mixing matrix for various model configurations and embedding dimensions.

**Degree Sequence Reconstruction.** We compared the expected degree sequence derived from the embedding with the one of the input RHB graph. As shown in Figure 2, the match is nearly perfect across all tested configurations, confirming that D-Mercator captures node popularity extremely well.

**Clustering Coefficient.** We computed the relative error in both the global and average local clustering coefficients:

$$\frac{|C - C_{\text{in}}|}{C_{\text{in}}}$$

Figures 3 and 4 show that the error is consistently low—below 20%–30% in all cases. Local clustering is best preserved for  $D = 1$ , while global clustering shows slightly better fidelity for  $D = 1$  and  $D = 5$ , without major differences across parameter settings.

### 3.3 Discussion

Overall, the results suggest that D-Mercator embeddings of networks generated with the RHB are highly effective at preserving local structural properties such as node degrees and clustering, even under diverse parameter regimes. However, they fall short of recovering mesoscopic structures such as group-to-group connectivity patterns, indicating that purely geometric representations may not suffice to explain intermediate-scale structure when group mixing is imposed independently of geometry.



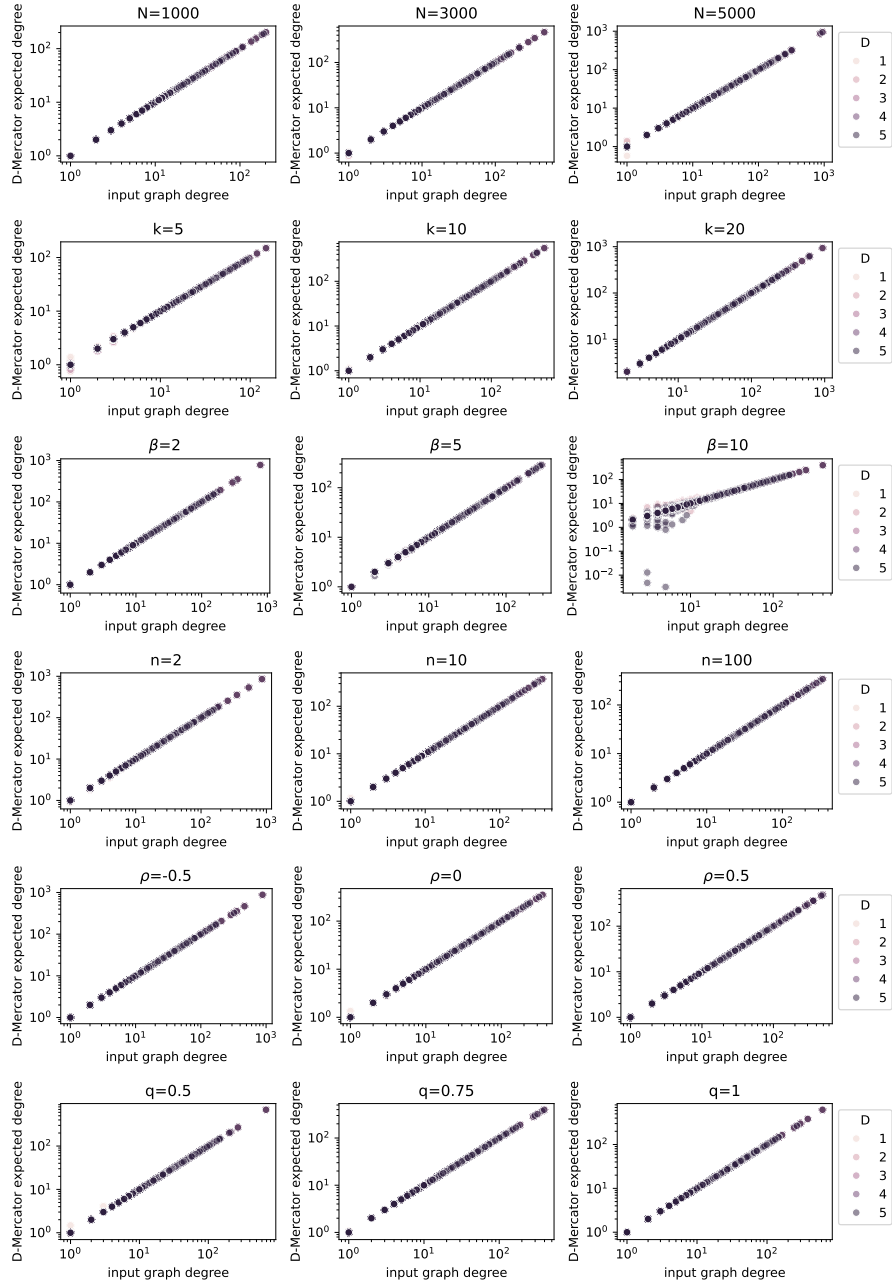


Figure 2: Scatter plot of input vs. reconstructed degree sequences. All points lie close to the identity line.

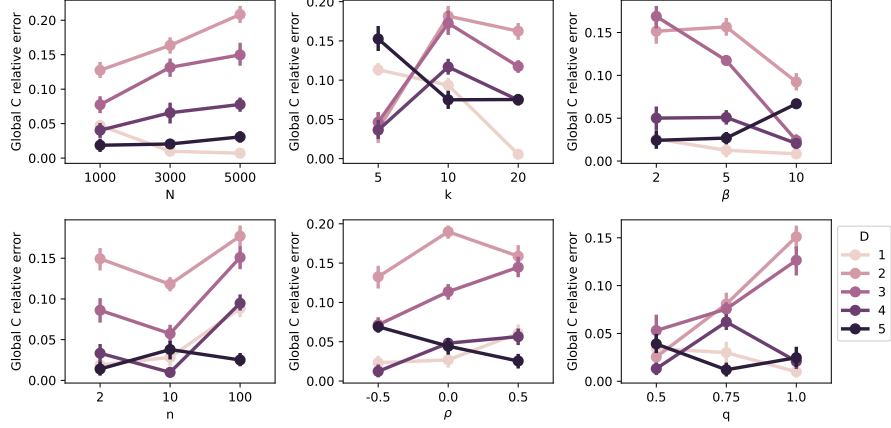


Figure 3: Relative error in global clustering coefficients. D-Mercator preserves clustering well across all configurations.

## 4 Conclusion

Intermediate-scale structures are typical of real-world networks and significantly influence their function and dynamics. While defining what constitutes a “community” in a network is often challenging, synthetic networks frequently need to replicate specific connection patterns between groups of nodes identified by attributes. Similarly, when abstracting an observed graph by defining an appropriate null model that preserves its key properties, it is impossible to overlook the presence of groups of nodes that are particularly well-connected internally or to each other.

In this article, we introduced the Random Hyperbolic Block Model, an extension of the  $\mathbb{S}^1$  random geometric graph that allows for explicit control over the frequency of connections between different groups of nodes in the network. Like the  $\mathbb{S}^1$  model, the RHBM can be derived through an entropy maximization principle, with the key difference that it includes an additional constraint on the expected mixing matrix between groups. This leads to an expression for edge probabilities that retains the same functional form as in the  $\mathbb{S}^1$  model, but with hidden degrees and normalization constants replaced by block-specific counterparts that depend on the desired connection strength between communities. In doing so, the RHBM extends latent geometry models—which capture many real-world network features through a balance of popularity and similarity—by incorporating an explicit and tunable mechanism for controlling inter-group connectivity.

The common approach used in the literature to enforce a community structure in  $\mathbb{S}^D$  was using a different spatial distribution for each block of nodes [4, 13, 21, 16]. In particular, spatial aggregation of nodes in the same community leads to assortative mixing, where intra-block edges are more likely than

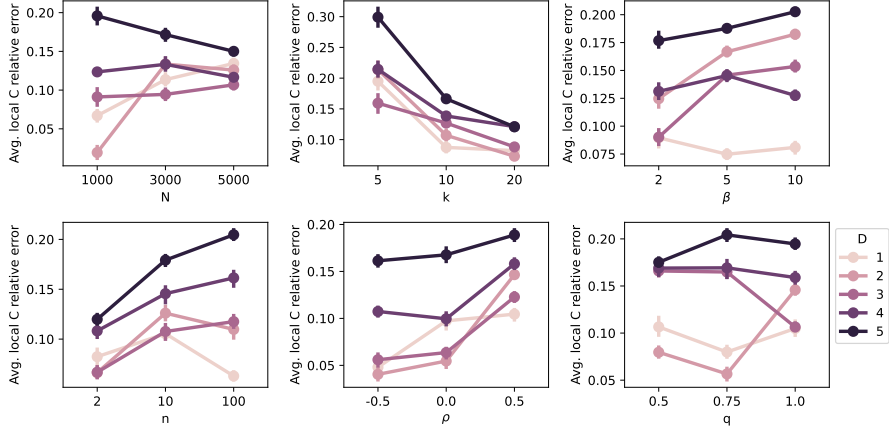


Figure 4: Relative error in average local clustering coefficients. Again, D-Mercator preserves clustering well across all configurations.

inter-block ones. Due to the triangle inequality, however, one cannot have strong connectivity between both pairs of blocks  $(I, M)$  and  $(M, J)$  without also having non-negligible connectivity between  $(I, J)$ , unless one allows very large variances that reduce the meaning of group structure. In addition, the nodes being uniformly distributed in the latent space is one key assumption of the  $\mathbb{S}^D$  model, that guarantees node-homogeneity and makes the model analytically treatable. The RHBM addresses this issue decoupling attribute-based group-mixing and individual popularity/similarity-based mixing.

To highlight the importance of the proposed model, we conducted experiments to assess whether networks created with the RHBM have a more natural, fully geometric interpretation. To this end, we fed graphs obtained with the RHBM to the D-Mercator algorithm –the state-of-the-art for multidimensional embeddings in  $\mathbb{S}^D$ – varying the latent space dimension  $D$ . D-Mercator does not explicitly attempt at reconstructing the input attribute-based mixing, but it tries to identify the most suitable geometric representation for that network, given the observed connectivity patterns. By letting the input network change in aspects like the number of communities and the type of mixing, we verified that even the most plausible geometric configuration is generally insufficient to fully explain or reproduce the input intermediate-scale patterns. These results suggest that the RHBM offers a principled and flexible framework to model structured networks where community structure and geometric organization co-exist, without artificially coupling the two.

Future directions include a deeper exploration of the interplay between geometry and group mixing in dynamic or temporal settings, where connection patterns evolve over time. Additionally, studying inference procedures for recovering RHBM parameters from real network data could unlock its potential for empirical applications, such as community-aware network embedding or gen-

erative modeling of attributed graphs. We also plan to explore the use of the RHBm as a randomization tool for real networks, allowing one to preserve both latent geometry and meso-scale structure while perturbing finer topological details—thus enabling controlled null models for hypothesis testing.

While the model is referred to as *hyperbolic* due to the isomorphism between the  $\mathbb{S}^1$  and  $\mathbb{H}^2$  models, the current formulation has been developed in Euclidean space for analytical convenience. A natural next step is to explicitly formulate and analyze the RHBm directly in hyperbolic space, aligning its geometric underpinnings with the growing body of work in hyperbolic network science and potentially enhancing its descriptive power for hierarchical and tree-like structures.

## References

- [1] Pedro Almagro, Marián Boguñá, and M. Ángeles Serrano. “Detecting the ultra low dimensionality of real networks”. In: *Nature Communications* 13.1 (Oct. 2022). ISSN: 2041-1723. DOI: 10.1038/s41467-022-33685-z. URL: <http://dx.doi.org/10.1038/s41467-022-33685-z>.
- [2] JS Archana and MR Kaimal. “Community detection in complex networks using randomisation”. In: *Proceedings of the 2014 International Conference on Interdisciplinary Advances in Applied Computing*. 2014, pp. 1–5.
- [3] Albert-László Barabási and Réka Albert. “Emergence of scaling in random networks”. In: *science* 286.5439 (1999), pp. 509–512.
- [4] Marián Boguñá, Fragkiskos Papadopoulos, and Dmitri Krioukov. “Sustaining the Internet with hyperbolic mapping”. In: *Nature Communications* 1.6 (2010). Cited by: 324; All Open Access, Bronze Open Access. DOI: 10.1038/ncomms1063. URL: <https://www.scopus.com/inward/record.uri?eid=2-s2.0-78649958138&doi=10.1038%2fncomms1063&partnerID=40&md5=b16f2a3e2c3e3c462d05e6aab54da6b1>.
- [5] Marián Boguñá et al. “Small worlds and clustering in spatial networks”. In: *Phys. Rev. Res.* 2 (2 Apr. 2020), p. 023040. DOI: 10.1103/PhysRevResearch.2.023040. URL: <https://link.aps.org/doi/10.1103/PhysRevResearch.2.023040>.
- [6] Matteo Bruno et al. “Community detection in the hyperbolic space”. In: *arXiv preprint arXiv:1906.09082* (2019).
- [7] Gabriel Budel et al. “Random hyperbolic graphs in  $d + 1$  dimensions”. In: *Phys. Rev. E* 109 (5 May 2024), p. 054131. DOI: 10.1103/PhysRevE.109.054131. URL: <https://link.aps.org/doi/10.1103/PhysRevE.109.054131>.
- [8] Alessandro Celestini et al. “Epidemics in a synthetic urban population with multiple levels of mixing”. In: *International Conference on Complex Networks and Their Applications*. Springer. 2021, pp. 315–326.

- [9] Hocine Cherifi et al. “On community structure in complex networks: challenges and opportunities”. In: *Applied Network Science* 4.1 (2019), pp. 1–35.
- [10] Charo I Del Genio, Thilo Gross, and Kevin E Bassler. “All scale-free networks are sparse”. In: *Physical review letters* 107.17 (2011), p. 178701.
- [11] Béatrice Désy, Patrick Desrosiers, and Antoine Allard. “Dimension matters when modeling network communities in hyperbolic spaces”. In: *PNAS Nexus* 2.5 (Apr. 2023). pgad136. ISSN: 2752-6542. DOI: 10.1093/pnasnexus/pgad136. eprint: <https://academic.oup.com/pnasnexus/article-pdf/2/5/pgad136/50402288/pgad136.pdf>. URL: <https://doi.org/10.1093/pnasnexus/pgad136>.
- [12] Ali Fageeh, Saeed Osat, and Filippo Radicchi. “Characterizing the Analogy Between Hyperbolic Embedding and Community Structure of Complex Networks”. In: *Phys. Rev. Lett.* 121 (9 Aug. 2018), p. 098301. DOI: 10.1103/PhysRevLett.121.098301. URL: <https://link.aps.org/doi/10.1103/PhysRevLett.121.098301>.
- [13] Guillermo García-Pérez, M Ángeles Serrano, and Marián Boguñá. “Soft communities in similarity space”. In: *Journal of Statistical Physics* 173 (2018), pp. 775–782.
- [14] Michelle Girvan and Mark EJ Newman. “Community structure in social and biological networks”. In: *Proceedings of the national academy of sciences* 99.12 (2002), pp. 7821–7826.
- [15] Stefano Guarino, Enrico Mastrostefano, and Davide Torre. “The Hidden-Degree Geometric Block Model”. In: *International Conference on Complex Networks and Their Applications*. Springer. 2023, pp. 409–419.
- [16] Robert Jankowski et al. “The D-Mercator method for the multidimensional hyperbolic embedding of real networks”. In: *Nature Communications* 14.1 (Nov. 2023), p. 7585. ISSN: 2041-1723. DOI: 10.1038/s41467-023-43337-5. URL: <https://doi.org/10.1038/s41467-023-43337-5>.
- [17] Bianka Kovács, Sámuel G Balogh, and Gergely Palla. “Generalised popularity-similarity optimisation model for growing hyperbolic networks beyond two dimensions”. In: *Scientific Reports* 12.1 (2022), p. 968.
- [18] Bianka Kovács and Gergely Palla. “The inherent community structure of hyperbolic networks”. In: *Scientific Reports* 11.1 (Aug. 2021). ISSN: 2045-2322. DOI: 10.1038/s41598-021-93921-2. URL: <http://dx.doi.org/10.1038/s41598-021-93921-2>.
- [19] Dmitri Krioukov. “Clustering Implies Geometry in Networks”. In: *Phys. Rev. Lett.* 116 (20 May 2016), p. 208302. DOI: 10.1103/PhysRevLett.116.208302. URL: <https://link.aps.org/doi/10.1103/PhysRevLett.116.208302>.
- [20] Dmitri Krioukov et al. “Hyperbolic geometry of complex networks”. In: *Phys. Rev. E* 82 (3 Sept. 2010), p. 036106. DOI: 10.1103/PhysRevE.82.036106. URL: <https://link.aps.org/doi/10.1103/PhysRevE.82.036106>.

- [21] Alessandro Muscoloni and Carlo Vittorio Cannistraci. “A nonuniform popularity-similarity optimization (nPSO) model to efficiently generate realistic complex networks with communities”. In: *New Journal of Physics* 20.5 (2018), p. 052002.
- [22] Alessandro Muscoloni and Carlo Vittorio Cannistraci. “Angular separability of data clusters or network communities in geometrical space and its relevance to hyperbolic embedding”. In: *arXiv preprint arXiv:1907.00025* (2019).
- [23] Fraggiskos Papadopoulos et al. “Popularity versus similarity in growing networks”. In: *Nature* 489.7417 (2012), pp. 537–540.
- [24] Marcel Salathé and James H Jones. “Dynamics and control of diseases in networks with community structure”. In: *PLoS computational biology* 6.4 (2010), e1000736.
- [25] M Angeles Serrano and Marián Boguná. “The Shortest Path to Network Geometry: A Practical Guide to Basic Models and Applications, Elements in Structure and Dynamics of Complex Networks”. In: *Cambridge University Press, Cambridge, England* 10 (2022), p. 9781108865791.
- [26] Riitta Toivonen et al. “A model for social networks”. In: *Physica A: Statistical mechanics and its applications* 371.2 (2006), pp. 851–860.
- [27] Zuxi Wang et al. “Hyperbolic mapping of complex networks based on community information”. In: *Physica A: Statistical Mechanics and its Applications* 455 (2016), pp. 104–119.
- [28] Duncan J Watts and Steven H Strogatz. “Collective dynamics of ‘small-world’ networks”. In: *nature* 393.6684 (1998), pp. 440–442.
- [29] Weihua Yang and David Rideout. “High dimensional hyperbolic geometry of complex networks”. In: *Mathematics* 8.11 (2020), p. 1861.
- [30] Dongsheng Ye et al. “Community preserving mapping for network hyperbolic embedding”. In: *Knowledge-Based Systems* 246 (2022), p. 108699. ISSN: 0950-7051. DOI: <https://doi.org/10.1016/j.knosys.2022.108699>. URL: <https://www.sciencedirect.com/science/article/pii/S0950705122003227>.
- [31] Konstantin Zuev et al. “Emergence of soft communities from geometric preferential attachment”. In: *Scientific reports* 5.1 (2015), pp. 1–9.