

FinS-Pilot: A Benchmark for Online Financial System

Feng Wang
Gaoling School of Artificial
Intelligence, Renmin University of
China
Beijing Key Laboratory of Research
on Large Models and Intelligent
Governance
Engineering Research Center of
Next-Generation Intelligent Search
and Recommendation, MOE
Beijing, China
rucwangfeng@gmail.com

Yiding Sun
Gaoling School of Artificial
Intelligence, Renmin University of
China
Beijing Key Laboratory of Research
on Large Models and Intelligent
Governance
Engineering Research Center of
Next-Generation Intelligent Search
and Recommendation, MOE
Beijing, China
emanual20.sun@gmail.com

Jiaxin Mao^{*}
Gaoling School of Artificial
Intelligence, Renmin University of
China
Beijing Key Laboratory of Research
on Large Models and Intelligent
Governance
Engineering Research Center of
Next-Generation Intelligent Search
and Recommendation, MOE
Beijing, China
maojiaxin@gmail.com

Wei Xue
Zhicepilot
Beijing, China
xuewei@zhicepilot.com

Danqing Xu
Zhicepilot
Beijing, China
xudanqing@zhicepilot.com

ABSTRACT

Large language models (LLMs) have demonstrated remarkable capabilities across various professional domains, with their performance typically evaluated through standardized benchmarks. In the financial field, the stringent demands for professional accuracy and real-time data processing often necessitate the use of retrieval-augmented generation (RAG) techniques to support LLMs. However, the development of financial RAG benchmarks has been constrained by data confidentiality issues and the lack of dynamic data integration. To address this issue, we introduce FinS-Pilot, a novel benchmark for evaluating RAG systems in online financial applications. Constructed from real-world financial assistant interactions, our benchmark incorporates both real-time API data and structured text sources, organized through an intent classification framework covering critical financial domains such as equity analysis and macroeconomic forecasting. The benchmark enables comprehensive evaluation of financial assistants' capabilities in handling both static knowledge and time-sensitive market information. Through systematic experiments with multiple Chinese leading LLMs, we demonstrate FinS-Pilot's effectiveness in identifying models suitable for financial applications while addressing the current gap in specialized evaluation tools for the financial domain. Our work contributes both a practical evaluation framework and a

curated dataset to advance research in financial NLP systems. The code and dataset are accessible on GitHub¹.

CCS CONCEPTS

• Computing methodologies → Natural language processing.

KEYWORDS

Retrieval-Augmented Generation; Financial; Benchmark

ACM Reference Format:

Feng Wang, Yiding Sun, Jiaxin Mao^{*}, Wei Xue, and Danqing Xu. 2025. FinS-Pilot: A Benchmark for Online Financial System. In XXXXXXXX, July 17, 2025, Padua, Italy. ACM, Padua, Italy, 6 pages. <https://doi.org/XXXXXXXXXXXXXXXXXXXX>

1 INTRODUCTION

LLMs have profoundly transformed social production and people's working patterns. Their remarkable information comprehension and generation capabilities endow LLMs with extensive application value. In both academia and industry, LLMs have achieved significant performance improvements in multiple tasks within the fields of natural language processing and information retrieval. In the field of information retrieval, LLMs and traditional information retrieval technologies have started to influence and collaborate with each other, resulting the retrieval-augmented generation technology (RAG). RAG provides LLMs with highly professional and real-time external knowledge through information retrieval, reducing hallucinations during the generation process of LLMs [1]. RAG is widely applied in fields with strong professionalism and real-time requirements, and the financial field is one of them.

Since the datasets in the financial field may involve business secrets and have the problems of strong privacy and high acquisition difficulty, the current benchmarks for retrieval-augmented

Permission to make digital or hard copies of all or part of this work for personal or classroom use is granted without fee provided that copies are not made or distributed for profit or commercial advantage and that copies bear this notice and the full citation on the first page. Copyrights for components of this work owned by others than the author(s) must be honored. Abstracting with credit is permitted. To copy otherwise, or republish, to post on servers or to redistribute to lists, requires prior specific permission and/or a fee. Request permissions from permissions@acm.org.
FinIR '25, July 17, 2025, Padua, Italy

© 2025 Copyright held by the owner/author(s). Publication rights licensed to ACM.
ACM ISBN XXXXXXXXXXXXXXXXXXXX
<https://doi.org/XXXXXXXXXXXXXXXXXXXX>

¹https://github.com/PhealenWang/financial_rag_benchmark

^{*} Corresponding author.

generation in the financial field are still in short supply, and existing datasets are not fully publicly available [5]. Therefore, constructing an open-source benchmark for retrieval-augmented generation in the financial field is of great importance for the evaluation in the financial field. Currently, the evaluation datasets for financial tasks include FinanceBench [5], FiQA [8], FinQA [2], etc., and they still have many problems.

Firstly, the data sources of these datasets are basically concentrated on financial reports, and the queries are mostly focused on financial question-answering tasks based on static data such as financial reports. However, the low update frequency of financial reports limits their value as sources of real-time information. Secondly, these datasets do not utilize dynamic data interfaces and cannot obtain real-time market information. Moreover, the queries in the existing datasets are not from the real financial application scenarios, resulting in the gap between their evaluation results and the performance of models in the online environment.

To address the above issues, we construct a financial retrieval-augmented generation benchmark. By building a taxonomy for user intent, we ensure that the intent distribution of the queries is consistent with the distribution of an online financial assistant application. In addition to text data, we also provide APIs for accessing real-time market data.

The contributions of the financial RAG benchmark proposed in this paper can be summarized as the following:

- **Online user-driven data collection.** The queries in the benchmark are obtained from the user logs of an online financial assistant. Through rigorous desensitization and context-preserving adaptation processes, we maintain the 316 queries spanning investment advice, regulatory compliance, and transactional inquiries—representing real-world usage patterns absent in synthetic benchmarks.
- **Integration of dynamic data sources.** Beyond conventional static text corpora, we incorporate real-time API responses from market data and financial calculation services. This hybrid approach enables more realistic evaluation of RAG systems' capacity to handle both stable knowledge and time-sensitive numerical data, addressing a critical gap in existing evaluation methodologies.
- **Workflow-aware intent taxonomy.** Mirroring the operational classification system used by professional financial assistants, our dataset organizes questions into 62 functionally distinct intent categories. This structure enables granular analysis of LLM performance across different service scenarios, with evaluation metrics specifically designed to inform pipeline optimization decisions in production environments.

The rest of this paper is organized as follows: In Section 2, we detail the four-step methodology for constructing our benchmark. In Section 3 we present experimental results evaluating various models' performance on two query types using our dataset. In Section 4, we review existing research on LLM benchmarks, covering both general-purpose and financial-domain evaluations. Finally, we offer concluding remarks in Section 5.

2 CONSTRUCTION

The benchmark construction pipeline is illustrated in Figure 1, comprising four steps. The first step is **Extraction**. Online financial assistant interactions generate raw logs containing authentic queries and corresponding responses. Leveraging workflow-specific patterns, we perform two-level intent classification of queries aligned with actual business processes. Through systematic clustering of queries within each second-level category, we establish query bases, where each intent maps to one or more query classes, which subsequently group semantically similar user questions. The second step is **Retrieval**. To address the domain-specific knowledge requirements of financial queries, we implement a dual-source retrieval system: (i) Real-time dynamic data via the Tushare API for time-sensitive financial metrics, and (ii) Structured text databases retrieved through embedding-based methods. This hybrid approach ensures comprehensive reference documentation covering both static knowledge and live market data. The third step is **Generation**. Using the collected queries and retrieved documents, we prompt multiple Chinese LLMs to produce candidate answers. These outputs serve as preliminary responses for subsequent evaluation. The final step is **Judgment**. While LLMs generate candidate answers, we employ a two-tier verification process: (i) An LLM-based discriminator identifies the most semantically aligned candidate with expected responses, followed by (ii) Manual review by cross-disciplinary experts (finance + AI) to finalize gold-standard answers.

2.1 Extraction

Dataset source and preprocessing. The user interaction logs from our production financial assistant system contain three key elements: user queries, system responses, and precise timestamps. These logs undergo careful preprocessing to remove sensitive information while preserving query semantics and contextual relationships. The preprocessing pipeline includes tokenization, entity anonymization, and query normalization to ensure data quality.

Workflow-based classification. Following the operational practices of financial assistants, we developed a hierarchical classification system with 9 first-level categories (e.g., macroeconomic analysis, market analysis) and 62 second-level categories (e.g., macroeconomic analysis, market sentiment). Each second-level category corresponds to specific business workflows in financial advisory services, enabling precise routing of different query types to appropriate processing pipelines.

Query base abstraction. We observed that most user queries follow repetitive patterns with variations primarily in temporal references and entity names. For each second-level category, we created query bases that capture these patterns. For example, the query base [Company][Time][Valuation Status] abstracts various forms of stock valuation questions. These templates systematically incorporate temporal dimensions to reflect financial information's time-sensitive nature.

Dataset composition. We retain 316 queries and divide them into numerical queries (104 in total, with dynamic interface data as relevant information, concentrated under 4 secondary intents) and content-based queries (212 in total, with text datatext data as relevant information) according to the types of answers and relevant information.

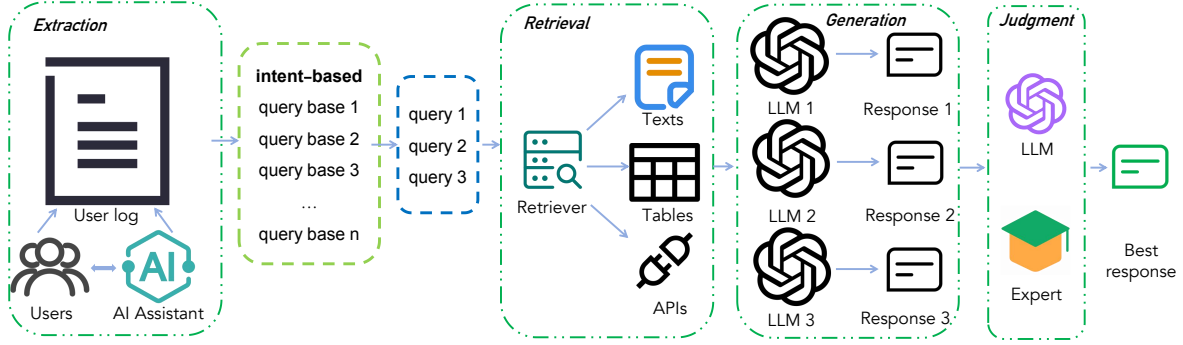


Figure 1: Overview of constructing process.

2.2 Retrieval

The retrieval process constitutes a critical component of our framework, where each user query requires reference materials. We implement a dual-channel retrieval system that strategically combines: (1) real-time dynamic data interfaces for numerical queries, and (2) comprehensive text corpora for content-based queries. This approach ensures optimal information timeliness for time-sensitive financial data while maintaining broad knowledge coverage for conceptual questions.

Dynamic Interface Data Implementation. Text data is difficult to provide real-time market information (e.g., stock prices, corporate financial indicators). Therefore, we employ the Tushare Pro API as our primary data source. Tushare provides professionally curated financial datasets spanning multiple asset classes including equities, funds, futures, and cryptocurrencies. Our implementation involves (i) automated API calls triggered by query classification, (ii) structured response parsing into standardized JSON formats, and (iii) quality validation through checksum verification.

Text Data Acquisition and Processing. The text data comes from news, WeChat, research reports, and the Internet. To ensure timeliness, it will be updated regularly. Relevant texts are retrieved from the database through relevance retrieval. Since the knowledge in the text database is limited, we introduce the Bing search interface to provide more comprehensive text data for user queries.

2.3 Generation

The generation phase constitutes the core of our retrieval-augmented generation pipeline. Leveraging the instruction-following capabilities of modern LLMs, we design task-specific prompts that incorporate both the retrieved documents and structured instructions. Our prompt engineering follows three key principles: (1) explicit task specification, (2) clear input-output formatting, and (3) contextual grounding in financial domain knowledge.

Model Selection. We select five common Chinese LLMs, namely DeepSeek-v3 [7], DeepSeek-R1 [3], Doubao-1.5-pro, Moonshot-v1, and Baichuan4, to perform the generation task. We use them to generate answers for each query respectively, forming a candidate set of standard answers.

Generation Processing. For numerical queries, we provide dynamic interface data to the LLMs in the format of pandas' Dataframe, and attach explanatory texts about the meanings of data elements to illustrate the meanings of each column name. For content-based queries, we incorporate user queries and reference documents into the prompts, enabling the LLMs to generate corresponding answers based on them.

2.4 Judgment

The process of selecting optimal answers from candidate texts requires distinct approaches for numerical and content-based queries, reflecting their fundamental differences in information characteristics and evaluation criteria. For numerical queries where ground truth values exist in the retrieved dynamic interface data, we implement a rigorous manual verification protocol. We directly invite professionals with rich experience in data processing and proficient in data processing to extract values from the structured API responses, with final values determined through consensus when discrepancies occur. This manual extraction process ensures 100% accuracy for time-sensitive numerical indicators that might be misinterpreted by automated systems.

For content-based queries, we first use a large language model (Doubao-1.5-pro) to judge the relevance between all candidate answers and user queries, and selects the most relevant answer as the only candidate for the standard answer. Subsequently, we first remove the content in the answer that is irrelevant to the user query, and then invites experts in the fields of artificial intelligence and finance to review, correct the wrong information therein, and finally obtain the standard answer for each query.

The final validation involves cross-disciplinary review by two AI researchers and two financial domain experts working independently. They evaluate each candidate answer against four quality dimensions: factual accuracy, financial terminology appropriateness, logical flow, and compliance with financial reporting standards. Disagreements are resolved through discussion until consensus is reached, with all corrections documented for model fine-tuning purposes.

3 EXPERIMENTS

We divide the queries into numerical queries and content-based queries, and this paper designs experiments for these two types of queries respectively.

3.1 Settings

Generators. We use popular Chinese LLMs, including DeepSeek-v3 [7], DeepSeek-R1 [3], Doubao-1.5-pro, Moonshot-v1, Baichuan4, to generate answers for all the queries.

Retrievers. We configure three distinct retriever categories including (1) **Base**, an embedding-based dense retriever leveraging neural representations; (2) **Bing**, which incorporates external web search capabilities through Microsoft’s API; and (3) **Close** as a non-retrieval baseline that processes queries without any information retrieval component.

Metrics. We have designed evaluation metrics for the two types of queries respectively. For numerical queries, since it is possible to directly determine whether the answers are correct or not, accuracy is used as the metric. For content-based queries, we have provided similarity-based metrics and model-based metrics. The similarity-based metrics include ROUGE-L (ROU.) [6], BLEU [10] and cosine similarity (COS.). The model-based metrics include hallucination (HAL.), completeness (COM.), and relevance (REL.). Hallucination assesses whether the response contains information conflicting with references. Completeness measures the extent to which the response covers all subtopics addressed in the ground truth. Relevance evaluates the alignment between the response and the user’s query intent, reflecting their degree of connection.

3.2 Results

Numerical queries. Our experimental evaluation employs the LLM configurations detailed in Section 3.1 to process 104 numerical queries. The baseline test, conducted using DeepSeek-v3 without any reference data supplementation, yields zero accuracy, which is a result that demonstrates the fundamental limitations of purely parametric knowledge for time-sensitive numerical tasks. Comparative results across all test conditions are presented in Figure 2.

DeepSeek-v3 emerges as the top-performing model, achieving 82.7% accuracy in numerical queries. This performance suggests superior capabilities in both structured data interpretation and numerical reasoning compared to other LLMs. The remaining LLMs demonstrate comparable performance within the 71%-78% range, indicating adequate but not exceptional proficiency in financial data processing.

The Close setting reveals critical insights about RAG architectures: (1) The complete failure of standalone DeepSeek-v3 (0% accuracy) confirms the non-negotiable requirement for real-time data integration in financial applications. (2) Even with perfect retrieval conditions, the maximum observed accuracy of 82.7% suggests an inherent 17.3% error rate attributable to LLM processing limitations. Error analysis reveals two primary failure modes: unit conversion mistakes and temporal reference misinterpretations.

These findings have important practical implications: While RAG systems substantially improve over standalone LLMs (absolute improvement >80 percentage points), the residual error rate necessitates either human verification or algorithmic safeguards

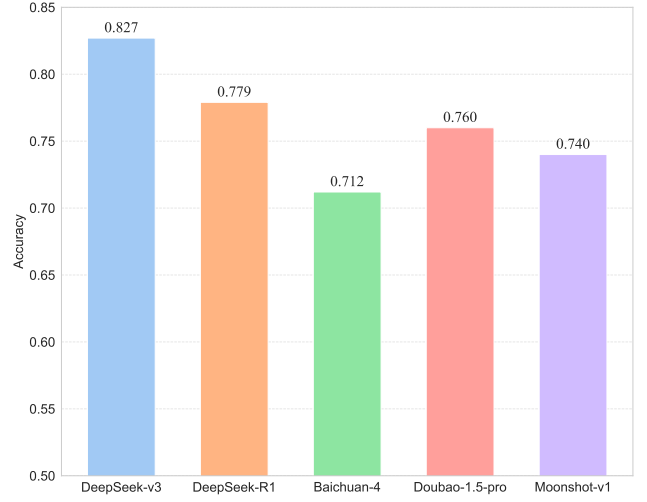


Figure 2: Evaluation of numerical queries

for mission-critical financial operations. The demonstrated performance ceiling also suggests that current generation LLMs may not yet be suitable for fully automated high-stakes numerical analysis without additional validation mechanisms.

Additionally, to investigate the accuracy of DeepSeek-v3 across different intent categories, we present the results in Figure 3. The result reveals that DeepSeek-v3 achieves perfect accuracy (100%) on the eco-indicator intent, while maintaining relatively high accuracy on both individual stocks and fund data intents. However, the model demonstrates notably lower performance on market data, with a 47.6% error rate. This suggests that DeepSeek-v3 requires further enhancement in its ability to analyze and synthesize market data.

Content-based queries. Our experimental framework processes 212 content-based queries through the generation pipeline described in Section 3.1. The comprehensive evaluation results, measured across all specified metrics, are presented in Table 1.

To ensure consistent interpretation across evaluation dimensions, we apply maximum normalization to both the Completeness (COM.) and Relevance (REL.) metrics. This preprocessing step linearly rescales the raw scores by a factor of 1/4, transforming all metric values to a standardized [0,1] interval.

Our experimental results reveal distinct performance patterns across different retrieval settings. When utilizing the Base retriever configuration, DeepSeek-v3 demonstrates superior performance across all evaluation metrics except hallucination (HAL.), suggesting its strong capability for content generation within constrained knowledge bases. Conversely, with the Bing retriever configuration, Doubao-1.5-pro achieves leading performance on most metrics (excluding BLEU and REL.), indicating particular strengths in synthesizing information from external sources.

The systematic comparison of three retrieval paradigms yields several key insights: (i) LLMs consistently perform better under Bing settings compared to Base. This performance gap substantiates the value of incorporating external reference materials for enhanced generation quality. (ii) The Close setting (no retriever)

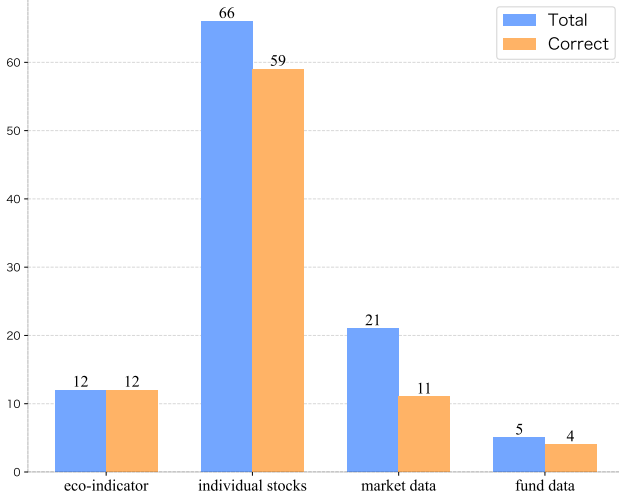


Figure 3: Accuracy of numerical queries in Deepseek-v3

produces significantly inferior results across all metrics, empirically validating the necessity of retrieval augmentation for financial assistant applications. (iii) An interesting anomaly emerges with DeepSeek-v3 in the Close setting, where it outperforms its Base setting on text similarity metrics (ROUGE-L, BLEU, COS.). This suggests the model may possess inherent retrieval capabilities or utilize internal knowledge representations that partially compensate for missing reference texts. These findings collectively demonstrate that while all models benefit from explicit retrieval augmentation, their relative strengths vary significantly based on both architectural differences and knowledge source availability. The results particularly highlight DeepSeek-v3’s robustness across constrained environments and Doubao-1.5-pro’s superior external data integration capabilities.

In terms of the text similarity metrics (ROUGE-L, BLEU, and cosine similarity COS.), these conventional metrics measure surface-level similarities between generated and reference answers through different computational approaches. However, they are all limited to the textual similarity and it is difficult for them to provide accurate discriminative results from a deep semantic perspective.

The model-based evaluation metrics (Hallucination HAL., Completeness COM., and Relevance REL.) can utilize the powerful instruction-following ability of LLMs to conduct a deeper evaluation of the current answers. In terms of relevance, models under almost all settings can provide relatively relevant answers. However, Doubao-1.5-pro, which performs excellently in other metrics, actually achieves the worst results in terms of relevance under both the Base setting and the Bing setting. This may be because the answers generated by Doubao-1.5-pro provide more extensive knowledge, and it is prone to misjudgment as a lower score during the relevance determination. In terms of hallucination and completeness, the results under the Bing setting are significantly better than those under the Base setting, which indicates that using external retrieval can provide more accurate information. Doubao-1.5-pro obtains high scores in these two metrics, which shows that Doubao-1.5-pro

Table 1: Evaluation of content-based queries

Retriever	Generator	ROU.↑	BLEU↑	COS.↑	HAL.↓	COM.↑	REL.↑
Base	DeepSeek-v3	.0612	.0564	.3159	.5423	.2152	.9780
	DeepSeek-R1	.0124	.0321	.2359	.5771	.2077	.9588
	Baichuan-4	.0361	.0358	.2847	.5970	.1841	.9007
	Doubao-1.5-pro	.0387	.0506	.2508	.4726	.1791	.8634
	Moonshot-v1	.0504	.0537	.2526	.4975	.1642	.9531
Bing	DeepSeek-v3	.1676	.0647	.5480	.0746	.5323	.9774
	DeepSeek-R1	.2098	.0533	.5056	.0697	.5522	.9536
	Baichuan-4	.2094	.0458	.5430	.1194	.5373	.9714
	Doubao-1.5-pro	.3469	.0467	.6080	.0547	.6132	.9333
	Moonshot-v1	.2582	.0960	.5515	.1045	.5758	.9684
Close	DeepSeek-v3	.0960	.0714	.3278	.7363	.1853	.6500

can accurately summarize the content of the reference texts and give comprehensive generated answers.

4 RELATED WORKS

General-Purpose Benchmarking. Current LLMs are typically evaluated across three core capabilities: language modeling, knowledge utilization, and natural language understanding. The LAMBDA dataset [9], comprising 10,022 narrative passages, serves as the standard for assessing contextual language modeling proficiency. For knowledge-intensive tasks, MMLU [4] provides a comprehensive benchmark covering 57 subjects across STEM, humanities, and professional domains. The GLUE benchmark [11] further enables multi-dimensional evaluation of linguistic understanding through diverse tasks including sentiment analysis and textual entailment.

Domain-Specific Evaluation in Finance. The rapid adoption of LLMs in specialized domains has necessitated the development of vertical-specific evaluation frameworks. Financial applications present unique challenges that general benchmarks fail to address: (1) proprietary data restrictions limit training corpus availability, (2) real-time market data integration is operationally critical, and (3) regulatory compliance requirements demand exceptional factual precision.

Existing financial benchmarks exhibit three key limitations. FinanceBench [5] and FinQA [2] focus narrowly on static financial statement analysis, lacking mechanisms to evaluate real-time data integration. While FiQA [8] incorporates temporal aspects, its synthetic queries fail to capture authentic user intent distributions observed in production systems. Most critically, none of these benchmarks assess retrieval-augmented generation (RAG) capabilities - the predominant architectural pattern for financial LLM deployments due to its ability to combine parametric knowledge with dynamic data feeds.

5 CONCLUSION

In this paper, we propose a benchmark for online financial system addressing three critical gaps in current evaluations: (1) authentic user queries from production financial assistants, (2) hybrid retrieval combining real-time API data with static documents, and (3) workflow-aligned intent classification. Our solution demonstrates superior evaluation capabilities compared to existing financial benchmarks, particularly in time-sensitive scenarios. The benchmark enables precise assessment of LLMs’ abilities to handle

both stable financial knowledge and dynamic market information. In the future, we will expand the coverage to additional financial domains and incorporate more sophisticated evaluation metrics to better reflect real-world performance requirements.

REFERENCES

- [1] Jiawei Chen, Hongyu Lin, Xianpei Han, and Le Sun. 2023. Benchmarking Large Language Models in Retrieval-Augmented Generation. *CoRR* abs/2309.01431 (2023). <https://doi.org/10.48550/ARXIV.2309.01431> arXiv:2309.01431
- [2] Zhiyu Chen, Wenhui Chen, Charese Smiley, Sameena Shah, Iana Borova, Dylan Langdon, Reema Moussa, Matt Beane, Ting-Hao Huang, Bryan Routledge, et al. 2021. Finqa: A dataset of numerical reasoning over financial data. *arXiv preprint arXiv:2109.00122* (2021).
- [3] Daya Guo, Dejian Yang, Haowei Zhang, Junxiao Song, Ruoyu Zhang, Runxin Xu, Qihao Zhu, Shirong Ma, Peiyi Wang, Xiao Bi, et al. 2025. Deepseek-r1: Incentivizing reasoning capability in llms via reinforcement learning. *arXiv preprint arXiv:2501.12948* (2025).
- [4] Dan Hendrycks, Collin Burns, Steven Basart, Andy Zou, Mantas Mazeika, Dawn Song, and Jacob Steinhardt. 2020. Measuring massive multitask language understanding. *arXiv preprint arXiv:2009.03300* (2020).
- [5] Pranab Islam, Anand Kannappan, Douwe Kiela, Rebecca Qian, Nino Scherrer, and Bertie Vidgen. 2023. Financebench: A new benchmark for financial question answering. *arXiv preprint arXiv:2311.11944* (2023).
- [6] Chin-Yew Lin. 2004. Rouge: A package for automatic evaluation of summaries. In *Text summarization branches out*. 74–81.
- [7] Aixin Liu, Bei Feng, Bing Xue, Bingxuan Wang, Bochao Wu, Chengda Lu, Cheng-gang Zhao, Chengqi Deng, Chenyu Zhang, Chong Ruan, et al. 2024. Deepseek-v3 technical report. *arXiv preprint arXiv:2412.19437* (2024).
- [8] Macedo Maia, Siegfried Handschuh, André Freitas, Brian Davis, Ross McDermott, Manel Zarrouk, and Alexandra Balahur. 2018. Wwv'18 open challenge: financial opinion mining and question answering. In *Companion proceedings of the the web conference 2018*. 1941–1942.
- [9] Denis Paperno, Germán Kruszewski, Angeliki Lazaridou, Quan Ngoc Pham, Raffaella Bernardi, Sandro Pezzelle, Marco Baroni, Gemma Boleda, and Raquel Fernández. 2016. The LAMBADA dataset: Word prediction requiring a broad discourse context. In *Proceedings of the 54th Annual Meeting of the Association for Computational Linguistics, ACL 2016, August 7-12, 2016, Berlin, Germany, Volume 1: Long Papers*. The Association for Computer Linguistics. <https://doi.org/10.18653/V1/P16-1144>
- [10] Kishore Papineni, Salim Roukos, Todd Ward, and Wei-Jing Zhu. 2002. Bleu: a method for automatic evaluation of machine translation. In *Proceedings of the 40th annual meeting of the Association for Computational Linguistics*. 311–318.
- [11] Alex Wang. 2018. Glue: A multi-task benchmark and analysis platform for natural language understanding. *arXiv preprint arXiv:1804.07461* (2018).